


Masters Series

GSA Price List – March 2026



This price list is based upon Haworth's December 2025 commercial pricing.
GENERAL SERVICES ADMINISTRATION FEDERAL SUPPLY SERVICE
Authorized Federal Supply Scheduled Price List (Catalog) Office Furniture, Wood Casegoods and Tables
(FSC Group 71, Part I, FSC Classes 7105, 7110, 7125 and 7195)
Contract No: GS-03F-057DA | Contract Period: February 28, 2026 – February 7, 2031 | Business: Large
Contractor: Haworth, Inc. | One Haworth Center | Holland, MI 49423-9576 | 1.616.393.3000





This Haworth North American price book contains US list prices.

Canadian customers can convert the US list price into their Canadian equivalent by going to www.Haworth.com/Canada to find the current Canadian multipliers. These multiplier factors allow you to convert the US list price into a Canadian list price.

HAWORTH, INC.

GENERAL SERVICES ADMINISTRATION


FEDERAL ACQUISITION SERVICES

Authorized Federal Supply Schedule Furniture (FSC Group 71, FSC Classes 7105, 7110, 7125 and 7195)

Contract Number:	GS-03F-057DA
Contract Start Date:	February 28, 2026
Contract End Date:	February 7, 2031
Contractor:	HAWORTH, INC. One Haworth Center Holland, MI 49423-9576 1-616-393-3000 http://www.haworth.com/government
Business Size:	Large

Information for Ordering Activities I-FSS-600

Online access to Haworth's Authorized Federal Supply Schedule contract ordering information, terms and conditions, and up-to-date product and discount listing can be found at GSA Advantage, eLibrary link [here](#).



This Page Intentionally Left Blank

Masters Series Price List

Includes pricing, catalog numbers, finish codes/availability, specification requirements, line art, dimensions, and specification tips for Masters Series.

Desks

Convergent Worktops

Height Adjustable Table Desks

Height Adjustable Convergent Desks

Height Adjustable Credenza Desks

Wall Mounted Height Adjustable Desks

Accessories for Tables

Modular Worktops and Supports

Modular Lower Storage

Accessories for Modular Worktops and Lower Storage

Upper Storage

Storage

Reception Stations

Table

Table of Contents

Price List

Statement of Line 7

Catalog Logic 15

Desks

- Single Pedestal Desk — Full Overlay Modesty 16
- Double Pedestal Desk — Full Overlay Modesty 18
- Desk Shell 20
- Table Desk — Hoop Leg 21
- Bridge 22
- Return Top 24
- Corner Shell 25

Convergent Worktops

- Convergent T-Worktop 26
- Convergent Worktop with Hoop Leg — Rectangular 27
- Convergent Worktop with Column Leg — Rectangular 30
- Convergent Worktop with Hoop Leg — Wedge 33
- Convergent Worktop with Column Leg — Wedge 36
- Convergent Worktop with Hoop Leg — Wedge Radius 39
- Convergent Worktop with Column Leg — Wedge Radius 42
- D-Worktop 45
- P-Worktop 48

Height Adjustable Table Desks

- Height Adjustable Table Desk Base — Freestanding 51
- Height Adjustable Table Desk Top — Rectangular 52
- Shroud — For use with Height Adjustable T-Leg—Table Desk Construction 53
- Modesty Panel — For use with wood Shrouds 54

Height Adjustable Convergent Desks

- Height Adjustable Table Desk Base — Convergent 55
- Height Adjustable Convergent Top — Rectangular Top for use with T-Leg Base 56
- Height Adjustable Convergent Top — Rectangular Top with Waterfall Panel for use with Telescoping Metal Shroud 57
- Height Adjustable Convergent Top — Wedge Top for use with T-Leg Base 58
- Height Adjustable Convergent Top — Wedge Radius Top for use with T-Leg Base 59
- Shroud — For use with Height Adjustable T-Leg—Convergent Construction 60

Height Adjustable Credenza Desks

- Height Adjustable Table Desk Base — Credenza 61
- Height Adjustable Credenza Desk Top — Rectangular Top Only 62
- Shroud — For use with Height Adjustable T-Leg—Credenza Desk Construction 63
- Modesty Panel — For use with wood Shrouds 64

Wall Mounted Height Adjustable Table

- L Shape T-Leg 65
- L Shape Telescoping Metal Leg 70
- Wall Mounted Height Adjustable Credenza Desk — Rectangular 75

Accessories for Tables

- Architectural Wall Mount Bracket 76
- Modular Components — Adaptable Hinged Modesty Panel 77
- Fixed Adaptable Modesty 80
- Modesty — For use with Telescoping Shroud Desk 82
- Cable Management — Cable Management Tray 83

Modular Worktops and Supports

- Storage Top 84
- Bookcase Top 85
- Credenza Top 86
- Full-Overlay Modesty Panel 89
- Hinged Modesty Panel 90
- 2H End Panel 91
- L-Support Panel 92
- T-Support Panel 94
- 2H Support Panel—T-Support Panel—Partial 95
- 2H Support Panel—Mid-Support Panel 95

Modular Lower Storage

- Pedestal — Attached 96
- Pedestal — Mobile 98
- Lateral File — Attached Open Shelf 99
- Lateral File — Attached 101
- Storage Unit — Attached 103
- Storage Unit — 1.5H Attached Open for use with Convergent Worktop 105
- Storage Unit — 1.5 or 2H Doors 106
- Storage Unit — 1.5H Attached Sliding Door — 18" Depth 108
- Storage Unit — 2H Attached Sliding Door — 18" Depth 110
- Storage Unit — 1.5H Attached Sliding Door — 23" Depth 112
- Storage Unit — 2H Attached Sliding Door — 23" Depth 114

Accessories for Modular Worktops and Lower Storage

- Pedestal — Storage Cushion 116
- Counterweight 117
- Flush Mount Plate 117

- Tetra Bracket 117
- Center Drawer 118
- Pencil Tray 118
- File Bars 118
- Grommet 119
- Column Base 119

Upper Storage

- Vertical Storage Unit — 1H Open 120
- Vertical Storage Unit — 2H Open 122
- Vertical Storage Unit — 1H Hinged Doors 124
- Vertical Storage Unit — 2H Hinged Doors 126
- Vertical Storage Unit — 1H Sliding Door 128
- Vertical Storage Unit — 2H Sliding Door 130
- Vertical Storage Unit — 1H Glass Hinged Doors 132
- Vertical Storage Unit — 2H Glass Hinged Doors 134
- Vertical Storage Unit — 1H Glass Sliding Door 136
- Vertical Storage Unit — 2H Glass Sliding Door 138
- Vertical Storage Unit — Tackboard — Fabric 140
- Vertical Storage Unit — Tackboard — Fabric and Slat Rail 140
- Stack-On Bookcase 141
- Stack-On Storage Cabinet — Hinged Doors 143
- Stack-On Storage Cabinet — Glass Doors 145
- Overhead Storage Unit — 1H Open 147
- Overhead Storage Unit — 2H Open 149
- Overhead Storage Unit — 1H Hinged Doors 151
- Overhead Storage Unit — 1.5H Hinged Doors 153
- Overhead Storage Unit — 2H Hinged Doors 155
- Overhead Storage Unit — 1H Sliding Door 157
- Overhead Storage Unit — 1.5H Sliding Door 159
- Overhead Storage Unit — 2H Sliding Door 161
- Overhead Storage Unit — 1H Glass Hinged Doors 163
- Overhead Storage Unit — 1.5H Glass Hinged Doors 165
- Overhead Storage Unit — 2H Glass Hinged Doors 167
- Overhead Storage Unit — 1H Glass Sliding Door 169
- Overhead Storage Unit — 1.5H Glass Sliding Door 171
- Overhead Storage Unit — 2H Glass Sliding Door 173
- Wall Mount Tackboard — For Overhead Storage Units — Fabric 175
- Wall Mount Tackboard — For Overhead Storage Units — Fabric and Slat Rail 176
- Overhead Storage Unit — Mounting Bracket to Enclose 177
- Wall Mount Open Sided Shelf 178
- Wall Mount L Shelf 185
- Wall Mount Floating Metal Shelf 188
- Wall Mount Tile Kit 189
- Wall Mount Frameless Glass Tile 192
- Stretch and Pull Information 194
- Tackboard Size Chart — For Use with Standard Wall Mount Storage Components 195
- Wall Mount Spacers 197
- Wall Mount Vertical Filler Trim 198

Storage

- Storage Unit — 3H Freestanding Open 199
- Storage Unit — 3H Freestanding with Hinged Doors 200
- Lateral File — 3H and 4H Freestanding 201
- Lateral File — 5H and 6H Freestanding 203
- Lateral File — 5H and 6H Combination Unit 205
- Wardrobe — 5H and 6H Open Unit 207
- Wardrobe — 5H and 6H Closed Storage Unit 209
- Personal Storage Tower — 5H and 6H F/F/F Pedestal and Valet 211
- Personal Storage Tower — 5H and 6H F/F/F Pedestal and Valet 213
- Storage Tower — 5H and 6H 215
- Wardrobe — 5H and 6H 217
- Wardrobe — Fixed Boot Shelf 219
- Bookcase 220

Reception Stations

- L-Shaped 222
- U-Shaped 223

Table

- Round 224

Resources

Surface Materials

- Wood Finish/Color Legend 226
- Finish Color Legend 227
- Fabrics/Color Legend 228

COM Yardage Requirements

- Masters Series Tackboard Fabric Usage 229

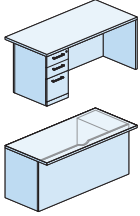
Index 231-239

Lifetime Product Warranty 240

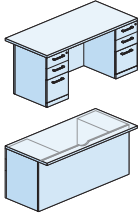
Statement of Line

Desks

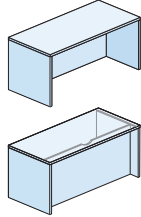
Pages 16-25



Single Pedestal Desk with Full Overlay



Double Pedestal Desk with Full Overlay Modesty



Desk Shell

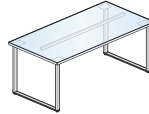
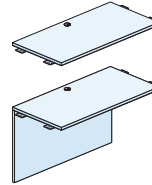
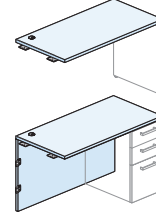


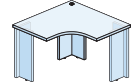
Table Desk Hoop Leg



Bridge



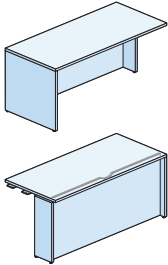
Return Top



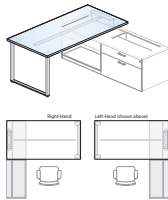
Corner Shell

Convergent Worktops

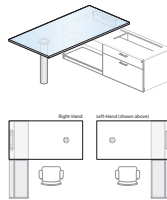
Pages 26-48



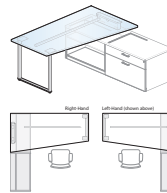
Convergent T-Worktop



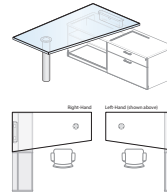
Convergent Worktop with Hoop Leg - Rectangular



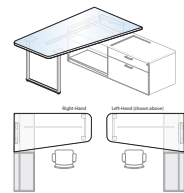
Convergent Worktop with Column Leg - Rectangular



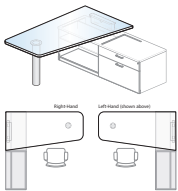
Convergent Worktop with Hoop Leg - Wedge



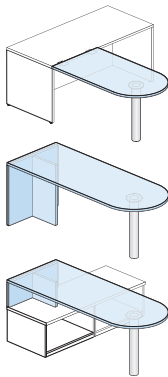
Convergent Worktop with Column Leg - Wedge



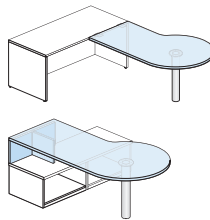
Convergent Worktop with Hoop Leg - Wedge Radius



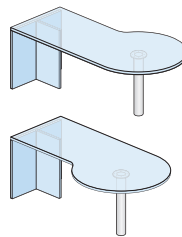
Convergent Worktop with Column Leg - Wedge Radius



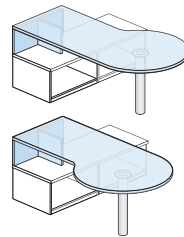
Convergent Worktop with Column Leg - D-Worktop



Convergent Worktop with Column Leg - P-Worktop



Convergent Worktop with Column Leg - P-Worktop

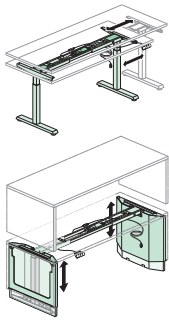


Convergent Worktop with Column Leg - P-Worktop

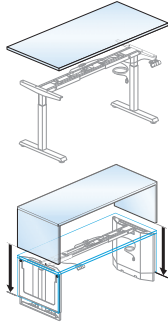
Statement of Line

Height Adjustable Table Desks

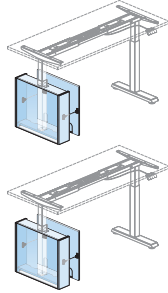
Pages 51-54



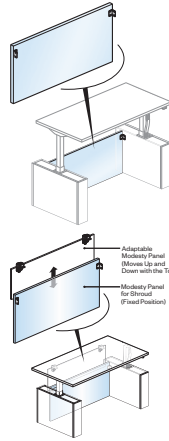
Height Adjustable Table Desk Base - Freestanding



Height Adjustable Table Desk Top - Rectangular



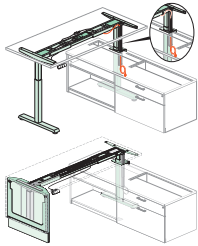
Shroud - For use with Height Adjustable T-Leg - Table Desk Construction



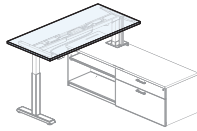
Modesty Panel - For use with wood Shrouds

Height Adjustable Convergent Desks

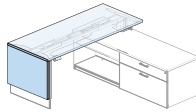
Pages 55-60



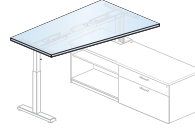
Height Adjustable Table Desk Base - Convergent



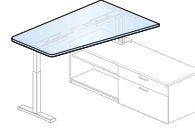
Height Adjustable Convergent Top - Rectangular Top for use with T-Leg Base



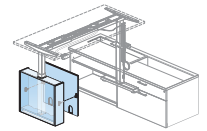
Height Adjustable Convergent Top - Rectangular Top with Waterfall Panel for use with Telescoping Metal Shroud



Height Adjustable Convergent Top - Wedge Top for use with T-Leg Base



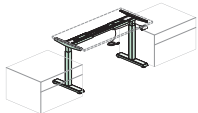
Height Adjustable Convergent Top - Wedge Radius Top for use with T-Leg Base



Shroud - For use with Height Adjustable T-Leg - Convergent Construction

Height Adjustable Credenza Desks

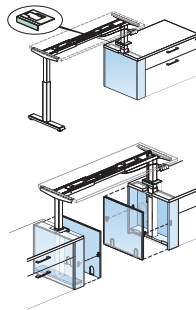
Pages 61-64



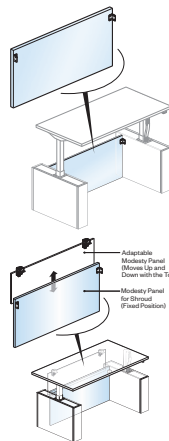
Height Adjustable Table Desk Base - Credenza



Height Adjustable Credenza Desk Top - Rectangular Top Only



Shroud - For use with Height Adjustable T-Leg - Credenza Desk Construction

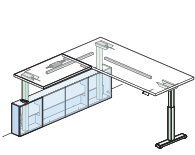


Modesty Panel - For use with wood Shrouds

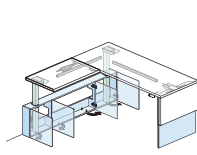
Statement of Line

Wall Mounted Height Adjustable Desks

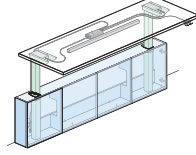
Pages 65-75



Wall Mounted Height Adjustable Table - L Shape T-Leg




Wall Mounted Height Adjustable Table - L Shape Telescoping Metal Leg



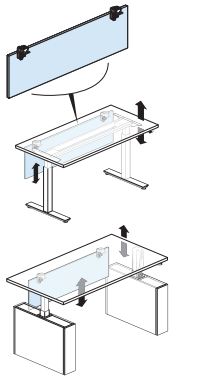
Wall Mounted Height Adjustable Credenza Desk - Rectangular

Accessories for Tables

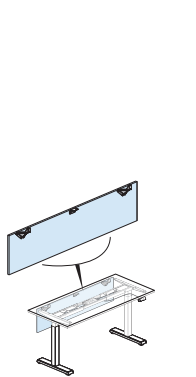
Pages 76-83



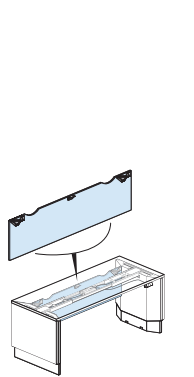
Architectural Wall Mount Bracket



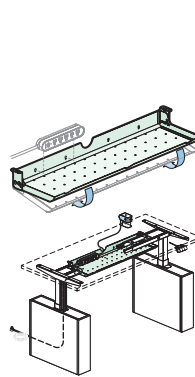
Modular Components Adaptable - Hinged Modesty Panel



Fixed Adaptable Modesty



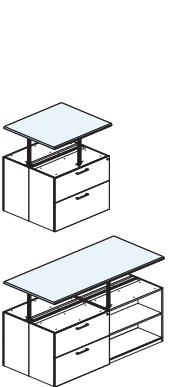
Modesty - For use with Telescoping Shroud Desk



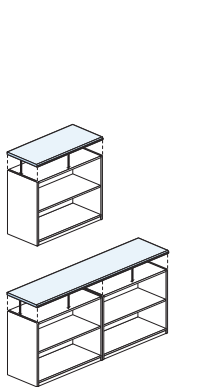
Cable Management - Shallow Hinged Cable Management Tray - Metal

Modular Worktops and Supports

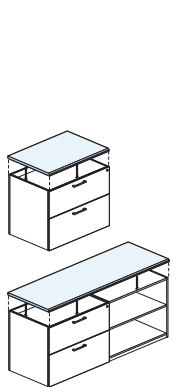
Pages 84-95



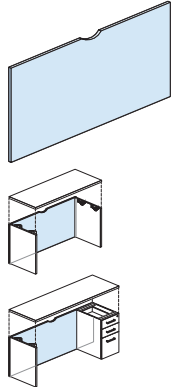
Storage Top



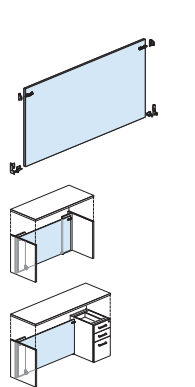
Bookcase Top



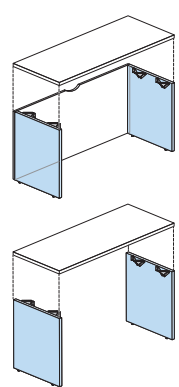
Credenza Top



Full-Overlay Modesty Panel



Hinged Modesty Panel

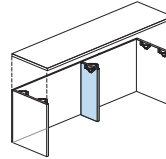
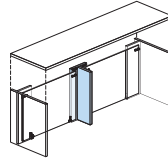
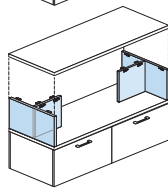
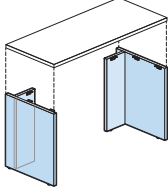
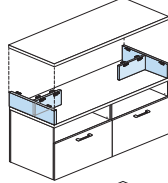
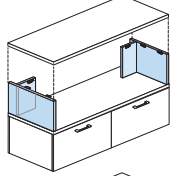
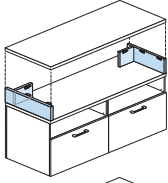


2H End Panel

Statement of Line

Modular Worktops and Supports (cont'd)

Pages 84-95



L-Support Panel

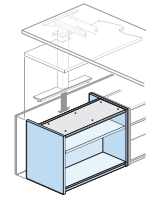
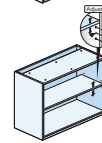
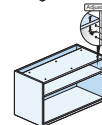
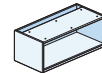
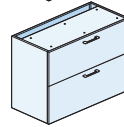
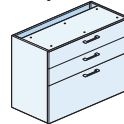
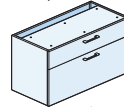
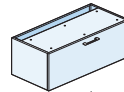
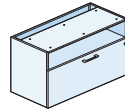
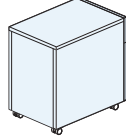
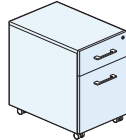
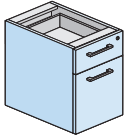
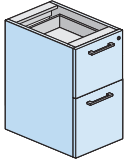
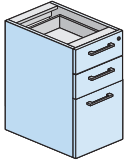
T-Support Panel

2H T-Support Panel - Partial

2H Mid-Support Panel

Modular Lower Storage

Pages 96-114



Attached Pedestals

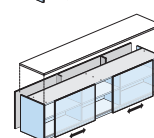
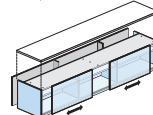
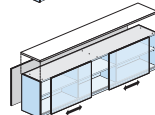
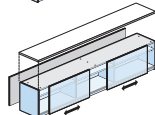
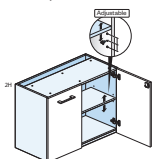
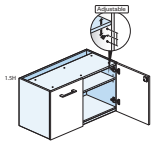
Mobile Pedestals

Attached Lateral File with Open Shelf

Attached Lateral Files

Attached Storage Units

1.5H Attached Storage for use with Convergent Worktop Open Unit



1.5 or 2H Doors Storage Unit

1.5H Attached Sliding Door - 18" Depth Storage Unit

2H Attached Sliding Door - 18" Depth Storage Unit

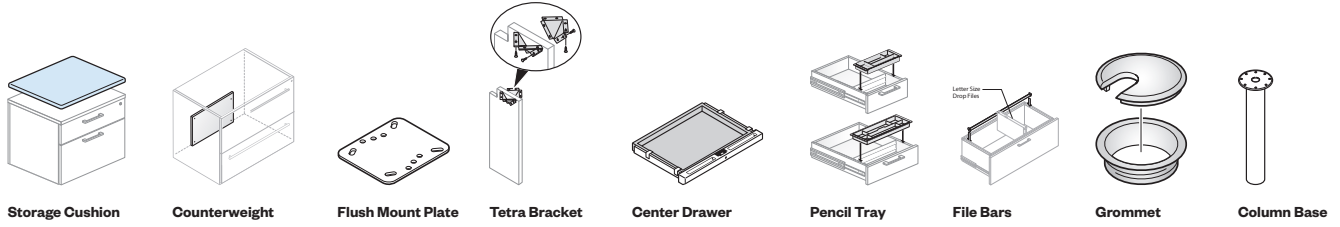
1.5H Attached Sliding Door - 23" Depth Storage Unit

2H Attached Sliding Door - 23" Depth Storage Unit

Statement of Line

Accessories for Modular Worktops and Lower Storage

Pages 116-119



Storage Cushion

Counterweight

Flush Mount Plate

Tetra Bracket

Center Drawer

Pencil Tray

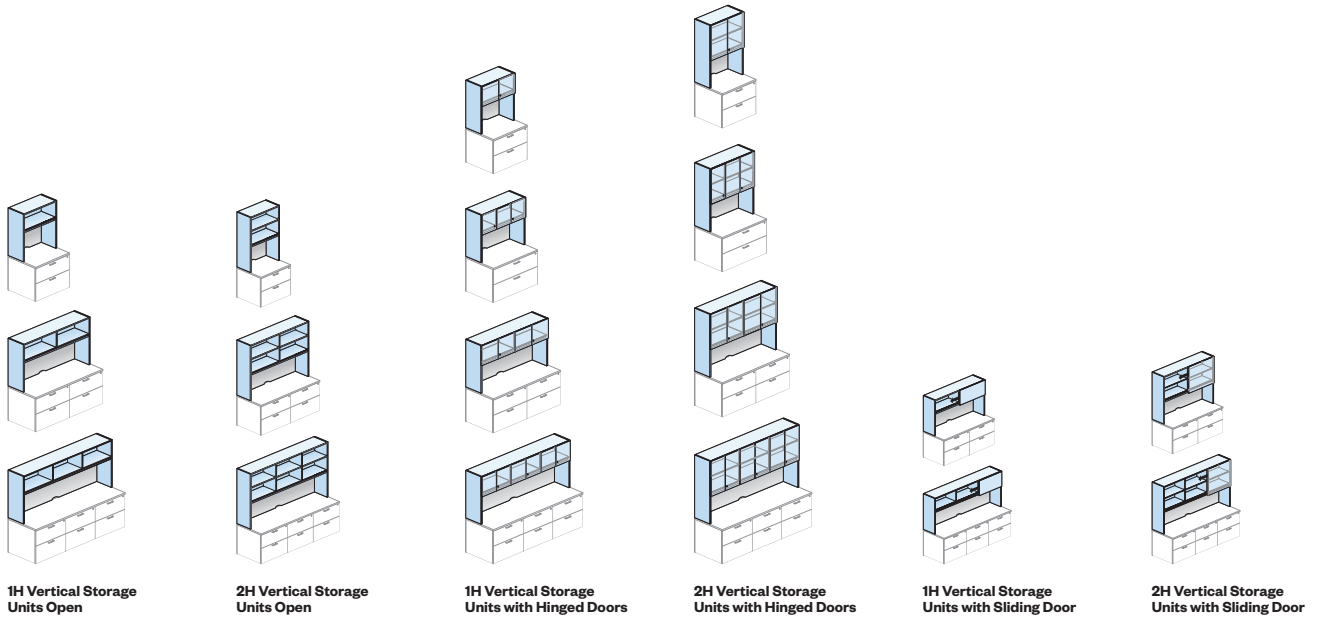
File Bars

Grommet

Column Base

Upper Storage

Pages 120-198



1H Vertical Storage Units Open

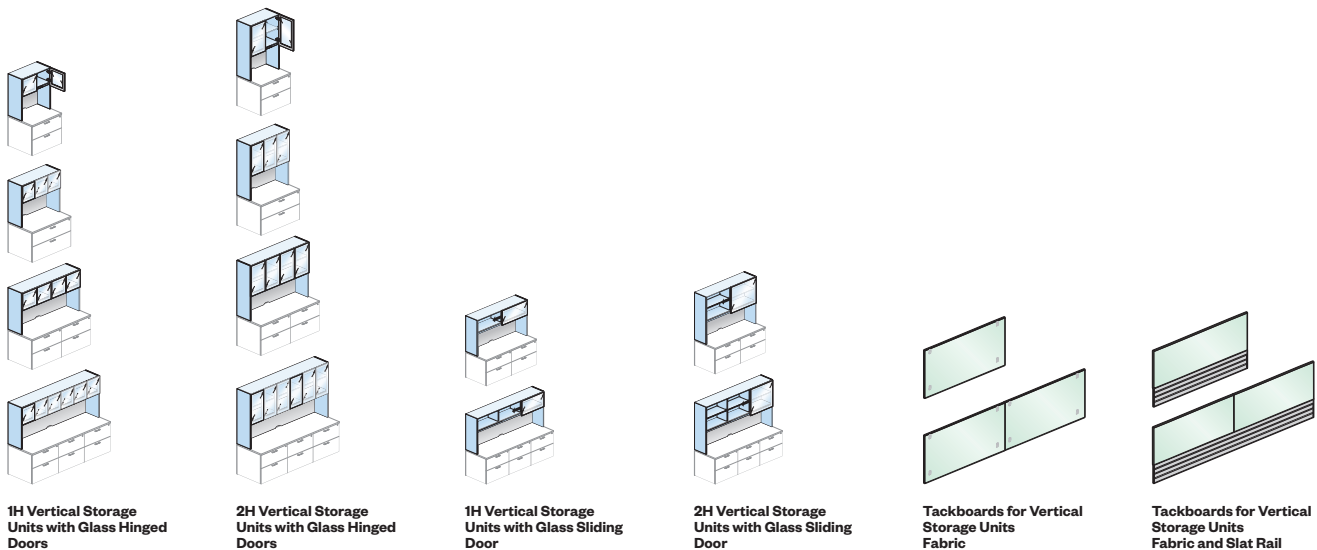
2H Vertical Storage Units Open

1H Vertical Storage Units with Hinged Doors

2H Vertical Storage Units with Hinged Doors

1H Vertical Storage Units with Sliding Door

2H Vertical Storage Units with Sliding Door



1H Vertical Storage Units with Glass Hinged Doors

2H Vertical Storage Units with Glass Hinged Doors

1H Vertical Storage Units with Glass Sliding Door

2H Vertical Storage Units with Glass Sliding Door

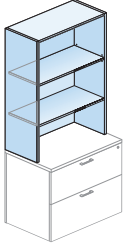
Tackboards for Vertical Storage Units Fabric

Tackboards for Vertical Storage Units Fabric and Slat Rail

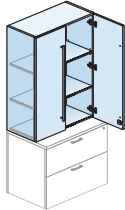
Statement of Line

Upper Storage (cont'd)

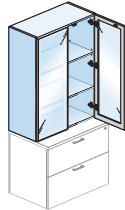
Pages 120-198



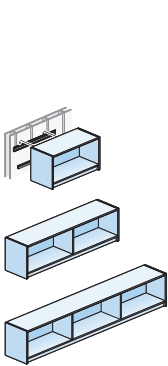
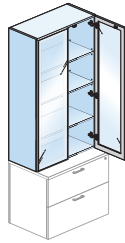
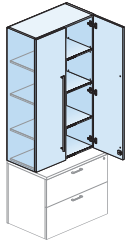
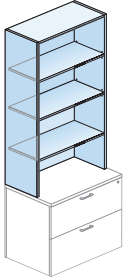
Stack-On Bookcases



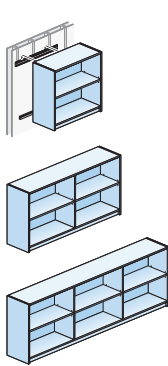
Stack-On Storage Cabinets with Hinged Doors



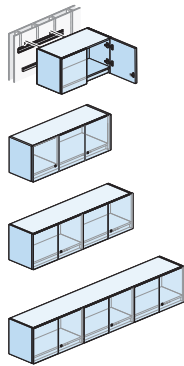
Stack-On Storage Cabinets with Glass Doors



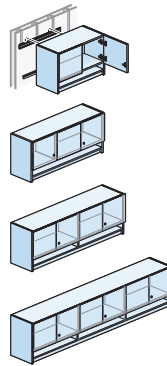
1H Overhead Storage Units Open



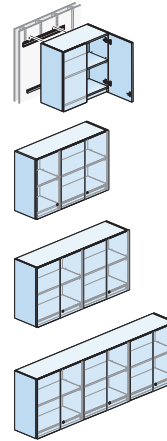
2H Overhead Storage Units Open



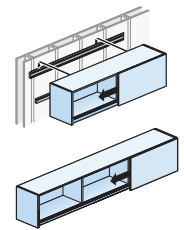
1H Overhead Storage Units with Hinged Doors



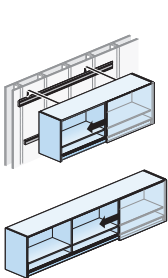
1.5H Overhead Storage Units with Hinged Doors



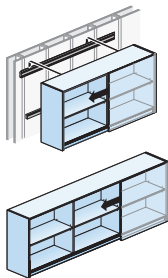
2H Overhead Storage Units with Hinged Doors



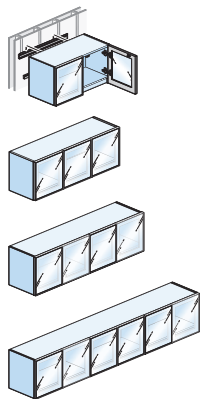
1H Overhead Storage Units with Sliding Door



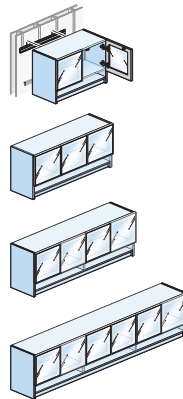
1.5H Overhead Storage Units with Sliding Door



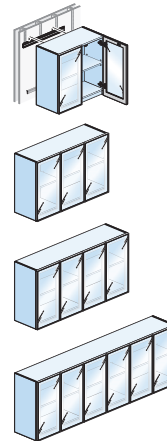
2H Overhead Storage Units with Sliding Door



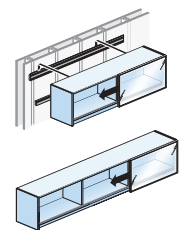
1H Overhead Storage Units with Glass Hinged Doors



1.5H Overhead Storage Units with Glass Hinged Doors



2H Overhead Storage Units with Glass Hinged Doors

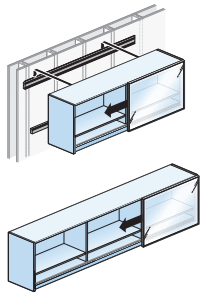


1H Overhead Storage Units with Glass Sliding Door

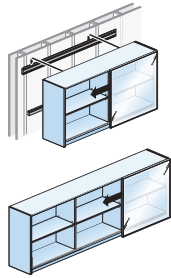
Statement of Line

Upper Storage (cont'd)

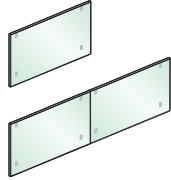
Pages 120-198



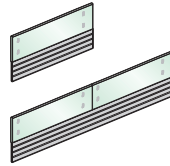
1.5H Overhead Storage Units with Glass Sliding Door



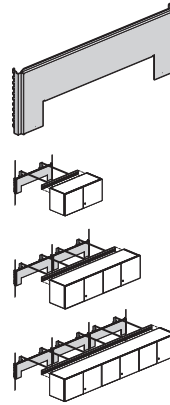
2H Overhead Storage Units with Glass Sliding Door



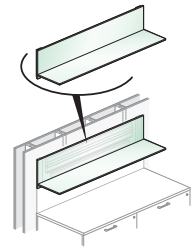
Wall Mount Tackboards for Overhead Storage Units Fabric



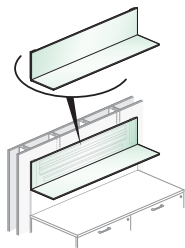
Wall Mount Tackboards for Overhead Storage Units Fabric and Slat Rail



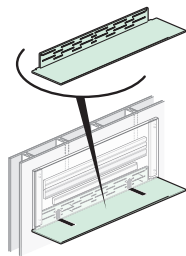
Overhead Storage Unit Mounting Bracket to Enclose



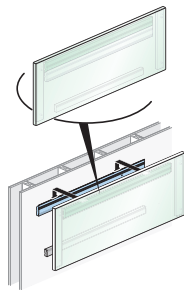
Wall Mount Open Sided Shelf



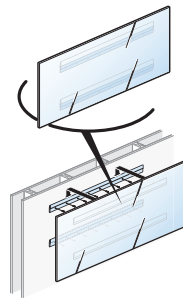
Wall Mount L Shelf



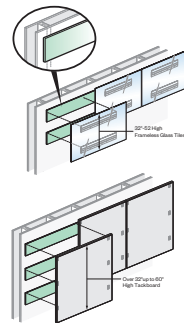
Wall Mount Floating Metal Shelves



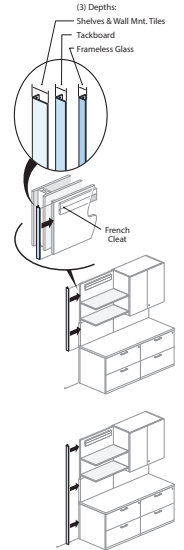
Wall Mount Tile Kit



Wall Mount Frameless Glass Tile



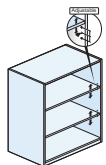
Wall Mount Spacers



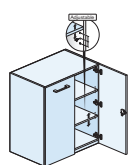
Wall Mount Vertical Filler Trim

Storage

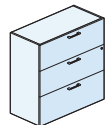
Pages 199-220



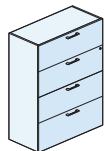
3H Freestanding Open Storage Unit



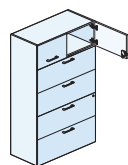
3H Freestanding Storage Unit with Hinged Doors



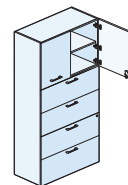
3H Freestanding Lateral File



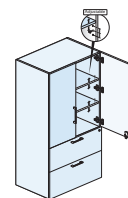
4H Freestanding Lateral File



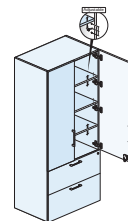
5H Freestanding Lateral File



6H Freestanding Lateral File



5H Combination Units with Lateral File

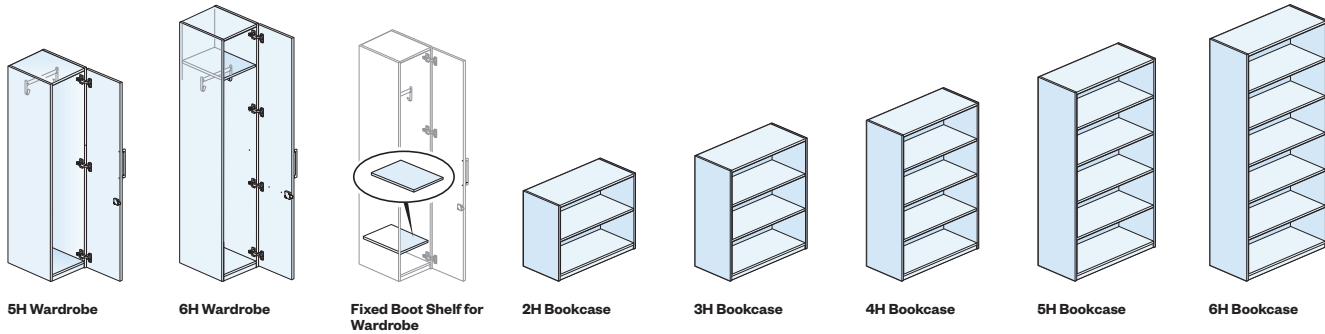
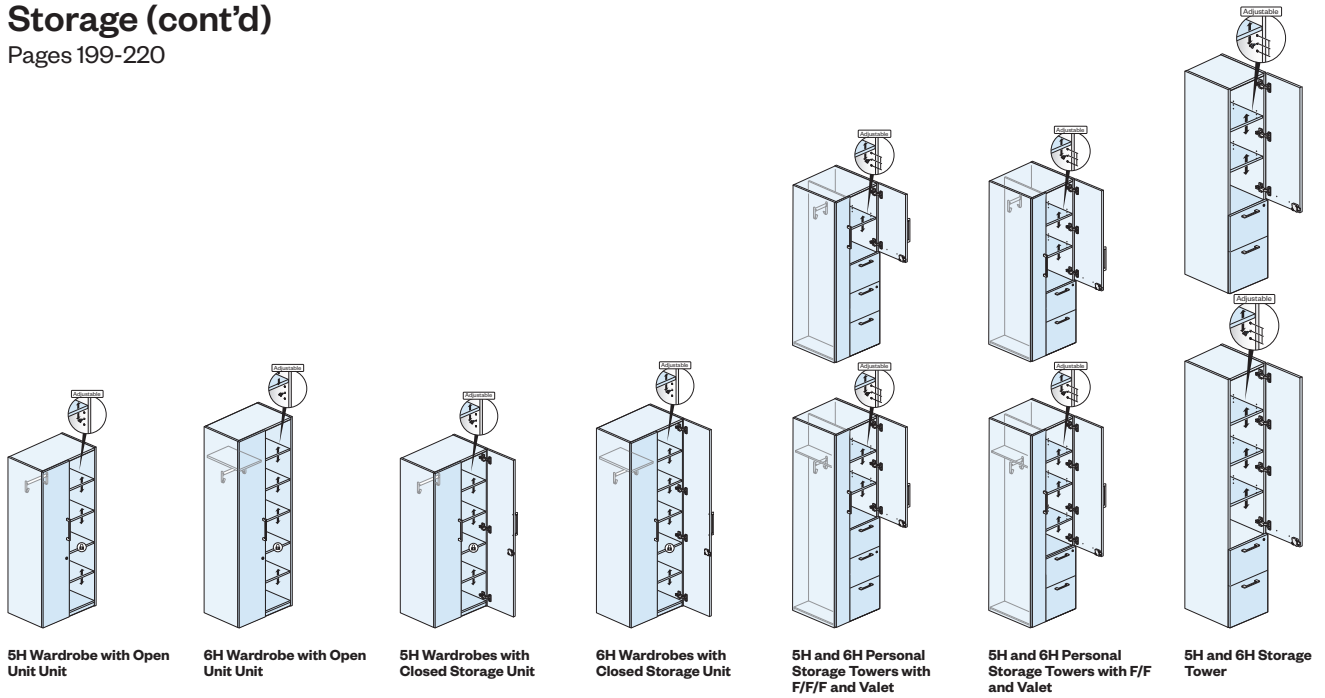


6H Combination Units with Lateral File

Statement of Line

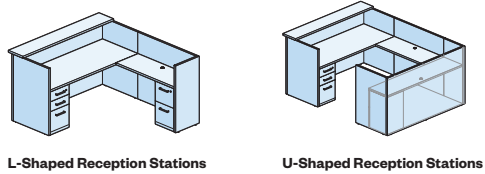
Storage (cont'd)

Pages 199-220



Reception Stations

Pages 222-223



Table

Page 224

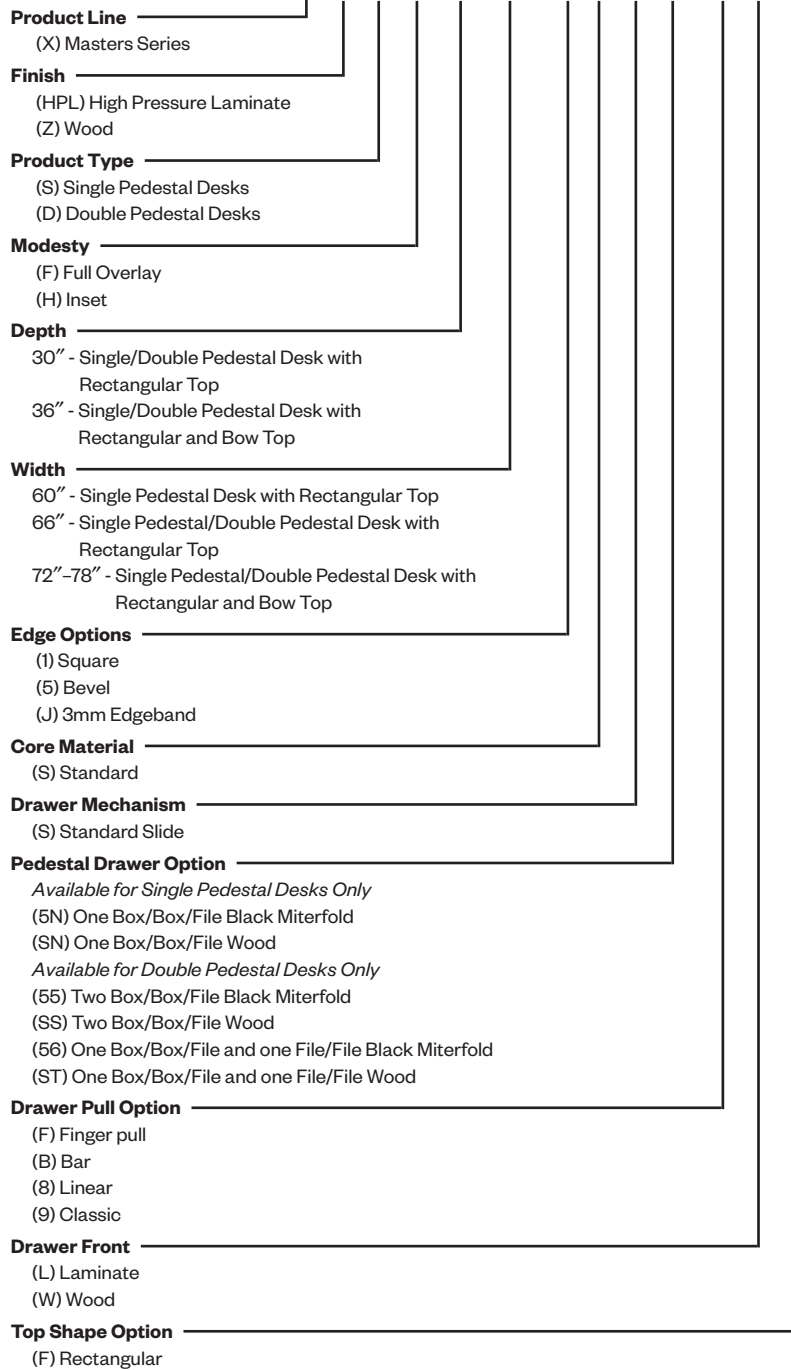


Round

Masters Series

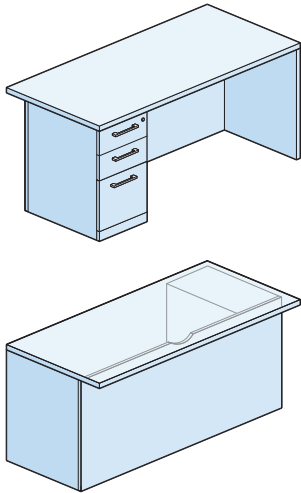
Catalog Logic

X Z S F - 30 60 - 1 S S 5N F W F



Single Pedestal Desk

Full Overlay Modesty



XLSF-LF
XZSF-WF
Class RA

Features

- Includes worksurface, case and one pedestal.
- 1.18" (30mm) thick high-pressure laminate (HPL) worksurface with 3mm edgeband applied to user and visitor edges only. Ends capped with 1mm thick edgeband. All other components finished in laminate with 1mm thick edgeband.
- 1.18" (30mm) thick Wood worksurface with a choice of profiled edge (Square or Bevel) applied to user and visitor edges. Double-cut veneers available with Square 3mm Radius edge only.
- Full-overlay modesty panel recessed 6" (152mm) for visitor side overhang.
- Unfinished clearcoat wireway scallop in top center of modesty panel.
- Letter width 15.5" (394mm) pedestal.
- Box drawer with one black drawer divider per drawer and one black pencil tray per pedestal.
- File drawer with an integrated file hanging system.
- Drawer pull options:
 - Bar pulls available in powdercoat finishes.
 - Linear pulls available in both powdercoat and satin nickel finish. Satin nickel will need to be specified.
 - Classic pulls are available in brushed nickel finish only. Finish code not required.
 - Finger pull option, available with Walnut double cut and Wood Group B finishes, indicates a drawer with a touch latch.
- Box and file drawers have full extension slides.
- One lock standard per pedestal.
- Lock plug is available in black or chrome.
- For lock options, refer to Lock Program section of the Accessories Price List.
- Glides provide 2" (51mm) adjustment range.
- Desk shell shipped unassembled, pedestals shipped assembled ready for field installation.

Specification Tips

- Non-handed design, allows pedestal location to be determined on site.
- Not for use with a Vertical Storage Unit.
- Accommodates separately specified center drawer.
- See Stack-on Application Rules for upper storage requirements.
- May be used as a freestanding/standalone desk or with separately specified attached modular components to design an L- or U-shaped application. See the Specification Guide for application guidelines.
- Separately specified grommets can be field installed in desk worksurface.

To Order, Specify:

1) Product number, including:

1 Edge Option:

Wood:

- 1** Square
- 5** Bevel (add **\$209.56*** list)

2 Pedestal Drawer Option:

- 5** Box/Box/File Black Miterfold
- S** Box/Box/File Wood (add **\$165.32** list)

3 Drawer Pull Option**:

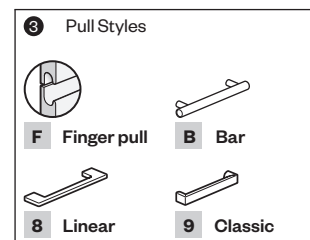
- F** Finger pull (wood only) (add **\$171.20** list)
- B** Bar (add **\$90.95** list)
- 8** Linear
- 9** Classic (add **\$32.10** list)

- 2) Finish code (laminate or wood).
- 3) Laminate edge trim for lower components (if laminate specified).
- 4) Laminate worksurface color (if laminate option specified).
- 5) Laminate edge trim for worksurface (if laminate option specified).
- 6) Trim color for painted pull (if specified).
- 7) Trim color for lock (required).

Note: Wood grained laminate worksurface finishes are applied with wood grain direction side-to-side only.

*Additional upcharge based on size. Use design and specification tools for pricing.

**Price per pull.



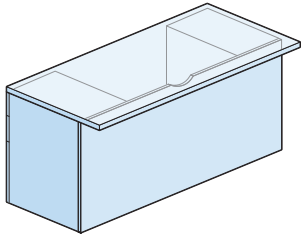
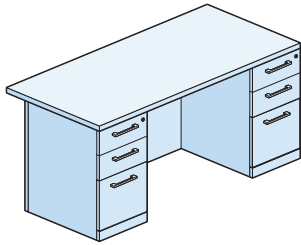
Single Pedestal Desk

Full Overlay Modesty

Height	Depth	Width	Number ① ② ③	HPL		Wood		
				A	B	A	B	
HPL								
29.125"(740mm)	30"(762mm)	60"(1524mm)	XLSF-3060-JSS █ N █ LF	\$ 2730.62	\$ 2795.62			
		66"(1676mm)	XLSF-3066-JSS █ N █ LF	2770.17	2838.27			
		72"(1829mm)	XLSF-3072-JSS █ N █ LF	2809.72	2880.92			
		78"(1981mm)	XLSF-3078-JSS █ N █ LF	2849.27	2923.57			
36"(914mm)	66"(1676mm)	66"(1676mm)	XLSF-3666-JSS █ N █ LF	\$ 2857.18	\$ 2932.10			
		72"(1829mm)	XLSF-3672-JSS █ N █ LF	2904.64	2983.28			
		78"(1981mm)	XLSF-3678-JSS █ N █ LF	2952.10	3034.46			
Wood								
29.125"(740mm)	30"(762mm)	60"(1524mm)	XZSF-3060- █ SS █ N █ WF			\$ 4261.70	\$ 4695.32	
		66"(1676mm)	XZSF-3066- █ SS █ N █ WF			4341.50	4783.12	
		72"(1829mm)	XZSF-3072- █ SS █ N █ WF			4421.30	4870.92	
		78"(1981mm)	XZSF-3078- █ SS █ N █ WF			4501.10	4958.72	
36"(914mm)	66"(1676mm)	66"(1676mm)	XZSF-3666- █ SS █ N █ WF			\$ 4517.06	\$ 4976.28	
		72"(1829mm)	XZSF-3672- █ SS █ N █ WF			4612.82	5081.64	
		78"(1981mm)	XZSF-3678- █ SS █ N █ WF			4708.58	5187.00	

Double Pedestal Desk

Full Overlay Modesty



XLDF-LF
XZDF-WF
Class RA

Features

- Includes worksurface, case and two pedestals.
- 1.18" (30mm) thick high-pressure laminate (HPL) worksurface with 3mm edgeband applied to user and visitor edges only. Ends capped with 1mm thick edgeband. All other components finished in laminate with 1mm thick edgeband.
- 1.1875" (30mm) thick Wood worksurface with a choice of profiled edge (Square or Bevel) applied to user and visitor edges. Double-cut veneers available with Square 3mm Radius edge only.
- Full-overlay modesty panel recessed 6" (152mm) for visitor side overhang.
- Unfinished clearcoat wireway scallop in top center of modesty panel.
- Choice of two Box/Box/File pedestals or one Box/Box/File and one File/File pedestal.
- Letter width 15.5" (394mm) pedestals.
- Box drawer with one black drawer divider per drawer and one black pencil tray per pedestal.
- File drawer with an integrated file hanging system.
- Drawer pull options:
 - Bar pulls available in powdercoat finish.
 - Linear pulls available in both powdercoat and satin nickel finish. Satin nickel will need to be specified.
 - Classic pulls are available in brushed nickel finish only. Finish code not required.
 - Finger pull option, available with Walnut double cut and Wood Group B finishes, indicates a drawer with a touch latch.
- Box and file drawers have full extension slides.
- One lock standard per pedestal; each pedestal locks separately.
- Common keys within each desk.
- Lock plug is available in black or chrome.
- For lock options, refer to Lock Program section of the Accessories Price List.
- Glides provide 2" (51mm) adjustment range.
- Desk shell shipped unassembled, pedestals shipped assembled ready for field installation.

Specification Tips

- Non-handed design, allows pedestal location to be determined on site.
- Accommodates separately specified center drawer.
- For use as a freestanding/standalone desk; not for use with attached modular components.
- Not intended to be used with stack-on storage.
- Separately specified grommets can be field installed in desk worksurface.

To Order, Specify:

1) Product number, including:

1 Edge Option:

Wood:

- 1** Square
- 5** Bevel (add **\$281.09*** list)

2 Pedestal Drawer Option:

- 55** Two Box/Box/File Black Miterfold
- SS** Two Box/Box/File Wood (add **\$330.64** list)
- 56** One Box/Box/File and One File/File Black Miterfold
- ST** One Box/Box/File and One File/File Wood (add **\$343.91** list)

3 Drawer Pull Option**:

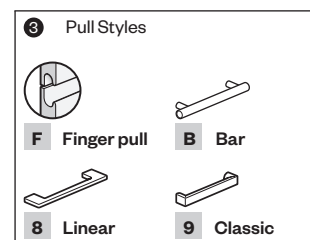
- F** Finger pull (wood only) (add **\$171.20** list)
- B** Bar (add **\$90.95** list)
- 8** Linear
- 9** Classic (add **\$32.10** list)

- 2) Finish code (laminate or wood).
- 3) Laminate edge trim for lower components (if laminate specified).
- 4) Laminate worksurface color (if laminate option specified).
- 5) Laminate edge trim for worksurface (if laminate option specified).
- 6) Trim color for painted pull (if specified).
- 7) Trim color for lock (required).

Note: Wood grained laminate worksurface finishes are applied with wood grain direction side-to-side only.

*Additional upcharge based on size. Use design and specification tools for pricing.

**Price per pull.

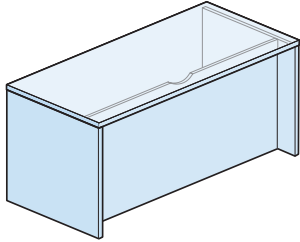
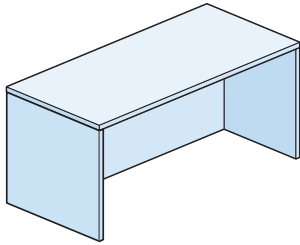


Double Pedestal Desk

Full Overlay Modesty

Height	Depth	Width	Number ① ② ③	HPL		Wood	
				A	B	A	B
HPL							
29.125"(740mm)	30"(762mm)	66"(1676mm)	XLDF-3066-JSS █ █ LF	\$ 3735.12	\$ 3787.33		
		72"(1829mm)	XLDF-3072-JSS █ █ LF	3803.92	3861.63		
		78"(1981mm)	XLDF-3078-JSS █ █ LF	3872.72	3935.93		
36"(914mm)	66"(1676mm)		XLDF-3666-JSS █ █ LF	\$3886.48	\$3950.79		
			XLDF-3672-JSS █ █ LF	3969.04	4039.95		
			XLDF-3678-JSS █ █ LF	4051.60	4129.11		
Wood							
29.125"(740mm)	30"(762mm)	66"(1676mm)	XZDF-3066- █ SS █ WF			\$ 6041.67	\$ 6723.34
		72"(1829mm)	XZDF-3072- █ SS █ WF			6136.12	6827.34
		78"(1981mm)	XZDF-3078- █ SS █ WF			6230.57	6931.34
36"(914mm)	66"(1676mm)		XZDF-3666- █ SS █ WF			\$6249.46	\$6952.14
			XZDF-3672- █ SS █ WF			6362.80	7076.94
			XZDF-3678- █ SS █ WF			6476.14	7201.74

Desk Shell



XLYH-SF
XZYH-SF
Class RA

Features

- Includes worksurface, case and attachment hardware.
- 1.18”(30mm) thick high-pressure laminate (HPL) worksurface with 3mm edgeband applied to user and visitor edges only. Ends capped with 1mm thick edgeband. All other components finished in laminate with 1mm thick edgeband.
- 1.18”(30mm) thick Wood worksurface with a choice of profiled edge (Square or Bevel) applied to user and visitor edges. Double-cut veneers available with Square 3mm Radius edge only.
- Full-overlay modesty panel recessed 6”(152mm) for visitor side overhang.
- Unfinished clearcoat wireway scallop in top center of modesty panel.
- Glides provide 2”(51mm) adjustment range.
- Shipped unassembled.

Specification Tips

- Accommodates separately specified box/box/file mobile pedestal without cushion.
- Not for use with a Vertical Storage Unit.
- Accommodates separately specified center drawer.
- See Stack-on Application Rules for upper storage requirements.
- May be used as a freestanding/standalone desk or with separately specified attached modular components to design an L- or U-shaped application. See the Specification Guide for application guidelines.
- Separately specified grommets can be field installed in desk worksurface.

To Order, Specify:

1) Product number, including:

1 Edge Option:

Wood:

1 Square

5 Bevel (add **\$265.35** list)

2) Finish code for lower components (laminate or wood).

3) Laminate edge trim for lower components (if laminate option specified).

4) Laminate worksurface color (if laminate option specified).

5) Laminate edge trim for worksurface (if laminate option specified).

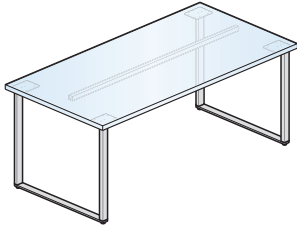
Note: Wood grained laminate worksurface finishes are applied with wood grain direction side-to-side only.

*Additional upcharge based on size. Use design and specification tools for pricing.

Height	Depth	Width	Number ①	HPL		Wood	
				A	B	A	B
HPL							
29.125”(740mm)	30”(762mm)	60”(1524mm)	XLYH-3060-JSNF	\$2429.99	\$2641.33		
		66”(1676mm)	XLYH-3066-JSNF	2517.44	2735.78		
		72”(1829mm)	XLYH-3072-JSNF	2604.89	2830.23		
	36”(914mm)	66”(1676mm)	XLYH-3666-JSNF	\$2709.83	\$2943.57		
		72”(1829mm)	XLYH-3672-JSNF	2814.77	3056.91		
Wood							
29.125”(740mm)	30”(762mm)	60”(1524mm)	XZYH-3060-SSF			\$3710.78	\$4137.70
		66”(1676mm)	XZYH-3066-SSF			3875.88	4319.35
		72”(1829mm)	XZYH-3072-SSF			4040.98	4501.00
	36”(914mm)	66”(1676mm)	XZYH-3666-SSF			\$4239.10	\$4718.98
		72”(1829mm)	XZYH-3672-SSF			4437.22	4936.96

Table Desk

Hoop Leg



XLAR-3072
XZAR-3072
Class RA

Features

- Includes 1.18" (30mm) thick top, two hoop legs and attachment hardware.
- Reinforcement Bar added to 66" (1676mm), 72" (1829mm), 78" (1981mm) and 84" (2134mm) worktops with hoop leg.
- High-Pressure Laminate (HPL) worksurface with 3mm Edgeband or 3mm Knife edge applied to user and visitor edges only. Ends capped with 1mm thick edgeband.
- Wood worksurface with a choice of profiled edge (Square, Bevel or Knife) applied to user and visitor edges. Double-cut wood worksurface available with Square edge or Knife edge.
- Glides have .5" (13mm) height adjustment and are standard in black.
- Ships unassembled.

Specification Tips

- For use as a freestanding/standalone desk; not for use with attached modular components.
- Edge profile requirements when attaching Table Desk with Hoop Leg to:
 - Wood Bridge: Square or Bevel permitted; Knife edge not allowed.
 - Laminate Bridge or Credenza Worktop: Edgeband permitted; Knife edge not allowed.
- May be used with a separately specified:
 - Adaptable Modesty Panel (fixed or hinged)

Electrical:

- For use with separately specified electrical components:
 - (Note: Options shown below require field in the top. Ensure placement provides adequate clearance for table understructure. Ensure placement provides adequate clearance for table understructure.)
 - Flush Mounted Power Module
 - Enhanced Power Module Corded or Hardwire with mounting bracket
 - Flip Top Unit Corded or Hardwire
 - Bezel Utility Module
 - Belong Power Suite
 - Shallow Hinged Wire Management Tray

To Order, Specify:

1) Product number, including:

1 Surface Option:

- L** Laminate
- Z** Wood

2 Edge Option:

- Laminate:
- J** Edgeband
 - F** Knife

Wood:

- 1** Square
- 5** Bevel
- U** Knife

3 Grain Direction

- Laminate:
- N** No Grain Direction

Wood:

- F** Font-to-back
- S** Side-to-side

2) Laminate surface color or wood finish color.

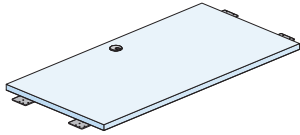
3) Edge trim color (laminate only).

4) Base trim color.

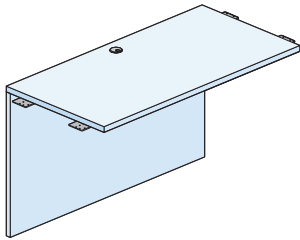
Note: \$63.58 upcharge (list) for Metallic and accent trim colors.

Depth	Width	Number			HPL A		HPL B		Wood A Edge		Wood B Edge		
		1	2	3	J	F	J	F	1	U	1	5	U
30"(762mm)	60"(1524mm)	X	AR-3060-	SNHB	\$2058.36	\$2939.52	\$2094.90	\$2976.06	\$2974.07	\$3542.16	\$3190.57	\$4471.57	\$3758.66
	66"(1676mm)	X	AR-3066-	SNHB	2090.90	2982.18	2131.09	3022.37	3024.98	3601.88	3263.14	4666.38	3840.04
	72"(1829mm)	X	AR-3072-	SNHB	2123.44	3024.84	2167.29	3068.69	3075.91	3661.62	3335.72	4861.21	3921.43
36"(914mm)	60"(1524mm)	X	AR-3660-	SNHB	\$2121.60	\$3023.00	\$2165.45	\$3066.85	\$3075.91	\$3661.62	\$3335.72	\$4616.72	\$3921.43
	66"(1676mm)	X	AR-3666-	SNHB	2160.30	3073.84	2208.53	3122.07	3137.02	3733.30	3422.81	4826.05	4019.09
	72"(1829mm)	X	AR-3672-	SNHB	2198.97	3124.65	2251.59	3177.27	3198.13	3804.97	3509.90	5035.39	4116.74
	78"(1981mm)	X	AR-3678-	SNHB	2237.66	3175.47	2294.66	3232.47	3259.25	3876.66	3597.00	5244.73	4214.41
42"(1067mm)	84"(2134mm)	X	AR-3684-	SNHB	2276.36	3226.31	2337.74	2337.74	3320.36	3948.34	3684.09	5454.07	4312.07
	72"(1829mm)	X	AR-4272-	SNHB	\$2274.52	\$3224.47	\$2335.90	\$3285.85	\$3320.36	\$3948.34	\$3684.09	\$5209.58	\$4312.07
	78"(1981mm)	X	AR-4278-	SNHB	2319.33	3283.44	2385.83	3349.94	3391.65	4031.98	3785.69	5433.42	4426.02
	84"(2134mm)	X	AR-4284-	SNHB	2364.15	3342.43	2435.77	3414.05	3462.94	4115.60	3887.29	5657.27	4539.95

Bridge



XLBF-NS
XZBF-NS



XLBF-FS
XZBF-FS
Class RA

Features

- Includes 1.18" (30mm) worksurface, optional modesty panel and attachment hardware.
- High-Pressure Laminate (HPL) worksurface with 3mm edgeband applied to user edge only; connection edges are unfinished.
- Wood worksurface with a choice of profiled edge (Square or Bevel) applied to user edges.
- Double-cut veneers available with Square 3mm Radius edge only.
- Wood worksurfaces available with choice of grain direction; side-to-side (standard) or front-to-back.
- Both attachment edges of wood veneer worksurfaces with Bevel profiled edges are coped.
- Optional 2" (51mm) grommet centered in back of worksurface.
- Grommet available with option of black or satin finish.
- Shipped unassembled.

Specification Tips

- Specified for use between single pedestal desks, desk shells and configured credenza units using modular components to create a "U-shaped" office configuration.
- Bridges with profiled edges not for use with corner units.
- See Corner Unit Application in Specification Guide.

To Order, Specify:

1) Product number, including:

1 Edge Option:

Wood:

- 1 Square
- 5 Bevel (add \$114.69 list)

2 Grommet Option:

- Y Grommet (add \$200.74 list)
- N No Grommet

3 Grain Direction (wood only):

- F Front-to-back
- S Side-to-side

2) Finish code for modesty (if specified).

3) Laminate edge trim for modesty (if laminate option specified).

4) Finish code for bridge (laminate or wood).

5) Edge trim for bridge (if laminate option specified).

6) Trim color for grommet (if specified).

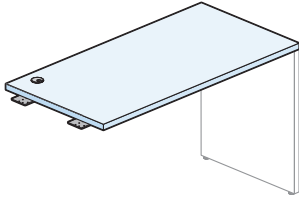
Note: Wood grained laminate worksurface finishes are applied with wood grain direction side-to-side only.

Height	Depth	Width	Number 1 2 3	HPL	
				A	B
HPL — No Modesty					
29.125" (740mm)	19" (483mm)	36" (914mm)	XLBF-1936- S N	\$ 365.90	\$ 394.60
		42" (1067mm)	XLBF-1942- S N	400.10	429.94
		48" (1219mm)	XLBF-1948- S N	434.30	465.28
		54" (1372mm)	XLBF-1954- S N	468.50	500.62
		60" (1524mm)	XLBF-1960- S N	502.70	535.96
	24" (610mm)	36" (914mm)	XLBF-2436- S N	\$ 419.90	\$ 450.40
		42" (1067mm)	XLBF-2442- S N	463.10	495.04
		48" (1219mm)	XLBF-2448- S N	506.30	539.68
		54" (1372mm)	XLBF-2454- S N	549.50	584.32
		60" (1524mm)	XLBF-2460- S N	592.70	628.96
HPL — Full Modesty					
29.125" (740mm)	19" (483mm)	36" (914mm)	XLBF-1936- S F	\$1044.17	\$ 1103.60
		42" (1067mm)	XLBF-1942- S F	1078.37	1138.94
		48" (1219mm)	XLBF-1948- S F	1112.57	1174.28
		54" (1372mm)	XLBF-1954- S F	1146.77	1209.62
		60" (1524mm)	XLBF-1960- S F	1180.97	1244.96
	24" (610mm)	36" (914mm)	XLBF-2436- S F	\$1098.17	\$ 1159.40
		42" (1067mm)	XLBF-2442- S F	1141.37	1204.04
		48" (1219mm)	XLBF-2448- S F	1184.57	1248.68
		54" (1372mm)	XLBF-2454- S F	1227.77	1293.32
		60" (1524mm)	XLBF-2460- S F	1270.97	1337.96

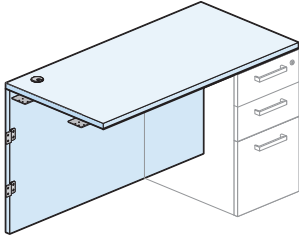
Bridge

Height	Depth	Width	Number ① ② ③	Wood	
				A	B
Wood — No Modesty					
29.125"(740mm)	19"(483mm)	36"(914mm)	XZBF-1936- S N	\$ 987.40	\$ 1087.91
		42"(1067mm)	XZBF-1942- S N	1074.04	1181.39
		48"(1219mm)	XZBF-1948- S N	1160.68	1274.87
		54"(1372mm)	XZBF-1954- S N	1247.32	1368.35
		60"(1524mm)	XZBF-1960- S N	1333.96	1461.83
	24"(610mm)	36"(914mm)	XZBF-2436- S N	\$ 1124.20	\$ 1235.51
		42"(1067mm)	XZBF-2442- S N	1233.64	1353.59
		48"(1219mm)	XZBF-2448- S N	1343.08	1471.67
		54"(1372mm)	XZBF-2454- S N	1452.52	1589.75
		60"(1524mm)	XZBF-2460- S N	1561.96	1707.83
Wood — Full Modesty					
29.125"(740mm)	19"(483mm)	36"(914mm)	XZBF-1936- S F	\$ 1749.52	\$ 1926.27
		42"(1067mm)	XZBF-1942- S F	1836.16	2019.75
		48"(1219mm)	XZBF-1948- S F	1922.80	2113.23
		54"(1372mm)	XZBF-1954- S F	2009.44	2206.71
		60"(1524mm)	XZBF-1960- S F	2096.08	2300.19
	24"(610mm)	36"(914mm)	XZBF-2436- S F	\$ 1886.32	\$ 2073.87
		42"(1067mm)	XZBF-2442- S F	1995.76	2191.95
		48"(1219mm)	XZBF-2448- S F	2105.20	2310.03
		54"(1372mm)	XZBF-2454- S F	2214.64	2428.11
		60"(1524mm)	XZBF-2460- S F	2324.08	2546.19

Return Top



XLBR-SR
XZBR-SR
(Right shown)



XLBR-SR
XZBR-SR
(Right shown)
Class RA

Features

- Includes 1.18" (30mm) worksurface, optional modesty panel and attachment hardware.
- High-Pressure Laminate (HPL) worksurface with 3mm edgeband applied to user edge only; connection edge unfinished. End capped with 1 mm thick edgeband.
- Wood worksurface with a choice of profiled edge (Square or Bevel) applied to user edge.
- Double-cut veneers available with Square 3mm Radius edge only.
- Optional 2" (51mm) grommet.
- Grommet available with option of black or satin finish.
- Includes one coped attachment edge for worksurfaces with Bevel profiled edges.
- Wood worksurfaces available with choice of grain direction; side-to-side or front-to-back.
- Optional modesty panel is .75" (19mm) thick; finished both sides.
- Shipped unassembled.

Specification Tips

- Orientation option is based on storage placement not coped edge.
- Not for free-standing application.
- May be used between single pedestal desk or convergent and corner shell as a bridge.
- Connects to separately specified end panel or attached storage unit for use as a return.
- See Corner Unit Application in Specification Guide.

To Order, Specify:

1) Product number, including:

1 Edge Option:

Wood:

- 1 Square
- 5 Bevel (add \$130.12 list)

2 Grommet Option:

- Y Grommet (add \$200.74 list)
- N No Grommet

3 Modesty Option:

- F Full Height (add \$716.99 list)
- N No Modesty

4 Grain Direction (wood only):

- F Front-to-back
- S Side-to-side

5 Orientation:

- L Left
- R Right

2) Finish code for modesty (if specified).

3) Laminate edge trim color for modesty (if specified).

4) Finish code for return top (laminated or wood).

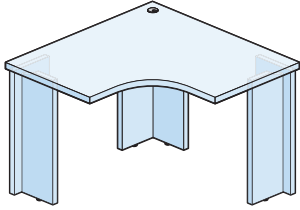
5) Edge trim for return top (if laminate option specified).

6) Trim color for grommet (if specified).

Note: Wood grained laminate worksurface finishes are applied with wood grain direction side-to-side only.

Height	Depth	Width	Number 12345	HPL		Wood	
				A	B	A	B
HPL							
29.125" (740mm)	19" (483mm)	36" (914mm)	XLBR-1936-JS ■ ■ N ■	\$ 655.49	\$ 707.83		
		42" (1067mm)	XLBR-1942-JS ■ ■ N ■	709.07	764.83		
		48" (1219mm)	XLBR-1948-JS ■ ■ N ■	762.65	821.83		
		54" (1372mm)	XLBR-1954-JS ■ ■ N ■	816.23	878.83		
		60" (1524mm)	XLBR-1960-JS ■ ■ N ■	869.81	935.83		
	24" (610mm)	36" (914mm)	XLBR-2436-JS ■ ■ N ■	\$ 740.09	\$ 797.83		
		42" (1067mm)	XLBR-2442-JS ■ ■ N ■	807.77	869.83		
		48" (1219mm)	XLBR-2448-JS ■ ■ N ■	875.45	941.83		
		54" (1372mm)	XLBR-2454-JS ■ ■ N ■	943.13	1013.83		
		60" (1524mm)	XLBR-2460-JS ■ ■ N ■	1010.81	1085.83		
Wood							
29.125" (740mm)	19" (483mm)	36" (914mm)	XZBR-1936- ■ S ■ ■ ■ ■			\$ 997.62	\$ 1111.65
		42" (1067mm)	XZBR-1942- ■ S ■ ■ ■ ■			1096.80	1221.09
		48" (1219mm)	XZBR-1948- ■ S ■ ■ ■ ■			1195.98	1330.53
		54" (1372mm)	XZBR-1954- ■ S ■ ■ S ■			1295.16	1439.97
		60" (1524mm)	XZBR-1960- ■ S ■ ■ S ■			1394.34	1549.41
	24" (610mm)	36" (914mm)	XZBR-2436- ■ S ■ ■ ■ ■			\$ 1154.22	\$ 1284.45
		42" (1067mm)	XZBR-2442- ■ S ■ ■ ■ ■			1279.50	1422.69
		48" (1219mm)	XZBR-2448- ■ S ■ ■ ■ ■			1404.78	1560.93
		54" (1372mm)	XZBR-2454- ■ S ■ ■ S ■			1530.06	1699.17
		60" (1524mm)	XZBR-2460- ■ S ■ ■ S ■			1655.34	1837.41

Corner Shell



XLCN-22
XZCN-22
Class RA

Features

- Includes 1.18" (30mm) worksurface, L-supports and attachment hardware.
- High-Pressure Laminate (HPL) worksurface with 3mm edgeband applied to user edge only; connection edges are unfinished.
- Wood worksurface with a choice of profiled edge (Square or Bevel) applied to user and visitor edges.
- Double-cut veneers available with Square 3mm Radius edge only.
- Wood worksurfaces available with choice of grain direction; side-to-side (standard) or front-to-back.
- Available with No Modesty option only.
- 36" x 36" (914 x 914mm) corner available with an option of 19" (483mm) or 24" (610mm) D attachment.
- 42" x 42" (1067 x 1067mm) corner available with an option of 24" (610mm) or 30" (762mm) D attachment.
- 10" x 10" (254 x 254mm) L-support in back corner of corner shell.
- 19" (483mm) and 24" (610mm) D connection edges include 10" x 10" (254 x 254mm) L-support.
- 30" (762mm) D connection edges include 15" x 15" (381 x 381mm) L-support.
- L-supports include unfinished clearcoat integrated wireways.
- Optional 2" (51mm) grommet centered in back of worksurface.
- Grommet available with option of black or satin chrome finish.
- Glides provide 2" (51mm) adjustment range.
- Shipped unassembled.

Specification Tips

- Attachment depth may differ each side of the corner shell.
- Designed to be used against wall.
- May be used with return tops or modular worksurface.
- Corner shell cannot be used with a pre-configured return or bridge with profiled edges; can be used with Square edge only.
- See Corner Unit Applications in Specification Guide.

To Order, Specify:

1) Product number, including:

1 Edge Option:

Wood:

- 1 Square
- 5 Bevel (add \$275.93 list)

2 Grommet Option:

- Y Grommet (add \$200.74 list)
- N No Grommet

3 Attachment Depth Left:

- 1 19" (36" Corner Only)
- 2 24"
- 3 30" (42" Corner Only)

4 Attachment Depth Right:

- 1 19" (36" Corner Only)
- 2 24"
- 3 30" (42" Corner Only)

5 Grain Direction (wood only):

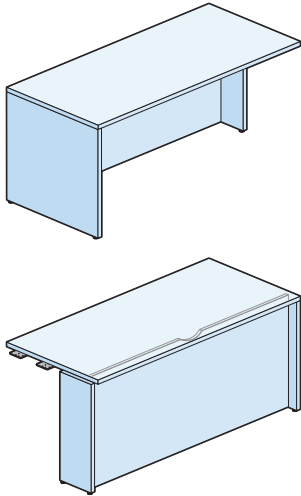
- L Left-hand
- R Right-hand

- 2) Finish code for lower supports (laminates or wood).
- 3) Laminate edge trim color for lower supports (if laminate option specified).
- 4) Laminate worksurface color (if laminate option specified).
- 5) Laminate edge trim for worksurface (if laminate option specified).
- 6) Trim color for grommet (if specified).

Note: Wood grained laminate worksurface finishes are applied with wood grain direction side-to-side only.

Height	Depth	Width	Number 1 2 3 4 5	HPL		Wood	
				A	B	A	B
HPL							
29.125" (740mm)	36" (914mm)	36" (914mm)	XLCN-3636-JS ■ ■ ■ D	\$2125.98	\$ 2277.89		
	42" (1067mm)	42" (1067mm)	XLCN-4242-JS ■ ■ ■ D	2133.08	2284.99		
Wood							
29.125" (740mm)	36" (914mm)	36" (914mm)	XZCN-3636- ■ S ■ ■ ■ ■ ■			\$ 3374.58	\$3755.33
	42" (1067mm)	42" (1067mm)	XZCN-4242- ■ S ■ ■ ■ ■ ■			3594.93	3997.78

Convergent T-Worktop



XLTH-FL
XZTH-FL
(Left-hand shown)
Class RA

Features

- Includes 1.18"(30mm) worktop, case, one end panel, one 10.13"(257mm)D light-block panel and attachment hardware.
- High-Pressure Laminate (HPL) worktop with 3mm edgeband applied to user and visitor edges. Ends capped with 1mm thick edgeband. All other components finished in laminate with 1mm thick edgeband.
- Wood worktop with a choice of profiled edge (Square or Bevel) applied to user and visitor edges.
- Double-cut veneers available with Square 3mm Radius edge only.
- Attachment edge of wood veneer worktops with Bevel profiled edges is coped.
- Full modesty panel recessed 6"(152mm) for visitor side overhang.
- Unfinished clearcoat wireway scallop in top center of modesty panel.
- Glides provide 2"(51mm) adjustment range.
- Shipped unassembled.

Specification Tips

- Handed design (left or right) based on position of attachment side.
- Not designed to stand alone.
- Two flat brackets to allow for attachment to modular credenza.
- Does not accommodate separately specified attached 2H storage.
- Accommodates separately specified center drawer.
- Separately specified grommets can be field installed in convergent worktop.

To Order, Specify:

1) Product number, including:

1 Edge Option:

Wood:

- 1 Square
- 5 Bevel (add \$265.35* list)

2 Orientation:

- L Left-hand
- R Right-hand

2) Finish code for lower components (laminate or wood).

3) Laminate edge trim for lower components (if laminate option specified).

4) Laminate worktop color (if laminate option specified).

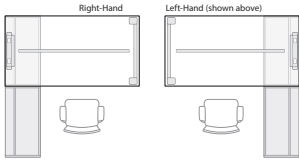
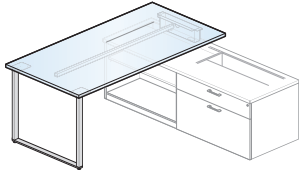
5) Laminate edge trim for worktop (if laminate option specified).

Note: Wood grained laminate worktop finishes are applied with wood grain direction side-to-side only.

*Additional upcharge based on size. Use design and specification tools for pricing.

Height	Depth	Width	Number ① ②	HPL		Wood			
				A	B	A	B		
HPL									
29.125"(740mm)	30"(762mm)	48"(1219mm)	XLTH-3048-JSNF	\$2353.22	\$2564.46				
		54"(1372mm)	XLTH-3054-JSNF	2433.12	2653.16				
		60"(1524mm)	XLTH-3060-JSNF	2513.02	2741.86				
		66"(1676mm)	XLTH-3066-JSNF	2592.92	2830.56				
		72"(1829mm)	XLTH-3072-JSNF	2672.82	2919.26				
		78"(1981mm)	XLTH-3078-JSNF	2752.72	3007.96				
	36"(914mm)	48"(1219mm)	XLTH-3648-JSNF	\$2481.06	\$2706.38				
		54"(1372mm)	XLTH-3654-JSNF	2576.94	2812.82				
		60"(1524mm)	XLTH-3660-JSNF	2672.82	2919.26				
		66"(1676mm)	XLTH-3666-JSNF	2768.70	3025.70				
		72"(1829mm)	XLTH-3672-JSNF	2864.58	3132.14				
		78"(1981mm)	XLTH-3678-JSNF	2960.46	3238.58				
		Wood							
		29.125"(740mm)	30"(762mm)	48"(1219mm)	XZTH-3048-SSF			\$3593.32	\$4006.70
54"(1372mm)	XZTH-3054-SSF					3721.77	4148.10		
60"(1524mm)	XZTH-3060-SSF					3850.22	4289.50		
66"(1676mm)	XZTH-3066-SSF					3978.67	4430.90		
72"(1829mm)	XZTH-3072-SSF					4107.12	4572.30		
78"(1981mm)	XZTH-3078-SSF					4235.57	4713.70		
36"(914mm)	48"(1219mm)		XZTH-3648-SSF			\$3798.84	\$4232.94		
	54"(1372mm)		XZTH-3654-SSF			3952.98	4402.62		
	60"(1524mm)		XZTH-3660-SSF			4107.12	4572.30		
	66"(1676mm)		XZTH-3666-SSF			4261.26	4741.98		
	72"(1829mm)		XZTH-3672-SSF			4415.40	4911.66		
	78"(1981mm)		XZTH-3678-SSF			4569.54	5081.34		

Convergent Worktop with Hoop Leg Rectangular



XLNR-3072
XZNR-3072
Class RA

Features

- Includes 1.18" (30mm) thick worktop, one hoop leg, or wall side support option and attachment hardware.
- Reinforcement Bar added to 66" (1676mm), 72" (1829mm), 78" (1981mm) and 84" (2134mm) worktops with hoop leg.
- High-Pressure Laminate (HPL) worktop with 3mm edgeband or Knife edge applied to user and visitor edges. Ends capped with 1mm thick edgeband.
- Wood worktop with a choice of profiled edge (Square, Bevel or Knife) applied to user and visitor edges.
- Double-cut veneers available with Square 3mm Radius edge or Knife edge.
- Top can be mounted using one of the following options: Flush Mount, 0.5H stanchion, 0.5H T-support, 1H T-support, or 2H T-support.
- Glides have .5" (13mm) height adjustment and are standard in black.
- Depth and width shown in nominal dimensions.
- Ships unassembled.

Specification Tips

- If Bevel edge and Flush Mount are specified, then the converging end will cope.
- Grommets are available for field installation; separately specified.
- For placement of 0.5H Rectangular Stanchion, 0.5H T-Support, 1H T-Support, and 1H T-Support, see Application Guide.
- Rectangular Stanchion, 0.5H T-Support, 1H T-Support and 2H T-Support mount to a separately specified credenza top with storage.
- 2H T-Support must attach to top with proper support, see Application Guide.
- Rectangular Stanchion is hollow and has the ability to route cords through, field cutting grommets in credenza top and worktop are necessary.
- Flush Mount can be attached to desk shell or credenza top with proper support.
- May be used with separately specified Hinged Adaptable Modesty Panel or Fixed Adaptable Modesty Panel.

Electrical:

- For use with separately specified electrical components:
(Note: Options shown below require field modification of the top. Ensure placement provides adequate clearance for table understructure.)
 - Flush Mounted Power Module with Plug or Hardwire
 - Enhanced Power Module Corded or Hardwire
 - Flip Top Unit Corded or Hardwire
 - Bezel Utility Module
 - Belong Power Suite
 - Shallow Hinge Cable Management Wire Tray

To Order, Specify:

1) Product number, including:

1 Surface Option:

- L** Laminate
- Z** Wood

2 Edge Option:

- Laminate:
- J** Edgeband
 - F** Knife

- Wood:
- 1** Square
 - 5** Bevel
 - U** Knife

3 Grain Direction:

- Laminate:
- N** No Grain Direction

- Wood:
- F** Front-to-back
 - S** Side-to-side

- 2) Laminate surface color or wood finish color.
- 3) Edge trim color (laminated only).
- 4) Base trim color.

Note: \$31.79 upcharge list for Grade B trim colors.

Convergent Worktop with Hoop Leg

Rectangular

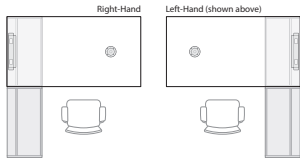
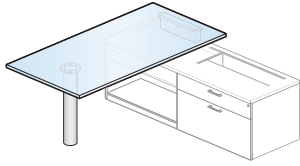
Depth	Width	Number			HPL A		HPL B		Wood A Edge		Wood B Edge		
		①	②	③	J	F	J	F	1	U	1	5	U
Flush Mount													
30" (762mm)	60"(1524mm)	X	NR-3060-	SNHBN	\$1399.76	\$2140.92	\$1436.30	\$2177.46	\$2315.47	\$2743.56	\$2531.97	\$4118.58	\$2960.06
	66"(1676mm)	X	NR-3066-	SNHBN	1432.30	2183.58	1472.49	2223.77	2366.38	2803.28	2604.54	4313.40	3041.44
	72"(1829mm)	X	NR-3072-	SNHBN	1464.84	2226.24	1508.69	2270.09	2417.31	2863.02	2677.12	4508.22	3122.83
	78"(1981mm)	X	NR-3078-	SNHBN	1497.38	2268.89	1544.88	2316.39	2468.24	2922.75	2749.70	4703.04	3204.21
	84"(2134mm)	X	NR-3084-	SNHBN	1529.94	2311.57	1581.09	2362.72	2519.16	2982.48	2822.28	4897.87	3285.60
36" (914mm)	60"(1524mm)	X	NR-3660-	SNHBN	\$1463.00	\$2224.40	\$1506.85	\$2268.25	\$2417.31	\$2863.02	\$2677.12	\$4324.85	\$3122.83
	66"(1676mm)	X	NR-3666-	SNHBN	1501.70	2275.24	1549.93	2323.47	2478.42	2934.70	2764.21	4534.19	3220.49
	72"(1829mm)	X	NR-3672-	SNHBN	1540.37	2326.05	1592.99	2378.67	2539.53	3006.37	2851.30	4743.52	3318.14
	78"(1981mm)	X	NR-3678-	SNHBN	1579.06	2376.87	1636.06	2433.87	2600.65	3078.06	2938.40	4952.86	3415.81
	84"(2134mm)	X	NR-3684-	SNHBN	1617.76	2427.71	1679.14	2489.09	2661.76	3149.74	3025.49	5162.20	3513.47
42" (1067mm)	72"(1829mm)	X	NR-4272-	SNHBN	\$1615.92	\$2425.87	\$1677.30	\$2487.25	\$2661.76	\$3149.74	\$3025.49	\$4978.83	\$3513.47
	78"(1981mm)	X	NR-4278-	SNHBN	1660.73	2484.84	1727.23	2551.34	2733.05	3233.38	3127.09	5202.68	3627.42
	84"(2134mm)	X	NR-4284-	SNHBN	1705.55	2543.83	1777.17	2615.45	2804.34	3317.00	3228.69	5426.52	3741.35
Rectangular Stanchion													
30" (762mm)	60"(1524mm)	X	NR-3060-	SNHBS	\$1664.76	\$2405.92	\$1701.30	\$2442.46	\$2580.47	\$3008.56	\$2796.97	\$4077.97	\$3225.06
	66"(1676mm)	X	NR-3066-	SNHBS	1697.30	2448.58	1737.49	2488.77	2631.38	3068.28	2869.54	4272.78	3306.44
	72"(1829mm)	X	NR-3072-	SNHBS	1729.84	2491.24	1773.69	2535.09	2682.31	3128.02	2942.12	4467.61	3387.83
	78"(1981mm)	X	NR-3078-	SNHBS	1762.38	2533.89	1809.88	2581.39	2733.24	3187.75	3014.70	4662.43	3469.21
	84"(2134mm)	X	NR-3084-	SNHBS	1794.94	2576.57	1846.09	2627.72	2784.16	3247.48	3087.28	4857.26	3550.60
36" (914mm)	60"(1524mm)	X	NR-3660-	SNHBS	\$1728.00	\$2489.40	\$1771.85	\$2533.25	\$2682.31	\$3128.02	\$2942.12	\$4223.12	\$3387.83
	66"(1676mm)	X	NR-3666-	SNHBS	1766.70	2540.24	1814.93	2588.47	2743.42	3199.70	3029.21	4432.45	3485.49
	72"(1829mm)	X	NR-3672-	SNHBS	1805.37	2591.05	1857.99	2643.67	2804.53	3271.37	3116.30	4641.79	3583.14
	78"(1981mm)	X	NR-3678-	SNHBS	1844.06	2641.87	1901.06	2698.87	2865.65	3343.06	3203.40	4851.13	3680.81
	84"(2134mm)	X	NR-3684-	SNHBS	1882.76	2692.71	1944.14	2754.09	2926.76	3414.74	3290.49	5060.47	3778.47
42" (1067mm)	72"(1829mm)	X	NR-4272-	SNHBS	\$1880.92	\$2690.87	\$1942.30	\$2752.25	\$2926.76	\$3414.74	\$3290.49	\$4815.98	\$3778.47
	78"(1981mm)	X	NR-4278-	SNHBS	1925.73	2749.84	1992.23	2816.34	2998.05	3498.38	3392.09	5039.82	3892.42
	84"(2134mm)	X	NR-4284-	SNHBS	1970.55	2808.83	2042.17	2880.45	3069.34	3582.00	3493.69	5263.67	4006.35

Convergent Worktop with Hoop Leg

Rectangular

Depth	Width	Number			HPL A		HPL B		Wood A Edge		Wood B Edge		
		①	②	③	J	F	J	F	1	U	1	5	U
.5H T-Support													
30" (762mm)	60"(1524mm)	X	NR-3060-	SNHBH	\$ 2180.08	\$ 2921.24	\$2224.60	\$2965.76	\$3960.38	\$4388.47	\$4240.21	\$ 5521.21	\$4668.30
	66"(1676mm)	X	NR-3066-	SNHBH	2212.62	2963.90	2260.79	3012.07	4011.29	4448.19	4312.78	5716.02	4749.68
	72"(1829mm)	X	NR-3072-	SNHBH	2245.16	3006.56	2296.99	3058.39	4062.22	4507.93	4385.36	5910.85	4831.07
	78"(1981mm)	X	NR-3078-	SNHBH	2277.70	3049.21	2333.18	3104.69	4113.15	4567.66	4457.94	6105.67	4912.45
	84"(2134mm)	X	NR-3084-	SNHBH	2310.26	3091.89	2369.39	3151.02	4164.07	4627.39	4530.52	6300.50	4993.84
36" (914mm)	60"(1524mm)	X	NR-3660-	SNHBH	\$2265.41	\$3026.81	\$ 2319.49	\$3080.89	\$ 4104.43	\$4550.14	\$4445.43	\$ 5726.43	\$ 4891.14
	66"(1676mm)	X	NR-3666-	SNHBH	2304.11	3077.65	2362.57	3136.11	4165.54	4621.82	4532.52	5935.76	4988.80
	72"(1829mm)	X	NR-3672-	SNHBH	2342.78	3128.46	2405.63	3191.31	4226.65	4693.49	4619.61	6145.10	5086.45
	78"(1981mm)	X	NR-3678-	SNHBH	2381.47	3179.28	2448.70	3246.51	4287.77	4765.18	4706.71	6354.44	5184.12
	84"(2134mm)	X	NR-3684-	SNHBH	2420.17	3230.12	2491.78	3301.73	4348.88	4836.86	4793.80	6563.78	5281.78
42" (1067mm)	72"(1829mm)	X	NR-4272-	SNHBH	\$2426.33	\$3236.28	\$2499.17	\$3309.12	\$ 4367.87	\$4855.85	\$4822.54	\$6348.03	\$ 5310.52
	78"(1981mm)	X	NR-4278-	SNHBH	2471.14	3295.25	2549.10	3373.21	4439.16	4939.49	4924.14	6571.87	5424.47
	84"(2134mm)	X	NR-4284-	SNHBH	2515.96	3354.24	2599.04	3437.32	4510.45	5023.11	5025.74	6795.72	5538.40
1H T-Support													
30" (762mm)	60"(1524mm)	X	NR-3060-	SNHBP	\$ 2218.02	\$2959.18	\$2270.52	\$ 3011.68	\$4072.36	\$4500.45	\$ 4415.52	\$5696.52	\$4843.61
	66"(1676mm)	X	NR-3066-	SNHBP	2250.56	3001.84	2306.71	3057.99	4123.27	4560.17	4488.09	5891.33	4924.99
	72"(1829mm)	X	NR-3072-	SNHBP	2283.10	3044.50	2342.91	3104.31	4174.20	4619.91	4560.67	6086.16	5006.38
	78"(1981mm)	X	NR-3078-	SNHBP	2315.64	3087.15	2379.10	3150.61	4225.13	4679.64	4633.25	6280.98	5087.76
	84"(2134mm)	X	NR-3084-	SNHBP	2348.20	3129.83	2415.31	3196.94	4276.05	4739.37	4705.83	6475.81	5169.15
36" (914mm)	60"(1524mm)	X	NR-3660-	SNHBP	\$ 2312.54	\$3073.94	\$2376.85	\$ 3138.25	\$ 4247.14	\$4692.85	\$4669.34	\$5950.34	\$ 5115.05
	66"(1676mm)	X	NR-3666-	SNHBP	2351.24	3124.78	2419.93	3193.47	4308.25	4764.53	4756.43	6159.67	5212.71
	72"(1829mm)	X	NR-3672-	SNHBP	2389.91	3175.59	2462.99	3248.67	4369.36	4836.20	4843.52	6369.01	5310.36
	78"(1981mm)	X	NR-3678-	SNHBP	2428.60	3226.41	2506.06	3303.87	4430.48	4907.89	4930.62	6578.35	5408.03
	84"(2134mm)	X	NR-3684-	SNHBP	2467.30	3277.25	2549.14	3359.09	4491.59	4979.57	5017.71	6787.69	5505.69
42" (1067mm)	72"(1829mm)	X	NR-4272-	SNHBP	\$2478.49	\$3288.44	\$2562.79	\$3372.74	\$ 4527.35	\$ 5015.33	\$5072.95	\$6598.44	\$5560.93
	78"(1981mm)	X	NR-4278-	SNHBP	2523.30	3347.41	2612.72	3436.83	4598.64	5098.97	5174.55	6822.28	5674.88
	84"(2134mm)	X	NR-4284-	SNHBP	2568.12	3406.40	2662.66	3500.94	4669.93	5182.59	5276.15	7046.13	5788.81
2H T-Support													
30" (762mm)	60"(1524mm)	X	NR-3060-	SNHBF	\$ 2291.78	\$3032.94	\$2365.55	\$ 3106.71	\$4348.55	\$ 4776.64	\$4860.59	\$ 6141.59	\$5288.68
	66"(1676mm)	X	NR-3066-	SNHBF	2324.32	3075.60	2401.74	3153.02	4399.46	4836.36	4933.16	6336.40	5370.06
	72"(1829mm)	X	NR-3072-	SNHBF	2356.86	3118.26	2437.94	3199.34	4450.39	4896.10	5005.74	6531.23	5451.45
	78"(1981mm)	X	NR-3078-	SNHBF	2389.40	3160.91	2474.13	3245.64	4501.32	4955.83	5078.32	6726.05	5532.83
	84"(2134mm)	X	NR-3084-	SNHBF	2421.96	3203.59	2510.34	3291.97	4552.24	5015.56	5150.90	6920.88	5614.22
36" (914mm)	60"(1524mm)	X	NR-3660-	SNHBF	\$2405.37	\$ 3166.77	\$2496.96	\$3258.36	\$ 4601.22	\$5046.93	\$5239.93	\$6520.93	\$5685.64
	66"(1676mm)	X	NR-3666-	SNHBF	2444.07	3217.61	2540.04	3313.58	4662.33	5118.61	5327.02	6730.26	5783.30
	72"(1829mm)	X	NR-3672-	SNHBF	2482.74	3268.42	2583.10	3368.78	4723.44	5190.28	5414.11	6939.60	5880.95
	78"(1981mm)	X	NR-3678-	SNHBF	2521.43	3319.24	2626.17	3423.98	4784.56	5261.97	5501.21	7148.94	5978.62
	84"(2134mm)	X	NR-3684-	SNHBF	2560.13	3370.08	2669.25	3479.20	4845.67	5333.65	5588.30	7358.28	6076.28
42" (1067mm)	72"(1829mm)	X	NR-4272-	SNHBF	\$ 2581.71	\$ 3391.66	\$2696.56	\$3506.51	\$4923.92	\$ 5411.90	\$ 5712.01	\$ 7237.50	\$ 6199.99
	78"(1981mm)	X	NR-4278-	SNHBF	2626.52	3450.63	2746.49	3570.60	4995.21	5495.54	5813.61	7461.34	6313.94
	84"(2134mm)	X	NR-4284-	SNHBF	2671.34	3509.62	2796.43	3634.71	5066.50	5579.16	5915.21	7685.19	6427.87

Convergent Worktop with Column Leg Rectangular



XLNR-3072
XZNR-3072
Class RA

Features

- Includes 1.18" (30mm) thick worktop, one column leg, or wall side support option and attachment hardware.
- High-Pressure Laminate (HPL) worktop with 3mm edgeband or Knife edge applied to user and visitor edges. Ends capped with 1mm thick edgeband.
- Wood worktop with a choice of profiled edge (Square, Bevel or Knife edge) applied to user and visitor edges.
- Double-cut veneers available with Square 3mm Radius edge or Knife edge only.
- Top can be mounted using one of the following options: Flush Mount, 0.5H rectangular stanchion, 0.5H T-support, 1H T-support, or 2H T-support.
- Glides have .5" (13mm) height adjustment and are standard in black.
- Depth and width shown in nominal dimensions.
- Ships unassembled.

Specification Tips

- Not designed to stand alone.
- If Bevel edge and Flush Mount are specified, then the converging end will cope.
- Grommets are available for field installation; separately specified.
- For placement of 0.5H Rectangular Stanchion, 0.5H T-Support, 1.5H T-Support, and 1H T-Support, see Application Guide.
- Rectangular Stanchion, 0.5H T-Support, 1.5H T-Support and 1H T-Support mount to a separately specified credenza top with storage.
- 2H T-Support must attach to top with proper support, see Application Guide. Not designed to be freestanding.
- Rectangular Stanchion is hollow and has the ability to route cords through, field cutting grommets in credenza top and worktop are necessary.
- Flush Mount can be attached to desk shell or credenza top with proper support.
- May be used with separately specified Hinged Adaptable Modesty Panel or Fixed Adaptable Modesty Panel.

Electrical:

- For use with separately specified electrical components:
(Note: All of the options shown below require field modifications to the top. Ensure placement provides adequate clearance for table understructure.)
 - Flush Mounted Power Module with Plug or Hardwire
 - Enhanced Power Module Corded or Hardwire
 - Flip Top Unit Corded or Hardwire
 - Bezel Utility Module
 - Belong Power Suite
 - Shallow Hinge Cable Management Wire Tray

To Order, Specify:

1) Product number, including:

1 Surface Option:

- L** Laminate
- Z** Wood

2 Edge Option:

Laminate:

- J** Edgeband
- F** Knife

Wood:

- 1** Square
- 5** Bevel
- U** Knife

3 Grain Direction:

Laminate:

- N** No Grain Direction

Wood:

- F** Front-to-back
- S** Side-to-side

- 2) Laminate surface color or wood finish color.
- 3) Edge trim color (laminated only).
- 4) Base trim color.

Note: \$31.79 upcharge list for Grade B trim colors.

Convergent Worktop with Column Leg

Rectangular

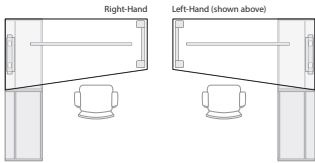
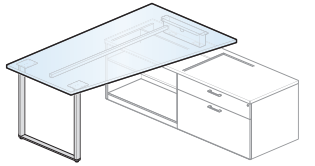
Depth	Width	Number	HPL A		HPL B		Wood A Edge		Wood B Edge			
			①	②	③	J	F	J	F	1	U	1
Flush Mount												
30" (762mm)	60"(1524mm)	X NR-3060- SNOCBN	\$1356.16	\$1957.32	\$1392.70	\$1993.86	\$2271.87	\$2559.96	\$2488.37	\$4074.98	\$2776.46	
	66"(1676mm)	X NR-3066- SNOCBN	1388.70	1999.98	1428.89	2040.17	2322.78	2619.68	2560.94	4269.80	2857.84	
	72"(1829mm)	X NR-3072- SNOCBN	1421.24	2042.64	1465.09	2086.49	2373.71	2679.42	2633.52	4464.62	2939.23	
	78"(1981mm)	X NR-3078- SNOCBN	1453.78	2085.29	1501.28	2132.79	2424.64	2739.15	2706.10	4659.44	3020.61	
	84"(2134mm)	X NR-3084- SNOCBN	1486.34	2127.97	1537.49	2179.12	2475.56	2798.88	2778.68	4854.27	3102.00	
36" (914mm)	60"(1524mm)	X NR-3660- SNOCBN	\$1419.40	\$2040.80	\$1463.25	\$2084.65	\$2373.71	\$2679.42	\$2633.52	\$4281.25	\$2939.23	
	66"(1676mm)	X NR-3666- SNOCBN	1458.10	2091.64	1506.33	2139.87	2434.82	2751.10	2720.61	4490.59	3036.89	
	72"(1829mm)	X NR-3672- SNOCBN	1496.77	2142.45	1549.39	2195.07	2495.93	2822.77	2807.70	4699.92	3134.54	
	78"(1981mm)	X NR-3678- SNOCBN	1535.46	2193.27	1592.46	2250.27	2557.05	2894.46	2894.80	4909.26	3232.21	
	84"(2134mm)	X NR-3684- SNOCBN	1574.16	2244.11	1635.54	2305.49	2618.16	2966.14	2981.89	5118.60	3329.87	
42" (1067mm)	72"(1829mm)	X NR-4272- SNOCBN	\$1572.32	\$2242.27	\$1633.70	\$2303.65	\$2618.16	\$2966.14	\$2981.89	\$4935.23	\$3329.87	
	78"(1981mm)	X NR-4278- SNOCBN	1617.13	2301.24	1683.63	2367.74	2689.45	3049.78	3083.49	5159.08	3443.82	
	84"(2134mm)	X NR-4284- SNOCBN	1661.95	2360.23	1733.57	2431.85	2760.74	3133.40	3185.09	5382.92	3557.75	
Rectangular Stanchion												
30" (762mm)	60"(1524mm)	X NR-3060- SNOCBS	\$1621.16	\$2222.32	\$1657.70	\$2258.86	\$2536.87	\$2824.96	\$2753.37	\$4034.37	\$3041.46	
	66"(1676mm)	X NR-3066- SNOCBS	1653.70	2264.98	1693.89	2305.17	2587.78	2884.68	2825.94	4229.18	3122.84	
	72"(1829mm)	X NR-3072- SNOCBS	1686.24	2307.64	1730.09	2351.49	2638.71	2944.42	2898.52	4424.01	3204.23	
	78"(1981mm)	X NR-3078- SNOCBS	1718.78	2350.29	1766.28	2397.79	2689.64	3004.15	2971.10	4618.83	3285.61	
	84"(2134mm)	X NR-3084- SNOCBS	1751.34	2392.97	1802.49	2444.12	2740.56	3063.88	3043.68	4813.66	3367.00	
36" (914mm)	60"(1524mm)	X NR-3660- SNOCBS	\$1684.40	\$2305.80	\$1728.25	\$2349.65	\$2638.71	\$2944.42	\$2898.52	\$4179.52	\$3204.23	
	66"(1676mm)	X NR-3666- SNOCBS	1723.10	2356.64	1771.33	2404.87	2699.82	3016.10	2985.61	4388.85	3301.89	
	72"(1829mm)	X NR-3672- SNOCBS	1761.77	2407.45	1814.39	2460.07	2760.93	3087.77	3072.70	4598.19	3399.54	
	78"(1981mm)	X NR-3678- SNOCBS	1800.46	2458.27	1857.46	2515.27	2822.05	3159.46	3159.80	4807.53	3497.21	
	84"(2134mm)	X NR-3684- SNOCBS	1839.16	2509.11	1900.54	2570.49	2883.16	3231.14	3246.89	5016.87	3594.87	
42" (1067mm)	72"(1829mm)	X NR-4272- SNOCBS	\$1837.32	\$2507.27	\$1898.70	\$2568.65	\$2883.16	\$3231.14	\$3246.89	\$4772.38	\$3594.87	
	78"(1981mm)	X NR-4278- SNOCBS	1882.13	2566.24	1948.63	2632.74	2954.45	3314.78	3348.49	4996.22	3708.82	
	84"(2134mm)	X NR-4284- SNOCBS	1926.95	2625.23	1998.57	2696.85	3025.74	3398.40	3450.09	5220.07	3822.75	

Convergent Worktop with Column Leg

Rectangular

Depth	Width	Number			HPL A		HPL B		Wood A Edge		Wood B Edge		
		①	②	③	J	F	J	F	1	U	1	5	U
.5H T-Support													
30" (762mm)	60"(1524mm)	X	NR-3060-	SNCBH	\$ 2136.48	\$ 2737.64	\$ 2181.00	\$ 2782.16	\$ 3916.78	\$ 4204.87	\$ 4196.61	\$ 5477.61	\$ 4484.70
	66"(1676mm)	X	NR-3066-	SNCBH	2169.02	2780.30	2217.19	2828.47	3967.69	4264.59	4269.18	5672.42	4566.08
	72"(1829mm)	X	NR-3072-	SNCBH	2201.56	2822.96	2253.39	2874.79	4018.62	4324.33	4341.76	5867.25	4647.47
	78"(1981mm)	X	NR-3078-	SNCBH	2234.10	2865.61	2289.58	2921.09	4069.55	4384.06	4414.34	6062.07	4728.85
	84"(2134mm)	X	NR-3084-	SNCBH	2266.66	2908.29	2325.79	2967.42	4120.47	4443.79	4486.92	6256.90	4810.24
36" (914mm)	60"(1524mm)	X	NR-3660-	SNCBH	\$ 2221.81	\$ 2843.21	\$ 2275.89	\$ 2897.29	\$ 4060.83	\$ 4366.54	\$ 4401.83	\$ 5682.83	\$ 4707.54
	66"(1676mm)	X	NR-3666-	SNCBH	2260.51	2894.05	2318.97	2952.51	4121.94	4438.22	4488.92	5892.16	4805.20
	72"(1829mm)	X	NR-3672-	SNCBH	2299.18	2944.86	2362.03	3007.71	4183.05	4509.89	4576.01	6101.50	4902.85
	78"(1981mm)	X	NR-3678-	SNCBH	2337.87	2995.68	2405.10	3062.91	4244.17	4581.58	4663.11	6310.84	5000.52
	84"(2134mm)	X	NR-3684-	SNCBH	2376.57	3046.52	2448.18	3118.13	4305.28	4653.26	4750.20	6520.18	5098.18
42" (1067mm)	72"(1829mm)	X	NR-4272-	SNCBH	\$ 2382.73	\$ 3052.68	\$ 2455.57	\$ 3125.52	\$ 4324.27	\$ 4672.25	\$ 4778.94	\$ 6304.43	\$ 5126.92
	78"(1981mm)	X	NR-4278-	SNCBH	2427.54	3111.65	2505.50	3189.61	4395.56	4755.89	4880.54	6528.27	5240.87
	84"(2134mm)	X	NR-4284-	SNCBH	2472.36	3170.64	2555.44	3253.72	4466.85	4839.51	4982.14	6752.12	5354.80
1H T-Support													
30" (762mm)	60"(1524mm)	X	NR-3060-	SNCBP	\$ 2174.42	\$ 2775.58	\$ 2226.92	\$ 2828.08	\$ 4028.76	\$ 4316.85	\$ 4371.92	\$ 5652.92	\$ 4660.01
	66"(1676mm)	X	NR-3066-	SNCBP	2206.96	2818.24	2263.11	2874.39	4079.67	4376.57	4444.49	5847.73	4741.39
	72"(1829mm)	X	NR-3072-	SNCBP	2239.50	2860.90	2299.31	2920.71	4130.60	4436.31	4517.07	6042.56	4822.78
	78"(1981mm)	X	NR-3078-	SNCBP	2272.04	2903.55	2335.50	2967.01	4181.53	4496.04	4589.65	6237.38	4904.16
	84"(2134mm)	X	NR-3084-	SNCBP	2304.60	2946.23	2371.71	3013.34	4232.45	4555.77	4662.23	6432.21	4985.55
36" (914mm)	60"(1524mm)	X	NR-3660-	SNCBP	\$ 2268.94	\$ 2890.34	\$ 2333.25	\$ 2954.65	\$ 4203.54	\$ 4509.25	\$ 4625.74	\$ 5906.74	\$ 4931.45
	66"(1676mm)	X	NR-3666-	SNCBP	2307.64	2941.18	2376.33	3009.87	4264.65	4580.93	4712.83	6116.07	5029.11
	72"(1829mm)	X	NR-3672-	SNCBP	2346.31	2991.99	2419.39	3065.07	4325.76	4652.60	4799.92	6325.41	5126.76
	78"(1981mm)	X	NR-3678-	SNCBP	2385.00	3042.81	2462.46	3120.27	4386.88	4724.29	4887.02	6534.75	5224.43
	84"(2134mm)	X	NR-3684-	SNCBP	2423.70	3093.65	2505.54	3175.49	4447.99	4795.97	4974.11	6744.09	5322.09
42" (1067mm)	72"(1829mm)	X	NR-4272-	SNCBP	\$ 2434.89	\$ 3104.84	\$ 2519.19	\$ 3189.14	\$ 4483.75	\$ 4831.73	\$ 5029.35	\$ 6654.84	\$ 5377.33
	78"(1981mm)	X	NR-4278-	SNCBP	2479.70	3163.81	2569.12	3253.23	4555.04	4915.37	5130.95	6778.68	5491.28
	84"(2134mm)	X	NR-4284-	SNCBP	2524.52	3222.80	2619.06	3317.34	4626.33	4998.99	5232.55	7002.53	5605.21
2H T-Support													
30" (762mm)	60"(1524mm)	X	NR-3060-	SNCBF	\$ 2248.18	\$ 2849.34	\$ 2321.95	\$ 2923.11	\$ 4304.95	\$ 4593.04	\$ 4816.99	\$ 6097.99	\$ 5105.08
	66"(1676mm)	X	NR-3066-	SNCBF	2280.72	2892.00	2358.14	2969.42	4355.86	4652.76	4889.56	6292.80	5186.46
	72"(1829mm)	X	NR-3072-	SNCBF	2313.26	2934.66	2394.34	3015.74	4406.79	4712.50	4962.14	6487.63	5267.85
	78"(1981mm)	X	NR-3078-	SNCBF	2345.80	2977.31	2430.53	3062.04	4457.72	4772.23	5034.72	6682.45	5349.23
	84"(2134mm)	X	NR-3084-	SNCBF	2378.36	3019.99	2466.74	3108.37	4508.64	4831.96	5107.30	6877.28	5430.62
36" (914mm)	60"(1524mm)	X	NR-3660-	SNCBF	\$ 2361.77	\$ 2983.17	\$ 2453.36	\$ 3074.76	\$ 4557.62	\$ 4863.33	\$ 5196.33	\$ 6477.33	\$ 5502.04
	66"(1676mm)	X	NR-3666-	SNCBF	2400.47	3034.01	2496.44	3129.98	4618.73	4935.01	5283.42	6686.66	5599.70
	72"(1829mm)	X	NR-3672-	SNCBF	2439.14	3084.82	2539.50	3185.18	4679.84	5006.68	5370.51	6896.00	5697.35
	78"(1981mm)	X	NR-3678-	SNCBF	2477.83	3135.64	2582.57	3240.38	4740.96	5078.37	5457.61	7105.34	5795.02
	84"(2134mm)	X	NR-3684-	SNCBF	2516.53	3186.48	2625.65	3295.60	4802.07	5150.05	5544.70	7314.68	5892.68
42" (1067mm)	72"(1829mm)	X	NR-4272-	SNCBF	\$ 2538.11	\$ 3208.06	\$ 2652.96	\$ 3322.91	\$ 4880.32	\$ 5228.30	\$ 5668.41	\$ 7193.90	\$ 6016.39
	78"(1981mm)	X	NR-4278-	SNCBF	2582.92	3267.03	2702.89	3387.00	4951.61	5311.94	5770.01	7417.74	6130.34
	84"(2134mm)	X	NR-4284-	SNCBF	2627.74	3326.02	2752.83	3451.11	5022.90	5395.56	5871.61	7641.59	6244.27

Convergent Worktop with Hoop Leg Wedge



XLNW-4272
XZNW-4272
Class RA

Features

- Includes 1.18" (30mm) thick worktop, one hoop leg, or wall side support option and attachment hardware.
- Reinforcement Bar added to 66" (1676mm), 72" (1829mm), 78" (1981mm) and 84" (2134mm) worktops with hoop leg.
- High-Pressure Laminate (HPL) worktop with 3mm edgeband or Knife edge applied to user and visitor edges. Ends capped with 1mm thick edgeband.
- Wood worktop with a choice of profiled edge (Square, Bevel or Knife edge) applied to user and visitor edges.
- Double-cut veneers available with Square 3mm Radius edge or Knife edge.
- Top can be mounted using one of the following options: Flush Mount, 0.5H rectangular stanchion, 0.5H T-support, 1H T-support, or 2H T-support.
- Glides have .5" (13mm) height adjustment and are standard in black.
- Depth and width shown in nominal dimensions.
- Ships unassembled.

Specification Tips

- If Bevel edge and Flush Mount are specified, then the converging end will cope. Otherwise, no coping is required.
- Grommets are available for field installation; separately specified.
- For placement of 0.5H Rectangular Stanchion, 0.5H T-Support, 1.5H T-Support, and 1H T-Support, see Application Guide.
- 0.5H Rectangular Stanchion, 0.5H T-Support, 1.5H T-Support and 1H T-Support mount to a separately specified credenza top with storage.
- 2H T-Support must attach to top with proper support, see Application Guide. Not designed to be freestanding.
- Rectangular Stanchion is hollow and has the ability to route cords through, field cutting grommets in credenza top and worktop are necessary.
- Flush Mount can be attached to desk shell or credenza top with proper support.
- May be used with separately specified Hinged Adaptable Modesty Panel or Fixed Adaptable Modesty Panel.

Electrical:

- For use with separately specified electrical components:
(Note: Options shown below require field modifications to the top. Ensure placement provides adequate clearance for table understructure.)
 - Flush Mounted Power Module with Plug or Hardwire
 - Enhanced Power Module Corded or Hardwire
 - Flip Top Unit Corded or Hardwire
 - Bezel Utility Module
 - Bezel Utility Module
 - Belong Power Suite
 - Shallow Hinge Cable Management Wire Tray

To Order, Specify:

1) Product number, including:

1 Surface Option:

- L** Laminate
- Z** Wood

2 Edge Option:

- Laminate:
- J** Edgeband
 - F** Knife

Wood:

- 1** Square
- 5** Bevel
- U** Knife

3 Orientation Option:

- R** Right-hand
- L** Left-hand

4 Grain Direction:

- Laminate:
- N** No Grain Direction

Wood:

- F** Front-to-back
- S** Side-to-side

2) Laminate surface color or wood finish color.

3) Edge trim color (laminated only).

4) Base trim color.

Note: \$31.79 upcharge list for Grade B trim colors.

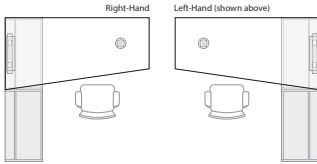
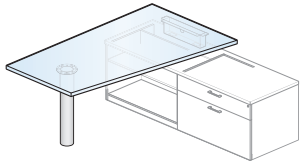
Convergent Worktop with Hoop Leg Wedge

Depth	Width	Number				HPL A		HPL B		Wood A Edge		Wood B Edge		
		①	②	③	④	J	F	J	F	1	U	1	5	U
Flush Mount														
42" (1067mm)	60"(1524mm)	X	NW-4260-	S	HBN	\$ 1524.42	\$ 2306.05	\$ 1575.57	\$ 2357.20	\$ 2519.16	\$ 2982.48	\$ 2822.28	\$ 4531.14	\$ 3285.60
	66"(1676mm)	X	NW-4266-	S	HBN	1569.24	2365.03	1625.51	2421.30	2590.46	3066.11	2923.88	4754.98	3399.53
	72"(1829mm)	X	NW-4272-	S	HBN	1614.08	2424.03	1675.46	2485.41	2661.76	3149.74	3025.49	4978.83	3513.47
	78"(1981mm)	X	NW-4278-	S	HBN	1658.89	2483.00	1725.39	2549.50	2733.05	3233.38	3127.09	5202.68	3627.42
	84"(2134mm)	X	NW-4284-	S	HBN	1703.71	2541.99	1775.33	2613.61	2804.34	3317.00	3228.69	5426.52	3741.35
48" (1219mm)	60"(1524mm)	X	NW-4860-	S	HBN	\$ 1587.67	\$ 2389.53	\$ 1646.14	\$ 2448.00	\$ 2621.01	\$ 3101.95	\$ 2967.43	\$ 4737.41	\$ 3448.37
	66"(1676mm)	X	NW-4866-	S	HBN	1638.64	2456.69	1702.94	2520.99	2702.50	3197.54	3083.55	4975.77	3578.59
	72"(1829mm)	X	NW-4872-	S	HBN	1689.60	2523.83	1759.75	2593.98	2783.97	3293.10	3199.67	5214.13	3708.80
	78"(1981mm)	X	NW-4878-	S	HBN	1740.56	2590.98	1816.56	2666.98	2865.44	3388.67	3315.78	5452.49	3839.01
	84"(2134mm)	X	NW-4884-	S	HBN	1791.53	2658.13	1873.38	2739.98	2946.93	3484.25	3431.91	5690.86	3969.23
Rectangular Stanchion														
42" (1067mm)	60"(1524mm)	X	NW-4260-	S	HBS	\$ 1789.42	\$ 2571.05	\$ 1840.57	\$ 2622.20	\$ 2784.16	\$ 3247.48	\$ 3087.28	\$ 4368.28	\$ 3550.60
	66"(1676mm)	X	NW-4266-	S	HBS	1834.24	2630.03	1890.51	2686.30	2855.46	3331.11	3188.88	4592.12	3664.53
	72"(1829mm)	X	NW-4272-	S	HBS	1879.08	2689.03	1940.46	2750.41	2926.76	3414.74	3290.49	4815.98	3778.47
	78"(1981mm)	X	NW-4278-	S	HBS	1923.89	2748.00	1990.39	2814.50	2998.05	3498.38	3392.09	5039.82	3892.42
	84"(2134mm)	X	NW-4284-	S	HBS	1968.71	2806.99	2040.33	2878.61	3069.34	3582.00	3493.69	5263.67	4006.35
48" (1219mm)	60"(1524mm)	X	NW-4860-	S	HBS	\$ 1852.67	\$ 2654.53	\$ 1911.14	\$ 2713.00	\$ 2886.01	\$ 3366.95	\$ 3232.43	\$ 4513.43	\$ 3713.37
	66"(1676mm)	X	NW-4866-	S	HBS	1903.64	2721.69	1967.94	2785.99	2967.50	3462.54	3348.55	4751.79	3843.59
	72"(1829mm)	X	NW-4872-	S	HBS	1954.60	2788.83	2024.75	2858.98	3048.97	3558.10	3464.67	4990.16	3973.80
	78"(1981mm)	X	NW-4878-	S	HBS	2005.56	2855.98	2081.56	2931.98	3130.44	3653.67	3580.78	5228.51	4104.01
	84"(2134mm)	X	NW-4884-	S	HBS	2056.53	2923.13	2138.38	3004.98	3211.93	3749.25	3696.91	5466.89	4234.23

Convergent Worktop with Hoop Leg Wedge

Depth	Width	Number				HPL A		HPL B		Wood A Edge		Wood B Edge		
		①	②	③	④	J	F	J	F	1	U	1	5	U
.5H T-Support														
42" (1067mm)	60"(1524mm)	X	NW-4260-	S	HBH	\$2334.83	\$3116.46	\$2397.44	\$3179.07	\$4225.27	\$4688.59	\$4619.33	\$5900.33	\$5082.65
	66"(1676mm)	X	NW-4266-	S	HBH	2379.65	3175.44	2447.38	3243.17	4296.57	4772.22	4720.93	6124.17	5196.58
	72"(1829mm)	X	NW-4272-	S	HBH	2424.49	3234.44	2497.33	3307.28	4367.87	4855.85	4822.54	6348.03	5310.52
	78"(1981mm)	X	NW-4278-	S	HBH	2469.30	3293.41	2547.26	3371.37	4439.16	4939.49	4924.14	6571.87	5424.47
	84"(2134mm)	X	NW-4284-	S	HBH	2514.12	3352.40	2597.20	3435.48	4510.45	5023.11	5025.74	6795.72	5538.40
48" (1219mm)	60"(1524mm)	X	NW-4860-	S	HBH	\$2406.10	\$3207.96	\$2477.25	\$3279.11	\$4346.11	\$4827.05	\$4793.20	\$6074.20	\$5274.14
	66"(1676mm)	X	NW-4866-	S	HBH	2457.07	3275.12	2534.05	3352.10	4427.60	4922.64	4909.32	6312.56	5404.36
	72"(1829mm)	X	NW-4872-	S	HBH	2508.03	3342.26	2590.86	3425.09	4509.07	5018.20	5025.44	6550.93	5534.57
	78"(1981mm)	X	NW-4878-	S	HBH	2558.99	3409.41	2647.67	3498.09	4590.54	5113.77	5141.55	6789.28	5664.78
	84"(2134mm)	X	NW-4884-	S	HBH	2609.96	3476.56	2704.49	3571.09	4672.03	5209.35	5257.68	7027.66	5795.00
1H T-Support														
42" (1067mm)	60"(1524mm)	X	NW-4260-	S	HBP	\$2386.99	\$3168.62	\$2461.06	\$3242.69	\$4384.75	\$4848.07	\$4869.74	\$6150.74	\$5333.06
	66"(1676mm)	X	NW-4266-	S	HBP	2431.81	3227.60	2511.00	3306.79	4456.05	4931.70	4971.34	6374.58	5446.99
	72"(1829mm)	X	NW-4272-	S	HBP	2476.65	3286.60	2560.95	3370.90	4527.35	5015.33	5072.95	6598.44	5560.93
	78"(1981mm)	X	NW-4278-	S	HBP	2521.46	3345.57	2610.88	3434.99	4598.64	5098.97	5174.55	6822.28	5674.88
	84"(2134mm)	X	NW-4284-	S	HBP	2566.28	3404.56	2660.82	3499.10	4669.93	5182.59	5276.15	7046.13	5788.81
48" (1219mm)	60"(1524mm)	X	NW-4860-	S	HBP	\$2463.29	\$3265.15	\$2547.13	\$3348.99	\$4522.35	\$5003.29	\$5070.13	\$6351.13	\$5551.07
	66"(1676mm)	X	NW-4866-	S	HBP	2514.26	3332.31	2603.93	3421.98	4603.84	5098.88	5186.25	6589.49	5681.29
	72"(1829mm)	X	NW-4872-	S	HBP	2565.22	3399.45	2660.74	3494.97	4685.31	5194.44	5302.37	6827.86	5811.50
	78"(1981mm)	X	NW-4878-	S	HBP	2616.18	3466.60	2717.55	3567.97	4766.78	5290.01	5418.48	7066.21	5941.71
	84"(2134mm)	X	NW-4884-	S	HBP	2667.15	3533.75	2774.37	3640.97	4848.27	5385.59	5534.61	7304.59	6071.93
2H T-Support														
42" (1067mm)	60"(1524mm)	X	NW-4260-	S	HBF	\$2490.21	\$3271.84	\$2594.83	\$3376.46	\$4781.32	\$5244.64	\$5508.80	\$6789.80	\$5972.12
	66"(1676mm)	X	NW-4266-	S	HBF	2535.03	3330.82	2644.77	3440.56	4852.62	5328.27	5610.40	7013.64	6086.05
	72"(1829mm)	X	NW-4272-	S	HBF	2579.87	3389.82	2694.72	3504.67	4923.92	5411.90	5712.01	7237.50	6199.99
	78"(1981mm)	X	NW-4278-	S	HBF	2624.68	3448.79	2744.65	3568.76	4995.21	5495.54	5813.61	7461.34	6313.94
	84"(2134mm)	X	NW-4284-	S	HBF	2669.50	3507.78	2794.59	3632.87	5066.50	5579.16	5915.21	7685.19	6427.87
48" (1219mm)	60"(1524mm)	X	NW-4860-	S	HBF	\$2576.89	\$3378.75	\$2694.56	\$3496.42	\$4961.41	\$5442.35	\$5777.66	\$7058.66	\$6258.60
	66"(1676mm)	X	NW-4866-	S	HBF	2627.86	3445.91	2751.36	3569.41	5042.90	5537.94	5893.78	7297.02	6388.82
	72"(1829mm)	X	NW-4872-	S	HBF	2678.82	3513.05	2808.17	3642.40	5124.37	5633.50	6009.90	7535.39	6519.03
	78"(1981mm)	X	NW-4878-	S	HBF	2729.78	3580.20	2864.98	3715.40	5205.84	5729.07	6126.01	7773.74	6649.24
	84"(2134mm)	X	NW-4884-	S	HBF	2780.75	3647.35	2921.80	3788.40	5287.33	5824.65	6242.14	8012.12	6779.46

Convergent Worktop with Column Leg Wedge



XLNW-4272
XZNW-4272
Class RA

Features

- Includes 1.18"(30mm) thick worktop, one column leg, or wall side support and attachment hardware.
- High-Pressure Laminate (HPL) worktop with 3mm edgeband or Knife edge applied to user and visitor edges. Ends capped with 1mm thick edgeband.
- Wood worktop with a choice of profiled edge (Square, Bevel or Knife) applied to user and visitor edges.
- Double-cut veneers available with Square 3mm Radius edge or Knife edge only.
- Top can be mounted using one of the following options: Flush Mount, regular stanchion, 0.5H T-support, 1H T-support, or 2H T-support.
- Glides have .5"(13mm) height adjustment and are standard in black.
- Depth and width shown in nominal dimensions.
- Ships unassembled.

Specification Tips

- Not designed to stand alone.
- If Bevel edge and Flush Mount are specified, then the converging end will cope.
- Grommets are available for field installation; separately specified.
- For placement of 0.5H Rectangular Stanchion, 1.5H T-Support, and 1H T-Support, see Application Guide.
- Rectangular Stanchion, 0.5H T-Support, 1.5H T-Support and 1H T-Support mount to a separately specified credenza top with storage.
- 2H T-Support must attach to top with proper support, see Application Guide.
- Rectangular Stanchion is hollow and has the ability to route cords through, field cutting grommets in credenza top and worktop are necessary.
- Flush Mount can be attached to desk shell or credenza top with proper support.
- May be used with separately specified Hinged Adaptable Modesty Panel or Fixed Adaptable Modesty Panel.

Electrical:

- For use with separately specified electrical components:
(Note: Options shown below require field modifications to the top. Ensure placement provides adequate clearance for table understructure.)
 - Flush Mounted Power Module with Plug or Hardwire
 - Enhanced Power Module Corded or Hardwire
 - Flip Top Unit Corded or Hardwire
 - Bezel Utility Module
 - Belong Power Suite
 - Shallow Hinge Cable Management Wire Tray

To Order, Specify:

1) Product number, including:

1 Surface Option:

- L** Laminate
- Z** Wood

2 Edge Option:

- Laminate:
- J** Edgeband
 - F** Knife

Wood:

- 1** Square
- 5** Bevel
- U** Knife

3 Orientation Option:

- R** Right-hand
- L** Left-hand

4 Grain Direction:

- Laminate:
- N** No Grain Direction

Wood:

- F** Front-to-back
- S** Side-to-side

- 2) Laminate surface color or wood finish color.
- 3) Edge trim color (laminated only).
- 4) Base trim color.

Note: \$31.79 upcharge list for Grade B trim colors.

Convergent Worktop with Column Leg Wedge

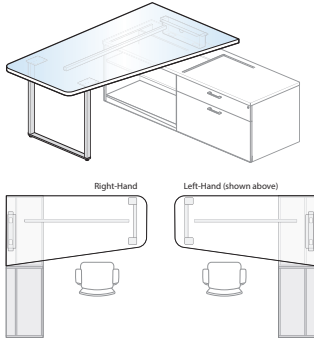
Depth	Width	Number				HPL A		HPL B		Wood A Edge		Wood B Edge		
		①	②	③	④	J	F	J	F	1	U	1	5	U
Flush Mount														
42" (1067mm)	60"(1524mm)	X	NW-4260-	S	CBN	\$1480.82	\$ 2122.45	\$ 1531.97	\$ 2173.60	\$ 2475.56	\$ 2798.88	\$ 2778.68	\$ 4487.54	\$ 3102.00
	66"(1676mm)	X	NW-4266-	S	CBN	1525.64	2181.43	1581.91	2237.70	2546.86	2882.51	2880.28	4711.38	3215.93
	72"(1829mm)	X	NW-4272-	S	CBN	1570.48	2240.43	1631.86	2301.81	2618.16	2966.14	2981.89	4935.23	3329.87
	78"(1981mm)	X	NW-4278-	S	CBN	1615.29	2299.40	1681.79	2365.90	2689.45	3049.78	3083.49	5159.08	3443.82
	84"(2134mm)	X	NW-4284-	S	CBN	1660.11	2358.39	1731.73	2430.01	2760.74	3133.40	3185.09	5382.92	3557.75
48" (1219mm)	60"(1524mm)	X	NW-4860-	S	CBN	\$1544.07	\$ 2205.93	\$ 1602.54	\$ 2264.40	\$ 2577.41	\$ 2918.35	\$ 2923.83	\$ 4693.81	\$ 3264.77
	66"(1676mm)	X	NW-4866-	S	CBN	1595.04	2273.09	1659.34	2337.39	2658.90	3013.94	3039.95	4932.17	3394.99
	72"(1829mm)	X	NW-4872-	S	CBN	1646.00	2340.23	1716.15	2410.38	2740.37	3109.50	3156.07	5170.53	3525.20
	78"(1981mm)	X	NW-4878-	S	CBN	1696.96	2407.38	1772.96	2483.38	2821.84	3205.07	3272.18	5408.89	3655.41
	84"(2134mm)	X	NW-4884-	S	CBN	1747.93	2474.53	1829.78	2556.38	2903.33	3300.65	3388.31	5647.26	3785.63
Rectangular Stanchion														
42" (1067mm)	60"(1524mm)	X	NW-4260-	S	CBS	\$ 1745.82	\$ 2387.45	\$ 1796.97	\$ 2438.60	\$ 2740.56	\$ 3063.88	\$ 3043.68	\$ 4324.68	\$ 3367.00
	66"(1676mm)	X	NW-4266-	S	CBS	1790.64	2446.43	1846.91	2502.70	2811.86	3147.51	3145.28	4548.52	3480.93
	72"(1829mm)	X	NW-4272-	S	CBS	1835.48	2505.43	1896.86	2566.81	2883.16	3231.14	3246.89	4772.38	3594.87
	78"(1981mm)	X	NW-4278-	S	CBS	1880.29	2564.40	1946.79	2630.90	2954.45	3314.78	3348.49	4996.22	3708.82
	84"(2134mm)	X	NW-4284-	S	CBS	1925.11	2623.39	1996.73	2695.01	3025.74	3398.40	3450.09	5220.07	3822.75
48" (1219mm)	60"(1524mm)	X	NW-4860-	S	CBS	\$1809.07	\$ 2470.93	\$ 1867.54	\$ 2529.40	\$ 2842.41	\$ 3183.35	\$ 3188.83	\$ 4469.83	\$ 3529.77
	66"(1676mm)	X	NW-4866-	S	CBS	1860.04	2538.09	1924.34	2602.39	2923.90	3278.94	3304.95	4708.19	3659.99
	72"(1829mm)	X	NW-4872-	S	CBS	1911.00	2605.23	1981.15	2675.38	3005.37	3374.50	3421.07	4946.56	3790.20
	78"(1981mm)	X	NW-4878-	S	CBS	1961.96	2672.38	2037.96	2748.38	3086.84	3470.07	3537.18	5184.91	3920.41
	84"(2134mm)	X	NW-4884-	S	CBS	2012.93	2739.53	2094.78	2821.38	3168.33	3565.65	3653.31	5423.29	4050.63

Convergent Worktop with Column Leg Wedge

Depth	Width	Number				HPL A		HPL B		Wood A Edge		Wood B Edge		
		①	②	③	④	J	F	J	F	1	U	1	5	U
.5H T-Support														
42" (1067mm)	60"(1524mm)	X	NW-4260-	S	CBH	\$ 2291.23	\$ 2932.86	\$ 2353.84	\$ 2995.47	\$ 4181.67	\$ 4504.99	\$ 4575.73	\$ 5856.73	\$ 4899.05
	66"(1676mm)	X	NW-4266-	S	CBH	2336.05	2991.84	2403.78	3059.57	4252.97	4588.62	4677.33	6080.57	5012.98
	72"(1829mm)	X	NW-4272-	S	CBH	2380.89	3050.84	2453.73	3123.68	4324.27	4672.25	4778.94	6304.43	5126.92
	78"(1981mm)	X	NW-4278-	S	CBH	2425.70	3109.81	2503.66	3187.77	4395.56	4755.89	4880.54	6528.27	5240.87
	84"(2134mm)	X	NW-4284-	S	CBH	2470.52	3168.80	2553.60	3251.88	4466.85	4839.51	4982.14	6752.12	5354.80
48" (1219mm)	60"(1524mm)	X	NW-4860-	S	CBH	\$ 2362.50	\$ 3024.36	\$ 2433.65	\$ 3095.51	\$ 4302.51	\$ 4643.45	\$ 4749.60	\$ 6030.60	\$ 5090.54
	66"(1676mm)	X	NW-4866-	S	CBH	2413.47	3091.52	2490.45	3168.50	4384.00	4739.04	4865.72	6268.96	5220.76
	72"(1829mm)	X	NW-4872-	S	CBH	2464.43	3158.66	2547.26	3241.49	4465.47	4834.60	4981.84	6507.33	5350.97
	78"(1981mm)	X	NW-4878-	S	CBH	2515.39	3225.81	2604.07	3314.49	4546.94	4930.17	5097.95	6745.68	5481.18
	84"(2134mm)	X	NW-4884-	S	CBH	2566.36	3292.96	2660.89	3387.49	4628.43	5025.75	5214.08	6984.06	5611.40
1H T-Support														
42" (1067mm)	60"(1524mm)	X	NW-4260-	S	CBP	\$ 2343.39	\$ 2985.02	\$ 2417.46	\$ 3059.09	\$ 4341.15	\$ 4664.47	\$ 4826.14	\$ 6107.14	\$ 5149.46
	66"(1676mm)	X	NW-4266-	S	CBP	2388.21	3044.00	2467.40	3123.19	4412.45	4748.10	4927.74	6330.98	5263.39
	72"(1829mm)	X	NW-4272-	S	CBP	2433.05	3103.00	2517.35	3187.30	4483.75	4831.73	5029.35	6554.84	5377.33
	78"(1981mm)	X	NW-4278-	S	CBP	2477.86	3161.97	2567.28	3251.39	4555.04	4915.37	5130.95	6778.68	5491.28
	84"(2134mm)	X	NW-4284-	S	CBP	2522.68	3220.96	2617.22	3315.50	4626.33	4998.99	5232.55	7002.53	5605.21
48" (1219mm)	60"(1524mm)	X	NW-4860-	S	CBP	\$ 2419.69	\$ 3081.55	\$ 2503.53	\$ 3165.39	\$ 4478.75	\$ 4819.69	\$ 5026.53	\$ 6307.53	\$ 5367.47
	66"(1676mm)	X	NW-4866-	S	CBP	2470.66	3148.71	2560.33	3238.38	4560.24	4915.28	5142.65	6545.89	5497.69
	72"(1829mm)	X	NW-4872-	S	CBP	2521.62	3215.85	2617.14	3311.37	4641.71	5010.84	5258.77	6784.26	5627.90
	78"(1981mm)	X	NW-4878-	S	CBP	2572.58	3283.00	2673.95	3384.37	4723.18	5106.41	5374.88	7022.61	5758.11
	84"(2134mm)	X	NW-4884-	S	CBP	2623.55	3350.15	2730.77	3457.37	4804.67	5201.99	5491.01	7260.99	5888.33
2H T-Support														
42" (1067mm)	60"(1524mm)	X	NW-4260-	S	CBF	\$ 2446.61	\$ 3088.24	\$ 2551.23	\$ 3192.86	\$ 4737.72	\$ 5061.04	\$ 5465.20	\$ 6746.20	\$ 5788.52
	66"(1676mm)	X	NW-4266-	S	CBF	2491.43	3147.22	2601.17	3256.96	4809.02	5144.67	5566.80	6970.04	5902.45
	72"(1829mm)	X	NW-4272-	S	CBF	2536.27	3206.22	2651.12	3321.07	4880.32	5228.30	5668.41	7193.90	6016.39
	78"(1981mm)	X	NW-4278-	S	CBF	2581.08	3265.19	2701.05	3385.16	4951.61	5311.94	5770.01	7417.74	6130.34
	84"(2134mm)	X	NW-4284-	S	CBF	2625.90	3324.18	2750.99	3449.27	5022.90	5395.56	5871.61	7641.59	6244.27
48" (1219mm)	60"(1524mm)	X	NW-4860-	S	CBF	\$ 2533.29	\$ 3195.15	\$ 2650.96	\$ 3312.82	\$ 4917.81	\$ 5258.75	\$ 5734.06	\$ 7015.06	\$ 6075.00
	66"(1676mm)	X	NW-4866-	S	CBF	2584.26	3262.31	2707.76	3385.81	4999.30	5354.34	5850.18	7253.42	6205.22
	72"(1829mm)	X	NW-4872-	S	CBF	2635.22	3329.45	2764.57	3458.80	5080.77	5449.90	5966.30	7491.79	6335.43
	78"(1981mm)	X	NW-4878-	S	CBF	2686.18	3396.60	2821.38	3531.80	5162.24	5545.47	6082.41	7730.14	6465.64
	84"(2134mm)	X	NW-4884-	S	CBF	2737.15	3463.75	2878.20	3604.80	5243.73	5641.05	6198.54	7968.52	6595.86

Convergent Worktop with Hoop Leg

Wedge Radius



XLNG-4272
XZNG-4272
Class RA

Features

- Includes 1.18" (30mm) thick worktop, one hoop leg, or wall side support option and attachment hardware.
- Reinforcement Bar added to 66" (1676mm), 72" (1829mm), 78" (1981mm) and 84" (2134mm) worktop with hoop leg.
- High-Pressure Laminate (HPL) worktop with 3mm edgeband or Knife edge applied to user and visitor edges. Ends capped with 1mm thick edgeband.
- Wood worktop with a choice of profiled edge (Square or Knife) applied to user and visitor edges.
- Double-cut veneers available with Square 3mm Radius edge or Knife edge.
- Top can be mounted using one of the following options: Flush Mount, 0.5H rectangular stanchion, 0.5H T-support, 1H T-support, or 2H T-support.
- Glides have .5" (13mm) height adjustment and are standard in black.
- Depth and width shown in nominal dimensions.
- Ships unassembled.

Specification Tips

- If Bevel edge or Flush Mount are specified, then the converging end will cope.
- Grommets are available for field installation; separately specified.
- For placement of 0.5H Rectangular Stanchion, 0.5H T-Support, 1.5H T-Support, and 1H T-Support, see Application Guide.
- Rectangular Stanchion, 0.5H T-Support, 1.5H T-Support and 1H T-Support mount to a separately specified credenza top with storage.
- 2H T-Support must attach to top with proper support, see Application Guide.
- 0.5H Rectangular Stanchion is hollow and has the ability to route cords through, field cutting grommets in credenza top and worktop are necessary.
- Flush Mount can be attached to desk shell or credenza top with proper support.
- May be used with separately specified Hinged Adaptable Modesty Panel or Fixed Adaptable Modesty Panel.

Electrical:

- For use with separately specified electrical components:
(Note: Options shown below require field cut modifications in the top. Ensure placement provides adequate clearance for table understructure.)
 - Flush Mounted Power Module with Plug or Hardwire
 - Enhanced Power Module Corded or Hardwire
 - Flip Top Unit Corded or Hardwire
 - Bezel Utility Module
 - Belong Power Suite
 - Shallow Hinged Cable Management Tray

To Order, Specify:

1) Product number, including:

1 Surface Option:

- L** Laminate
- Z** Wood

2 Edge Option:

Laminate:

- J** Edgeband
- F** Knife

Wood:

- 1** Square
- U** Knife

3 Orientation Option:

- R** Right-hand
- L** Left-hand

4 Grain Direction:

Laminate:

- N** No Grain Direction

Wood:

- F** Front-to-back
- S** Side-to-side

2) Laminate surface color or wood finish color.

3) Edge trim color (laminated only).

4) Base trim color.

Note: \$31.79 upcharge list for Grade B trim colors.

Convergent Worktop with Hoop Leg

Wedge Radius

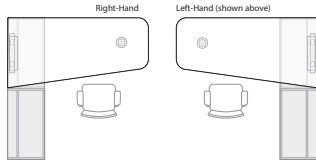
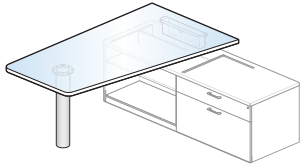
Depth	Width	Number				HPL A		HPL B		Wood A Edge		Wood B Edge	
		①	②	③	④	J	F	J	F	1	U	1	U
Flush Mount													
42"(1067mm)	60"(1524mm)	X	NG-4260-	S	HBN	\$ 1744.02	\$ 2525.65	\$ 1795.17	\$ 2576.80	\$2904.68	\$ 3368.00	\$ 3207.80	\$ 3671.12
	66"(1676mm)	X	NG-4266-	S	HBN	1788.84	2584.63	1845.11	2640.90	2975.98	3451.63	3309.40	3785.05
	72"(1829mm)	X	NG-4272-	S	HBN	1833.68	2643.63	1895.06	2705.01	3047.28	3535.26	3411.01	3898.99
	78"(1981mm)	X	NG-4278-	S	HBN	1878.49	2702.60	1944.99	2769.10	3118.57	3618.90	3512.61	4012.94
	84"(2134mm)	X	NG-4284-	S	HBN	1923.31	2761.59	1994.93	2833.21	3189.86	3702.52	3614.21	4126.87
48"(1219mm)	60"(1524mm)	X	NG-4860-	S	HBN	\$ 1807.27	\$ 2609.13	\$ 1865.74	\$ 2667.60	\$3006.53	\$ 3487.47	\$ 3352.95	\$ 3833.89
	66"(1676mm)	X	NG-4866-	S	HBN	1858.24	2676.29	1922.54	2740.59	3088.02	3583.06	3469.07	3964.11
	72"(1829mm)	X	NG-4872-	S	HBN	1909.20	2743.43	1979.35	2813.58	3169.49	3678.62	3585.19	4094.32
	78"(1981mm)	X	NG-4878-	S	HBN	1960.16	2810.58	2036.16	2886.58	3250.96	3774.19	3701.30	4224.53
	84"(2134mm)	X	NG-4884-	S	HBN	2011.13	2877.73	2092.98	2959.58	3332.45	3869.77	3817.43	4354.75
Rectangular Stanchion													
42"(1067mm)	60"(1524mm)	X	NG-4260-	S	HBS	\$2009.02	\$2790.65	\$2060.17	\$ 2841.80	\$ 3169.68	\$ 3633.00	\$ 3472.80	\$ 3936.12
	66"(1676mm)	X	NG-4266-	S	HBS	2053.84	2849.63	2110.11	2905.90	3240.98	3716.63	3574.40	4050.05
	72"(1829mm)	X	NG-4272-	S	HBS	2098.68	2908.63	2160.06	2970.01	3312.28	3800.26	3676.01	4163.99
	78"(1981mm)	X	NG-4278-	S	HBS	2143.49	2967.60	2209.99	3034.10	3383.57	3883.90	3777.61	4277.94
	84"(2134mm)	X	NG-4284-	S	HBS	2188.31	3026.59	2259.93	3098.21	3454.86	3967.52	3879.21	4391.87
48"(1219mm)	60"(1524mm)	X	NG-4860-	S	HBS	\$ 2072.27	\$ 2874.13	\$ 2130.74	\$ 2932.60	\$ 3271.53	\$ 3752.47	\$ 3617.95	\$ 4098.89
	66"(1676mm)	X	NG-4866-	S	HBS	2123.24	2941.29	2187.54	3005.59	3353.02	3848.06	3734.07	4229.11
	72"(1829mm)	X	NG-4872-	S	HBS	2174.20	3008.43	2244.35	3078.58	3434.49	3943.62	3850.19	4359.32
	78"(1981mm)	X	NG-4878-	S	HBS	2225.16	3075.58	2301.16	3151.58	3515.96	4039.19	3966.30	4489.53
	84"(2134mm)	X	NG-4884-	S	HBS	2276.13	3142.73	2357.98	3224.58	3597.45	4134.77	4082.43	4619.75

Convergent Worktop with Hoop Leg

Wedge Radius

Depth	Width	Number				HPL A		HPL B		Wood A Edge		Wood B Edge	
		①	②	③	④	J	F	J	F	1	U	1	U
.5H T-Support													
42"(1067mm)	60"(1524mm)	X	NG-4260-	S	HBH	\$ 2554.43	\$ 3336.06	\$ 2617.04	\$ 3398.67	\$ 4610.79	\$ 5074.11	\$ 5004.85	\$ 5468.17
	66"(1676mm)	X	NG-4266-	S	HBH	2599.25	3395.04	2666.98	3462.77	4682.09	5157.74	5106.45	5582.10
	72"(1829mm)	X	NG-4272-	S	HBH	2644.09	3454.04	2716.93	3526.88	4753.39	5241.37	5208.06	5696.04
	78"(1981mm)	X	NG-4278-	S	HBH	2688.90	3513.01	2766.86	3590.97	4824.68	5325.01	5309.66	5809.99
	84"(2134mm)	X	NG-4284-	S	HBH	2733.72	3572.00	2816.80	3655.08	4895.97	5408.63	5411.26	5923.92
48"(1219mm)	60"(1524mm)	X	NG-4860-	S	HBH	\$ 2625.70	\$ 3427.56	\$ 2696.85	\$ 3498.71	\$ 4731.63	\$ 5212.57	\$ 5178.72	\$ 5659.66
	66"(1676mm)	X	NG-4866-	S	HBH	2676.67	3494.72	2753.65	3571.70	4813.12	5308.16	5294.84	5789.88
	72"(1829mm)	X	NG-4872-	S	HBH	2727.63	3561.86	2810.46	3644.69	4894.59	5403.72	5410.96	5920.09
	78"(1981mm)	X	NG-4878-	S	HBH	2778.59	3629.01	2867.27	3717.69	4976.06	5499.29	5527.07	6050.30
	84"(2134mm)	X	NG-4884-	S	HBH	2829.56	3696.16	2924.09	3790.69	5057.55	5594.87	5643.20	6180.52
1H T-Support													
42"(1067mm)	60"(1524mm)	X	NG-4260-	S	HBP	\$ 2606.59	\$ 3388.22	\$ 2680.66	\$ 3462.29	\$ 4770.27	\$ 5233.59	\$ 5255.26	\$ 5718.58
	66"(1676mm)	X	NG-4266-	S	HBP	2651.41	3447.20	2730.60	3526.39	4841.57	5317.22	5356.86	5832.51
	72"(1829mm)	X	NG-4272-	S	HBP	2696.25	3506.20	2780.55	3590.50	4912.87	5400.85	5458.47	5946.45
	78"(1981mm)	X	NG-4278-	S	HBP	2741.06	3565.17	2830.48	3654.59	4984.16	5484.49	5560.07	6060.40
	84"(2134mm)	X	NG-4284-	S	HBP	2785.88	3624.16	2880.42	3718.70	5055.45	5568.11	5661.67	6174.33
48"(1219mm)	60"(1524mm)	X	NG-4860-	S	HBP	\$ 2682.89	\$ 3484.75	\$ 2766.73	\$ 3568.59	\$ 4907.87	\$ 5388.81	\$ 5455.65	\$ 5936.59
	66"(1676mm)	X	NG-4866-	S	HBP	2733.86	3551.91	2823.53	3641.58	4989.36	5484.40	5571.77	6066.81
	72"(1829mm)	X	NG-4872-	S	HBP	2784.82	3619.05	2880.34	3714.57	5070.83	5579.96	5687.89	6197.02
	78"(1981mm)	X	NG-4878-	S	HBP	2835.78	3686.20	2937.15	3787.57	5152.30	5675.53	5804.00	6327.23
	84"(2134mm)	X	NG-4884-	S	HBP	2886.75	3753.35	2993.97	3860.57	5233.79	5771.11	5920.13	6457.45
2H T-Support													
42"(1067mm)	60"(1524mm)	X	NG-4260-	S	HBH	\$ 2709.81	\$ 3491.44	\$ 2814.43	\$ 3596.06	\$ 5166.84	\$ 5630.16	\$ 5894.32	\$ 6357.64
	66"(1676mm)	X	NG-4266-	S	HBH	2754.63	3550.42	2864.37	3660.16	5238.14	5713.79	5995.92	6471.57
	72"(1829mm)	X	NG-4272-	S	HBH	2799.47	3609.42	2914.32	3724.27	5309.44	5797.42	6097.53	6585.51
	78"(1981mm)	X	NG-4278-	S	HBH	2844.28	3668.39	2964.25	3788.36	5380.73	5881.06	6199.13	6699.46
	84"(2134mm)	X	NG-4284-	S	HBH	2889.10	3727.38	3014.19	3852.47	5452.02	5964.68	6300.73	6813.39
48"(1219mm)	60"(1524mm)	X	NG-4860-	S	HBH	\$ 2796.49	\$ 3598.35	\$ 2914.16	\$ 3716.02	\$ 5346.93	\$ 5827.87	\$ 6163.18	\$ 6644.12
	66"(1676mm)	X	NG-4866-	S	HBH	2847.46	3665.51	2970.96	3789.01	5428.42	5923.46	6279.30	6774.34
	72"(1829mm)	X	NG-4872-	S	HBH	2898.42	3732.65	3027.77	3862.00	5509.89	6019.02	6395.42	6904.55
	78"(1981mm)	X	NG-4878-	S	HBH	2949.38	3799.80	3084.58	3935.00	5591.36	6114.59	6511.53	7034.76
	84"(2134mm)	X	NG-4884-	S	HBH	3000.35	3866.95	3141.40	4008.00	5672.85	6210.17	6627.66	7164.98

Convergent Worktop with Column Leg Wedge Radius



XLNG-4272
XZNG-4272
Class RA

Features

- Includes 1.18"(30mm) thick worktop, one column leg, or wall side support option and attachment hardware.
- High-Pressure Laminate (HPL) worktop with 3mm edgeband applied to user and visitor edges. Ends capped with 1mm thick edgeband.
- Wood worktop with a choice of profiled edge (Square) applied to user and visitor edges.
- Double-cut veneers available with Square 3mm Radius edge only.
- Top can be mounted using one of the following options: Flush Mount, regular 0.5H stanchion, 0.5H T-support, 1H T-support, or 2H T-support.
- Glides have .5"(13mm) height adjustment and are standard in black.
- Grommets are available for field installation; separately specified.
- Depth and width shown in nominal dimensions.
- Ships unassembled.

Specification Tips

- Not designed to stand alone.
- Must be attached to a 1.5H lower storage unit; 18"(457mm) or 23"(584mm)D.
- The stanchion is typically positioned above the back raceway of the 1.5H lower storage.
- The stanchion mounts to a separately specified credenza top.
- Stanchion screws to credenza top; field installed. See Specification Guide for location details.
- May be used with separately specified Adaptable Modesty Panel.

Electrical:

- For use with separately specified electrical components:
(Note: All of the options shown below require field cut mounting holes in the top. Ensure placement provides adequate clearance for table understructure.)
 - Flush Mounted Power Module with Plug or Hardwire
 - Enhanced Power Module Corded or Hardwire
 - Flip Top Unit Corded or Hardwire
 - Bezel Utility Module
 - Shallow Hinged Cable Management Tray

To Order, Specify:

1) Product number, including:

1 Surface Option:

- L** Laminate
- Z** Wood

2 Edge Option:

- Laminate:
- J** Edgeband
 - F** Knife

Wood:

- 1** Square
- U** Knife

3 Orientation Option:

- R** Right-hand
- L** Left-hand

4 Grain Direction:

- Laminate:
- N** No Grain Direction

Wood:

- F** Front-to-back
- S** Side-to-side

2) Laminate surface color or wood finish color.

3) Edge trim color (laminated only).

4) Base trim color.

Note: \$31.79 upcharge list for Grade B trim colors.

Convergent Worktop with Column Leg

Wedge Radius

Depth	Width	Number				HPL A		HPL B		Wood A Edge		Wood B Edge	
		①	②	③	④	J	F	J	F	1	U	1	U
Flush Mount													
42"(1067mm)	60"(1524mm)	X	NG-4260-	S	CBN	\$ 1700.42	\$2342.05	\$ 1751.57	\$ 2393.20	\$ 2861.08	\$ 3184.40	\$ 3164.20	\$ 3487.52
	66"(1676mm)	X	NG-4266-	S	CBN	1745.24	2401.03	1801.51	2457.30	2932.38	3268.03	3265.80	3601.45
	72"(1829mm)	X	NG-4272-	S	CBN	1790.08	2460.03	1851.46	2521.41	3003.68	3351.66	3367.41	3715.39
	78"(1981mm)	X	NG-4278-	S	CBN	1834.89	2519.00	1901.39	2585.50	3074.97	3435.30	3469.01	3829.34
	84"(2134mm)	X	NG-4284-	S	CBN	1879.71	2577.99	1951.33	2649.61	3146.26	3518.92	3570.61	3943.27
48"(1219mm)	60"(1524mm)	X	NG-4860-	S	CBN	\$ 1763.67	\$2425.53	\$ 1822.14	\$ 2484.00	\$2962.93	\$3303.87	\$3309.35	\$3650.29
	66"(1676mm)	X	NG-4866-	S	CBN	1814.64	2492.69	1878.94	2556.99	3044.42	3399.46	3425.47	3780.51
	72"(1829mm)	X	NG-4872-	S	CBN	1865.60	2559.83	1935.75	2629.98	3125.89	3495.02	3541.59	3910.72
	78"(1981mm)	X	NG-4878-	S	CBN	1916.56	2626.98	1992.56	2702.98	3207.36	3590.59	3657.70	4040.93
	84"(2134mm)	X	NG-4884-	S	CBN	1967.53	2694.13	2049.38	2775.98	3288.85	3686.17	3773.83	4171.15
Rectangular Stanchion													
42"(1067mm)	60"(1524mm)	X	NG-4260-	S	CBS	\$ 1965.42	\$2607.05	\$ 2016.57	\$ 2658.20	\$ 3126.08	\$3449.40	\$3429.20	\$ 3752.52
	66"(1676mm)	X	NG-4266-	S	CBS	2010.24	2666.03	2066.51	2722.30	3197.38	3533.03	3530.80	3866.45
	72"(1829mm)	X	NG-4272-	S	CBS	2055.08	2725.03	2116.46	2786.41	3268.68	3616.66	3632.41	3980.39
	78"(1981mm)	X	NG-4278-	S	CBS	2099.89	2784.00	2166.39	2850.50	3339.97	3700.30	3734.01	4094.34
	84"(2134mm)	X	NG-4284-	S	CBS	2144.71	2842.99	2216.33	2914.61	3411.26	3783.92	3835.61	4208.27
48"(1219mm)	60"(1524mm)	X	NG-4860-	S	CBS	\$2028.67	\$2690.53	\$ 2087.14	\$ 2749.00	\$ 3227.93	\$3568.87	\$ 3574.35	\$ 3915.29
	66"(1676mm)	X	NG-4866-	S	CBS	2079.64	2757.69	2143.94	2821.99	3309.42	3664.46	3690.47	4045.51
	72"(1829mm)	X	NG-4872-	S	CBS	2130.60	2824.83	2200.75	2894.98	3390.89	3760.02	3806.59	4175.72
	78"(1981mm)	X	NG-4878-	S	CBS	2181.56	2891.98	2257.56	2967.98	3472.36	3855.59	3922.70	4305.93
	84"(2134mm)	X	NG-4884-	S	CBS	2232.53	2959.13	2314.38	3040.98	3553.85	3951.17	4038.83	4436.15

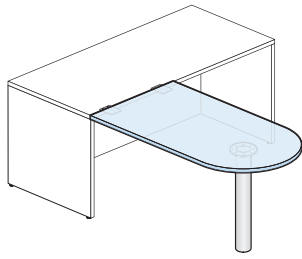
Convergent Worktop with Column Leg

Wedge Radius

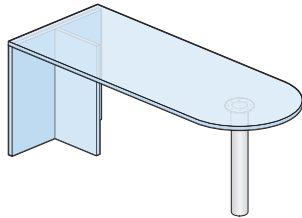
Depth	Width	Number				HPL A		HPL B		Wood A Edge		Wood B Edge	
		①	②	③	④	J	F	J	F	1	U	1	U
.5H T-Support													
42"(1067mm)	60"(1524mm)	X	NG-4260-	S	CBH	\$ 2510.83	\$ 3152.46	\$ 2573.44	\$ 3215.07	\$ 4567.19	\$ 4890.51	\$ 4961.25	\$ 5284.57
	66"(1676mm)	X	NG-4266-	S	CBH	2555.65	3211.44	2623.38	3279.17	4638.49	4974.14	5062.85	5398.50
	72"(1829mm)	X	NG-4272-	S	CBH	2600.49	3270.44	2673.33	3343.28	4709.79	5057.77	5164.46	5512.44
	78"(1981mm)	X	NG-4278-	S	CBH	2645.30	3329.41	2723.26	3407.37	4781.08	5141.41	5266.06	5626.39
	84"(2134mm)	X	NG-4284-	S	CBH	2690.12	3388.40	2773.20	3471.48	4852.37	5225.03	5367.66	5740.32
48"(1219mm)	60"(1524mm)	X	NG-4860-	S	CBH	\$ 2582.10	\$ 3243.96	\$ 2653.25	\$ 3315.11	\$ 4688.03	\$ 5028.97	\$ 5135.12	\$ 5476.06
	66"(1676mm)	X	NG-4866-	S	CBH	2633.07	3311.12	2710.05	3388.10	4769.52	5124.56	5251.24	5606.28
	72"(1829mm)	X	NG-4872-	S	CBH	2684.03	3378.26	2766.86	3461.09	4850.99	5220.12	5367.36	5736.49
	78"(1981mm)	X	NG-4878-	S	CBH	2734.99	3445.41	2823.67	3534.09	4932.46	5315.69	5483.47	5866.70
	84"(2134mm)	X	NG-4884-	S	CBH	2785.96	3512.56	2880.49	3607.09	5013.95	5411.27	5599.60	5996.92
1H T-Support													
42"(1067mm)	60"(1524mm)	X	NG-4260-	S	CBP	\$ 2562.99	\$ 3204.62	\$ 2637.06	\$ 3278.69	\$ 4726.67	\$ 5049.99	\$ 5211.66	\$ 5534.98
	66"(1676mm)	X	NG-4266-	S	CBP	2607.81	3263.60	2687.00	3342.79	4797.97	5133.62	5313.26	5648.91
	72"(1829mm)	X	NG-4272-	S	CBP	2652.65	3322.60	2736.95	3406.90	4869.27	5217.25	5414.87	5762.85
	78"(1981mm)	X	NG-4278-	S	CBP	2697.46	3381.57	2786.88	3470.99	4940.56	5300.89	5516.47	5876.80
	84"(2134mm)	X	NG-4284-	S	CBP	2742.28	3440.56	2836.82	3535.10	5011.85	5384.51	5618.07	5990.73
48"(1219mm)	60"(1524mm)	X	NG-4860-	S	CBP	\$ 2639.29	\$ 3301.15	\$ 2723.13	\$ 3384.99	\$ 4864.27	\$ 5205.21	\$ 5412.05	\$ 5752.99
	66"(1676mm)	X	NG-4866-	S	CBP	2690.26	3368.31	2779.93	3457.98	4945.76	5300.80	5528.17	5883.21
	72"(1829mm)	X	NG-4872-	S	CBP	2741.22	3435.45	2836.74	3530.97	5027.23	5396.36	5644.29	6013.42
	78"(1981mm)	X	NG-4878-	S	CBP	2792.18	3502.60	2893.55	3603.97	5108.70	5491.93	5760.40	6143.63
	84"(2134mm)	X	NG-4884-	S	CBP	2843.15	3569.75	2950.37	3676.97	5190.19	5587.51	5876.53	6273.85
2H T-Support													
42"(1067mm)	60"(1524mm)	X	NG-4260-	S	CBF	\$ 2666.21	\$ 3307.84	\$ 2770.83	\$ 3412.46	\$ 5123.24	\$ 5446.56	\$ 5850.72	\$ 6174.04
	66"(1676mm)	X	NG-4266-	S	CBF	2711.03	3366.82	2820.77	3476.56	5194.54	5530.19	5952.32	6287.97
	72"(1829mm)	X	NG-4272-	S	CBF	2755.87	3425.82	2870.72	3540.67	5265.84	5613.82	6053.93	6401.91
	78"(1981mm)	X	NG-4278-	S	CBF	2800.68	3484.79	2920.65	3604.76	5337.13	5697.46	6155.53	6515.86
	84"(2134mm)	X	NG-4284-	S	CBF	2845.50	3543.78	2970.59	3668.87	5408.42	5781.08	6257.13	6629.79
48"(1219mm)	60"(1524mm)	X	NG-4860-	S	CBF	\$ 2752.89	\$ 3414.75	\$ 2870.56	\$ 3532.42	\$ 5303.33	\$ 5644.27	\$ 6119.58	\$ 6460.52
	66"(1676mm)	X	NG-4866-	S	CBF	2803.86	3481.91	2927.36	3605.41	5384.82	5739.86	6235.70	6590.74
	72"(1829mm)	X	NG-4872-	S	CBF	2854.82	3549.05	2984.17	3678.40	5466.29	5835.42	6351.82	6720.95
	78"(1981mm)	X	NG-4878-	S	CBF	2905.78	3616.20	3040.98	3751.40	5547.76	5930.99	6467.93	6851.16
	84"(2134mm)	X	NG-4884-	S	CBF	2956.75	3683.35	3097.80	3824.40	5629.25	6026.57	6584.06	6981.38

Convergent Worktop with Column Leg

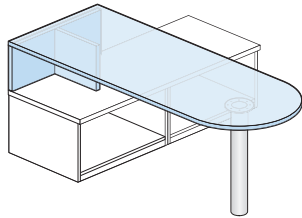
D-Worktop



XLND-NS
XZND-NS



XLYD-SF
XZYB-SF
48"-96" widths



XLYD-SP
XZYD-SP
72"-96" widths
Class RA

Features

- Includes 1.18" (30mm) worktop, column leg with wall side support options, and attachment hardware.
- High-Pressure Laminate (HPL) worktop with 3mm edgeband or Knife edge applied to user and visitor edges only. Ends capped with 1mm thick edgeband. All other components finished in laminate with 1mm thick edgeband.
- Worktop with a choice of profiled edge (Square, Bevel or Knife) applied to user and visitor edges.
- Double-cut veneers available with Square 3mm Radius edge or Knife edge.
- Top can be mounted using one of the following options: Flush Mount, rectangular stanchion, 0.5H T-support, 1H T-support, or 2H T-support.
- 4" (102mm) diameter column leg with 0.5" (13mm) adjustment.
- Shipped unassembled.

Specification Tips

- Not designed to stand alone.
- See Application Rules in Specification Guide.
- Accommodates separately specified center drawer.
- Separately specified grommets can be field installed in desk worksurface.
- For placement of Rectangular Stanchion, 0.5H T-Support, 1.5H T-Support, and 1H T-Support, see Application Guide.
- Rectangular Stanchion, 0.5H T-Support, 1.5H T-Support and 1H T-Support mount to a separately specified credenza top with storage.
- 2H T-Support must attach to top with proper support, see Application Guide.
- Rectangular Stanchion is hollow and has the ability to route cords through, field cutting grommets in credenza top and worktop are necessary.
- Flush Mount can be attached to desk shell or credenza top with proper support.
- May be used with separately specified Hinged Adaptable Modesty Panel or Fixed Adaptable Modesty Panel.

Electrical:

- For use with separately specified electrical components:
(Note: All of the options shown below require field cut mounting holes in the top. Ensure placement provides adequate clearance for table understructure.)
 - Flush Mounted Power Module with Plug or Hardwire
 - Enhanced Power Module Corded or Hardwire
 - Flip Top Unit Corded or Hardwire
 - Bezel Utility Module
 - Shallow Hinged Cable Management Tray

To Order, Specify:

1) Product number, including:

1 Surface Option:

- L** Laminate
- Z** Wood

2 Edge Option:

- Laminate:
- J** Edgeband
 - F** Knife

Wood:

- 1** Square
- 5** Bevel
- U** Knife

3 Grain Direction:

- Laminate:
- N** No Grain Direction

Wood:

- F** Front-to-back
- S** Side-to-side

- Laminate surface color or wood finish color.
- Edge trim color (laminate only).
- T-Support (if applicable) Laminate surface color or wood finish Color.
- T-Support Edge trim color (if applicable). Laminate only.
- Base trim color.

Note: \$31.79 upcharge list for Grade B trim colors.

Depth	Width	Number			HPL A		HPL B		Wood A Edge		Wood B Edge			
		1	2	3	J	F	J	F	1	U	1	5	U	
Flush Mount														
30" (762mm)	30"(762mm)	X	ND-3030-	SNCBN	\$	991.49	\$1498.03	\$1008.30	\$1514.84	\$2018.08	\$2292.64	\$2139.87	\$4454.17	\$2414.43
	36"(914mm)	X	ND-3036-	SNCBN		1020.98	1536.83	1041.15	1557.00	2073.86	2358.32	2220.00	4671.77	2504.46
	42"(1067mm)	X	ND-3042-	SNCBN		1050.49	1575.65	1074.02	1599.18	2129.61	2423.98	2300.12	4889.36	2594.49
	48"(1219mm)	X	ND-3048-	SNCBN		1079.98	1614.44	1106.87	1641.33	2185.37	2489.65	2380.23	5106.95	2684.51
	54"(1372mm)	X	ND-3054-	SNCBN		1109.47	1653.24	1139.72	1683.49	2241.12	2555.31	2460.34	5324.53	2774.53
	60"(1524mm)	X	ND-3060-	SNCBN		1138.96	1692.04	1172.58	1725.66	2296.87	2620.97	2540.45	5542.12	2864.55
	66"(1676mm)	X	ND-3066-	SNCBN		1168.46	1730.85	1205.43	1767.82	2352.64	2686.66	2620.58	5759.72	2954.60
	72"(1829mm)	X	ND-3072-	SNCBN		1197.94	1769.64	1238.27	1809.97	2408.39	2752.32	2700.69	5977.31	3044.62
36" (914mm)	36"(914mm)	X	ND-3636-	SNCBN	\$	1056.05	\$1583.07	\$1080.25	\$1607.27	\$2140.75	\$2437.11	\$2316.13	\$5073.25	\$2612.49
	42"(1067mm)	X	ND-3642-	SNCBN		1091.09	1629.28	1119.33	1657.52	2207.67	2515.92	2412.27	5306.86	2720.52
	48"(1219mm)	X	ND-3648-	SNCBN		1126.14	1675.50	1158.41	1707.77	2274.57	2594.71	2508.41	5540.48	2828.55
	54"(1372mm)	X	ND-3654-	SNCBN		1161.19	1721.72	1197.50	1758.03	2341.49	2673.53	2604.55	5774.09	2936.59
	66"(1676mm)	X	ND-3666-	SNCBN		1231.29	1814.16	1275.66	1858.53	2475.31	2831.13	2796.83	6241.32	3152.65
	72"(1829mm)	X	ND-3672-	SNCBN		1266.34	1860.38	1314.74	1908.78	2542.21	2909.92	2892.97	6474.93	3260.68
	78"(1981mm)	X	ND-3678-	SNCBN		1301.41	1906.62	1353.85	1959.06	2609.13	2988.73	2989.11	6708.55	3368.71

Convergent Worktop with Column Leg

D-Worktop

Depth	Width	Number			HPL A		HPL B		Wood A Edge		Wood B Edge		
		①	②	③	J	F	J	F	1	U	1	5	U
Rectangular Stanchion													
30" (762mm)	72"(1829mm)	X	ND-3072-	SNCBS	\$ 1419.21	\$ 1990.91	\$ 1459.54	\$ 2031.24	\$ 2629.66	\$ 2973.59	\$ 2921.96	\$ 6198.58	\$ 3265.89
	78"(1981mm)	X	ND-3078-	SNCBS	1448.69	2029.70	1492.39	2073.40	2685.42	3039.26	3002.07	6416.16	3355.91
	84"(2134mm)	X	ND-3084-	SNCBS	1478.19	2068.51	1525.25	2115.57	2741.17	3104.92	3082.18	6633.74	3445.93
	90"(2286mm)	X	ND-3090-	SNCBS	1507.68	2107.30	1558.11	2157.73	2796.94	3170.60	3162.30	6851.34	3535.96
36" (914mm)	72"(1829mm)	X	ND-3672-	SNCBS	\$ 1487.61	\$ 2081.65	\$ 1536.01	\$ 2130.05	\$ 2763.48	\$ 3131.19	\$ 3114.24	\$ 6696.20	\$ 3481.95
	78"(1981mm)	X	ND-3678-	SNCBS	1522.68	2127.89	1575.12	2180.33	2830.40	3210.00	3210.38	6929.82	3589.98
	84"(2134mm)	X	ND-3684-	SNCBS	1557.73	2174.11	1614.20	2230.58	2897.31	3288.80	3306.52	7163.43	3698.01
	90"(2286mm)	X	ND-3690-	SNCBS	1592.77	2220.32	1653.28	2280.83	2964.22	3367.61	3402.66	7397.05	3806.05
	96"(2438mm)	X	ND-3696-	SNCBS	1627.83	2266.55	1692.37	2331.09	3031.12	3446.41	3498.79	7630.65	3914.08
.5H T-Support													
30" (762mm)	72"(1829mm)	X	ND-3072-	SNCBH	\$ 1773.22	\$ 2344.92	\$ 1813.55	\$ 2385.25	\$ 3483.91	\$ 3827.84	\$ 3776.21	\$ 7052.83	\$ 4120.14
	78"(1981mm)	X	ND-3078-	SNCBH	1802.70	2383.71	1846.40	2427.41	3539.67	3893.51	3856.32	7270.41	4210.16
	84"(2134mm)	X	ND-3084-	SNCBH	1832.20	2422.52	1879.26	2469.58	3595.42	3959.17	3936.43	7487.99	4300.18
	90"(2286mm)	X	ND-3090-	SNCBH	1861.69	2461.31	1912.12	2511.74	3651.19	4024.85	4016.55	7705.59	4390.21
36" (914mm)	72"(1829mm)	X	ND-3672-	SNCBH	\$ 1858.79	\$ 2452.83	\$ 1907.19	\$ 2501.23	\$ 3657.56	\$ 4025.27	\$ 4008.32	\$ 7590.28	\$ 4376.03
	78"(1981mm)	X	ND-3678-	SNCBH	1893.86	2499.07	1946.30	2551.51	3724.48	4104.08	4104.46	7823.90	4484.06
	84"(2134mm)	X	ND-3684-	SNCBH	1928.91	2545.29	1985.38	2601.76	3791.39	4182.88	4200.60	8057.51	4592.09
	90"(2286mm)	X	ND-3690-	SNCBH	1963.95	2591.50	2024.46	2652.01	3858.30	4261.69	4296.74	8291.13	4700.13
	96"(2438mm)	X	ND-3696-	SNCBH	1999.01	2637.73	2063.55	2702.27	3925.20	4340.49	4392.87	8524.73	4808.16
1H T-Support													
30" (762mm)	72"(1829mm)	X	ND-3072-	SNCBP	\$ 1800.68	\$ 2372.38	\$ 1841.01	\$ 2412.71	\$ 3593.67	\$ 3937.60	\$ 3885.97	\$ 7162.59	\$ 4229.90
	78"(1981mm)	X	ND-3078-	SNCBP	1830.16	2411.17	1873.86	2454.87	3649.43	4003.27	3966.08	7380.17	4319.92
	84"(2134mm)	X	ND-3084-	SNCBP	1859.66	2449.98	1906.72	2497.04	3705.18	4068.93	4046.19	7597.75	4409.94
	90"(2286mm)	X	ND-3090-	SNCBP	1889.15	2488.77	1939.58	2539.20	3760.95	4134.61	4126.31	7815.35	4499.97
36" (914mm)	72"(1829mm)	X	ND-3672-	SNCBP	\$ 1892.82	\$ 2486.86	\$ 1941.22	\$ 2535.26	\$ 3797.57	\$ 4165.28	\$ 4148.33	\$ 7730.29	\$ 4516.04
	78"(1981mm)	X	ND-3678-	SNCBP	1927.89	2533.10	1980.33	2585.54	3864.49	4244.09	4244.47	7963.91	4624.07
	84"(2134mm)	X	ND-3684-	SNCBP	1962.94	2579.32	2019.41	2635.79	3931.40	4322.89	4340.61	8197.52	4732.10
	90"(2286mm)	X	ND-3690-	SNCBP	1997.98	2625.53	2058.49	2686.04	3998.31	4401.70	4436.75	8431.14	4840.14
	96"(2438mm)	X	ND-3696-	SNCBP	2033.04	2671.76	2097.58	2736.30	4065.21	4480.50	4532.88	8664.74	4948.17

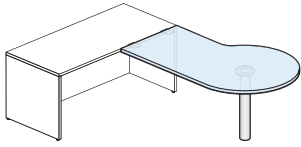
Convergent Worktop with Column Leg

D-Worktop

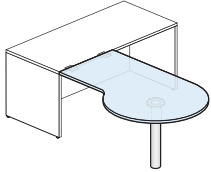
Depth	Width	Number			HPL A		HPL B		Wood A Edge		Wood B Edge		
		①	②	③	J	F	J	F	1	U	1	5	U
2H T-Support													
30" (762mm)	48"(1219mm)	X	ND-3048-	SNOCBF	\$ 1733.65	\$ 2268.11	\$ 1760.54	\$ 2295.00	\$ 3644.60	\$ 3948.88	\$ 3839.46	\$ 6566.18	\$ 4143.74
	54"(1372mm)	X	ND-3054-	SNOCBF	1763.14	2306.91	1793.39	2337.16	3700.35	4014.54	3919.57	6783.76	4233.76
	60"(1524mm)	X	ND-3060-	SNOCBF	1792.63	2345.71	1826.25	2379.33	3756.10	4080.20	3999.68	7001.35	4323.78
	66"(1676mm)	X	ND-3066-	SNOCBF	1822.13	2384.52	1859.10	2421.49	3811.87	4145.89	4079.81	7218.95	4413.83
	72"(1829mm)	X	ND-3072-	SNOCBF	1851.61	2423.31	1891.94	2463.64	3867.62	4211.55	4159.92	7436.54	4503.85
	78"(1981mm)	X	ND-3078-	SNOCBF	1881.09	2462.10	1924.79	2505.80	3923.38	4277.22	4240.03	7654.12	4593.87
	84"(2134mm)	X	ND-3084-	SNOCBF	1910.59	2500.91	1957.65	2547.97	3979.13	4342.88	4320.14	7871.70	4683.89
	90"(2286mm)	X	ND-3090-	SNOCBF	1940.08	2539.70	1990.51	2590.13	4034.90	4408.56	4400.26	8089.30	4773.92
36" (914mm)	48"(1219mm)	X	ND-3648-	SNOCBF	\$ 1816.68	\$ 2366.04	\$ 1848.95	\$ 2398.31	\$ 3881.15	\$ 4201.29	\$ 4114.99	\$ 7147.06	\$ 4435.13
	54"(1372mm)	X	ND-3654-	SNOCBF	1851.73	2412.26	1888.04	2448.57	3948.07	4280.11	4211.13	7380.67	4543.17
	60"(1524mm)	X	ND-3660-	SNOCBF	1886.79	2458.49	1927.12	2498.82	4014.97	4358.90	4307.27	7614.28	4651.20
	66"(1676mm)	X	ND-3666-	SNOCBF	1921.83	2504.70	1966.20	2549.07	4081.89	4437.71	4403.41	7847.90	4759.23
	72"(1829mm)	X	ND-3672-	SNOCBF	1956.88	2550.92	2005.28	2599.32	4148.79	4516.50	4499.55	8081.51	4867.26
	78"(1981mm)	X	ND-3678-	SNOCBF	1991.95	2597.16	2044.39	2649.60	4215.71	4595.31	4595.69	8315.13	4975.29
	84"(2134mm)	X	ND-3684-	SNOCBF	2027.00	2643.38	2083.47	2699.85	4282.62	4674.11	4691.83	8548.74	5083.32
	90"(2286mm)	X	ND-3690-	SNOCBF	2062.04	2689.59	2122.55	2750.10	4349.53	4752.92	4787.97	8782.36	5191.36
	96"(2438mm)	X	ND-3696-	SNOCBF	2097.10	2735.82	2161.64	2800.36	4416.43	4831.72	4884.10	9015.96	5299.39

Convergent Worktop with Column Leg

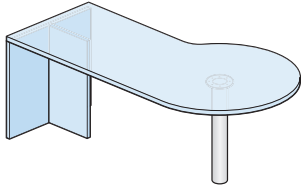
P-Worktop



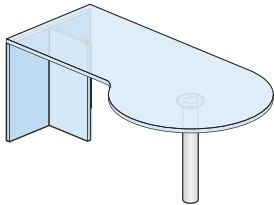
XLNP-RS
XTNP-RS
XZNP-RS
(Right-hand shown)



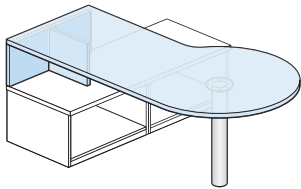
XLNP-LS
XZNP-LS
(Left-hand shown)



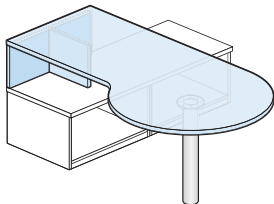
(Right-hand shown)



XLYP-SF
XZYP-SF
(Left-hand shown)



(Right-hand shown)



XLYP-SP
XZYP-SP
(Left-hand shown)
Class RA

Features

- Includes 1.18"(30mm) worktop, column leg and attachment hardware.
- High-Pressure Laminate (HPL) worktop with 3mm edgeband applied to user and visitor edges only. Ends capped with 1mm thick edgeband. All other components finished in laminate with 1mm thick edgeband.
- Worktop with a choice of profiled edge (Square or Bevel) applied to user and visitor edges.
- Double-cut veneers available with Square 3mm Radius edge only.
- Top can be mounted using one of the following options: Flush Mount, regular stanchion, 1H T-support, or 2H T-support.
- 4"(102mm) diameter column leg with 3"(76mm) adjustment.
- Shipped unassembled.

Specification Tips

- Not designed to stand alone.
- See Application Rules in Specification Guide.
- Accommodates separately specified center drawer.
- Separately specified grommets can be field installed in desk worktop.

To Order, Specify:

1) Product number, including:

1 Edge Option:

Wood:

1 Square

5 Bevel

2 Orientation Option:

R Right-hand

L Left-hand

2) Laminate surface color or wood finish color.

3) Edge trim color (laminate only).

4) Base trim color.

Note: \$31.79 upcharge list for Grade B trim colors.

Convergent Worktop with Column Leg

P-Worktop

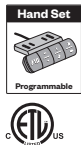
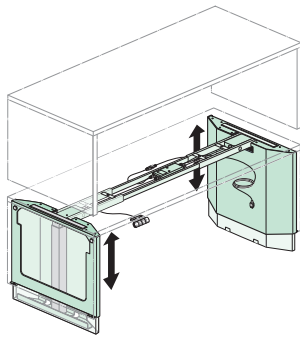
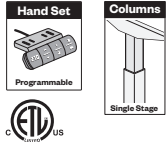
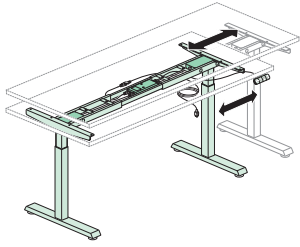
Depth	Width	Number 12	HPL	
			A	B
HPL Flush Mount				
30"(762mm)	54"(1372mm)	XLNP-3054-JS N	\$ 1246.11	\$ 1345.77
	60"(1524mm)	XLNP-3060-JS N	1315.32	1414.98
	66"(1676mm)	XLNP-3066-JS N	1384.53	1484.19
	72"(1829mm)	XLNP-3072-JS N	1453.74	1553.40
36"(914mm)	66"(1676mm)	XLNP-3666-JS N	\$ 1425.35	\$ 1525.01
	72"(1829mm)	XLNP-3672-JS N	1494.56	1594.22
	78"(1981mm)	XLNP-3678-JS N	1563.77	1663.43
HPL 1H T-Support				
30"(762mm)	72"(1829mm)	XLYP-3072-JS NP	\$ 1883.32	\$ 2075.94
	78"(1981mm)	XLYP-3078-JS NP	1946.18	2143.84
	84"(2134mm)	XLYP-3084-JS NP	2009.04	2211.74
	90"(2286mm)	XLYP-3090-JS NP	2071.90	2321.44
36"(914mm)	78"(1981mm)	XLYP-3678-JS NP	\$ 2062.92	\$ 2269.94
	84"(2134mm)	XLYP-3684-JS NP	2134.76	2347.54
	90"(2286mm)	XLYP-3690-JS NP	2206.60	2425.14
	96"(2438mm)	XLYP-3696-JS NP	2278.44	2502.74
HPL 2H T-Support				
30"(762mm)	54"(1372mm)	XLYP-3054-JS NF	\$ 1923.72	\$ 2101.22
	60"(1524mm)	XLYP-3060-JS NF	1986.58	2169.12
	66"(1676mm)	XLYP-3066-JS NF	2049.44	2237.02
	72"(1829mm)	XLYP-3072-JS NF	2112.30	2304.92
	78"(1981mm)	XLYP-3078-JS NF	2175.16	2372.82
	84"(2134mm)	XLYP-3084-JS NF	2238.02	2440.72
	90"(2286mm)	XLYP-3090-JS NF	2300.88	2508.62
36"(914mm)	66"(1676mm)	XLYP-3666-JS NF	\$ 2148.22	\$ 2343.72
	72"(1829mm)	XLYP-3672-JS NF	2220.06	2421.32
	78"(1981mm)	XLYP-3678-JS NF	2291.90	2498.92
	84"(2134mm)	XLYP-3684-JS NF	2363.74	2576.52
	90"(2286mm)	XLYP-3690-JS NF	2435.58	2654.12
	96"(2438mm)	XLYP-3696-JS NF	2507.42	2731.72

Convergent Worktop with Column Leg P-Worktop

Depth	Width	Number ① ②	Wood A	Wood B	5
			Edge	Edge	
			1	1	
Wood Flush Mount					
30"(762mm)	54"(1372mm)	XZNP-3054- S S	\$ 3352.24	\$ 3691.65	\$ 4116.28
	60"(1524mm)	XZNP-3060- S S	3482.62	3835.37	4260.00
	66"(1676mm)	XZNP-3066- S S	3613.00	3979.09	4403.72
	72"(1829mm)	XZNP-3072- S S	3743.38	4122.81	4547.44
36"(914mm)	66"(1676mm)	XZNP-3666- S S	\$3653.82	\$4026.58	\$4560.60
	72"(1829mm)	XZNP-3672- S S	3784.20	4170.30	4704.32
	78"(1981mm)	XZNP-3678- S S	3914.58	4314.02	4848.04
Wood 1H T-Support					
30"(762mm)	72"(1829mm)	XZYP-3072- S SP	\$4058.90	\$4479.97	\$ 5149.62
	78"(1981mm)	XZYP-3078- S SP	4316.43	4754.58	5424.23
	84"(2134mm)	XZYP-3084- S SP	4573.96	5029.19	5698.84
	90"(2286mm)	XZYP-3090- S SP	4831.49	5303.80	5973.45
36"(914mm)	78"(1981mm)	XZYP-3678- S SP	4794.70	5264.57	5934.22
	84"(2134mm)	XZYP-3684- S SP	5089.02	5578.41	6248.06
	90"(2286mm)	XZYP-3690- S SP	5383.34	5892.25	6561.90
	96"(2438mm)	XZYP-3696- S SP	5677.66	6206.09	6875.74
Wood 2H T-Support					
30"(762mm)	54"(1372mm)	XZYP-3054- S SF	\$ 3515.29	\$3885.12	\$ 4267.25
	60"(1524mm)	XZYP-3060- S SF	3772.82	4159.73	4541.86
	66"(1676mm)	XZYP-3066- S SF	4030.35	4434.34	5103.99
	72"(1829mm)	XZYP-3072- S SF	4287.88	4708.95	5378.60
	78"(1981mm)	XZYP-3078- S SF	4545.41	4983.56	5653.21
	84"(2134mm)	XZYP-3084- S SF	4802.94	5258.17	5927.82
	90"(2286mm)	XZYP-3090- S SF	5060.47	5532.78	6202.43
	36"(914mm)	66"(1676mm)	XZYP-3666- S SF	\$4435.04	\$4865.87
72"(1829mm)		XZYP-3672- S SF	4729.36	5179.71	5849.36
78"(1981mm)		XZYP-3678- S SF	5023.68	5493.55	6163.20
84"(2134mm)		XZYP-3684- S SF	5318.00	5807.39	6477.04
90"(2286mm)		XZYP-3690- S SF	5612.32	6121.23	6790.88
96"(2438mm)		XZYP-3696- S SF	5906.64	6435.07	7104.72

Height Adjustable Table Desk Base

Freestanding



XMTB
Class RA

Features

- Includes:
 - Control box containing built-in collision detection system.
 - Two columns.
 - Programmable handset.
 - Expandable frame (42.89"(1089mm) to 84.04"(2135mm)) with extension rails.
 - End brackets.
 - T-leg or telescoping metal shroud.
 - Adjustable glides and hardware standard in black with 0.5"(13mm) of adjustment.
 - 9'(2743mm) long black power cord with NEMA 5-15P plug.
- Electric Height adjustment:
 - Speed is 1.4"(36mm) per second.
 - Standard Range (Single Stage) telescoping columns feature 19.0"(483mm) continuous adjustment range.
- Telescoping inner columns will default to matching paint finish based on specified trim color. See Finish pages for details.
- Depth and width shown in nominal dimensions.
- Ships unassembled.

Specification Tips

- For T-Leg or Telescoping Metal Shroud base ensure the correct worksurface top is ordered.
- Base can support worksurface sizes from 30"(762mm) to 42"(1067mm) in depth and 60"(1524mm) to 84"(2134mm) in width.
- Maximum work top overhang allowed is 12"(305mm) total on one or both sides of the frame legs.
- When attaching suspended storage to work surface, do not mount to overhang.
- Total lifting capacity of table is 250 lbs. including surface; applied weight should be evenly distributed.
- Select a work surface that meets at least a NFPA class C flammability rating.
- See Product Application pages for guidelines on pinch points for Height Adjustable Table.
- Application may require approval of local authority having jurisdiction (AHJ); ensure compliance before placing orders and installation.
- Refer to Specification Guide/Product Application for guidelines to attach monitor arms, screens and other worktools.

To Order, Specify:

Height Adjustable T-Leg Base:

- 1) Product number.
- 2) Base frame trim color.

Telescoping Metal Shroud:

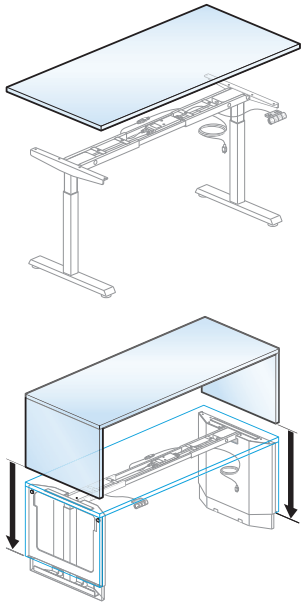
- 1) Product number.
- 2) Base frame trim color.
- 3) Upper and lower shroud trim color.

Note: \$63.68 upcharge list for Grade B trim colors on base and \$77.54 upcharge on metal shroud.

Top Depth	Minimum Top Width	Maximum Top Width	Number	Price
Height Adjustable T-Leg Base				
30"(762mm)	60"(1524mm)	72"(1829mm)	XMTB-3000-NTPN	\$ 2128.44
	78"(1981mm)	84"(2134mm)	XMTB-3011-NTPN	2211.94
36"(914mm)	60"(1524mm)	72"(1829mm)	XMTB-3600-NTPN	\$ 2153.50
	78"(1981mm)	84"(2134mm)	XMTB-3611-NTPN	2237.00
42"(1067mm)	72"(1829mm)	72"(1829mm)	XMTB-4200-NTPN	\$ 2178.54
	78"(1981mm)	84"(2134mm)	XMTB-4211-NTPN	2262.04
Telescoping Metal Shroud				
30"(762mm)	60"(1524mm)	72"(1829mm)	XMTB-3000-NMPN	\$3258.30
	72"(1829mm)	84"(2134mm)	XMTB-3011-NMPN	3341.80
36"(914mm)	60"(1524mm)	72"(1829mm)	XMTB-3600-NMPN	\$3258.30
	72"(1829mm)	84"(2134mm)	XMTB-3611-NMPN	3341.80

Height Adjustable Table Desk Top

Rectangular



XLTR
Class RA

Features

- Includes 1.18" (30mm) thick worktop.
- High-Pressure Laminate (HPL) worktop with 3mm edgeband or Knife edge applied to user and visitor edges. Ends capped with 1mm thick edgeband.
- Wood worktop with a choice of profiled edge (Square, Bevel or Knife edge) applied to user and visitor edges.
- Double-cut veneers available with Square 3mm Radius edge or Knife edge.
- Knife and Bevel edge are for use with T-Leg only, not for use with Waterfall panels.
- Grain Direction is standard at side to side.
- Depth and width shown in nominal dimensions.

Specification Tips

- Separately specify T-Leg Base or Telescoping Metal Shrouds.
- When storage is placed on the guest side next to the Height Adjustable Table, select YES to reduce the depth by 1" (25mm) to allow for pinch points.
- See Specification Guide for worksurface weights.
- See Product Application pages for pinch point guidelines.

Electrical:

- For use with separately specified electrical components:
 - Flush Mounted Power Module
 - Enhanced Power Module
 - Bezel Utility Module
 - Belong Power Suite
 - Shallow Hinged Cable Management Tray

To Order, Specify:

1) Product number, including:

1 Surface Option:

- L** Laminate
- Z** Wood

2 Edge Option:

Laminate:

- J** Edgeband
- F** Knife (Non-Telescoping only)

Wood:

- 1** Square
- 5** Bevel (Non-Telescoping only)
- U** Knife (Non-Telescoping only)

3 Guest Side Pinch Point

(reduces depth by additional 1"):

- Y** Yes (reduced depth)
- N** No (standard)

2) Laminate surface color or wood finish color.

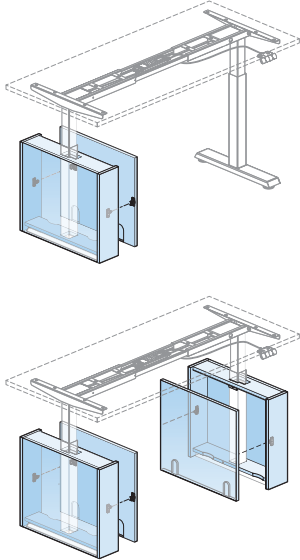
3) Edge trim color (laminite only).

Depth	Width	Number			HPL A		HPL B		Wood A Edge		Wood B Edge		
		1	2	3	J	F	J	F	1	U	1	5	U
Height Adjustable T-Leg Base (Rectangular Top)													
30" (762mm)	60"(1524mm)	X	TR-3060-	SNTSB	\$ 671.16	\$ 1272.32	\$ 707.70	\$ 1308.86	\$ 1586.87	\$ 1874.96	\$ 1803.37	\$ 3084.37	\$ 2091.46
	66"(1676mm)	X	TR-3066-	SNTSB	703.70	1314.98	743.89	1355.17	1637.78	1934.68	1875.94	3279.18	2172.84
	72"(1829mm)	X	TR-3072-	SNTSB	736.24	1357.64	780.09	1401.49	1688.71	1994.42	1948.52	3474.01	2254.23
	78"(1981mm)	X	TR-3078-	SNTSB	768.78	1400.29	816.28	1447.79	1739.64	2054.15	2021.10	3668.83	2335.61
	84"(2134mm)	X	TR-3084-	SNTSB	801.34	1442.97	852.49	1494.12	1790.56	2113.88	2093.68	3863.66	2417.00
36" (914mm)	60"(1524mm)	X	TR-3660-	SNTSB	\$ 734.40	\$ 1355.80	\$ 778.25	\$ 1399.65	\$ 1688.71	\$ 1994.42	\$ 1948.52	\$ 3229.52	\$ 2254.23
	66"(1676mm)	X	TR-3666-	SNTSB	773.10	1406.64	821.33	1454.87	1749.82	2066.10	2035.61	3438.85	2351.89
	72"(1829mm)	X	TR-3672-	SNTSB	811.77	1457.45	864.39	1510.07	1810.93	2137.77	2122.70	3648.19	2449.54
	78"(1981mm)	X	TR-3678-	SNTSB	850.46	1508.27	907.46	1565.27	1872.05	2209.46	2209.80	3857.53	2547.21
	84"(2134mm)	X	TR-3684-	SNTSB	889.16	1559.11	950.54	1620.49	1933.16	2281.14	2296.89	4066.87	2644.87
42" (1067mm)	72"(1829mm)	X	TR-4272-	SNTSB	\$ 887.32	\$ 1557.27	\$ 948.70	\$ 1618.65	\$ 1933.16	\$ 2281.14	\$ 2296.89	\$ 3822.38	\$ 2644.87
	78"(1981mm)	X	TR-4278-	SNTSB	932.13	1616.24	998.63	1682.74	2004.45	2364.78	2398.49	4046.22	2758.82
	84"(2134mm)	X	TR-4284-	SNTSB	976.95	1675.23	1048.57	1746.85	2075.74	2448.40	2500.09	4270.07	2872.75
Telescoping Metal Shroud (Rectangular Top with Waterfall Panel)													
30" (762mm)	60"(1524mm)	X	TR-3060-	SNMSB	\$ 1396.78	N/A	\$ 1520.67	N/A	\$ 3230.51	N/A	\$ 3459.65	N/A	N/A
	66"(1676mm)	X	TR-3066-	SNMSB	1429.32	N/A	1520.67	N/A	3281.42	N/A	3532.22	N/A	N/A
	72"(1829mm)	X	TR-3072-	SNMSB	1461.86	N/A	1556.87	N/A	3332.35	N/A	3604.80	N/A	N/A
	78"(1981mm)	X	TR-3078-	SNMSB	1494.40	N/A	1593.06	N/A	3383.28	N/A	3677.38	N/A	N/A
	84"(2134mm)	X	TR-3084-	SNMSB	1526.96	N/A	1629.27	N/A	3434.20	N/A	3749.96	N/A	N/A
36" (914mm)	60"(1524mm)	X	TR-3660-	SNMSB	\$ 1514.52	N/A	\$ 1619.77	N/A	\$ 3397.05	N/A	\$ 3672.02	N/A	N/A
	66"(1676mm)	X	TR-3666-	SNMSB	1553.22	N/A	1662.85	N/A	3458.16	N/A	3759.11	N/A	N/A
	72"(1829mm)	X	TR-3672-	SNMSB	1591.89	N/A	1705.91	N/A	3519.27	N/A	3846.20	N/A	N/A
	78"(1981mm)	X	TR-3678-	SNMSB	1630.58	N/A	1748.98	N/A	3580.39	N/A	3933.30	N/A	N/A
	84"(2134mm)	X	TR-3684-	SNMSB	1669.28	N/A	1792.06	N/A	3641.50	N/A	4020.39	N/A	N/A

Shroud

For use with Height Adjustable T-Leg

Table Desk Construction



Features

- Include:
 - Single Shroud, bezel and attachment hardware.
 - Pair of Shrouds, bezel, cable chain bracket, cable chain and attachment hardware.
 - Shroud (s) are finished on all sides and top.
- Powered Shroud comes with cable chain.

Specification Tips

- For use with the following:
 - Height Adjustable Table Desk Rectangular Top - T-Leg Base (pair of shrouds)
 - Height Adjustable Convergent Worktop - T-Leg (single shroud)
 - Rectangular
 - Wedge Square
 - Wedge Radius
 - L-Shape Wall Mount Height Adjustable Table
- Not for use with the Height Adjustable Credenza Desk-Rectangular-T-Leg Base; dimensionally different shroud.
- A pair of shrouds will accept a separately specified Modesty Panel for Shroud.
- Handedness is determined by the user seated position.
- Credenza Desk Shroud(s) cannot be used on Height Adjustable Table Desk or Convergent applications, the size is not the same.

To Order, Specify:

1) Product number, including:

1 Surface Option:

- L** Laminate
- Z** Wood

2 Orientation Option:

- R** Right-hand
- L** Left-hand
- B** Both (Table Desk or Credenza only)

3 Bezel Type

- N** Non-powered
- Y** Powered
- B** 1 Powered + 1 Non-powered

2) Laminate surface color or wood finish color.

3) Edge trim color (laminate only).

4) Bezel trim color.

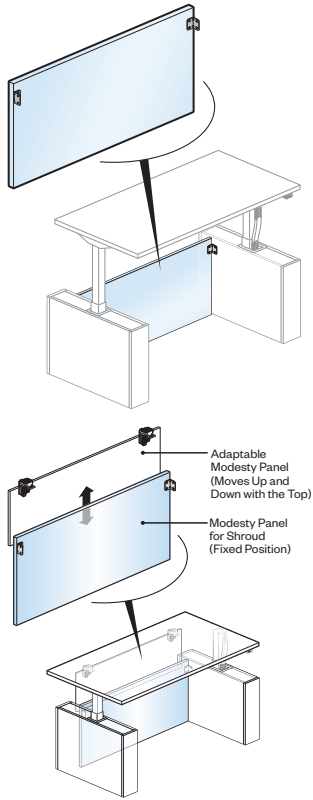
Note: \$31.79 upcharge list for Grade B trim colors.

XLST
Class RA

Desk Type - Height Adjustable	Desk Depth	Shroud Width	Number		HPL		Wood Edge	
			1	2 3	A	B	A	B
Table Desk - Single								
	30"(762mm)	5"(127mm)	X	ST-3005-SB	\$ 1223.46	\$ 1291.83	\$ 1848.33	\$ 2021.52
	36"(914mm)	5"(127mm)	X	ST-3605-SB	1269.36	1349.51	1907.81	2110.68
	42"(1067mm)	5"(127mm)	X	ST-4205-SB	1315.27	1407.22	1967.28	2199.81
Table Desk - Pair								
	30"(762mm)	5"(127mm)	X	ST-3005-SB B	\$2536.66	\$ 2673.36	\$ 3786.34	\$ 4132.74
	36"(914mm)	5"(127mm)	X	ST-3605-SB B	2628.48	2788.79	3905.33	4311.05
	42"(1067mm)	5"(127mm)	X	ST-4205-SB B	2720.29	2904.18	4024.32	4489.35

Modesty Panel

For use with wood Shrouds



XLXS-2260
XZS-2260
Class RA

Features

- Includes modesty panel and attachment hardware.
- Modesty Panels for table desk shroud are 22.4"(569mm)H (actual) and .75"(19mm) thick.
- Modesty Panels for credenza desk shroud are .75"(19mm) thick.
- Modesty Panels are mounted between the pair of shrouds.
- Panel and hardware are field installed.

Specification Tips

- For use on Height Adjustable Table Desk or Credenza Desk with a pair of shrouds.
- Specify Modesty Panel for Shroud the same width as the Height Adjustable Table Desk.
- A Height Adjustable Table Desk with a pair of shrouds may be used with either a Modesty Panel for Shroud or a Hinged Adaptable or Fixed Adaptable Modesty Panel or both modesty panels may be used together in a layered application:
 - The Modesty Panel for Shroud is installed inboard of the Adaptable Modesty panel.
 - The Modesty Panel for Shroud is stationary and provides modesty between the pair of shrouds.
 - The Hinged Adaptable or Fixed Adaptable Modesty Panel is attached to the underside of the desk and provides height adjustable modesty when the desk is raised or lowered.
 - When the Table Desk is raised to full height a 10.3"(262mm) gap between panels.

Note: To specify an Adaptable Modesty Panel refer to the **Modesty Panel for use with Shroud Specification Matrix for the appropriate width Adaptable Modesty Panel** - shown on the Adaptable Modesty Panel page.

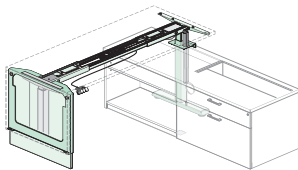
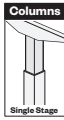
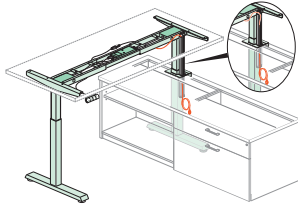
To Order, Specify:

- 1) Product number.
- 1 **Surface Option:**
 - L** Laminate
 - Z** Wood
- 2) Laminate surface color or wood finish color.
- 3) Edge trim color (laminite only).

	Nominal Width	Actual Width	Number ①	HPL		Wood	
				A	B	A	B
Table Desk Shroud							
	60"(1524mm)	42.7"(1085mm)	X <input type="checkbox"/> XS-2260	\$500.70	\$545.45	\$1068.79	\$1362.53
	66"(1676mm)	48.7"(1237mm)	X <input type="checkbox"/> XS-2266	523.58	572.81	1122.55	1445.67
	72"(1829mm)	54.7"(1389mm)	X <input type="checkbox"/> XS-2272	546.46	600.17	1176.31	1528.80
	78"(1981mm)	60.7"(1542mm)	X <input type="checkbox"/> XS-2278	569.34	627.53	1230.07	1611.94
	84"(2134mm)	66.7"(1694mm)	X <input type="checkbox"/> XS-2284	592.22	654.88	1283.83	1695.07
Credenza Desk Shroud							
	60"(1524mm)	48"(1219mm)	X <input type="checkbox"/> ZS-2160	\$490.75	\$533.47	\$1044.35	\$1324.75
	66"(1676mm)	54"(1372mm)	X <input type="checkbox"/> ZS-2166	512.65	559.65	1095.67	1404.10
	72"(1829mm)	60"(1524mm)	X <input type="checkbox"/> ZS-2172	534.57	585.83	1146.98	1483.46
	78"(1981mm)	68"(1727mm)	X <input type="checkbox"/> ZS-2178	556.47	612.01	1198.29	1562.80
	84"(2134mm)	72"(1829mm)	X <input type="checkbox"/> ZS-2184	578.39	638.20	1249.61	1642.16

Height Adjustable Table Desk Base

Convergent



XMCB
Class RA

Features

- Includes:
 - Control box containing built-in collision detection system.
 - Two columns.
 - Programmable handset.
 - Expandable frame (42.89"(1089mm) to 84.04"(2135mm)) with extension rails.
 - End brackets.
 - T-leg with mitered edge or telescoping metal shroud.
 - Adjustable glides and hardware standard in black with 0.5"(13mm) of adjustment.
 - 9'(2743mm) long black power cord with NEMA 5-15P plug.
- Electric Height adjustment:
 - Speed is 1.4"(36mm) per second.
 - Standard Range (Single Stage) telescoping columns feature 19.0"(483mm) continuous adjustment range.
- Telescoping inner columns will default to matching or coordinating paint finish based on specified trim color. See Finish pages for details.
- Depth and width shown in nominal dimensions.
- Ships unassembled.

Specification Tips

- For T-Leg or Telescoping Metal Shroud base ensure the correct worksurface top is ordered.
- Base can support worksurface sizes from 30"(762mm) to 42"(1067mm) in depth and 60"(1524mm) to 84"(2134mm) in width.
- For convergent applications, the cable chain ships with the height adjustable base.
- Maximum work top overhang allowed is 12"(305mm) total on one or both sides of the frame legs.
- Total lifting capacity of table is 250 lbs. including surface; applied weight should be evenly distributed.
- Select a work surface that accommodates all required pinch points as our standard worksurface on all sides and meets at least a NFPA class C flammability ratings.
- See Product Application pages for guidelines on pinch points when Height Adjustable Table is surrounded by walls, panels and/or other worksurfaces.
- Application may require approval of local authority having jurisdiction (AHJ); ensure compliance before placing orders and installation.
- Refer to Specification Guide/Product Application for guidelines to attach monitor arms, screens and other worktools.

To Order, Specify:

Height Adjustable T-Leg Base:

- 1) Product number.
- 2) Base frame trim color.

Telescoping Metal Shroud:

- 1) Product number.

1 User Pinch Point (reduces depth by 1"):

- Y** Yes (reduced depth)
- N** No (standard)

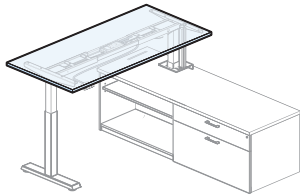
- 2) Base frame trim color.
- 3) Upper and lower Metal Shroud trim color.

Note: \$95.37 upcharge list for Grade B trim colors on base and **\$38.77** upcharge on metal shroud.

Top Depth	Minimum Top Width	Maximum Top Width	Number	1	Price
Height Adjustable T-Leg Base					
30"(762mm)	60"(1524mm)	72"(1829mm)	XMCB-3000-NTPN		\$ 2275.15
	78"(1981mm)	84"(2134mm)	XMCB-3011-NTPN		2358.65
36"(914mm)	60"(1524mm)	72"(1829mm)	XMCB-3600-NTPN		\$2300.21
	78"(1981mm)	84"(2134mm)	XMCB-3611-NTPN		2383.71
42"(1067mm)	60"(1524mm)	72"(1829mm)	XMCB-4200-NTPN		\$ 2325.25
	78"(1981mm)	84"(2134mm)	XMCB-4211-NTPN		2408.75
Telescoping Metal Shroud					
30"(762mm)	60"(1524mm)	72"(1829mm)	XMCB-3000-NMP		\$2840.08
	72"(1829mm)	84"(2134mm)	XMCB-3011-NMP		2923.58
36"(914mm)	60"(1524mm)	72"(1829mm)	XMCB-3600-NMP		\$2852.61
	72"(1829mm)	84"(2134mm)	XMCB-3611-NMP		2936.11

Height Adjustable Convergent Top

Rectangular Top for use with T-Leg Base



XLCR
Class RA

Features

- Includes 1.18"(30mm) thick worktop.
- High-Pressure Laminate (HPL) worktop with 3mm edgeband or Knife edge applied to user and visitor edges. Ends capped with 1mm thick edgeband.
- Wood worktop with a choice of profiled edge (Square, Bevel or Knife) applied to user and visitor edges.
- Double-cut veneers available with Square 3mm Radius or Knife edge.
- Depth and width shown in nominal dimensions.
- Ships unassembled.

Specification Tips

- Designed to be used with a Height Adjustable T-Leg Base.
- Cable chain and bezels ship with the shrouds.
- 2.5"(64mm) pinch point at back edge.

Electrical:

- For use with separately specified electrical components:
 - Flush Mounted Power Module with Plug or Hardwire
 - Enhanced Power Module Corded or Hardwire
 - Flip Top Unit Corded or Hardwire
 - Bezel Utility Module
 - Belong Power Suite
 - Shallow Hinged Wire Management Tray

To Order, Specify:

1) Product number, including:

1 Edge Option:

Laminate:

- J** Edgeband
- F** Knife (Non-Telescoping only)

Wood:

- 1** Square
- 5** Bevel (Non-Telescoping only)
- U** Knife (Non-Telescoping only)

2 Grain Direction (wood only):

- F** Front-to-back
- S** Side-to-side

3 User Pinch Point (reduces depth by 1"):

- Y** Yes (reduced depth)
- N** No (standard)

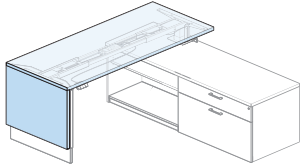
2) Laminate surface color or wood finish color.

3) Edge trim color (laminite only).

Depth	Width	Number	HPL A		HPL B		Wood A Edge		Wood B Edge				
			1	2	J	F	J	F	1	U	1	5	U
Laminate													
30" (762mm)	60"(1524mm)	XLCR-3060-	SNTSB		\$ 671.16	\$ 1272.32	\$ 707.70	\$ 1308.86					
	66"(1676mm)	XLCR-3066-	SNTSB		703.70	1314.98	743.89	1355.17					
	72"(1829mm)	XLCR-3072-	SNTSB		736.24	1357.64	780.09	1401.49					
	78"(1981mm)	XLCR-3078-	SNTSB		768.78	1400.29	816.28	1447.79					
	84"(2134mm)	XLCR-3084-	SNTSB		801.34	1442.97	852.49	1494.12					
36" (914mm)	60"(1524mm)	XLCR-3660-	SNTSB		\$ 734.40	\$ 1355.80	\$ 778.25	\$ 1399.65					
	66"(1676mm)	XLCR-3666-	SNTSB		773.10	1406.64	821.33	1454.87					
	72"(1829mm)	XLCR-3672-	SNTSB		811.77	1457.45	864.39	1510.07					
	78"(1981mm)	XLCR-3678-	SNTSB		850.46	1508.27	907.46	1565.27					
	84"(2134mm)	XLCR-3684-	SNTSB		889.16	1559.11	950.54	1620.49					
42" (1067mm)	72"(1829mm)	XLCR-4272-	SNTSB		\$ 887.32	\$ 1557.27	\$ 948.70	\$ 1618.65					
	78"(1981mm)	XLCR-4278-	SNTSB		932.13	1616.24	998.63	1682.74					
	84"(2134mm)	XLCR-4284-	SNTSB		976.95	1675.23	1048.57	1746.85					
Wood													
30" (762mm)	60"(1524mm)	XZCR-3060-	SNT	B			\$ 1586.87	\$ 1874.96	\$ 1803.37	\$ 3084.37	\$ 2091.46		
	66"(1676mm)	XZCR-3066-	SNT	B			1637.78	1934.68	1875.94	3279.18	2172.84		
	72"(1829mm)	XZCR-3072-	SNT	B			1688.71	1994.42	1948.52	3474.01	2254.23		
	78"(1981mm)	XZCR-3078-	SNT	B			1739.64	2054.15	2021.10	3668.83	2335.61		
	84"(2134mm)	XZCR-3084-	SNT	B			1790.56	2113.88	2093.68	3863.66	2417.00		
36" (914mm)	60"(1524mm)	XZCR-3660-	SNT	B			\$ 1688.71	\$ 1994.42	\$ 1948.52	\$ 3229.52	\$ 2254.23		
	66"(1676mm)	XZCR-3666-	SNT	B			1749.82	2066.10	2035.61	3438.85	2351.89		
	72"(1829mm)	XZCR-3672-	SNT	B			1810.93	2137.77	2122.70	3648.19	2449.54		
	78"(1981mm)	XZCR-3678-	SNT	B			1872.05	2209.46	2209.80	3857.53	2547.21		
	84"(2134mm)	XZCR-3684-	SNT	B			1933.16	2281.14	2296.89	4066.87	2644.87		
42" (1067mm)	72"(1829mm)	XZCR-4272-	SNT	B			\$ 1933.16	\$ 2281.14	\$ 2296.89	\$ 3822.38	\$ 2644.87		
	78"(1981mm)	XZCR-4278-	SNT	B			2004.45	2364.78	2398.49	4046.22	2758.82		
	84"(2134mm)	XZCR-4284-	SNT	B			2075.74	2448.40	2500.09	4270.07	2872.75		

Height Adjustable Convergent Top

Rectangular Top with Waterfall Panel for use with Telescoping Metal Shroud



XLCR
Class RA

Features

- Includes 1.18"(30mm) thick worktop.
- High-Pressure Laminate (HPL) worktop with 3mm edgeband applied to user and visitor edges. Ends capped with 1mm thick edgeband.
- Wood worktop with a choice of profiled edge (Square) applied to user and visitor edges.
- Double-cut veneers available with Square 3mm Radius edge only.
- Depth and width shown in nominal dimensions.
- Ships unassembled.

Specification Tips

- Designed to be used with a Height Adjustable Telescoping Metal Shroud.
- Cable chain and bezels ship with the Height Adjustable Convergent Base.
- 2.5"(64mm) pinch point at wall side.
- Can be used with Fixed Adaptable Modesty Panel 16"(406mm)H.
- When storage is placed on the guest side next to the Height Adjustable Table, select YES to reduce the depth by 1"(25mm) to allow for pinch points.

Electrical:

- For use with separately specified electrical components:
 - Flush Mounted Power Module with Plug or Hardwire
 - Enhanced Power Module Corded or Hardwire
 - Flip Top Unit Corded or Hardwire
 - Bezel Utility Module
 - Belong Power Suite
 - Shallow Hinged Wire Management Tray

To Order, Specify:

1) Product number, including:

1 Edge Option:

Laminate:

J Edgeband

Wood:

1 Square

2 User Pinch Point (reduces depth by 1"):

Y Yes (reduced depth)

N No (standard)

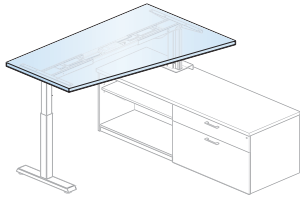
2) Laminate surface color or wood finish color.

3) Edge trim color (laminite only).

Depth	Width	Number	①	②	HPL A	HPL B	Wood A	Wood B
					J	J	1	1
Laminate								
30"(762mm)	60"(1524mm)	XLCR-3060-	SNMSB		\$1033.97	\$1096.09		
	66"(1676mm)	XLCR-3066-	SNMSB		1066.51	1132.28		
	72"(1829mm)	XLCR-3072-	SNMSB		1099.05	1168.48		
	78"(1981mm)	XLCR-3078-	SNMSB		1131.59	1204.67		
	84"(2134mm)	XLCR-3084-	SNMSB		1164.15	1240.88		
36"(914mm)	60"(1524mm)	XLCR-3660-	SNMSB		\$ 1124.46	\$ 1199.01		
	66"(1676mm)	XLCR-3666-	SNMSB		1163.16	1242.09		
	72"(1829mm)	XLCR-3672-	SNMSB		1201.83	1285.15		
	78"(1981mm)	XLCR-3678-	SNMSB		1240.52	1328.22		
	84"(2134mm)	XLCR-3684-	SNMSB		1279.22	1371.30		
Wood								
30"(762mm)	60"(1524mm)	XZCR-3060-	SNMSB				\$2408.69	\$ 2631.51
	66"(1676mm)	XZCR-3066-	SNMSB				2459.60	2704.08
	72"(1829mm)	XZCR-3072-	SNMSB				2510.53	2776.66
	78"(1981mm)	XZCR-3078-	SNMSB				2561.46	2849.24
	84"(2134mm)	XZCR-3084-	SNMSB				2612.38	2921.82
36"(914mm)	60"(1524mm)	XZCR-3660-	SNMSB				\$2542.88	\$ 2810.27
	66"(1676mm)	XZCR-3666-	SNMSB				2603.99	2897.36
	72"(1829mm)	XZCR-3672-	SNMSB				2665.10	2984.45
	78"(1981mm)	XZCR-3678-	SNMSB				2726.22	3071.55
	84"(2134mm)	XZCR-3684-	SNMSB				2787.33	3158.64

Height Adjustable Convergent Top

Wedge Top for use with T-Leg Base



XLCW
XZCW
Class RA

Features

- Includes 1.18"(30mm) thick worktop.
- High-Pressure Laminate (HPL) worktop with 3mm edgeband or Knife edge applied to user and visitor edges. Ends capped with 1mm thick edgeband.
- Wood worktop with a choice of profiled edge (Square, Bevel or Knife) applied to user and visitor edges.
- Double-cut veneers available with Square 3mm Radius or Knife edge.
- Knife and Bevel edge are for T-Leg only.
- Depth and width shown in nominal dimensions.
- Ships unassembled.

Specification Tips

- Designed to be used with a Height Adjustable T-Leg Base.
- Cable chain and bezels ship with the Height Adjustable Convergent T-Leg Base.
- 2.5"(64mm) pinch point at wall side.
- When storage is placed on the guest side next to the Height Adjustable Table, select YES to reduce the depth by 1"(25mm) to allow for pinch points.
- See modesty chart in the Application Guide for proper modesty size based on application.

Electrical:

- For use with separately specified electrical components:
 - Flush Mounted Power Module with Plug or Hardwire
 - Enhanced Power Module Corded or Hardwire
 - Flip Top Unit Corded or Hardwire
 - Bezel Utility Module
 - Belong Power Suite
 - Shallow Hinged Wire Management Tray

To Order, Specify:

1) Product number, including:

1 Edge Option:

Laminate:

- J** Edgeband
- F** Knife

Wood:

- 1** Square
- 5** Bevel
- U** Knife

2 Orientation Option:

- R** Right-hand
- L** Left-hand

3 Grain Direction:

Laminate:

- N** No Grain Direction

Wood:

- F** Front-to-back
- S** Side-to-side

4 User Pinch Point (reduces depth by 1"):

- Y** Yes (reduced depth)
- N** No (standard)

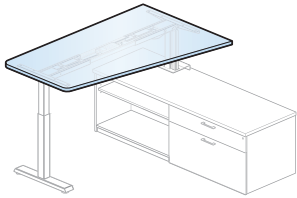
2) Laminate surface color or wood finish color.

3) Edge trim color (laminite only).

Depth	Width	Number	HPL A		HPL B		Wood A Edge		Wood B Edge						
			1	2	3	4	J	F	J	F	1	U	1	5	U
Laminate															
42" (1067mm)	72"(1829mm)	XLCW-4272-	S	TSB	\$ 885.48	\$1555.43	\$ 946.86	\$ 1616.81							
	78"(1981mm)	XLCW-4278-	S	TSB	930.29	1614.40	996.79	1680.90							
	84"(2134mm)	XLCW-4284-	S	TSB	975.11	1673.39	1046.73	1745.01							
48" (1219mm)	72"(1829mm)	XLCW-4872-	S	TSB	\$ 961.00	\$1655.23	\$ 1031.15	\$ 1725.38							
	78"(1981mm)	XLCW-4878-	S	TSB	1011.96	1722.38	1087.96	1798.38							
	84"(2134mm)	XLCW-4884-	S	TSB	1062.93	1789.53	1144.78	1871.38							
Wood															
42" (1067mm)	72"(1829mm)	XZCW-4272-	S	T	B			\$ 1933.16	\$ 2281.14	\$ 2296.89	\$ 3822.38	\$ 2644.87			
	78"(1981mm)	XZCW-4278-	S	T	B			2004.45	2364.78	2398.49	4046.22	2758.82			
	84"(2134mm)	XZCW-4284-	S	T	B			2075.74	2448.40	2500.09	4270.07	2872.75			
48" (1219mm)	72"(1829mm)	XZCW-4872-	S	T	B			\$ 2055.37	\$ 2424.50	\$ 2471.07	\$ 3996.56	\$ 2840.20			
	78"(1981mm)	XZCW-4878-	S	T	B			2136.84	2520.07	2587.18	4234.91	2970.41			
	84"(2134mm)	XZCW-4884-	S	T	B			2218.33	2615.65	2703.31	4473.29	3100.63			

Height Adjustable Convergent Top

Wedge Radius Top for use with T-Leg Base



XLCG
XZCG
Class RA

Features

- Includes 1.18"(30mm) thick worktop.
- High-Pressure Laminate (HPL) worktop with 3mm edgeband or Knife edge applied to user and visitor edges. Ends capped with 1mm thick edgeband.
- Wood worktop with a choice of profiled edge (Square, Bevel or Knife) applied to user and visitor edges.
- Double-cut veneers available with Square 3mm Radius or Knife edge.
- Knife edge for T-Leg only.
- Depth and width shown in nominal dimensions.
- Ships unassembled.

Specification Tips

- When storage is placed on the guest side next to the Height Adjustable Table, select YES to reduce the depth by 1"(25mm) to allow for pinch points.
- See Modesty Chart in Application Guide for proper modesty size based on application.
- Designed to be used with a Height Adjustable T-Leg Base.
- Cable chain and bezels ship with the Height Adjustable T-Leg Base.
- 2.5"(64mm) pinch point at wall side.
- May be used with separately specified Adaptable Modesty Panel.
- See modesty chart in the Application Guide for proper modesty size based on application.

Electrical:

- For use with separately specified electrical components:
(Note: All of the options shown below require field cut mounting holes in the top. Ensure placement provides adequate clearance for table understructure.)
 - Flush Mounted Power Module with Plug or Hardwire
 - Enhanced Power Module Corded or Hardwire
 - Flip Top Unit Corded or Hardwire
 - Bezel Utility Module
 - Belong Power Suite
 - Shallow Hinged Wire Management Tray

To Order, Specify:

1) Product number, including:

1 Edge Option:

Laminate:

- J Edgeband
- F Knife

Wood:

- 1 Square
- U Knife

2 Orientation Option:

- R Right-hand
- L Left-hand

3 Grain Direction:

Laminate:

- N No Grain Direction

Wood:

- F Front-to-back
- S Side-to-side

4 User Pinch Point (reduces depth by 1"):

- Y Yes (reduced depth)
- N No (standard)

2) Laminate surface color or wood finish color.

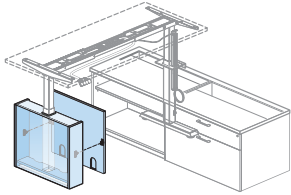
3) Edge trim color (laminite only).

Depth	Width	Number	HPL A		HPL B		Wood A Edge		Wood B Edge		
			1	2 3 4	J	F	J	F	1	U	1
Laminate											
42" (1067mm)	72"(1829mm)	XLCG-4272-	<input type="checkbox"/> S	<input type="checkbox"/> TSB	\$ 1105.08	\$ 1775.03	\$ 1166.46	\$ 1836.41			
	78"(1981mm)	XLCG-4278-	<input type="checkbox"/> S	<input type="checkbox"/> TSB	1149.89	1834.00	1216.39	1900.50			
	84"(2134mm)	XLCG-4284-	<input type="checkbox"/> S	<input type="checkbox"/> TSB	1194.71	1892.99	1266.33	1964.61			
48" (1219mm)	72"(1829mm)	XLCG-4872-	<input type="checkbox"/> S	<input type="checkbox"/> TSB	\$ 1180.60	\$ 1874.83	\$1250.75	\$ 1944.98			
	78"(1981mm)	XLCG-4878-	<input type="checkbox"/> S	<input type="checkbox"/> TSB	1231.56	1941.98	1307.56	2017.98			
	84"(2134mm)	XLCG-4884-	<input type="checkbox"/> S	<input type="checkbox"/> TSB	1282.53	2009.13	1364.38	2090.98			
Wood											
42" (1067mm)	72"(1829mm)	XZCG-4272-	<input type="checkbox"/> S	<input type="checkbox"/> T	<input type="checkbox"/> B			\$ 2318.68	\$2666.66	\$2682.41	\$3030.39
	78"(1981mm)	XZCG-4278-	<input type="checkbox"/> S	<input type="checkbox"/> T	<input type="checkbox"/> B			2389.97	2750.30	2784.01	3144.34
	84"(2134mm)	XZCG-4284-	<input type="checkbox"/> S	<input type="checkbox"/> T	<input type="checkbox"/> B			2461.26	2833.92	2885.61	3258.27
48" (1219mm)	72"(1829mm)	XZCG-4872-	<input type="checkbox"/> S	<input type="checkbox"/> T	<input type="checkbox"/> B			\$2440.89	\$ 2810.02	\$2856.59	\$3225.72
	78"(1981mm)	XZCG-4878-	<input type="checkbox"/> S	<input type="checkbox"/> T	<input type="checkbox"/> B			2522.36	2905.59	2972.70	3355.93
	84"(2134mm)	XZCG-4884-	<input type="checkbox"/> S	<input type="checkbox"/> T	<input type="checkbox"/> B			2603.85	3001.17	3088.83	3486.15

Shroud

For use with Height Adjustable T-Leg

Convergent Construction



XLCT
Class RA

Features

- Include:
 - Single Shroud, bezel and attachment hardware.
 - Pair of Shrouds, bezel, cable chain bracket, cable chain and attachment hardware.
 - Shroud (s) are finished on all sides and top.

Specification Tips

- For use with the following:
 - Height Adjustable Convergent Worktop - T-Leg (single shroud)
 - Rectangular
 - Wedge Square
 - Wedge Radius
 - L-Shape Wall Mount Height Adjustable Table
- Not for use with the Height Adjustable Credenza Desk-Rectangular-T-Leg Base; dimensionally different shroud.

To Order, Specify:

1) Product number, including:

1 Surface Option:

- L** Laminate
- Z** Wood

2 Orientation Option:

- R** Right-hand
- L** Left-hand
- B** Both (Table Desk or Credenza only)

3 Bezel Type

- N** Non-powered
- Y** Powered
- B** 1 Powered + 1 Non-powered

2) Laminate surface color or wood finish color.

3) Edge trim color (laminated only).

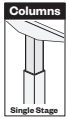
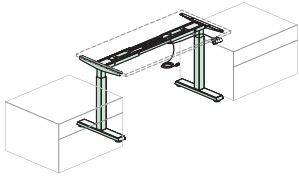
4) Bezel trim color.

Note: \$31.79 upcharge list for Grade B trim colors.

Desk Type - Height Adjustable	Desk Depth	Shroud Width	Number		HPL		Wood Edge	
			1	2 3	A	B	A	B
Convergent - Single								
	30"(762mm)	5"(127mm)	X	CT-3005-SB N	\$1223.47	\$ 1291.84	\$1848.34	\$2021.53
	36"(914mm)	5"(127mm)	X	CT-3605-SB N	1269.37	1349.52	1907.82	2110.69
	42"(1067mm)	5"(127mm)	X	CT-4205-SB N	1315.28	1407.23	1967.29	2199.82

Height Adjustable Table Desk Base

Credenza



XMZB
Class RA

Features

- Includes:
 - Control box containing built-in collision detection system.
 - Two columns.
 - Programmable adjustment paddle.
 - Expandable frame (42.89"(1089mm) to 84.04"(2135mm)) with extension rails.
 - End brackets.
 - T-leg with mitered edge or telescoping metal shroud.
 - Adjustable glides and hardware standard in black with 0.5"(13mm) of adjustment.
 - 9'(2743mm) long black power cord with NEMA 5-15P plug.
- Electric Height adjustment:
 - Speed is 1.4"(36mm) per second.
 - Standard Range (Single Stage) telescoping columns feature 19.2"(488mm) continuous adjustment range.
- Telescoping inner columns will default to matching or coordinating paint finish based on specified trim color. See Finish pages for details.
- Depth and width shown in nominal dimensions.
- Ships unassembled.

Specification Tips

- Base can support worksurface sizes from 24"(610mm) to 30"(762mm) in depth and 60"(1524mm) to 84"(2134mm) in width.
- Maximum work top overhang allowed is 12"(305mm) total on one or both sides of the frame legs.
- When attaching suspended storage to work surface, do not mount to overhang.
- Total lifting capacity of table is 250 lbs. including surface; applied weight should be evenly distributed.
- Select a work surface that accommodates all required pinch points as our standard worksurface on all sides and meets at least a NFPA class C flammability ratings.
- See Product Application pages for guidelines on pinch points when Height Adjustable Table is surrounded by walls, panels and/or other worksurfaces.
- Application may require approval of local authority having jurisdiction (AHJ); ensure compliance before placing orders and installation.
- Refer to Specification Guide/Product Application for guidelines to attach monitor arms, screens and other worktools.

To Order, Specify:

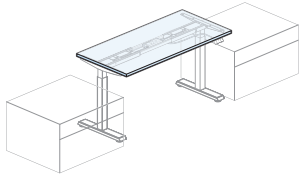
- 1) Product number.
- 2) Base frame trim color.

Note: \$63.58 upcharge list for Grade B trim colors.

Top Depth	Minimum Top Width	Maximum Top Width	Number	Price
Height Adjustable T-Leg Base				
24"(610mm)	60"(1524mm)	72"(1829mm)	XMZB-2400-NTPN	\$2036.60
	72"(1829mm)	84"(2134mm)	XMZB-2411-NTPN	2120.10
30"(762mm)	60"(1524mm)	72"(1829mm)	XMZB-3000-NTPN	\$ 2128.44
	72"(1829mm)	84"(2134mm)	XMZB-3011-NTPN	2211.94

Height Adjustable Credenza Desk Top

Rectangular Top Only



XLZR
Class RA

Features

- Includes 1.18"(30mm) thick worktop.
- High-Pressure Laminate (HPL) worktop with 3mm edgeband or Knife edge applied to user and visitor edges. Ends capped with 1mm thick edgeband.
- Wood worktop with a choice of profiled edge (Square, Bevel or Knife) applied to user edge.
- Double-cut veneers available with Square 3mm Radius edge or Knife edge.
- Depth and width shown in nominal dimensions.

Specification Tips

- **Designed to be used with Height Adjustable T-Leg Base**
- Cable chain and bezels ship with shrouds.
- 2.5" pinch point at back edge and 1" on both sides.

Electrical:

- For use with separately specified electrical components:
 - Flush Mounted Power Module with Plug or Hardwire
 - Enhanced Power Module Corded or Hardwire
 - Flip Top Unit Corded or Hardwire
 - Bezel Utility Module
 - Shallow Hinged Cable Management Wire Tray (30"D surfaces only)

To Order, Specify:

1) Product number, including:

1 Surface Option:

- L** Laminate
- Z** Wood

2 Edge Option:

- Laminate:
- J** Edgeband
 - F** Knife

Wood:

- 1** Square
- 5** Bevel
- U** Knife

3 Grain Direction:

- F** Front-to-back
- S** Side-to-side

2) Laminate surface color or wood finish color.

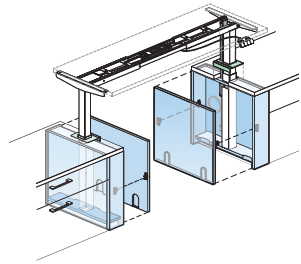
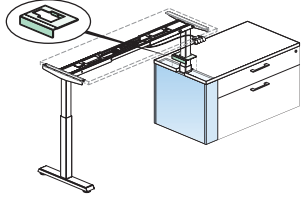
3) Edge trim color (laminite only).

Depth	Width	Number			HPL A		HPL B		Wood A Edge		Wood B Edge		
		1	2	3	J	F	J	F	1	U	1	5	U
Laminate													
24" (610mm)	60"(1524mm)	X	ZR-2460-	SNTS	\$ 607.92	\$ 1188.85	\$ 637.15	\$ 1218.08					
	66"(1676mm)	X	ZR-2466-	SNTS	634.32	1223.34	666.47	1255.49					
	72"(1829mm)	X	ZR-2472-	SNTS	660.72	1257.84	695.80	1292.92					
	78"(1981mm)	X	ZR-2478-	SNTS	687.13	1292.34	725.13	1330.34					
	84"(2134mm)	X	ZR-2484-	SNTS	713.52	1326.82	754.44	1367.74					
30" (762mm)	60"(1524mm)	X	ZR-3060-	SNTS	\$ 671.16	\$ 1272.32	\$ 707.70	\$ 1308.86					
	66"(1676mm)	X	ZR-3066-	SNTS	703.70	1314.98	743.89	1355.17					
	72"(1829mm)	X	ZR-3072-	SNTS	736.24	1357.64	780.09	1401.49					
	78"(1981mm)	X	ZR-3078-	SNTS	768.78	1400.29	816.28	1447.79					
	84"(2134mm)	X	ZR-3084-	SNTS	801.34	1442.97	852.49	1494.12					
Wood													
24" (610mm)	60"(1524mm)	X	ZR-2460-	SNT			\$1485.03	\$ 1755.50	\$ 1658.23	\$ 2328.01	\$ 1928.70		
	66"(1676mm)	X	ZR-2466-	SNT			1525.76	1803.28	1716.29	2447.19	1993.81		
	72"(1829mm)	X	ZR-2472-	SNT			1566.49	1851.06	1774.34	2566.36	2058.91		
	78"(1981mm)	X	ZR-2478-	SNT			1607.24	1898.85	1832.41	2685.56	2124.02		
	84"(2134mm)	X	ZR-2484-	SNT			1647.97	1946.63	1890.46	2804.73	2189.12		
30" (762mm)	60"(1524mm)	X	ZR-3060-	SNT			\$1586.87	\$ 1874.96	\$ 1803.37	\$ 2473.15	\$ 2091.46		
	66"(1676mm)	X	ZR-3066-	SNT			1637.78	1934.68	1875.94	2606.84	2172.84		
	72"(1829mm)	X	ZR-3072-	SNT			1688.71	1994.42	1948.52	2740.54	2254.23		
	78"(1981mm)	X	ZR-3078-	SNT			1739.64	2054.15	2021.10	2874.25	2335.61		
	84"(2134mm)	X	ZR-3084-	SNT			1790.56	2113.88	2093.68	3007.95	2417.00		

Shroud

For use with Height Adjustable T-Leg

Credenza Desk Construction



XLZT
Class RA

Features

- Include:
 - Single Shroud, bezel and attachment hardware.
 - Pair of Shrouds, bezel, cable chain bracket, cable chain and attachment hardware.
 - Shroud (s) are finished on all sides and top.
- Powered Shroud comes with cable chain.

Specification Tips

- Credenza Desk Shroud(s) cannot be used on Height Adjustable Table Desk or Convergent applications, the size is not the same.
- A pair of shrouds will accept a separately specified Modesty Panel for Shroud.

To Order, Specify:

1) Product number, including:

1 Surface Option:

- L** Laminate
- Z** Wood

2 Orientation Option:

- R** Right-hand
- L** Left-hand
- B** Both (Table Desk or Credenza only)

3 Bezel Type

- N** Non-powered
- Y** Powered
- B** 1 Powered + 1 Non-powered

2) Laminate surface color or wood finish color.

3) Edge trim color (laminated only).

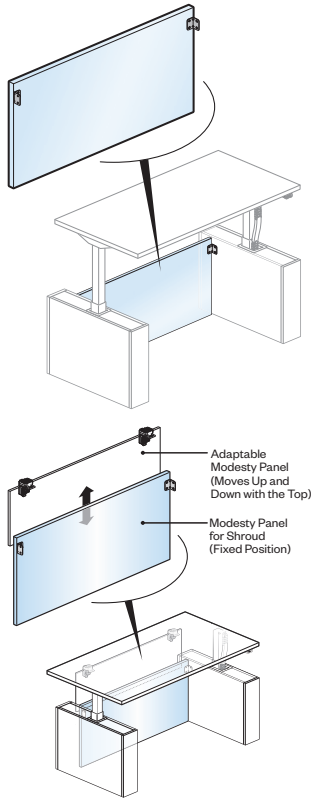
4) Bezel trim color.

Note: \$31.79 upcharge list for Grade B trim colors.

Desk Type - Height Adjustable	Desk Depth	Shroud Width	Number		HPL		Wood Edge	
			1	2 3	A	B	A	B
Credenza - Single								
	24"(610mm)	6"(152mm)	X	ZT-2406-SA	\$ 1192.43	\$ 1246.94	\$ 1801.42	\$ 1939.56
	30"(762mm)	6"(152mm)	X	ZT-3006-SA	1236.81	1302.74	1858.79	2025.48
Credenza - Pair								
	24"(610mm)	6"(152mm)	X	ZT-2406-SA B	\$ 2474.61	\$ 2583.67	\$ 3692.57	\$ 3968.80
	30"(762mm)	6"(152mm)	X	ZT-3006-SA B	2563.36	2695.18	3807.26	4140.67

Modesty Panel

For use with wood Shrouds



XLXS-2260
XZZS-2260
Class RA

Features

- Includes modesty panel and attachment hardware.
- Modesty Panels for table desk shroud are 22.4" (569mm)H (actual) and .75" (19mm) thick.
- Modesty Panels for credenza desk shroud are .75" (19mm) thick.
- Modesty Panels are mounted between the pair of shrouds.
- Panel and hardware are field installed.

Specification Tips

- For use on Height Adjustable Table Desk or Credenza Desk with a pair of shrouds.
- Specify Modesty Panel for Shroud the same width as the Height Adjustable Table Desk.
- A Height Adjustable Table Desk with a pair of shrouds may be used with either a Modesty Panel for Shroud or a Hinged Adaptable or Fixed Adaptable Modesty Panel or both modesty panels may be used together in a layered application:
 - The Modesty Panel for Shroud is installed inboard of the Adaptable Modesty panel.
 - The Modesty Panel for Shroud is stationary and provides modesty between the pair of shrouds.
 - The Hinged Adaptable or Fixed Adaptable Modesty Panel is attached to the underside of the desk and provides height adjustable modesty when the desk is raised or lowered.
 - When the Table Desk is raised to full height a 10.3" (262mm) gap between panels.

Note: To specify an Adaptable Modesty Panel refer to the **Modesty Panel for use with Shroud Specification Matrix for the appropriate width Adaptable Modesty Panel** - shown on the Adaptable Modesty Panel page.

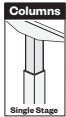
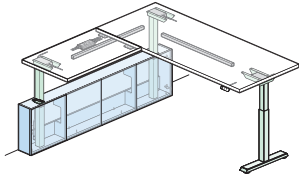
To Order, Specify:

- 1) Product number.
- 1 **Surface Option:**
 - L** Laminate
 - Z** Wood
- 2) Laminate surface color or wood finish color.
- 3) Edge trim color (laminite only).

	Nominal Width	Actual Width	Number ①	HPL		Wood	
				A	B	A	B
Table Desk Shroud							
	60" (1524mm)	42.7" (1085mm)	X <input type="checkbox"/> XS-2260	\$500.70	\$545.45	\$1068.79	\$1362.53
	66" (1676mm)	48.7" (1237mm)	X <input type="checkbox"/> XS-2266	523.58	572.81	1122.55	1445.67
	72" (1829mm)	54.7" (1389mm)	X <input type="checkbox"/> XS-2272	546.46	600.17	1176.31	1528.80
	78" (1981mm)	60.7" (1542mm)	X <input type="checkbox"/> XS-2278	569.34	627.53	1230.07	1611.94
	84" (2134mm)	66.7" (1694mm)	X <input type="checkbox"/> XS-2284	592.22	654.88	1283.83	1695.07
Credenza Desk Shroud							
	60" (1524mm)	48" (1219mm)	X <input type="checkbox"/> ZS-2160	\$490.75	\$533.47	\$1044.35	\$1324.75
	66" (1676mm)	54" (1372mm)	X <input type="checkbox"/> ZS-2166	512.65	559.65	1095.67	1404.10
	72" (1829mm)	60" (1524mm)	X <input type="checkbox"/> ZS-2172	534.57	585.83	1146.98	1483.46
	78" (1981mm)	68" (1727mm)	X <input type="checkbox"/> ZS-2178	556.47	612.01	1198.29	1562.80
	84" (2134mm)	72" (1829mm)	X <input type="checkbox"/> ZS-2184	578.39	638.20	1249.61	1642.16

Wall Mounted Height Adjustable Table

L Shape T-Leg



XLLW
Class RA

Features

- Includes 1.18" (30mm) thick worktop, collision sensor and attachment hardware.
- High-Pressure Laminate (HPL) worktop with 3mm edgeband applied to user and visitor edges. Ends capped with 1mm thick edgeband.
- Wood worktop with edge (Square) applied to user and visitor edges.
- Double-cut veneers available with Square 3mm Radius edge only.
- Electric Height Adjustment:
 - Speed is 1.4" (36mm) per second.
 - Standard Range (Single Stage) telescoping columns feature 19.2" (488mm) continuous adjustment range.
- Depth and width shown in nominal dimensions.
- Ships unassembled.

Specification Tips

- Fixed or Hinged Adaptable Modesty separately specified, see chart in the Application Guide for proper application.
- When attaching to Enclose walls, specify the Architectural Wall Mount Bracket, not allowed to be freestanding.
- Reduced depth of 2.5" (64mm) along wall side to allow for wall mounted elements and pinch points.
- On L Shape T-Leg Height Adjustable Table, Wood Height Adjustable Shroud can be used to cover the T-Leg.
- Peninsula Surface can accept a separately specified fixed or hinged adaptable modesty panel, see Application Guide for Modesty Panels on Height Adjustable Tables.
- Return surface cannot have any modesty panel, due to wall shroud interference.
- When there is storage along the wall on guest side, specify option to reduce depth of guest side by 1" (25mm).
- For use with separately specified electrical components:
 - Belong Power Suite
 - Shallow Hinged Wire Management Tray designed to be used with Masters Height Adjustable Tables when attaching to Enclose walls, specify the Architectural Wall Mount Bracket required to be attached to a wall via wall mount brackets.

To Order, Specify:

1) Product number, including:

1 Handedness:

L Left

R Right

2 Shroud Material:

L HPL

Z Wood

- 2) Laminate or wood surface color.
- 3) Edge trim color (laminate only).
- 4) Shroud surface color.
- 5) Shroud trim color (laminate only).
- 6) Trim color for bezel and base.

Note: Upcharge for mixed grade surfaces, refer to the electronic design and specification tools.

Note: \$38.77 upcharge list for Grade B trim colors.

Wall Mounted Height Adjustable Table

L Shape T-Leg

Wall Side Return	Peninsula Length Nominal/Actual	Peninsula Depth Nominal/Actual	Return Depth Nominal/Actual	Number	① ②		HPL*		Wood*		
					A	B	A	B			
HAT T-Leg Laminate Top with Storage on Guest Side											
72"(1829mm)	72"(1829mm)/69.5"(1765mm)	30"(762mm)/29"(737mm)	24"(610mm)/21.5"(546mm)	XLLW-7272-JS	NP11	S	\$8433.70	\$8590.77	\$9328.95	\$9870.86	
			30"(762mm)/27.5"(699mm)	XLLW-7272-JS	NP12	S	8479.55	8641.86	9374.80	9921.95	
			36"(914mm)/35"(889mm)	24"(610mm)/21.5"(546mm)	XLLW-7272-JS	NP31	S	8497.40	8660.56	9392.65	9940.65
			30"(762mm)/27.5"(699mm)	XLLW-7272-JS	NP32	S	8537.10	8704.77	9432.35	9984.86	
78"(1981mm)	75.5"(1918mm)	30"(762mm)/29"(737mm)	24"(610mm)/21.5"(546mm)	XLLW-7278-JS	NP11	S	8505.00	8672.06	9426.92	10008.19	
			30"(762mm)/27.5"(699mm)	XLLW-7278-JS	NP12	S	8556.99	8730.01	9478.91	10066.14	
			36"(914mm)/35"(889mm)	24"(610mm)/21.5"(546mm)	XLLW-7278-JS	NP31	S	8568.68	8741.82	9490.60	10077.95
			30"(762mm)/27.5"(699mm)	XLLW-7278-JS	NP32	S	8614.53	8792.91	9536.45	10129.04	
84"(2134mm)	81.5"(2070mm)	30"(762mm)/29"(737mm)	24"(610mm)/21.5"(546mm)	XLLW-7284-JS	NP11	S	8576.30	8753.36	9524.89	10145.48	
			30"(762mm)/27.5"(699mm)	XLLW-7284-JS	NP12	S	8634.43	8818.19	9583.02	10210.31	
			36"(914mm)/35"(889mm)	24"(610mm)/21.5"(546mm)	XLLW-7284-JS	NP31	S	8639.98	8823.14	9588.57	10215.26
			30"(762mm)/27.5"(699mm)	XLLW-7284-JS	NP32	S	8691.97	8881.09	9640.56	10273.21	
78"(1981mm)	72"(1829mm)/69.5"(1765mm)	30"(762mm)/29"(737mm)	24"(610mm)/21.5"(546mm)	XLLW-7872-JS	NP11	S	\$8465.21	\$8625.81	\$9360.46	\$9905.90	
			30"(762mm)/27.5"(699mm)	XLLW-7872-JS	NP12	S	8511.06	8676.90	9406.31	9956.99	
			36"(914mm)/35"(889mm)	24"(610mm)/21.5"(546mm)	XLLW-7872-JS	NP31	S	8535.05	8702.48	9430.30	9982.57
			30"(762mm)/27.5"(699mm)	XLLW-7872-JS	NP32	S	8574.75	8746.69	9470.00	10026.78	
78"(1981mm)	75.5"(1918mm)	30"(762mm)/29"(737mm)	24"(610mm)/21.5"(546mm)	XLLW-7878-JS	NP11	S	8536.51	8707.10	9458.43	10043.23	
			30"(762mm)/27.5"(699mm)	XLLW-7878-JS	NP12	S	8588.50	8765.05	9510.42	10101.18	
			36"(914mm)/35"(889mm)	24"(610mm)/21.5"(546mm)	XLLW-7878-JS	NP31	S	8606.33	8783.74	9528.25	10119.87
			30"(762mm)/27.5"(699mm)	XLLW-7878-JS	NP32	S	8652.18	8834.83	9574.10	10170.96	
84"(2134mm)	81.5"(2070mm)	30"(762mm)/29"(737mm)	24"(610mm)/21.5"(546mm)	XLLW-7884-JS	NP11	S	8607.81	8788.40	9556.40	10180.52	
			30"(762mm)/27.5"(699mm)	XLLW-7884-JS	NP12	S	8665.94	8853.23	9614.53	10245.35	
			36"(914mm)/35"(889mm)	24"(610mm)/21.5"(546mm)	XLLW-7884-JS	NP31	S	8677.63	8865.06	9626.22	10257.18
			30"(762mm)/27.5"(699mm)	XLLW-7884-JS	NP32	S	8729.62	8923.01	9678.21	10315.13	
84"(2134mm)	72"(1829mm)/69.5"(1765mm)	30"(762mm)/29"(737mm)	24"(610mm)/21.5"(546mm)	XLLW-8472-JS	NP11	S	\$8496.73	\$8660.87	\$9391.98	\$9940.96	
			30"(762mm)/27.5"(699mm)	XLLW-8472-JS	NP12	S	8542.58	8711.96	9437.83	9992.05	
			36"(914mm)/35"(889mm)	24"(610mm)/21.5"(546mm)	XLLW-8472-JS	NP31	S	8572.72	8744.41	9467.97	10024.50
			30"(762mm)/27.5"(699mm)	XLLW-8472-JS	NP32	S	8612.42	8788.62	9507.67	10068.71	
78"(1981mm)	75.5"(1918mm)	30"(762mm)/29"(737mm)	24"(610mm)/21.5"(546mm)	XLLW-8478-JS	NP11	S	8568.03	8742.16	9489.95	10078.29	
			30"(762mm)/27.5"(699mm)	XLLW-8478-JS	NP12	S	8620.02	8800.11	9541.94	10136.24	
			36"(914mm)/35"(889mm)	24"(610mm)/21.5"(546mm)	XLLW-8478-JS	NP31	S	8644.00	8825.67	9565.92	10161.80
			30"(762mm)/27.5"(699mm)	XLLW-8478-JS	NP32	S	8689.85	8876.76	9611.77	10212.89	
84"(2134mm)	81.5"(2070mm)	30"(762mm)/29"(737mm)	24"(610mm)/21.5"(546mm)	XLLW-8484-JS	NP11	S	8639.33	8823.46	9587.92	10215.58	
			30"(762mm)/27.5"(699mm)	XLLW-8484-JS	NP12	S	8697.46	8888.29	9646.05	10280.41	
			36"(914mm)/35"(889mm)	24"(610mm)/21.5"(546mm)	XLLW-8484-JS	NP31	S	8715.30	8906.99	9663.89	10299.11
			30"(762mm)/27.5"(699mm)	XLLW-8484-JS	NP32	S	8767.29	8964.94	9715.88	10357.06	

*Pricing includes the table plus shroud.

Wall Mounted Height Adjustable Table

L Shape T-Leg

Wall Side Return	Peninsula Length Nominal/Actual	Peninsula Depth Nominal/Actual	Return Depth Nominal/Actual	Number	①	②	HPL*		Wood*		
							A	B	A	B	
HAT T-Leg Wood Top with Storage on Guest Side											
72"(1829mm)	72"(1829mm)/69.5"(1765mm)	30"(762mm)/29"(737mm)	24"(610mm)/21.5"(546mm)	XZLW-7272-1S	NP11	S	\$10205.80	\$10666.23	\$11101.05	\$11946.32	
			30"(762mm)/27.5"(699mm)	XZLW-7272-1S	NP12	S	10278.80	10770.26	11174.05	12050.35	
			36"(914mm)/35"(889mm)	24"(610mm)/21.5"(546mm)	XZLW-7272-1S	NP31	S	10303.19	10799.71	11198.44	12079.80
				30"(762mm)/27.5"(699mm)	XZLW-7272-1S	NP32	S	10366.00	10889.22	11261.25	12169.31
78"(1981mm)	75.5"(1918mm)	30"(762mm)/29"(737mm)	24"(610mm)/21.5"(546mm)	XZLW-7278-1S	NP11	S	10290.09	10773.69	11212.01	12109.82	
			30"(762mm)/27.5"(699mm)	XZLW-7278-1S	NP12	S	10373.27	10892.24	11295.19	12228.37	
			36"(914mm)/35"(889mm)	24"(610mm)/21.5"(546mm)	XZLW-7278-1S	NP31	S	10387.47	10907.17	11309.39	12243.30
				30"(762mm)/27.5"(699mm)	XZLW-7278-1S	NP32	S	10460.47	11011.20	11382.39	12347.33
84"(2134mm)	81.5"(2070mm)	30"(762mm)/29"(737mm)	24"(610mm)/21.5"(546mm)	XZLW-7284-1S	NP11	S	10374.38	10881.19	11322.97	12273.31	
			30"(762mm)/27.5"(699mm)	XZLW-7284-1S	NP12	S	10467.74	11014.24	11416.33	12406.36	
			36"(914mm)/35"(889mm)	24"(610mm)/21.5"(546mm)	XZLW-7284-1S	NP31	S	10471.76	11014.66	11420.35	12406.78
				30"(762mm)/27.5"(699mm)	XZLW-7284-1S	NP32	S	10554.94	11133.21	11503.53	12525.33
78"(1981mm)	72"(1829mm)/69.5"(1765mm)	30"(762mm)/29"(737mm)	24"(610mm)/21.5"(546mm)	XZLW-7872-1S	NP11	S	\$10255.03	\$10736.39	\$11150.28	\$12016.48	
			30"(762mm)/27.5"(699mm)	XZLW-7872-1S	NP12	S	10328.03	10840.42	11223.28	12120.51	
			36"(914mm)/35"(889mm)	24"(610mm)/21.5"(546mm)	XZLW-7872-1S	NP31	S	10362.61	10884.38	11257.86	12164.47
				30"(762mm)/27.5"(699mm)	XZLW-7872-1S	NP32	S	10425.42	10973.89	11320.67	12253.98
78"(1981mm)	75.5"(1918mm)	30"(762mm)/29"(737mm)	24"(610mm)/21.5"(546mm)	XZLW-7878-1S	NP11	S	10339.32	10843.85	11261.24	12179.98	
			30"(762mm)/27.5"(699mm)	XZLW-7878-1S	NP12	S	10422.50	10962.40	11344.42	12298.53	
			36"(914mm)/35"(889mm)	24"(610mm)/21.5"(546mm)	XZLW-7878-1S	NP31	S	10446.89	10991.84	11368.81	12327.97
				30"(762mm)/27.5"(699mm)	XZLW-7878-1S	NP32	S	10519.89	11095.87	11441.81	12432.00
84"(2134mm)	81.5"(2070mm)	30"(762mm)/29"(737mm)	24"(610mm)/21.5"(546mm)	XZLW-7884-1S	NP11	S	10423.61	10951.35	11372.20	12343.47	
			30"(762mm)/27.5"(699mm)	XZLW-7884-1S	NP12	S	10516.97	11084.40	11465.56	12476.52	
			36"(914mm)/35"(889mm)	24"(610mm)/21.5"(546mm)	XZLW-7884-1S	NP31	S	10531.18	11099.33	11479.77	12491.45
				30"(762mm)/27.5"(699mm)	XZLW-7884-1S	NP32	S	10614.36	11217.88	11562.95	12610.00
84"(2134mm)	72"(1829mm)/69.5"(1765mm)	30"(762mm)/29"(737mm)	24"(610mm)/21.5"(546mm)	XZLW-8472-1S	NP11	S	\$10304.24	\$10806.53	\$11199.49	\$12086.62	
			30"(762mm)/27.5"(699mm)	XZLW-8472-1S	NP12	S	10377.24	10910.56	11272.49	12190.65	
			36"(914mm)/35"(889mm)	24"(610mm)/21.5"(546mm)	XZLW-8472-1S	NP31	S	10422.02	10969.05	11317.27	12249.14
				30"(762mm)/27.5"(699mm)	XZLW-8472-1S	NP32	S	10484.83	11058.56	11380.08	12338.65
78"(1981mm)	75.5"(1918mm)	30"(762mm)/29"(737mm)	24"(610mm)/21.5"(546mm)	XZLW-8478-1S	NP11	S	10388.53	10913.99	11310.45	12250.12	
			30"(762mm)/27.5"(699mm)	XZLW-8478-1S	NP12	S	10471.71	11032.54	11393.63	12368.67	
			36"(914mm)/35"(889mm)	24"(610mm)/21.5"(546mm)	XZLW-8478-1S	NP31	S	10506.30	11076.51	11428.22	12412.64
				30"(762mm)/27.5"(699mm)	XZLW-8478-1S	NP32	S	10579.30	11180.54	11501.22	12516.67
84"(2134mm)	81.5"(2070mm)	30"(762mm)/29"(737mm)	24"(610mm)/21.5"(546mm)	XZLW-8484-1S	NP11	S	10472.82	11021.49	11421.41	12413.61	
			30"(762mm)/27.5"(699mm)	XZLW-8484-1S	NP12	S	10566.18	11154.54	11514.77	12546.66	
			36"(914mm)/35"(889mm)	24"(610mm)/21.5"(546mm)	XZLW-8484-1S	NP31	S	10590.59	11184.00	11539.18	12576.12
				30"(762mm)/27.5"(699mm)	XZLW-8484-1S	NP32	S	10673.77	11302.55	11622.36	12694.67

*Pricing includes the table plus shroud.

Wall Mounted Height Adjustable Table

L Shape T-Leg

Wall Side Return	Peninsula Length Nominal/Actual	Peninsula Depth Nominal/Actual	Return Depth Nominal/Actual	Number	① ②		HPL*		Wood*			
					A	B	A	B				
HAT T-Leg Laminate Top without Storage on Guest Side												
72"(1829mm)	72"(1829mm)/69.5"(1765mm)	30"(762mm)/29"(737mm)	24"(610mm)/21.5"(546mm)	XLLW-7272-JS	NP21	S	\$8442.21	\$8600.30	\$9337.46	\$9880.39		
			30"(762mm)/27.5"(699mm)	XLLW-7272-JS	NP22	S	8487.02	8650.24	9382.27	9930.33		
			36"(914mm)/35"(889mm)	24"(610mm)/21.5"(546mm)	XLLW-7272-JS	NP41	S	8505.90	8670.09	9401.15	9950.18	
		78"(1981mm)	30"(762mm)/29"(737mm)	30"(762mm)/27.5"(699mm)	XLLW-7272-JS	NP42	S	8544.59	8713.16	9439.84	9993.25	
				24"(610mm)/21.5"(546mm)	XLLW-7278-JS	NP21	S	8513.51	8681.59	9435.43	10017.72	
				30"(762mm)/27.5"(699mm)	XLLW-7278-JS	NP22	S	8564.46	8738.39	9486.38	10074.52	
	84"(2134mm)	30"(762mm)/29"(737mm)	36"(914mm)/35"(889mm)	24"(610mm)/21.5"(546mm)	XLLW-7278-JS	NP41	S	8577.20	8751.36	9499.12	10087.49	
			30"(762mm)/27.5"(699mm)	XLLW-7278-JS	NP42	S	8622.01	8801.30	9543.93	10137.43		
			24"(610mm)/21.5"(546mm)	XLLW-7284-JS	NP21	S	8584.79	8762.87	9533.38	10154.99		
	78"(1981mm)	72"(1829mm)/69.5"(1765mm)	30"(762mm)/29"(737mm)	30"(762mm)/27.5"(699mm)	XLLW-7284-JS	NP22	S	8641.89	8826.56	9590.48	10218.68	
				36"(914mm)/35"(889mm)	24"(610mm)/21.5"(546mm)	XLLW-7284-JS	NP41	S	8648.50	8832.68	9597.09	10224.80
				30"(762mm)/27.5"(699mm)	XLLW-7284-JS	NP42	S	8699.45	8889.48	9648.04	10281.60	
78"(1981mm)			30"(762mm)/29"(737mm)	24"(610mm)/21.5"(546mm)	XLLW-7872-JS	NP21	S	\$8474.75	\$8636.49	\$9370.00	\$9916.58	
				30"(762mm)/27.5"(699mm)	XLLW-7872-JS	NP22	S	8519.56	8686.43	9414.81	9966.52	
				36"(914mm)/35"(889mm)	24"(610mm)/21.5"(546mm)	XLLW-7872-JS	NP41	S	8544.59	8713.16	9439.84	9993.25
84"(2134mm)		30"(762mm)/29"(737mm)	30"(762mm)/27.5"(699mm)	XLLW-7872-JS	NP42	S	8583.28	8756.23	9478.53	10036.32		
			24"(610mm)/21.5"(546mm)	XLLW-7878-JS	NP21	S	8546.05	8717.78	9467.97	10053.91		
			30"(762mm)/27.5"(699mm)	XLLW-7878-JS	NP22	S	8597.00	8774.58	9518.92	10110.71		
84"(2134mm)		72"(1829mm)/69.5"(1765mm)	30"(762mm)/29"(737mm)	36"(914mm)/35"(889mm)	24"(610mm)/21.5"(546mm)	XLLW-7878-JS	NP41	S	8615.89	8794.43	9537.81	10130.56
				30"(762mm)/27.5"(699mm)	XLLW-7878-JS	NP42	S	8660.70	8844.37	9582.62	10180.50	
				24"(610mm)/21.5"(546mm)	XLLW-7884-JS	NP21	S	8617.33	8799.06	9565.92	10191.18	
	78"(1981mm)		30"(762mm)/29"(737mm)	30"(762mm)/27.5"(699mm)	XLLW-7884-JS	NP22	S	8674.43	8862.75	9623.02	10254.87	
				36"(914mm)/35"(889mm)	24"(610mm)/21.5"(546mm)	XLLW-7884-JS	NP41	S	8687.19	8875.75	9635.78	10267.87
				30"(762mm)/27.5"(699mm)	XLLW-7884-JS	NP42	S	8738.14	8932.55	9686.73	10324.67	
	84"(2134mm)	72"(1829mm)/69.5"(1765mm)	30"(762mm)/29"(737mm)	24"(610mm)/21.5"(546mm)	XLLW-8472-JS	NP21	S	\$8507.31	\$8672.70	\$9402.56	\$9952.79	
				30"(762mm)/27.5"(699mm)	XLLW-8472-JS	NP22	S	8552.12	8722.64	9447.37	10002.73	
				36"(914mm)/35"(889mm)	24"(610mm)/21.5"(546mm)	XLLW-8472-JS	NP41	S	8583.29	8756.24	9478.54	10036.33
			78"(1981mm)	30"(762mm)/29"(737mm)	30"(762mm)/27.5"(699mm)	XLLW-8472-JS	NP42	S	8621.98	8799.31	9517.23	10079.40
					24"(610mm)/21.5"(546mm)	XLLW-8478-JS	NP21	S	8578.61	8753.99	9500.53	10090.12
					30"(762mm)/27.5"(699mm)	XLLW-8478-JS	NP22	S	8629.56	8810.79	9551.48	10146.92
84"(2134mm)	30"(762mm)/29"(737mm)	36"(914mm)/35"(889mm)	24"(610mm)/21.5"(546mm)	XLLW-8478-JS	NP41	S	8654.59	8837.51	9576.51	10173.64		
		30"(762mm)/27.5"(699mm)	XLLW-8478-JS	NP42	S	8699.40	8887.45	9621.32	10223.58			
		24"(610mm)/21.5"(546mm)	XLLW-8484-JS	NP21	S	8649.89	8835.27	9598.48	10227.39			
84"(2134mm)	30"(762mm)/29"(737mm)	30"(762mm)/27.5"(699mm)	XLLW-8484-JS	NP22	S	8706.99	8898.96	9655.58	10291.08			
		36"(914mm)/35"(889mm)	24"(610mm)/21.5"(546mm)	XLLW-8484-JS	NP41	S	8725.89	8918.83	9674.48	10310.95		
		30"(762mm)/27.5"(699mm)	XLLW-8484-JS	NP42	S	8776.84	8975.63	9725.43	10367.75			

*Pricing includes the table plus shroud.

Wall Mounted Height Adjustable Table

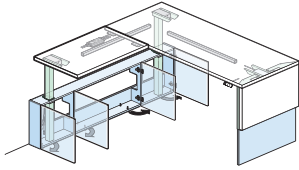
L Shape T-Leg

Wall Side Return	Peninsula Length Nominal/Actual	Peninsula Depth Nominal/Actual	Return Depth Nominal/Actual	Number	①	②	HPL*		Wood*		
							A	B	A	B	
HAT T-Leg Wood Top without Storage on Guest Side											
72"(1829mm)	72"(1829mm)/69.5"(1765mm)	30"(762mm)/29"(737mm)	24"(610mm)/21.5"(546mm)	XZLW-7272-1S	NP21	S	\$ 10219.94	\$10686.38	\$ 11115.19	\$ 11966.47	
			30"(762mm)/27.5"(699mm)	XZLW-7272-1S	NP22	S	10291.24	10787.99	11186.49	12068.08	
			36"(914mm)/35"(889mm)	24"(610mm)/21.5"(546mm)	XZLW-7272-1S	NP41	S	10317.33	10819.86	11212.58	12099.95
78"(1981mm)	75.5"(1918mm)	30"(762mm)/29"(737mm)	30"(762mm)/27.5"(699mm)	XZLW-7272-1S	NP42	S	10378.45	10906.96	11273.70	12187.05	
			24"(610mm)/21.5"(546mm)	XZLW-7278-1S	NP21	S	10304.23	10793.85	11226.15	12129.98	
			30"(762mm)/27.5"(699mm)	XZLW-7278-1S	NP22	S	10385.71	10909.97	11307.63	12246.10	
84"(2134mm)	81.5"(2070mm)	30"(762mm)/29"(737mm)	36"(914mm)/35"(889mm)	24"(610mm)/21.5"(546mm)	XZLW-7278-1S	NP41	S	10401.62	10927.32	11323.54	12263.45
			30"(762mm)/27.5"(699mm)	XZLW-7278-1S	NP42	S	10472.92	11028.93	11394.84	12365.06	
			24"(610mm)/21.5"(546mm)	XZLW-7284-1S	NP21	S	10388.51	10901.33	11337.10	12293.45	
78"(1981mm)	72"(1829mm)/69.5"(1765mm)	30"(762mm)/29"(737mm)	30"(762mm)/27.5"(699mm)	XZLW-7284-1S	NP22	S	10480.17	11031.97	11428.76	12424.09	
			36"(914mm)/35"(889mm)	24"(610mm)/21.5"(546mm)	XZLW-7284-1S	NP41	S	10485.91	11034.82	11434.50	12426.94
			30"(762mm)/27.5"(699mm)	XZLW-7284-1S	NP42	S	10567.39	11150.94	11515.98	12543.06	
78"(1981mm)	72"(1829mm)/69.5"(1765mm)	30"(762mm)/29"(737mm)	24"(610mm)/21.5"(546mm)	XZLW-7872-1S	NP21	S	\$ 10270.87	\$ 10758.96	\$ 11166.12	\$ 12039.05	
			30"(762mm)/27.5"(699mm)	XZLW-7872-1S	NP22	S	10342.17	10860.57	11237.42	12140.66	
			36"(914mm)/35"(889mm)	24"(610mm)/21.5"(546mm)	XZLW-7872-1S	NP41	S	10378.45	10906.96	11273.70	12187.05
78"(1981mm)	75.5"(1918mm)	30"(762mm)/29"(737mm)	30"(762mm)/27.5"(699mm)	XZLW-7872-1S	NP42	S	10439.57	10994.06	11334.82	12274.15	
			24"(610mm)/21.5"(546mm)	XZLW-7878-1S	NP21	S	10355.16	10866.43	11277.08	12202.56	
			30"(762mm)/27.5"(699mm)	XZLW-7878-1S	NP22	S	10436.64	10982.55	11358.56	12318.68	
84"(2134mm)	81.5"(2070mm)	30"(762mm)/29"(737mm)	36"(914mm)/35"(889mm)	24"(610mm)/21.5"(546mm)	XZLW-7878-1S	NP41	S	10462.74	11014.42	11384.66	12350.55
			30"(762mm)/27.5"(699mm)	XZLW-7878-1S	NP42	S	10534.04	11116.03	11455.96	12452.16	
			24"(610mm)/21.5"(546mm)	XZLW-7884-1S	NP21	S	10439.44	10973.91	11388.03	12366.03	
84"(2134mm)	72"(1829mm)/69.5"(1765mm)	30"(762mm)/29"(737mm)	30"(762mm)/27.5"(699mm)	XZLW-7884-1S	NP22	S	10531.10	11104.55	11479.69	12496.67	
			36"(914mm)/35"(889mm)	24"(610mm)/21.5"(546mm)	XZLW-7884-1S	NP41	S	10547.03	11121.92	11495.62	12514.04
			30"(762mm)/27.5"(699mm)	XZLW-7884-1S	NP42	S	10628.51	11238.04	11577.10	12630.16	
84"(2134mm)	72"(1829mm)/69.5"(1765mm)	30"(762mm)/29"(737mm)	24"(610mm)/21.5"(546mm)	XZLW-8472-1S	NP21	S	\$ 10321.79	\$ 10831.54	\$ 11217.04	\$ 12111.63	
			30"(762mm)/27.5"(699mm)	XZLW-8472-1S	NP22	S	10393.09	10933.15	11288.34	12213.24	
			36"(914mm)/35"(889mm)	24"(610mm)/21.5"(546mm)	XZLW-8472-1S	NP41	S	10439.56	10994.05	11334.81	12274.14
78"(1981mm)	75.5"(1918mm)	30"(762mm)/29"(737mm)	30"(762mm)/27.5"(699mm)	XZLW-8472-1S	NP42	S	10500.68	11081.15	11395.93	12361.24	
			24"(610mm)/21.5"(546mm)	XZLW-8478-1S	NP21	S	10406.08	10939.01	11328.00	12275.14	
			30"(762mm)/27.5"(699mm)	XZLW-8478-1S	NP22	S	10487.56	11055.13	11409.48	12391.26	
84"(2134mm)	81.5"(2070mm)	30"(762mm)/29"(737mm)	36"(914mm)/35"(889mm)	24"(610mm)/21.5"(546mm)	XZLW-8478-1S	NP41	S	10523.85	11101.51	11445.77	12437.64
			30"(762mm)/27.5"(699mm)	XZLW-8478-1S	NP42	S	10595.15	11203.12	11517.07	12539.25	
			24"(610mm)/21.5"(546mm)	XZLW-8484-1S	NP21	S	10490.36	11046.49	11438.95	12438.61	
84"(2134mm)	72"(1829mm)/69.5"(1765mm)	30"(762mm)/29"(737mm)	30"(762mm)/27.5"(699mm)	XZLW-8484-1S	NP22	S	10582.02	11177.13	11530.61	12569.25	
			36"(914mm)/35"(889mm)	24"(610mm)/21.5"(546mm)	XZLW-8484-1S	NP41	S	10608.14	11209.01	11556.73	12601.13
			30"(762mm)/27.5"(699mm)	XZLW-8484-1S	NP42	S	10689.62	11325.13	11638.21	12717.25	

*Pricing includes the table plus shroud.

Wall Mounted Height Adjustable Table

L Shape Telescoping Metal Leg



XLLW
Class RA

Features

- Includes 1.18" (30mm) thick worktop, collision sensor and attachment hardware.
- High-Pressure Laminate (HPL) worktop with 3mm edgeband applied to user and visitor edges. Ends capped with 1mm thick edgeband.
- Wood worktop with a choice of profiled edge (Square or Bevel) applied to user and visitor edges.
- Double-cut veneers available with Square 3mm Radius edge only.
- Electric Height Adjustment:
 - Speed is 1.4" (36mm) per second.
 - Standard Range (Single Stage) telescoping columns feature 19.2" (488mm) continuous adjustment range.
- Depth and width shown in nominal dimensions.
- Ships unassembled.

Specification Tips

- Includes reduced depth of 2.5" (64mm) along wall side to allow for wall mounted elements and 1" (25mm) pinch point.
- Peninsula Surface can accept a separately specified 16" (406mm)H Fixed Adaptable Modesty Panel, see Application Guide for Fixed Modesty Panels for additional information.
- Required to be attached to a structural wall via wall mount brackets, not allowed to be freestanding.
- When attaching to Enclose walls, specify the Architectural Wall Mount Bracket, not allowed to be freestanding.
- Return surface side cannot have any modesty panel, due to wall shroud interference.
- When there is storage along the wall on guest side, specify option to reduce the Peninsula Surface depth by 1" (25mm) to allow for pinch point on guest side.
- Wall Mount Shroud cannot be used to store or hold anything.
- Shallow hinged wire management tray can be used on Peninsula and Return surface, see chart Application Guide for information on sizing.
- For use with separately specified electrical components:
 - Belong Power suite
 - Shallow Hinged Wire Management Tray
 - When attaching to Enclose walls, specify the Architectural Wall Mount Bracket.
 - Required to be attached to a wall via the included wall mount brackets, not allowed to be freestanding.
 - See Specification Guide for worksurface weights.
- See Product Application pages for guidelines on pinch points.

To Order, Specify:

1) Product number, including:

1 Handedness:

L Left

R Right

2 Shroud Material:

L HPL

Z Wood

- 2) Laminate or wood surface color.
- 3) Edge trim color (laminate only).
- 4) Shroud surface color.
- 5) Shroud trim color (laminate only).
- 6) Trim color for bezel and base.
- 7) Telescoping Metal Shroud color.

Note: \$38.77 upcharge list for Grade B trim colors.

Wall Mounted Height Adjustable Table

L Shape Telescoping Metal Leg

Wall Side Return	Peninsula Length Nominal/Actual	Peninsula Depth Nominal/Actual	Return Depth Nominal/Actual	Number	①	②	HPL		Wood			
							A	B	A	B		
HAT Telescoping Metal Shroud Laminate Top with Storage on Guest Side												
72"(1829mm)	72"(1829mm)/69.5"(1765mm)	30"(762mm)/29"(737mm)	24"(610mm)/21.5"(546mm)	XLLW-7272-JS	MP11	S	\$9563.11	\$ 9702.89	\$10458.36	\$10982.98		
			30"(762mm)/27.5"(699mm)	XLLW-7272-JS	MP12	S	9608.96	9753.98	10504.21	11034.07		
			36"(914mm)/35"(889mm)	24"(610mm)/21.5"(546mm)	XLLW-7272-JS	MP31	S	9654.07	9796.36	10549.32	11076.45	
			30"(762mm)/27.5"(699mm)	XLLW-7272-JS	MP32	S	9693.77	9840.57	10589.02	11120.66		
			78"(1981mm)/75.5"(1918mm)	30"(762mm)/29"(737mm)	24"(610mm)/21.5"(546mm)	XLLW-7278-JS	MP11	S	9634.41	9784.18	10556.33	11120.31
					30"(762mm)/27.5"(699mm)	XLLW-7278-JS	MP12	S	9686.40	9842.13	10608.32	11178.26
			36"(914mm)/35"(889mm)	24"(610mm)/21.5"(546mm)	XLLW-7278-JS	MP31	S	9725.35	9877.62	10647.27	11213.75	
					30"(762mm)/27.5"(699mm)	XLLW-7278-JS	MP32	S	9771.20	9928.71	10693.12	11264.84
			84"(2134mm)/81.5"(2070mm)	30"(762mm)/29"(737mm)	24"(610mm)/21.5"(546mm)	XLLW-7284-JS	MP11	S	9705.71	9865.48	10654.30	11257.60
			30"(762mm)/27.5"(699mm)	XLLW-7284-JS	MP12	S	9763.84	9930.31	10712.43	11322.43		
			36"(914mm)/35"(889mm)	24"(610mm)/21.5"(546mm)	XLLW-7284-JS	MP31	S	9796.65	9958.94	10745.24	11351.06	
					30"(762mm)/27.5"(699mm)	XLLW-7284-JS	MP32	S	9848.64	10016.89	10797.23	11409.01
78"(1981mm)	72"(1829mm)/69.5"(1765mm)	30"(762mm)/29"(737mm)	24"(610mm)/21.5"(546mm)	XLLW-7872-JS	MP11	S	\$9594.62	\$ 9737.93	\$10489.87	\$ 11018.02		
			30"(762mm)/27.5"(699mm)	XLLW-7872-JS	MP12	S	9640.47	9789.02	10535.72	11069.11		
			36"(914mm)/35"(889mm)	24"(610mm)/21.5"(546mm)	XLLW-7872-JS	MP31	S	9691.72	9838.28	10586.97	11118.37	
			30"(762mm)/27.5"(699mm)	XLLW-7872-JS	MP32	S	9731.42	9882.49	10626.67	11162.58		
			78"(1981mm)/75.5"(1918mm)	30"(762mm)/29"(737mm)	24"(610mm)/21.5"(546mm)	XLLW-7878-JS	MP11	S	9665.92	9819.22	10587.84	11155.35
					30"(762mm)/27.5"(699mm)	XLLW-7878-JS	MP12	S	9717.91	9877.17	10639.83	11213.30
			36"(914mm)/35"(889mm)	24"(610mm)/21.5"(546mm)	XLLW-7878-JS	MP31	S	9763.00	9919.54	10684.92	11255.67	
					30"(762mm)/27.5"(699mm)	XLLW-7878-JS	MP32	S	9808.85	9970.63	10730.77	11306.76
			84"(2134mm)/81.5"(2070mm)	30"(762mm)/29"(737mm)	24"(610mm)/21.5"(546mm)	XLLW-7884-JS	MP11	S	9737.22	9900.52	10685.81	11292.64
			30"(762mm)/27.5"(699mm)	XLLW-7884-JS	MP12	S	9795.35	9965.35	10743.94	11357.47		
			36"(914mm)/35"(889mm)	24"(610mm)/21.5"(546mm)	XLLW-7884-JS	MP31	S	9834.30	10000.86	10782.89	11392.98	
					30"(762mm)/27.5"(699mm)	XLLW-7884-JS	MP32	S	9886.29	10058.81	10834.88	11450.93
84"(2134mm)	72"(1829mm)/69.5"(1765mm)	30"(762mm)/29"(737mm)	24"(610mm)/21.5"(546mm)	XLLW-8472-JS	MP11	S	\$9626.14	\$ 9772.99	\$ 10521.39	\$ 11053.08		
			30"(762mm)/27.5"(699mm)	XLLW-8472-JS	MP12	S	9671.99	9824.08	10567.24	11104.17		
			36"(914mm)/35"(889mm)	24"(610mm)/21.5"(546mm)	XLLW-8472-JS	MP31	S	9729.39	9880.21	10624.64	11160.30	
			30"(762mm)/27.5"(699mm)	XLLW-8472-JS	MP32	S	9769.09	9924.42	10664.34	11204.51		
			78"(1981mm)/75.5"(1918mm)	30"(762mm)/29"(737mm)	24"(610mm)/21.5"(546mm)	XLLW-8478-JS	MP11	S	9697.44	9854.28	10619.36	11190.41
					30"(762mm)/27.5"(699mm)	XLLW-8478-JS	MP12	S	9749.43	9912.23	10671.35	11248.36
			36"(914mm)/35"(889mm)	24"(610mm)/21.5"(546mm)	XLLW-8478-JS	MP31	S	9800.67	9961.47	10722.59	11297.60	
					30"(762mm)/27.5"(699mm)	XLLW-8478-JS	MP32	S	9846.52	10012.56	10768.44	11348.69
			84"(2134mm)/81.5"(2070mm)	30"(762mm)/29"(737mm)	24"(610mm)/21.5"(546mm)	XLLW-8484-JS	MP11	S	9768.74	9935.58	10717.33	11327.70
			30"(762mm)/27.5"(699mm)	XLLW-8484-JS	MP12	S	9826.87	10000.41	10775.46	11392.53		
			36"(914mm)/35"(889mm)	24"(610mm)/21.5"(546mm)	XLLW-8484-JS	MP31	S	9871.97	10042.79	10820.56	11434.91	
					30"(762mm)/27.5"(699mm)	XLLW-8484-JS	MP32	S	9923.96	10100.74	10872.55	11492.86

Wall Mounted Height Adjustable Table

L Shape Telescoping Metal Leg

Wall Side Return	Peninsula Length Nominal/Actual	Peninsula Depth Nominal/Actual	Return Depth Nominal/Actual	Number	①	②	HPL		Wood		
							A	B	A	B	
HAT Telescoping Metal Shroud Wood Top with Storage on Guest Side											
72"(1829mm)	72"(1829mm)/69.5"(1765mm)	30"(762mm)/29"(737mm)	24"(610mm)/21.5"(546mm)	XZLW-7272-1S	MP11	S	\$ 11546.23	\$ 11958.75	\$ 12441.48	\$ 13238.84	
			30"(762mm)/27.5"(699mm)	XZLW-7272-1S	MP12	S	11619.23	12062.78	12514.48	13342.87	
			36"(914mm)/35"(889mm)	24"(610mm)/21.5"(546mm)	XZLW-7272-1S	MP31	S	11675.98	12114.66	12571.23	13394.75
			30"(762mm)/27.5"(699mm)	XZLW-7272-1S	MP32	S	11738.79	12204.17	12634.04	13484.26	
78"(1981mm)	75.5"(1918mm)	30"(762mm)/29"(737mm)	24"(610mm)/21.5"(546mm)	XZLW-7278-1S	MP11	S	11630.52	12066.21	12552.44	13402.34	
			30"(762mm)/27.5"(699mm)	XZLW-7278-1S	MP12	S	11713.70	12184.76	12635.62	13520.89	
			36"(914mm)/35"(889mm)	24"(610mm)/21.5"(546mm)	XZLW-7278-1S	MP31	S	11760.26	12222.12	12682.18	13558.25
			30"(762mm)/27.5"(699mm)	XZLW-7278-1S	MP32	S	11833.26	12326.15	12755.18	13662.28	
84"(2134mm)	81.5"(2070mm)	30"(762mm)/29"(737mm)	24"(610mm)/21.5"(546mm)	XZLW-7284-1S	MP11	S	11714.81	12173.71	12663.40	13565.83	
			30"(762mm)/27.5"(699mm)	XZLW-7284-1S	MP12	S	11808.17	12306.76	12756.76	13698.88	
			36"(914mm)/35"(889mm)	24"(610mm)/21.5"(546mm)	XZLW-7284-1S	MP31	S	11844.55	12329.61	12793.14	13721.73
			30"(762mm)/27.5"(699mm)	XZLW-7284-1S	MP32	S	11927.73	12448.16	12876.32	13840.28	
78"(1981mm)	72"(1829mm)/69.5"(1765mm)	30"(762mm)/29"(737mm)	24"(610mm)/21.5"(546mm)	XZLW-7872-1S	MP11	S	\$ 11595.46	\$ 12028.91	\$ 12490.71	\$ 13309.00	
			30"(762mm)/27.5"(699mm)	XZLW-7872-1S	MP12	S	11668.46	12132.94	12563.71	13413.03	
			36"(914mm)/35"(889mm)	24"(610mm)/21.5"(546mm)	XZLW-7872-1S	MP31	S	11735.40	12199.33	12630.65	13479.42
			30"(762mm)/27.5"(699mm)	XZLW-7872-1S	MP32	S	11798.21	12288.84	12693.46	13568.93	
78"(1981mm)	75.5"(1918mm)	30"(762mm)/29"(737mm)	24"(610mm)/21.5"(546mm)	XZLW-7878-1S	MP11	S	11679.75	12136.37	12601.67	13472.50	
			30"(762mm)/27.5"(699mm)	XZLW-7878-1S	MP12	S	11762.93	12254.92	12684.85	13591.05	
			36"(914mm)/35"(889mm)	24"(610mm)/21.5"(546mm)	XZLW-7878-1S	MP31	S	11819.68	12306.79	12741.60	13642.92
			30"(762mm)/27.5"(699mm)	XZLW-7878-1S	MP32	S	11892.68	12410.82	12814.60	13746.95	
84"(2134mm)	81.5"(2070mm)	30"(762mm)/29"(737mm)	24"(610mm)/21.5"(546mm)	XZLW-7884-1S	MP11	S	11764.04	12243.87	12712.63	13635.99	
			30"(762mm)/27.5"(699mm)	XZLW-7884-1S	MP12	S	11857.40	12376.92	12805.99	13769.04	
			36"(914mm)/35"(889mm)	24"(610mm)/21.5"(546mm)	XZLW-7884-1S	MP31	S	11903.97	12414.28	12852.56	13806.40
			30"(762mm)/27.5"(699mm)	XZLW-7884-1S	MP32	S	11987.15	12532.83	12935.74	13924.95	
84"(2134mm)	72"(1829mm)/69.5"(1765mm)	30"(762mm)/29"(737mm)	24"(610mm)/21.5"(546mm)	XZLW-8472-1S	MP11	S	\$ 11644.67	\$ 12099.05	\$ 12539.92	\$ 13379.14	
			30"(762mm)/27.5"(699mm)	XZLW-8472-1S	MP12	S	11717.67	12203.08	12612.92	13483.17	
			36"(914mm)/35"(889mm)	24"(610mm)/21.5"(546mm)	XZLW-8472-1S	MP31	S	11794.81	12284.00	12690.06	13564.09
			30"(762mm)/27.5"(699mm)	XZLW-8472-1S	MP32	S	11857.62	12373.51	12752.87	13653.60	
78"(1981mm)	75.5"(1918mm)	30"(762mm)/29"(737mm)	24"(610mm)/21.5"(546mm)	XZLW-8478-1S	MP11	S	11728.96	12206.51	12650.88	13542.64	
			30"(762mm)/27.5"(699mm)	XZLW-8478-1S	MP12	S	11812.14	12325.06	12734.06	13661.19	
			36"(914mm)/35"(889mm)	24"(610mm)/21.5"(546mm)	XZLW-8478-1S	MP31	S	11879.09	12391.46	12801.01	13727.59
			30"(762mm)/27.5"(699mm)	XZLW-8478-1S	MP32	S	11952.09	12495.49	12874.01	13831.62	
84"(2134mm)	81.5"(2070mm)	30"(762mm)/29"(737mm)	24"(610mm)/21.5"(546mm)	XZLW-8484-1S	MP11	S	11813.25	12314.01	12761.84	13706.13	
			30"(762mm)/27.5"(699mm)	XZLW-8484-1S	MP12	S	11906.61	12447.06	12855.20	13839.18	
			36"(914mm)/35"(889mm)	24"(610mm)/21.5"(546mm)	XZLW-8484-1S	MP31	S	11963.38	12498.95	12911.97	13891.07
			30"(762mm)/27.5"(699mm)	XZLW-8484-1S	MP32	S	12046.56	12617.50	12995.15	14009.62	

Wall Mounted Height Adjustable Table

L Shape Telescoping Metal Leg

Wall Side Return	Peninsula Length Nominal/Actual	Peninsula Depth Nominal/Actual	Return Depth Nominal/Actual	Number	①	②	HPL		Wood			
							A	B	A	B		
HAT Telescoping Metal Shroud Laminate Top without Storage on Guest Side												
72"(1829mm)	72"(1829mm)/69.5"(1765mm)	30"(762mm)/29"(737mm)	24"(610mm)/21.5"(546mm)	XLLW-7272-JS	MP21	S	\$ 9576.17	\$ 9716.38	\$ 10471.42	\$ 10996.47		
			30"(762mm)/27.5"(699mm)	XLLW-7272-JS	MP22	S	9620.98	9766.32	10516.23	11046.41		
			36"(914mm)/35"(889mm)	24"(610mm)/21.5"(546mm)	XLLW-7272-JS	MP41	S	9667.11	9809.84	10562.36	11089.93	
			30"(762mm)/27.5"(699mm)	XLLW-7272-JS	MP42	S	9705.80	9852.91	10601.05	11133.00		
			78"(1981mm)/75.5"(1918mm)	30"(762mm)/29"(737mm)	24"(610mm)/21.5"(546mm)	XLLW-7278-JS	MP21	S	9647.47	9797.67	10569.39	11133.80
			30"(762mm)/27.5"(699mm)	XLLW-7278-JS	MP22	S	9698.42	9854.47	10620.34	11190.60		
			36"(914mm)/35"(889mm)	24"(610mm)/21.5"(546mm)	XLLW-7278-JS	MP41	S	9738.41	9891.11	10660.33	11227.24	
			30"(762mm)/27.5"(699mm)	XLLW-7278-JS	MP42	S	9783.22	9941.05	10705.14	11277.18		
			84"(2134mm)/81.5"(2070mm)	30"(762mm)/29"(737mm)	24"(610mm)/21.5"(546mm)	XLLW-7284-JS	MP21	S	9718.75	9878.95	10667.34	11271.07
			30"(762mm)/27.5"(699mm)	XLLW-7284-JS	MP22	S	9775.85	9942.64	10724.44	11334.76		
			36"(914mm)/35"(889mm)	24"(610mm)/21.5"(546mm)	XLLW-7284-JS	MP41	S	9809.71	9972.43	10758.30	11364.55	
			30"(762mm)/27.5"(699mm)	XLLW-7284-JS	MP42	S	9860.66	10029.23	10809.25	11421.35		
78"(1981mm)	72"(1829mm)/69.5"(1765mm)	30"(762mm)/29"(737mm)	24"(610mm)/21.5"(546mm)	XLLW-7872-JS	MP21	S	\$ 9608.71	\$ 9752.57	\$ 10503.96	\$ 11032.66		
			30"(762mm)/27.5"(699mm)	XLLW-7872-JS	MP22	S	9653.52	9802.51	10548.77	11082.60		
			36"(914mm)/35"(889mm)	24"(610mm)/21.5"(546mm)	XLLW-7872-JS	MP41	S	9705.80	9852.91	10601.05	11133.00	
			30"(762mm)/27.5"(699mm)	XLLW-7872-JS	MP42	S	9744.49	9895.98	10639.74	11176.07		
			78"(1981mm)/75.5"(1918mm)	30"(762mm)/29"(737mm)	24"(610mm)/21.5"(546mm)	XLLW-7878-JS	MP21	S	9680.01	9833.86	10601.93	11169.99
			30"(762mm)/27.5"(699mm)	XLLW-7878-JS	MP22	S	9730.96	9890.66	10652.88	11226.79		
			36"(914mm)/35"(889mm)	24"(610mm)/21.5"(546mm)	XLLW-7878-JS	MP41	S	9777.10	9934.18	10699.02	11270.31	
			30"(762mm)/27.5"(699mm)	XLLW-7878-JS	MP42	S	9821.91	9984.12	10743.83	11320.25		
			84"(2134mm)/81.5"(2070mm)	30"(762mm)/29"(737mm)	24"(610mm)/21.5"(546mm)	XLLW-7884-JS	MP21	S	9751.29	9915.14	10699.88	11307.26
			30"(762mm)/27.5"(699mm)	XLLW-7884-JS	MP22	S	9808.39	9978.83	10756.98	11370.95		
			36"(914mm)/35"(889mm)	24"(610mm)/21.5"(546mm)	XLLW-7884-JS	MP41	S	9848.40	10015.50	10796.99	11407.62	
			30"(762mm)/27.5"(699mm)	XLLW-7884-JS	MP42	S	9899.35	10072.30	10847.94	11464.42		
84"(2134mm)	72"(1829mm)/69.5"(1765mm)	30"(762mm)/29"(737mm)	24"(610mm)/21.5"(546mm)	XLLW-8472-JS	MP21	S	\$ 9641.27	\$ 9788.78	\$ 10536.52	\$ 11068.87		
			30"(762mm)/27.5"(699mm)	XLLW-8472-JS	MP22	S	9686.08	9838.72	10581.33	11118.81		
			36"(914mm)/35"(889mm)	24"(610mm)/21.5"(546mm)	XLLW-8472-JS	MP41	S	9744.50	9895.99	10639.75	11176.08	
			30"(762mm)/27.5"(699mm)	XLLW-8472-JS	MP42	S	9783.19	9939.06	10678.44	11219.15		
			78"(1981mm)/75.5"(1918mm)	30"(762mm)/29"(737mm)	24"(610mm)/21.5"(546mm)	XLLW-8478-JS	MP21	S	9712.57	9870.07	10634.49	11206.20
			30"(762mm)/27.5"(699mm)	XLLW-8478-JS	MP22	S	9763.52	9926.87	10685.44	11263.00		
			36"(914mm)/35"(889mm)	24"(610mm)/21.5"(546mm)	XLLW-8478-JS	MP41	S	9815.80	9977.26	10737.72	11313.39	
			30"(762mm)/27.5"(699mm)	XLLW-8478-JS	MP42	S	9860.61	10027.20	10782.53	11363.33		
			84"(2134mm)/81.5"(2070mm)	30"(762mm)/29"(737mm)	24"(610mm)/21.5"(546mm)	XLLW-8484-JS	MP21	S	9783.85	9951.35	10732.44	11343.47
			30"(762mm)/27.5"(699mm)	XLLW-8484-JS	MP22	S	9840.95	10015.04	10789.54	11407.16		
			36"(914mm)/35"(889mm)	24"(610mm)/21.5"(546mm)	XLLW-8484-JS	MP41	S	9887.10	10058.58	10835.69	11450.70	
			30"(762mm)/27.5"(699mm)	XLLW-8484-JS	MP42	S	9938.05	10115.38	10886.64	11507.50		

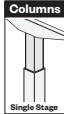
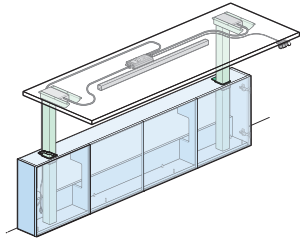
Wall Mounted Height Adjustable Table

L Shape Telescoping Metal Leg

Wall Side Return	Peninsula Length Nominal/Actual	Peninsula Depth Nominal/Actual	Return Depth Nominal/Actual	Number	①	②	HPL		Wood		
							A	B	A	B	
HAT Telescoping Metal Shroud Wood Top without Storage on Guest Side											
72"(1829mm)	72"(1829mm)/69.5"(1765mm)	30"(762mm)/29"(737mm)	24"(610mm)/21.5"(546mm)	XZLW-7272-1S	MP21	S	\$ 11565.77	\$ 11982.64	\$ 12461.02	\$ 13262.73	
			30"(762mm)/27.5"(699mm)	XZLW-7272-1S	MP22	S	11637.07	12084.25	12532.32	13364.34	
			36"(914mm)/35"(889mm)	24"(610mm)/21.5"(546mm)	XZLW-7272-1S	MP41	S	11695.51	12138.56	12590.76	13418.65
			30"(762mm)/27.5"(699mm)	XZLW-7272-1S	MP42	S	11756.63	12225.66	12651.88	13505.75	
78"(1981mm)	75.5"(1918mm)	30"(762mm)/29"(737mm)	24"(610mm)/21.5"(546mm)	XZLW-7278-1S	MP21	S	11650.06	12090.11	12571.98	13426.24	
			30"(762mm)/27.5"(699mm)	XZLW-7278-1S	MP22	S	11731.54	12206.23	12653.46	13542.36	
			36"(914mm)/35"(889mm)	24"(610mm)/21.5"(546mm)	XZLW-7278-1S	MP41	S	11779.80	12246.02	12701.72	13582.15
			30"(762mm)/27.5"(699mm)	XZLW-7278-1S	MP42	S	11851.10	12347.63	12773.02	13683.76	
84"(2134mm)	81.5"(2070mm)	30"(762mm)/29"(737mm)	24"(610mm)/21.5"(546mm)	XZLW-7284-1S	MP21	S	11734.34	12197.59	12682.93	13589.71	
			30"(762mm)/27.5"(699mm)	XZLW-7284-1S	MP22	S	11826.00	12328.23	13328.24	13720.35	
			36"(914mm)/35"(889mm)	24"(610mm)/21.5"(546mm)	XZLW-7284-1S	MP41	S	11864.09	12353.52	12812.68	13745.64
			30"(762mm)/27.5"(699mm)	XZLW-7284-1S	MP42	S	11945.57	12469.64	12894.16	13861.76	
78"(1981mm)	72"(1829mm)/69.5"(1765mm)	30"(762mm)/29"(737mm)	24"(610mm)/21.5"(546mm)	XZLW-7872-1S	MP21	S	\$ 11616.70	\$ 12055.22	\$ 12511.95	\$ 13335.31	
			30"(762mm)/27.5"(699mm)	XZLW-7872-1S	MP22	S	11688.00	12156.83	12583.25	13436.92	
			36"(914mm)/35"(889mm)	24"(610mm)/21.5"(546mm)	XZLW-7872-1S	MP41	S	11756.63	12225.66	12651.88	13505.75
			30"(762mm)/27.5"(699mm)	XZLW-7872-1S	MP42	S	11817.75	12312.76	12713.00	13592.85	
78"(1981mm)	75.5"(1918mm)	30"(762mm)/29"(737mm)	24"(610mm)/21.5"(546mm)	XZLW-7878-1S	MP21	S	11700.99	12162.69	12622.91	13498.82	
			30"(762mm)/27.5"(699mm)	XZLW-7878-1S	MP22	S	11782.47	12278.81	12704.39	13614.94	
			36"(914mm)/35"(889mm)	24"(610mm)/21.5"(546mm)	XZLW-7878-1S	MP41	S	11840.92	12333.12	12762.84	13669.25
			30"(762mm)/27.5"(699mm)	XZLW-7878-1S	MP42	S	11912.22	12434.73	12834.14	13770.86	
84"(2134mm)	81.5"(2070mm)	30"(762mm)/29"(737mm)	24"(610mm)/21.5"(546mm)	XZLW-7884-1S	MP21	S	11785.27	12270.17	12733.86	13662.29	
			30"(762mm)/27.5"(699mm)	XZLW-7884-1S	MP22	S	11876.93	12400.81	12825.52	13792.93	
			36"(914mm)/35"(889mm)	24"(610mm)/21.5"(546mm)	XZLW-7884-1S	MP41	S	11925.21	12440.62	12873.80	13832.74
			30"(762mm)/27.5"(699mm)	XZLW-7884-1S	MP42	S	12006.69	12556.74	12955.28	13948.86	
84"(2134mm)	72"(1829mm)/69.5"(1765mm)	30"(762mm)/29"(737mm)	24"(610mm)/21.5"(546mm)	XZLW-8472-1S	MP21	S	\$ 11667.62	\$ 12127.80	\$ 12562.87	\$ 13407.89	
			30"(762mm)/27.5"(699mm)	XZLW-8472-1S	MP22	S	11738.92	12229.41	12634.17	13509.50	
			36"(914mm)/35"(889mm)	24"(610mm)/21.5"(546mm)	XZLW-8472-1S	MP41	S	11817.74	12312.75	12712.99	13592.84
			30"(762mm)/27.5"(699mm)	XZLW-8472-1S	MP42	S	11878.86	12399.85	12774.11	13679.94	
78"(1981mm)	75.5"(1918mm)	30"(762mm)/29"(737mm)	24"(610mm)/21.5"(546mm)	XZLW-8478-1S	MP21	S	11751.91	12235.27	12673.83	13571.40	
			30"(762mm)/27.5"(699mm)	XZLW-8478-1S	MP22	S	11833.39	12351.39	12755.31	13687.52	
			36"(914mm)/35"(889mm)	24"(610mm)/21.5"(546mm)	XZLW-8478-1S	MP41	S	11902.03	12420.21	12823.95	13756.34
			30"(762mm)/27.5"(699mm)	XZLW-8478-1S	MP42	S	11973.33	12521.82	12895.25	13857.95	
84"(2134mm)	81.5"(2070mm)	30"(762mm)/29"(737mm)	24"(610mm)/21.5"(546mm)	XZLW-8484-1S	MP21	S	11836.19	12342.75	12784.78	13734.87	
			30"(762mm)/27.5"(699mm)	XZLW-8484-1S	MP22	S	11927.85	12473.39	12876.44	13865.51	
			36"(914mm)/35"(889mm)	24"(610mm)/21.5"(546mm)	XZLW-8484-1S	MP41	S	11986.32	12527.71	12934.91	13919.83
			30"(762mm)/27.5"(699mm)	XZLW-8484-1S	MP42	S	12067.80	12643.83	13016.39	14035.95	

Wall Mounted Height Adjustable Credenza Desk

Rectangular



XLZW
Class RA

Features

- Includes 1.18" (30mm) thick worktop, collision sensor and attachment hardware.
- Cable chain and bezels ship with shrouds.
- High-Pressure Laminate (HPL) worktop with 3mm edgeband applied to user and visitor edges. Ends capped with 1mm thick edgeband.
- Wood worktop with a choice of profiled edge (Square) applied to user and visitor edges.
- Electric Height Adjustment:
 - Speed is 1.4" (36mm) per second.
 - Telescoping columns feature 19.2" (488mm) continuous adjustment range.
 - Double-cut veneers available with Square 3mm Radius edge only.
 - Depth and width shown in nominal dimensions.
 - Ships unassembled.

Specification Tips

- **Required to be attached to a structural building wall (brackets included) or Enclose (Architecture Wall Mount Brackets separately specified).**
- 2.5" pinch point at back edge.
- Wall Mount Shroud cannot hold or store anything.
- Surface cannot have an attached modesty panel due to interference with the Wall Mount Shroud.

Electrical:

- For use with separately specified electrical components:
(Note: All of the options shown below require field top. Ensure placement provides adequate clearance for table understructure.)
 - Flush Mounted Power Module with Plug or Hardwire
 - Enhanced Power Module Corded or Hardwire
 - Flip Top Unit Corded or Hardwire
 - Bezel Utility Module

To Order, Specify:

1) Product number, including:

1 Surface Option:

- L** Laminate
- Z** Wood

2 Edge Option:

- Laminate:
- J** Edgeband
 - F** Knife

- Wood:
- 1** Square
 - U** Knife

3 Shroud Material:

- L** Laminate
- Z** Wood

4 Grain Direction:

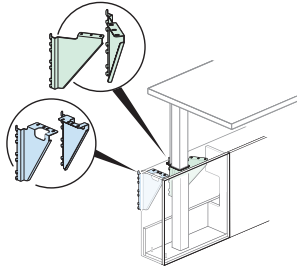
- F** Front-to-back
- S** Side-to-side

- 2) Laminate surface color or wood finish color.
- 3) Edge trim color (laminate only).
- 4) Shroud surface color laminate or wood.
- 5) Shroud edge (laminate only).
- 6) Bezel trim color.

Note: \$31.79 upcharge list for Grade B trim colors.

Depth	Nominal Width	Actual Width	Number			HPL A		HPL B		Wood A Edge		Wood B Edge		
			1	2	3 4	J	F	J	F	1	U	1	U	
Laminate														
24" (610mm)	60"(1524mm)	58"(1473mm)	X	ZW-2460-	SNP	S	\$ 5621.38	\$ 6202.31	\$ 5731.45	\$ 6312.38	\$ 5986.83	\$ 6567.76	\$ 6337.41	\$ 6918.34
	66"(1676mm)	64"(1626mm)	X	ZW-2466-	SNP	S	5694.67	6283.69	5814.97	6403.99	6082.09	6671.11	6477.00	7066.02
	72"(1829mm)	70"(1778mm)	X	ZW-2472-	SNP	S	5768.01	6365.13	5898.58	6495.70	6177.36	6774.48	6616.59	7213.71
	78"(1981mm)	76"(1930mm)	X	ZW-2478-	SNP	S	5841.36	6446.57	5982.15	6587.36	6272.65	6877.86	6756.20	7361.41
	84"(2134mm)	82"(2083mm)	X	ZW-2484-	SNP	S	5914.69	6527.99	6065.73	6679.03	6367.91	6981.21	6895.77	7509.07
30" (762mm)	60"(1524mm)	58"(1473mm)	X	ZW-3060-	SNP	S	\$ 5683.70	\$ 6284.86	\$ 5801.08	\$ 6402.24	\$ 6049.15	\$ 6650.31	\$ 6407.04	\$ 7008.20
	66"(1676mm)	64"(1626mm)	X	ZW-3066-	SNP	S	5763.13	6374.41	5891.47	6502.75	6150.55	6761.83	6553.50	7164.78
	72"(1829mm)	70"(1778mm)	X	ZW-3072-	SNP	S	5842.61	6464.01	5981.95	6603.35	6251.96	6873.36	6699.96	7321.36
	78"(1981mm)	76"(1930mm)	X	ZW-3078-	SNP	S	5922.09	6553.60	6072.38	6703.89	6353.38	6984.89	6846.43	7477.94
	84"(2134mm)	82"(2083mm)	X	ZW-3084-	SNP	S	6001.59	6643.22	6162.86	6804.49	6454.81	7096.44	6992.90	7634.53
Wood														
24" (610mm)	60"(1524mm)	58"(1473mm)	X	ZW-2460-	SNP		\$ 6537.45	\$ 6807.92	\$ 6756.21	\$ 7026.68	\$ 6781.96	\$ 7052.43	\$ 7362.17	\$ 7632.64
	66"(1676mm)	64"(1626mm)	X	ZW-2466-	SNP		6623.12	6900.64	6868.47	7145.99	6896.29	7173.81	7530.50	7808.02
	72"(1829mm)	70"(1778mm)	X	ZW-2472-	SNP		6708.84	6993.41	6980.80	7265.37	7010.63	7295.20	7698.81	7983.38
	78"(1981mm)	76"(1930mm)	X	ZW-2478-	SNP		6794.57	7086.18	7093.11	7384.72	7124.99	7416.60	7867.16	8158.77
	84"(2134mm)	82"(2083mm)	X	ZW-2484-	SNP		6880.29	7178.95	7205.43	7504.09	7239.33	7537.99	8035.47	8334.13
30" (762mm)	60"(1524mm)	58"(1473mm)	X	ZW-3060-	SNP		\$ 6639.29	\$ 6927.38	\$ 6901.35	\$ 7189.44	\$ 6883.80	\$ 7171.89	\$ 7507.31	\$ 7795.40
	66"(1676mm)	64"(1626mm)	X	ZW-3066-	SNP		6735.14	7032.04	7028.12	7325.02	7008.31	7305.21	7690.15	7987.05
	72"(1829mm)	70"(1778mm)	X	ZW-3072-	SNP		6831.06	7136.77	7154.98	7460.69	7132.85	7438.56	7872.99	8178.70
	78"(1981mm)	76"(1930mm)	X	ZW-3078-	SNP		6926.97	7241.48	7281.80	7596.31	7257.39	7571.90	8055.85	8370.36
	84"(2134mm)	82"(2083mm)	X	ZW-3084-	SNP		7022.88	7346.20	7408.65	7731.97	7381.92	7705.24	8238.69	8562.01

Architectural Wall Mount Bracket



XMZB-0000
Class RA

Features

- Includes 4 brackets (2 left-hand and 2 right-hand) and hardware.
- **Standard in black steel only.**

Specification Tip

- Designed to be used with Enclose walls only.

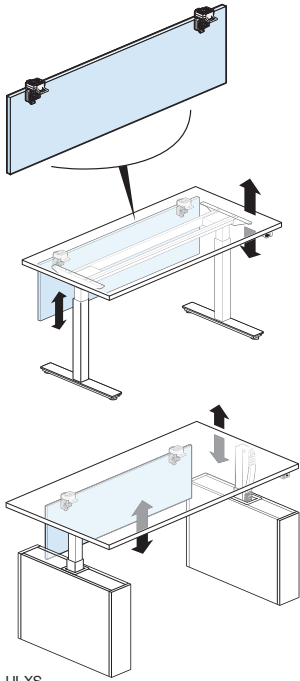
To Order, Specify:

- 1) Product number.
(No finish specification required.)

Number	Price
XMZK-0000	\$135.00

Modular Components

Adaptable Hinged Modesty Panel



ULXS
UXXS
UFXS
Class RA

Features

- Includes a high-pressure laminate (HPL), wood or fabric hinged modesty panel and attachment hardware.
- Modesty Panels are 11.59"(294mm)H (actual) and 0.56"(14mm) thick.
- Modesty Panels are mounted 1.4"(36mm) below the table top to allow for wire pass-through.
- Fabric surface is non-tackable.
- Modesty panel is removable; slides into table attachment brackets. No tools required.
- Screen and hardware are field installed.

Specification Tips

- For use on Fixed Height or Height Adjustable Table Desk, Height Adjustable Credenza Desk and Fixed Height or Height Adjustable Convergent Worktop with or without shroud(s), if applicable.
- A Height Adjustable Table Desk or Credenza Desk with a pair of shrouds may be used with either an Adaptable Modesty or a Modesty Panel for Shroud or both modesty panels may be used together in a layered application:
 - The Adaptable Modesty panel is installed outboard of the Modesty Panel for Shroud.
 - The Modesty Panel for Shroud is stationary and provides modesty between the pair of shrouds.
 - The Adaptable Modesty Panel is attached to the underside of the desk and provides height adjustable modesty when the desk is raised or lowered.
- A Height Adjustable Convergent Worktop with or without a single shroud may be used with only an Adaptable Modesty Panel:
 - The Adaptable Modesty panel is installed between the shroud or T-Leg and front of the 1.5H Attached Lower Storage Unit.
 - The Adaptable Modesty Panel is attached to the underside of the desk and provides height adjustable modesty when the desk is raised or lowered.
 - When the Table Desk is raised to full height a 9"(229mm) gap between panels.

To Order, Specify:

- 1) Product number.
- 2) Laminate, wood or fabric color.
- 3) Edge trim color (laminate only).

Modular Components

Adaptable Hinged Modesty Panel

Adaptable Modesty Panel Application Widths

TABLE DESKS			
TABLE DESK WIDTH	HEIGHT ADJUSTABLE		FIXED HEIGHT
	SHROUD PAIR	NO SHROUD	HOOP BASE
	MODESTY PANEL WIDTH		
58"(1473mm)	39"	54"	
64"(1626mm)	45"	60"	
70"(1778mm)	51"	66"	
76"(1930mm)	57"	72"	
82"(2083mm)	63"	78"	
60"(1624mm)			54"
66"(1676mm)			60"
72"(1829mm)			66"
78"(1981mm)			72"
84"(2134mm)			78"

FLOATING CONVERGENT WORKTOP / STORAGE SUPPORTED APPLICATION												
CONVERGENT WORKTOP WIDTH	Column Support						Hoop Leg Support					
	19" DEEP STORAGE			24" DEEP STORAGE			19" DEEP STORAGE			24" DEEP STORAGE		
	Rectangle Top	Wedge Square Top	Wedge Radius Top	Rectangle Top	Wedge Square Top	Wedge Radius Top	Rectangle Top	Wedge Square Top	Wedge Radius Top	Rectangle Top	Wedge Square Top	Wedge Radius Top
60"(1624mm)	36"	36"	36"	30"	30"	30"	36"	36"	36"	30"	30"	30"
66"(1676mm)	42"	42"	42"	36"	36"	36"	42"	42"	42"	36"	36"	36"
72"(1829mm)	48"	48"	48"	42"	42"	42"	48"	48"	48"	42"	42"	42"
78"(1981mm)	54"	54"	54"	48"	48"	48"	54"	54"	54"	48"	48"	48"
84"(2134mm)	60"	60"	60"	54"	54"	54"	60"	60"	60"	54"	54"	54"

HEIGHT ADJUSTABLE CONVERGENT WORKTOP / CONCEALED LEG IN STORAGE APPLICATION													
TABLE DESK WIDTH	19" DEEP STORAGE						24" DEEP STORAGE						
	SHROUD			NO SHROUD			SHROUD			NO SHROUD			
	Rectangle Top	Wedge Square Top	Wedge Radius Top	Rectangle Top	Wedge Square Top	Wedge Radius Top	Rectangle Top	Wedge Square Top	Wedge Radius Top	Rectangle Top	Wedge Square Top	Wedge Radius Top	
58"(1473mm)	30"	30"	27"	36"	36"	33"	24"	24"	21"	30"	30"	27"	
64"(1626mm)	36"	36"	33"	42"	42"	39"	30"	30"	27"	36"	36"	33"	
70"(1778mm)	42"	42"	39"	48"	48"	45"	36"	36"	33"	42"	42"	39"	
76"(1930mm)	48"	48"	45"	54"	54"	51"	42"	42"	39"	48"	48"	45"	
82"(2083mm)	54"	54"	51"	60"	60"	57"	48"	48"	45"	54"	54"	51"	

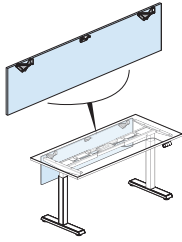
Modular Components

Adaptable Hinged Modesty Panel

Height	Width	HPL Number	HPL A	B	Wood Number	Wood A	B
13"(330mm)	21"(533mm)	ULXS-1321	\$ 199.00	\$203.50	UXXS-1321	\$ 546.22	\$ 617.98
	24"(610mm)	ULXS-1324	217.62	223.62	UXXS-1324	583.08	661.41
	27"(686mm)	ULXS-1327	236.24	243.74	UXXS-1327	619.94	704.84
	30"(762mm)	ULXS-1330	254.86	263.86	UXXS-1330	656.80	748.27
	36"(914mm)	ULXS-1336	292.10	304.10	UXXS-1336	730.52	835.13
	39"(991mm)	ULXS-1339	310.72	324.22	UXXS-1339	767.38	878.56
	42"(1067mm)	ULXS-1342	329.34	344.34	UXXS-1342	804.24	921.99
	45"(1143mm)	ULXS-1345	347.96	364.46	UXXS-1345	841.10	965.42
	48"(1219mm)	ULXS-1348	366.58	384.58	UXXS-1348	877.96	1008.85
	51"(1295mm)	ULXS-1351	385.20	404.70	UXXS-1351	914.82	1052.28
	54"(1372mm)	ULXS-1354	403.82	424.82	UXXS-1354	951.68	1095.71
	57"(1448mm)	ULXS-1357	422.44	444.94	UXXS-1357	988.54	1139.14
	60"(1524mm)	ULXS-1360	441.06	465.06	UXXS-1360	1025.40	1182.57
	63"(1600mm)	ULXS-1363	459.68	485.18	UXXS-1363	1062.26	1226.00
	66"(1676mm)	ULXS-1366	478.30	505.30	UXXS-1366	1099.12	1269.43
	69"(1753mm)	ULXS-1369	496.92	525.42	UXXS-1369	1135.98	1312.86
	72"(1829mm)	ULXS-1372	515.54	545.54	UXXS-1372	1172.84	1356.29
	75"(1905mm)	ULXS-1375	534.16	565.66	UXXS-1375	1209.70	1399.72
	78"(1981mm)	ULXS-1378	552.78	585.78	UXXS-1378	1246.56	1443.15

Height	Width	Number	Fabric						
			A	B	C	D	E	F	G
13"(330mm)	21"(533mm)	UFXS-1321	\$ 311.04	\$322.69	\$335.51	\$349.46	\$363.45	\$382.09	\$393.72
	24"(610mm)	UFXS-1324	341.49	353.14	365.96	379.91	393.90	412.54	424.17
	27"(686mm)	UFXS-1327	371.94	383.59	396.41	410.36	424.35	442.99	454.62
	30"(762mm)	UFXS-1330	402.39	414.04	426.86	440.81	454.80	473.44	485.07
	33"(838mm)	UFXS-1333	432.84	444.49	457.31	471.26	485.25	503.89	515.52
	36"(914mm)	UFXS-1336	463.29	474.94	487.76	501.71	515.70	534.34	545.97
	39"(991mm)	UFXS-1339	493.74	505.39	518.21	532.16	546.15	564.79	576.42
	42"(1067mm)	UFXS-1342	524.19	535.84	548.66	562.61	576.60	595.24	606.87
	45"(1143mm)	UFXS-1345	554.64	566.29	579.11	593.06	607.05	625.69	637.32
	48"(1219mm)	UFXS-1348	585.09	596.74	609.56	623.51	637.50	656.14	667.77
	51"(1295mm)	UFXS-1351	615.54	627.19	640.01	653.96	667.95	686.59	698.22
	54"(1372mm)	UFXS-1354	645.99	657.64	670.46	684.41	698.40	717.04	728.67
	57"(1448mm)	UFXS-1357	676.44	688.09	700.91	714.86	728.85	747.49	759.12
	60"(1524mm)	UFXS-1360	706.89	718.54	731.36	745.31	759.30	777.94	789.57
	63"(1600mm)	UFXS-1363	737.34	748.99	761.81	775.76	789.75	808.39	820.02
	66"(1676mm)	UFXS-1366	767.79	779.44	792.26	806.21	820.20	838.84	850.47
	69"(1753mm)	UFXS-1369	798.24	809.89	822.71	836.66	850.65	869.29	880.92
	72"(1829mm)	UFXS-1372	828.69	840.34	853.16	867.11	881.10	899.74	911.37
	75"(1905mm)	UFXS-1375	859.14	870.79	883.61	897.56	911.55	930.19	941.82
	78"(1981mm)	UFXS-1378	889.59	901.24	914.06	928.01	942.00	960.64	972.27

Fixed Adaptable Modesty



ULXT
UXXT
Class RA

Features

- Includes 0.75"(19mm) thick modesty panel and attachment hardware.
- Attaches under worksurface.

Specification Tips

- Can be used on the following applications:
 - Fixed Convergent worktops
 - Table Desk
 - Convergent Height Adjustable Table with or without wood shrouds
 - Convergent Height Adjustable Table with Telescoping Metal Shroud, recommend 16"(406mm)H for visual alignment
 - Wall Mounted L-Shape Height Adjustable Table with our without Wood Shrouds
 - Wall Mount L-Shape Height Adjustable Table with Telescoping Metal Shroud, recommend 16"(406mm)H for visual alignment
 - Height Adjustable Table Desk with or without Wood Shrouds, not recommended for use with Modesty for Wood Shrouds. It creates a pinch point, use adaptable modesty for this application.
- Not recommended for use with Height Adjustable Table Desk with Telescoping Metal Shrouds.
- See chart in the Application Guide for specific sizing.

To Order, Specify:

- 1) Product number.
- 2) Finish code (laminate or wood).
- 3) Laminate edge trim color (if laminate specified).
- 4) Bracket trim.

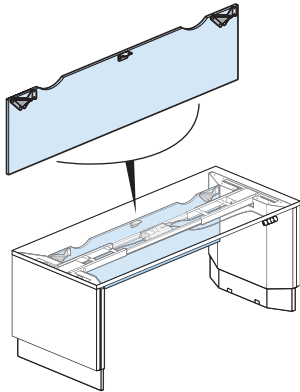
Height	Nominal Width	Actual Width	Number	HPL	
				A	B
HPL					
13"(330mm)	21"(533mm)	20.5"(521mm)	ULXT-1321	\$ 324.14	\$ 345.93
	24"(610mm)	23.5"(597mm)	ULXT-1324	352.56	377.76
	27"(686mm)	26.5"(673mm)	ULXT-1327	359.45	385.98
	30"(762mm)	29.5"(749mm)	ULXT-1330	366.32	396.26
	33"(838mm)	32.5"(826mm)	ULXT-1333	373.20	404.46
	36"(914mm)	35.5"(902mm)	ULXT-1336	380.09	414.77
	39"(991mm)	38.5"(978mm)	ULXT-1339	386.97	422.97
	42"(1067mm)	41.5"(1054mm)	ULXT-1342	393.84	433.25
	45"(1143mm)	44.5"(1130mm)	ULXT-1345	400.73	441.47
	48"(1219mm)	47.5"(1207mm)	ULXT-1348	407.61	451.76
	51"(1295mm)	50.5"(1283mm)	ULXT-1351	414.49	459.96
	54"(1372mm)	53.5"(1359mm)	ULXT-1354	421.36	470.25
	57"(1448mm)	56.5"(1435mm)	ULXT-1357	428.24	478.45
	60"(1524mm)	59.5"(1511mm)	ULXT-1360	473.20	526.82
	63"(1600mm)	62.5"(1588mm)	ULXT-1363	480.09	535.02
	66"(1676mm)	65.5"(1664mm)	ULXT-1366	486.97	545.32
	69"(1753mm)	68.5"(1740mm)	ULXT-1369	493.85	553.52
	72"(1829mm)	71.5"(1816mm)	ULXT-1372	500.73	563.81
	75"(1905mm)	74.5"(1892mm)	ULXT-1375	507.62	572.03
	78"(1981mm)	77.5"(1969mm)	ULXT-1378	514.50	582.32
16"(406mm)	21"(533mm)	20.5"(521mm)	ULXT-1621	\$ 334.78	\$ 360.80
	24"(610mm)	23.5"(597mm)	ULXT-1624	364.61	392.26
	27"(686mm)	26.5"(673mm)	ULXT-1627	372.90	404.27
	30"(762mm)	29.5"(749mm)	ULXT-1630	381.19	414.19
	33"(838mm)	32.5"(826mm)	ULXT-1633	389.49	426.20
	36"(914mm)	35.5"(902mm)	ULXT-1636	397.79	436.13
	39"(991mm)	38.5"(978mm)	ULXT-1639	406.07	448.13
	42"(1067mm)	41.5"(1054mm)	ULXT-1642	414.36	458.05
	45"(1143mm)	44.5"(1130mm)	ULXT-1645	422.67	470.07
	48"(1219mm)	47.5"(1207mm)	ULXT-1648	430.96	479.99
	51"(1295mm)	50.5"(1283mm)	ULXT-1651	439.24	491.99
	54"(1372mm)	53.5"(1359mm)	ULXT-1654	447.53	501.91
	57"(1448mm)	56.5"(1435mm)	ULXT-1657	455.83	513.92
	60"(1524mm)	59.5"(1511mm)	ULXT-1660	502.20	561.92
	63"(1600mm)	62.5"(1588mm)	ULXT-1663	510.48	573.92
	66"(1676mm)	65.5"(1664mm)	ULXT-1666	518.77	583.84
	69"(1753mm)	68.5"(1740mm)	ULXT-1669	527.07	595.85
	72"(1829mm)	71.5"(1816mm)	ULXT-1672	535.36	605.77
	75"(1905mm)	74.5"(1892mm)	ULXT-1675	543.65	617.78
	78"(1981mm)	77.5"(1969mm)	ULXT-1678	551.94	627.70

Fixed Adaptable Modesty

Height	Nominal Width	Actual Width	Number	Wood	
				A	B
Wood					
13"(330mm)	21"(533mm)	20.5"(521mm)	UXXT-1321	\$ 647.55	\$ 708.30
	24"(610mm)	23.5"(597mm)	UXXT-1324	684.80	754.23
	27"(686mm)	26.5"(673mm)	UXXT-1327	700.51	778.62
	30"(762mm)	29.5"(749mm)	UXXT-1330	716.23	803.02
	33"(838mm)	32.5"(826mm)	UXXT-1333	731.94	827.41
	36"(914mm)	35.5"(902mm)	UXXT-1336	747.65	851.80
	39"(991mm)	38.5"(978mm)	UXXT-1339	763.36	876.19
	42"(1067mm)	41.5"(1054mm)	UXXT-1342	779.07	900.57
	45"(1143mm)	44.5"(1130mm)	UXXT-1345	794.79	924.97
	48"(1219mm)	47.5"(1207mm)	UXXT-1348	810.50	949.36
	51"(1295mm)	50.5"(1283mm)	UXXT-1351	826.22	973.76
	54"(1372mm)	53.5"(1359mm)	UXXT-1354	841.93	998.15
	57"(1448mm)	56.5"(1435mm)	UXXT-1357	857.63	1022.53
	60"(1524mm)	59.5"(1511mm)	UXXT-1360	911.42	1085.00
	63"(1600mm)	62.5"(1588mm)	UXXT-1363	927.13	1109.38
	66"(1676mm)	65.5"(1664mm)	UXXT-1366	942.85	1133.78
	69"(1753mm)	68.5"(1740mm)	UXXT-1369	958.56	1158.18
	72"(1829mm)	71.5"(1816mm)	UXXT-1372	974.26	1182.56
	75"(1905mm)	74.5"(1892mm)	UXXT-1375	989.99	1206.96
	78"(1981mm)	77.5"(1969mm)	UXXT-1378	1005.69	1231.34
16"(406mm)	21"(533mm)	20.5"(521mm)	UXXT-1621	\$ 672.93	\$ 747.70
	24"(610mm)	23.5"(597mm)	UXXT-1624	713.80	799.26
	27"(686mm)	26.5"(673mm)	UXXT-1627	733.16	829.29
	30"(762mm)	29.5"(749mm)	UXXT-1630	752.49	859.30
	33"(838mm)	32.5"(826mm)	UXXT-1633	771.83	889.33
	36"(914mm)	35.5"(902mm)	UXXT-1636	791.16	919.34
	39"(991mm)	38.5"(978mm)	UXXT-1639	810.50	949.36
	42"(1067mm)	41.5"(1054mm)	UXXT-1642	829.83	979.38
	45"(1143mm)	44.5"(1130mm)	UXXT-1645	849.19	1009.41
	48"(1219mm)	47.5"(1207mm)	UXXT-1648	868.52	1039.43
	51"(1295mm)	50.5"(1283mm)	UXXT-1651	887.86	1069.45
	54"(1372mm)	53.5"(1359mm)	UXXT-1654	907.19	1099.46
	57"(1448mm)	56.5"(1435mm)	UXXT-1657	926.53	1129.49
	60"(1524mm)	59.5"(1511mm)	UXXT-1660	983.94	1197.58
	63"(1600mm)	62.5"(1588mm)	UXXT-1663	1003.29	1227.60
	66"(1676mm)	65.5"(1664mm)	UXXT-1666	1022.62	1257.62
	69"(1753mm)	68.5"(1740mm)	UXXT-1669	1041.96	1287.64
	72"(1829mm)	71.5"(1816mm)	UXXT-1672	1061.29	1317.65
	75"(1905mm)	74.5"(1892mm)	UXXT-1675	1080.63	1347.68
	78"(1981mm)	77.5"(1969mm)	UXXT-1678	1099.97	1377.70

Modesty

For use with Telescoping Shroud Desk



ULTT
UXTT
Class RA

Features

- Includes 0.75"(19mm) thick modesty panel, scalloped wire management cutouts, and attachment hardware.

Specification Tip

- For use only with Height Adjustable Table Desks equipped with two telescoping shrouds. Sized specifically to fit within the metal shrouds.

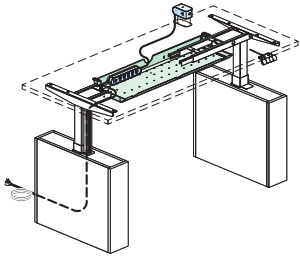
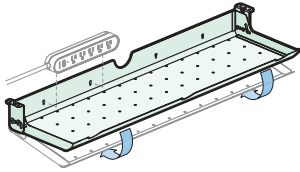
To Order, Specify:

- 1) Product number.
- 2) Finish code (laminate or wood).
- 3) Laminate edge trim color (if laminate specified).

Height	Nominal Width	Actual Width	Number	HPL		Wood	
				A	B	A	B
HPL							
16"(406mm)	60"(1524mm)	46.4"(1179mm)	ULTT-1660	\$502.20	\$ 561.92		
	66"(1676mm)	52.4"(1331mm)	ULTT-1666	518.77	583.84		
	72"(1829mm)	58.4"(1483mm)	ULTT-1672	535.36	605.77		
	78"(1981mm)	64.4"(1636mm)	ULTT-1678	551.94	627.70		
	84"(2134mm)	70.4"(1788mm)	ULTT-1684	568.53	649.63		
Wood							
16"(406mm)	60"(1524mm)	46.4"(1179mm)	UXTT-1660			\$ 983.94	\$ 1197.58
	66"(1676mm)	52.4"(1331mm)	UXTT-1666			1022.62	1257.62
	72"(1829mm)	58.4"(1483mm)	UXTT-1672			1061.29	1317.65
	78"(1981mm)	64.4"(1636mm)	UXTT-1678			1099.97	1377.70
	84"(2134mm)	70.4"(1788mm)	UXTT-1684			1138.65	1437.74

Cable Management

Shallow Hinged Cable Management Tray – Metal



UMAW
Class RA

Features

- Includes one metal tray and attachment brackets.
- Not available in textured trim color.
- Tray flips down to provide access to power and data cords. It can be accessed by the user side.
- Belong Plug Strip can be mounted into the tray.

Specification Tips

- Tray width must be undersized due to the understructure of the table.
- Not designed to be used on 23”(584mm)D or 24”(610mm)D tables or worksurfaces due to knee clearance.
- 1.5H storage placed under a fixed worksurface will not have enough clearance for a Wire Management Tray.
- Product is available in all standard trim colors.
- See Application Guide for Shallow Hinged Cable Management application charts.

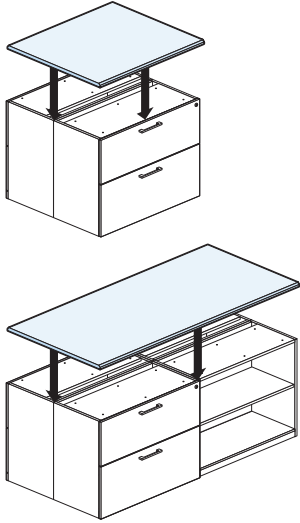
To Order, Specify:

- 1) Product number.
- 2) Trim color.

Depth	Number	Trim	
		A	B
11”(279mm)	UMAW-1124-N	\$309.87	\$327.87
	UMAW-1136-N	334.95	352.95
	UMAW-1148-N	360.03	378.03

Modular Components

Storage Top



XLWT-SN
XZWT-SN
Class RA

Features

- 1.18”(30mm) thick high-pressure laminate (HPL) worksurface with 3mm edgeband applied to user and visitor edges only. Ends capped with 1mm thick edgeband.
- 1.18”(30mm) thick Wood worksurface with a choice of profiled edge (Square or Bevel) applied to user and visitor edges.
- Double-cut veneers available with Square 3mm Radius edge only.
- Profiled two edges.

Specification Tips

- For use with two back-to-back 18”(457mm)D (ganged) 2H or lower storage cabinets or lateral files.

To Order, Specify:

1) Product number, including:

1 Edge Option:

Wood:

1 Square

5 Bevel

2 Grain Direction (wood only):

F Front-to-back

S Side-to-side

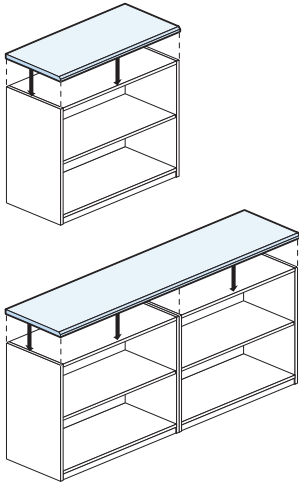
2) Finish code (laminate or wood).

3) Laminate edge trim color (if laminate specified).

Depth	Width	Number 1 2	HPL		Wood A	Wood B
			A	B	Edge 1	Edge 1 5
HPL						
36.125”(918mm)	60”(1524mm)	XLWT-3660-JSNNN	\$ 796.83	\$ 848.76		
	66”(1676mm)	XLWT-3666-JSNNN	830.31	884.90		
	72”(1829mm)	XLWT-3672-JSNNN	863.79	921.04		
	90”(2286mm)	XLWT-3690-JSNNN	964.23	1029.46		
	96”(2438mm)	XLWT-3696-JSNNN	997.71	1065.60		
	102”(2591mm)	XLWT-36A2-JSNNN	1031.19	1101.74		
	108”(2743mm)	XLWT-36A8-JSNNN	1064.67	1137.88		
Wood						
36.125”(918mm)	60”(1524mm)	XZWT-3660- SN N			\$ 1859.71	\$ 2061.40 \$ 2192.82
	66”(1676mm)	XZWT-3666- SN N			1937.16	2147.24 2278.66
	72”(1829mm)	XZWT-3672- SN N			2014.61	2233.08 2364.50
	90”(2286mm)	XZWT-3690- SN N			2246.96	2490.60 2622.02
	96”(2438mm)	XZWT-3696- SN N			2324.41	2576.44 2707.86
	102”(2591mm)	XZWT-36A2- SN N			2401.86	2662.28 2793.70
	108”(2743mm)	XZWT-36A8- SN N			2479.31	2748.12 2879.54

Modular Components

Bookcase Top



XLWF
XWWF
Class RA

Features

- 1.19”(30mm) thick high-pressure laminate (HPL) worktop with 3mm edgeband applied to user side, ends and visitor side capped with 1mm thick edgeband.
- 1.19”(30mm) thick wood worktop with a choice of 3mm or profile edge to user side, ends and back capped with 1mm veneer.
- Double-cut veneers have a square 3mm radius edge, except for Walnut Grove, Clove on Walnut, and Auburn on Walnut.

Specification Tips

- For use with single letter or legal depth freestanding bookcases.
- Designed to align 2H bookcase to worksurface height.
- Wood Grain direction is applied side-to-side.

To Order, Specify:

1) Product number, including:

1 Edge Option:

Wood:

1 Square

5 Bevel

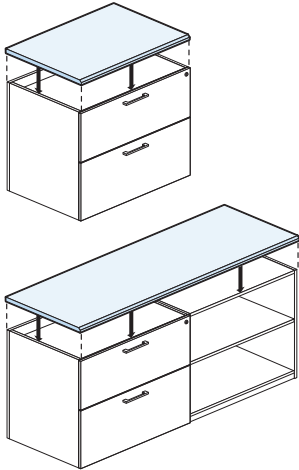
2) Finish code (laminate or wood).

3) Laminate edge trim color (if laminate specified).

Nominal Depth	Actual Depth	Width	Number ①	HPL		Wood A Edge		Wood B Edge	
				A	B	1	1	5	
HPL									
14”(356mm)	14”(356mm)	30”(762mm)	XLWF-1430-JSNNN	\$ 184.04	\$ 215.41				
		36”(914mm)	XLWF-1436-JSNNN	217.52	253.64				
		60”(1524mm)	XLWF-1460-JSNNN	351.44	406.56				
		66”(1676mm)	XLWF-1466-JSNNN	384.92	444.79				
		72”(1829mm)	XLWF-1472-JSNNN	418.40	483.02				
16”(406mm)	16.5”(419mm)	30”(762mm)	XLWF-1630-JSNNN	\$224.24	\$ 258.88				
		36”(914mm)	XLWF-1636-JSNNN	257.72	297.11				
		60”(1524mm)	XLWF-1660-JSNNN	391.64	450.03				
		66”(1676mm)	XLWF-1666-JSNNN	425.12	488.26				
		72”(1829mm)	XLWF-1672-JSNNN	458.60	526.49				
Wood									
14”(356mm)	14”(356mm)	30”(762mm)	XZWF-1430-■ SNSN			\$ 443.82	\$ 477.06	\$ 608.48	
		36”(914mm)	XZWF-1436-■ SNSN			521.27	562.90	694.32	
		60”(1524mm)	XZWF-1460-■ SNSN			831.07	906.26	1037.68	
		66”(1676mm)	XZWF-1466-■ SNSN			908.52	992.10	1123.52	
		72”(1829mm)	XZWF-1472-■ SNSN			985.97	1077.94	1209.36	
16”(406mm)	16.5”(419mm)	30”(762mm)	XZWF-1630-■ SNSN			\$ 519.96	\$ 570.45	\$ 701.87	
		36”(914mm)	XZWF-1636-■ SNSN			597.41	656.29	787.71	
		60”(1524mm)	XZWF-1660-■ SNSN			907.21	999.65	1131.07	
		66”(1676mm)	XZWF-1666-■ SNSN			984.66	1085.49	1216.91	
		72”(1829mm)	XZWF-1672-■ SNSN			1062.11	1171.33	1302.75	

Modular Components

Credenza Top



XLWF
XZWF
Class RA

Features

- 1.19”(30mm) thick high-pressure laminate (HPL) worktop with 3mm edgeband applied to user side, ends and visitor side capped with 1mm thick edgeband.
- 1.19”(30mm) thick wood worktop with a choice of 3mm or profile edge to user side, ends and back capped with 1mm veneer.
- Double-cut veneers have a square 3mm radius edge, except for Walnut Grove, Clove on Walnut, and Auburn on Walnut.
- Wood worktop available with choice of grain direction; side-to-side (standard) or front-to-back.

Specification Tips

- For use with other separately specified modular components such as pedestals, end panels, mid-support panels, L-supports and attached storage units to assemble modular credenza units.
- Designed to span two units.
- See Modular Components Application in Specification Guide.

To Order, Specify:

1) Product number, including:

1 Edge Option:

- J** Edgeband (Laminate only)
- 1** Square (Wood only)
- 5** Bevel (Wood only)

2 Grain Direction (wood only):

- F** Front-to-back
- S** Side-to-side

2) Finish code (laminate or wood).

3) Laminate edge trim color (if laminate specified).

Modular Components

Credenza Top

Depth	Nominal Width	Actual Width	Number	HPL	
				A	B
19"(483mm)	16"(406mm)	16.13"(410mm)	XLWF-1916-JSNNN	\$ 150.60	\$ 165.38
	19"(483mm)	19.13"(486mm)	XLWF-1919-JSNNN	150.60	165.38
	30"(762mm)	30.13"(765mm)	XLWF-1930-JSNNN	251.04	271.14
	36"(914mm)	36.13"(918mm)	XLWF-1936-JSNNN	284.52	307.28
	42"(1067mm)	42.13"(1070mm)	XLWF-1942-JSNNN	318.00	343.42
	48"(1219mm)	48.13"(1223mm)	XLWF-1948-JSNNN	351.48	379.56
	54"(1372mm)	54.13"(1375mm)	XLWF-1954-JSNNN	384.96	415.70
	60"(1524mm)	60.13"(1527mm)	XLWF-1960-JSNNN	418.44	451.84
	66"(1676mm)	66.13"(1680mm)	XLWF-1966-JSNNN	451.92	487.98
	72"(1829mm)	72.13"(1832mm)	XLWF-1972-JSNNN	485.40	524.12
	78"(1981mm)	78.13"(1985mm)	XLWF-1978-JSNNN	518.88	560.26
	84"(2134mm)	84.13"(2137mm)	XLWF-1984-JSNNN	552.36	596.40
	90"(2286mm)	90.13"(2289mm)	XLWF-1990-JSNNN	585.84	632.54
	96"(2438mm)	96.13"(2442mm)	XLWF-1996-JSNNN	619.32	668.68
	102"(2591mm)	102.13"(2594mm)	XLWF-19A2-JSNNN	652.80	704.82
	108"(2743mm)	108.13"(2747mm)	XLWF-19A8-JSNNN	686.28	740.96
114"(2896mm)	114.13"(2899mm)	XLWF-19B4-JSNNN	719.76	777.10	
120"(3048mm)	120.13"(3051mm)	XLWF-19C0-JSNNN	753.24	813.24	
24"(610mm)	16"(406mm)	16.13"(410mm)	XLWF-2416-JSNNN	\$ 217.60	\$ 237.83
	19"(483mm)	19.13"(486mm)	XLWF-2419-JSNNN	217.60	237.83
	30"(762mm)	30.13"(765mm)	XLWF-2430-JSNNN	318.04	343.59
	36"(914mm)	36.13"(918mm)	XLWF-2436-JSNNN	351.52	379.73
	42"(1067mm)	42.13"(1070mm)	XLWF-2442-JSNNN	385.00	415.87
	48"(1219mm)	48.13"(1223mm)	XLWF-2448-JSNNN	418.48	452.01
	54"(1372mm)	54.13"(1375mm)	XLWF-2454-JSNNN	451.96	488.15
	60"(1524mm)	60.13"(1527mm)	XLWF-2460-JSNNN	485.44	524.29
	66"(1676mm)	66.13"(1680mm)	XLWF-2466-JSNNN	518.92	560.43
	72"(1829mm)	72.13"(1832mm)	XLWF-2472-JSNNN	552.40	596.57
	78"(1981mm)	78.13"(1985mm)	XLWF-2478-JSNNN	585.88	632.71
	84"(2134mm)	84.13"(2137mm)	XLWF-2484-JSNNN	619.36	668.85
	90"(2286mm)	90.13"(2289mm)	XLWF-2490-JSNNN	652.84	704.99
	96"(2438mm)	96.13"(2442mm)	XLWF-2496-JSNNN	686.32	741.13
	102"(2591mm)	102.13"(2594mm)	XLWF-24A2-JSNNN	719.80	777.27
	108"(2743mm)	108.13"(2747mm)	XLWF-24A8-JSNNN	753.28	813.41
114"(2896mm)	114.13"(2899mm)	XLWF-24B4-JSNNN	786.76	849.55	
120"(3048mm)	120.13"(3051mm)	XLWF-24C0-JSNNN	820.24	885.69	
30"(762mm)	16"(406mm)	16.13"(410mm)	XLWF-3016-JSNNN	\$298.00	\$ 324.77
	19"(483mm)	19.13"(486mm)	XLWF-3019-JSNNN	298.00	324.77
	30"(762mm)	30.13"(765mm)	XLWF-3030-JSNNN	398.44	430.53
	36"(914mm)	36.13"(918mm)	XLWF-3036-JSNNN	431.92	466.67
	42"(1067mm)	42.13"(1070mm)	XLWF-3042-JSNNN	465.40	502.81
	48"(1219mm)	48.13"(1223mm)	XLWF-3048-JSNNN	498.88	538.95
	54"(1372mm)	54.13"(1375mm)	XLWF-3054-JSNNN	532.36	575.09
	60"(1524mm)	60.13"(1527mm)	XLWF-3060-JSNNN	565.84	611.23
	66"(1676mm)	66.13"(1680mm)	XLWF-3066-JSNNN	599.32	647.37
	72"(1829mm)	72.13"(1832mm)	XLWF-3072-JSNNN	632.80	683.51
	78"(1981mm)	78.13"(1985mm)	XLWF-3078-JSNNN	666.28	719.65
	84"(2134mm)	84.13"(2137mm)	XLWF-3084-JSNNN	699.76	755.79
	90"(2286mm)	90.13"(2289mm)	XLWF-3090-JSNNN	733.24	791.93
	96"(2438mm)	96.13"(2442mm)	XLWF-3096-JSNNN	766.72	828.07
	102"(2591mm)	102.13"(2594mm)	XLWF-30A2-JSNNN	800.20	864.21
	108"(2743mm)	108.13"(2747mm)	XLWF-30A8-JSNNN	833.68	900.35
114"(2896mm)	114.13"(2899mm)	XLWF-30B4-JSNNN	867.16	936.49	
120"(3048mm)	120.13"(3051mm)	XLWF-30C0-JSNNN	900.64	972.63	

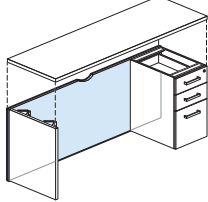
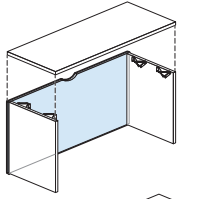
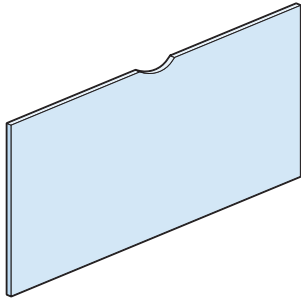
Modular Components

Credenza Top

Depth	Nominal Width	Actual Width	Number ① ②	Wood A	Wood B	
				Edge 1	Edge 1	5
19"(483mm)	16"(406mm)	16.13"(410mm)	XZWF-1916- SN N	\$ 382.34	\$ 427.55	\$ 558.97
	19"(483mm)	19.13"(486mm)	XZWF-1919- SN N	382.34	427.55	558.97
	30"(762mm)	30.13"(765mm)	XZWF-1930- SN N	570.72	632.71	764.13
	36"(914mm)	36.13"(918mm)	XZWF-1936- SN N	648.17	718.55	849.97
	42"(1067mm)	42.13"(1070mm)	XZWF-1942- SN N	725.62	804.39	935.81
	48"(1219mm)	48.13"(1223mm)	XZWF-1948- SN N	803.07	890.23	1021.65
	54"(1372mm)	54.13"(1375mm)	XZWF-1954- SN N	880.52	976.07	1107.49
	60"(1524mm)	60.13"(1527mm)	XZWF-1960- SN N	957.97	1061.91	1193.33
	66"(1676mm)	66.13"(1680mm)	XZWF-1966- SN N	1035.42	1147.75	1279.17
	72"(1829mm)	72.13"(1832mm)	XZWF-1972- SN N	1112.87	1233.59	1365.01
	78"(1981mm)	78.13"(1985mm)	XZWF-1978- SN N	1190.32	1319.43	1450.85
	84"(2134mm)	84.13"(2137mm)	XZWF-1984- SN N	1267.77	1405.27	1536.69
	90"(2286mm)	90.13"(2289mm)	XZWF-1990- SN N	1345.22	1491.11	1622.53
	96"(2438mm)	96.13"(2442mm)	XZWF-1996- SN N	1422.67	1576.95	1708.37
	102"(2591mm)	102.13"(2594mm)	XZWF-19A2- SN N	1500.12	1662.79	1794.21
	24"(610mm)	16"(406mm)	16.13"(410mm)	XZWF-2416- SN N	\$ 509.24	\$ 583.20
19"(483mm)		19.13"(486mm)	XZWF-2419- SN N	509.24	583.20	714.62
30"(762mm)		30.13"(765mm)	XZWF-2430- SN N	697.62	788.36	919.78
36"(914mm)		36.13"(918mm)	XZWF-2436- SN N	775.07	874.20	1005.62
42"(1067mm)		42.13"(1070mm)	XZWF-2442- SN N	852.52	960.04	1091.46
48"(1219mm)		48.13"(1223mm)	XZWF-2448- SN N	929.97	1045.88	1177.30
54"(1372mm)		54.13"(1375mm)	XZWF-2454- SN N	1007.42	1131.72	1263.14
60"(1524mm)		60.13"(1527mm)	XZWF-2460- SN N	1084.87	1217.56	1348.98
66"(1676mm)		66.13"(1680mm)	XZWF-2466- SN N	1162.32	1303.40	1434.82
72"(1829mm)		72.13"(1832mm)	XZWF-2472- SN N	1239.77	1389.24	1520.66
78"(1981mm)		78.13"(1985mm)	XZWF-2478- SN N	1317.22	1475.08	1606.50
84"(2134mm)		84.13"(2137mm)	XZWF-2484- SN N	1394.67	1560.92	1692.34
90"(2286mm)		90.13"(2289mm)	XZWF-2490- SN N	1472.12	1646.76	1778.18
96"(2438mm)		96.13"(2442mm)	XZWF-2496- SN N	1549.57	1732.60	1864.02
102"(2591mm)		102.13"(2594mm)	XZWF-24A2- SN N	1627.02	1818.44	1949.86
30"(762mm)		16"(406mm)	16.13"(410mm)	XZWF-3016- SN N	\$ 661.52	\$ 769.98
	19"(483mm)	19.13"(486mm)	XZWF-3019- SN N	661.52	769.98	901.40
	30"(762mm)	30.13"(765mm)	XZWF-3030- SN N	849.90	975.14	1106.56
	36"(914mm)	36.13"(918mm)	XZWF-3036- SN N	927.35	1060.98	1192.40
	42"(1067mm)	42.13"(1070mm)	XZWF-3042- SN N	1004.80	1146.82	1278.24
	48"(1219mm)	48.13"(1223mm)	XZWF-3048- SN N	1082.25	1232.66	1364.08
	54"(1372mm)	54.13"(1375mm)	XZWF-3054- SN N	1159.70	1318.50	1449.92
	60"(1524mm)	60.13"(1527mm)	XZWF-3060- SN N	1237.15	1404.34	1535.76
	66"(1676mm)	66.13"(1680mm)	XZWF-3066- SN N	1314.60	1490.18	1621.60
	72"(1829mm)	72.13"(1832mm)	XZWF-3072- SN N	1392.05	1576.02	1707.44
	78"(1981mm)	78.13"(1985mm)	XZWF-3078- SN N	1469.50	1661.86	1793.28
	84"(2134mm)	84.13"(2137mm)	XZWF-3084- SN N	1546.95	1747.70	1879.12
	90"(2286mm)	90.13"(2289mm)	XZWF-3090- SN N	1624.40	1833.54	1964.96
	96"(2438mm)	96.13"(2442mm)	XZWF-3096- SN N	1701.85	1919.38	2050.80
	102"(2591mm)	102.13"(2594mm)	XZWF-30A2- SN N	1779.30	2005.22	2136.64
	108"(2743mm)	108.13"(2747mm)	XZWF-30A8- SN N	1856.75	2091.06	2222.48
114"(2896mm)	114.13"(2899mm)	XZWF-30B4- SN N	1934.20	2176.90	2308.32	
120"(3048mm)	120.13"(3051mm)	XZWF-30C0- SN N	2011.65	2262.74	2394.16	

Modular Components

Full-Overlay Modesty Panel



ULXF-SS
UXXF-SS
Class RA

Features

- Includes .75"(19mm) thick modesty panel.
- Field supplied hardware.
- Optional unfinished clearcoat wireway scallop available located at center of the top of the panel.

Specification Tips

- For use with separately specified modular components (worksurface and support panels) and attached storage units to assemble credenza units.
- Attachment hardware ships with storage units or end supports.
- See Modular Components Application in Specification Guide.

To Order, Specify:

1) Product number, including:

1 Scallop Option:

N No Scallop

S Scallop

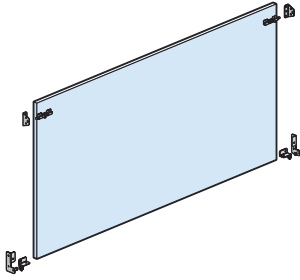
2) Finish code (laminate or wood).

3) Laminate edge trim color (if laminate specified).

Height	Width	Number ①	HPL		Wood	
			A	B	A	B
HPL						
27.5"(699mm)	30"(762mm)	ULXF-2730-S	\$ 363.63	\$ 392.74		
	36"(914mm)	ULXF-2736-S	429.51	464.20		
	42"(1067mm)	ULXF-2742-S	495.39	535.66		
	48"(1219mm)	ULXF-2748-S	561.27	607.12		
	54"(1372mm)	ULXF-2754-S	627.15	678.58		
	60"(1524mm)	ULXF-2760-S	693.03	750.04		
	66"(1676mm)	ULXF-2766-S	758.91	821.50		
	72"(1829mm)	ULXF-2772-S	824.79	892.96		
	78"(1981mm)	ULXF-2778-S	890.67	964.42		
	84"(2134mm)	ULXF-2784-S	956.55	1035.88		
	90"(2286mm)	ULXF-2790-S	1022.43	1107.34		
	96"(2438mm)	ULXF-2796-S	1088.31	1178.80		
	102"(2591mm)	ULXF-27A2-S	1154.19	1250.26		
	108"(2743mm)	ULXF-27A8-S	1220.07	1321.72		
	114"(2896mm)	ULXF-27B4-S	1285.95	1393.18		
	120"(3048mm)	ULXF-27C0-S	1351.83	1464.64		
Wood						
27.5"(699mm)	30"(762mm)	UXXF-2730-S			\$ 685.34	\$ 761.83
	36"(914mm)	UXXF-2736-S			775.52	861.37
	42"(1067mm)	UXXF-2742-S			865.70	960.91
	48"(1219mm)	UXXF-2748-S			955.88	1060.45
	54"(1372mm)	UXXF-2754-S			1046.06	1159.99
	60"(1524mm)	UXXF-2760-S			1136.24	1259.53
	66"(1676mm)	UXXF-2766-S			1226.42	1359.07
	72"(1829mm)	UXXF-2772-S			1316.60	1458.61
	78"(1981mm)	UXXF-2778-S			1406.78	1558.15
	84"(2134mm)	UXXF-2784-S			1496.96	1657.69
	90"(2286mm)	UXXF-2790-S			1587.14	1757.23
	96"(2438mm)	UXXF-2796-S			1677.32	1856.77
	102"(2591mm)	UXXF-27A2-S			1767.50	1956.31
	108"(2743mm)	UXXF-27A8-S			1857.68	2055.85
	114"(2896mm)	UXXF-27B4-S			1947.86	2155.39
	120"(3048mm)	UXXF-27C0-S			2038.04	2254.93

Modular Components

Hinged Modesty Panel



Features

- Includes .75"(19mm) thick modesty panel and attachment hardware.
- Allows for access to power or voice/data when used with other modular components to assemble modular credenza.

Specification Tips

- No wireway scallop included.
- For use with separately specified modular components (credenza top, L-support panels, intermediate T-supports, storage units, etc.) to assemble modular credenza.
- When used with a 24"(610mm) deep credenza top and hinged modesty panel, the center drawer prevents the modesty panel from hinging down.

To Order, Specify:

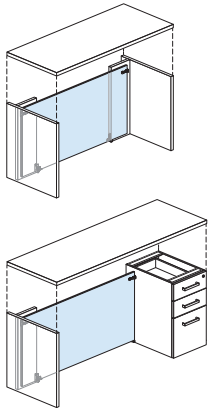
1) Product number, including:

1 Finish Option (wood only):

- 1** Finished front
- 2** Finished front and back

2) Finish code (laminate or wood).

3) Laminate edge trim color (if laminate specified).

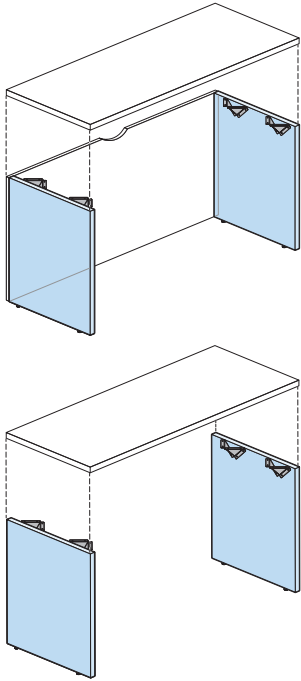


ULXH-SN2
UXXH-SN2
Class RA

Height	Width	Number 1	HPL		Wood A		Wood B	
			A	B	1	2	1	2
HPL								
25.5"(648mm)	24"(610mm)	ULXH-2624-SN2	\$ 517.63	\$ 559.06				
	30"(762mm)	ULXH-2630-SN2	577.70	623.45				
	36"(914mm)	ULXH-2636-SN2	637.77	687.84				
	42"(1067mm)	ULXH-2642-SN2	697.84	752.23				
	48"(1219mm)	ULXH-2648-SN2	757.91	816.62				
	54"(1372mm)	ULXH-2654-SN2	817.98	881.01				
	60"(1524mm)	ULXH-2660-SN2	878.05	945.40				
	66"(1676mm)	ULXH-2666-SN2	938.12	1009.79				
Wood								
25.5"(648mm)	24"(610mm)	UXXH-2624-SN ■			\$ 790.69	\$ 869.53	\$ 881.71	\$ 968.44
	30"(762mm)	UXXH-2630-SN ■			892.53	973.88	993.73	1080.46
	36"(914mm)	UXXH-2636-SN ■			994.37	1078.23	1105.75	1192.48
	42"(1067mm)	UXXH-2642-SN ■			1096.21	1182.58	1217.77	1304.50
	48"(1219mm)	UXXH-2648-SN ■			1198.05	1286.93	1329.79	1416.52
	54"(1372mm)	UXXH-2654-SN ■			1299.89	1391.28	1441.81	1528.54
	60"(1524mm)	UXXH-2660-SN ■			1401.73	1495.63	1553.83	1640.56
	66"(1676mm)	UXXH-2666-SN ■			1503.57	1599.98	1665.85	1752.58

Modular Components

2H End Panel



ULSE
UXSE
Class RA

Features

- Includes 1.125"(29mm) thick support panel, glides and attachment hardware.
- Option of 19"(483mm), 24"(610mm) and 30"(762mm) full depth for use without modesty panel.
- Option of 18.25"(464mm), 23.25"(591mm) or 29.25"(743mm) depth for use with full overlay modesty panel.
- Provides full support for one end of equal depth worksurface.
- Glides provide 2"(51mm) adjustment range.

Specification Tips

- For use with other separately specified modular components, (modular credenza, worksurfaces, mid-support panels and modesty panels) to assemble modular shells and credenzas.
- Wing leg inset from the back of the slab legs 4.1875"(106mm).
- Not recommended for use next to an attached storage unit on the inner face due to bracket interference.
- See Modular Components Application in Specification Guide.

To Order, Specify:

1) Product number, including:

1 Orientation:

L Left-hand

R Right-hand

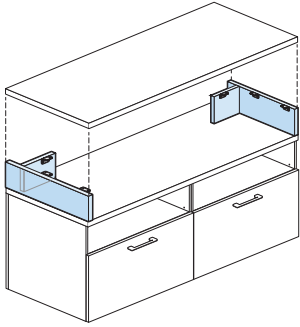
2) Finish code (laminate or wood).

3) Laminate edge trim color (if laminate specified).

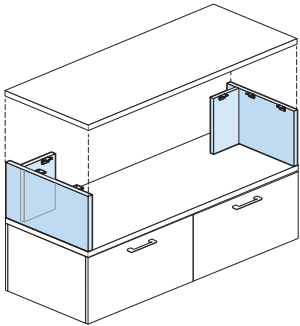
Height	Depth	Number ①	HPL		Wood	
			A	B	A	B
HPL — Full Overlay Modesty Panel Application						
28"(711mm)	18.25"(464mm)	ULSE-2818-S M	\$373.04	\$402.87		
	23.25"(591mm)	ULSE-2823-S M	391.89	423.27		
	29.25"(743mm)	ULSE-2829-S M	414.51	447.75		
HPL — No Modesty Panel Application						
28"(711mm)	19"(483mm)	ULSE-2819-S N	\$373.04	\$402.87		
	24"(610mm)	ULSE-2824-S N	391.89	423.27		
	30"(762mm)	ULSE-2830-S N	414.51	447.75		
Wood — Full Overlay Modesty Panel Application						
28"(711mm)	18.25"(464mm)	UXSE-2818-S M			\$594.45	\$606.16
	23.25"(591mm)	UXSE-2823-S M			639.75	653.06
	29.25"(743mm)	UXSE-2829-S M			694.11	709.34
Wood — No Modesty Panel Application						
28"(711mm)	19"(483mm)	UXSE-2819-S N			\$594.45	\$606.16
	24"(610mm)	UXSE-2824-S N			639.75	653.06
	30"(762mm)	UXSE-2830-S N			694.11	709.34

Modular Components

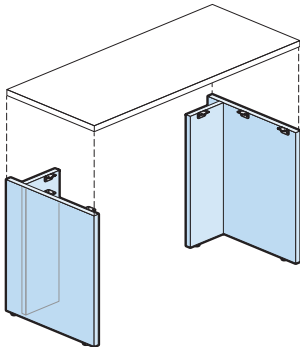
L-Support Panel



0.5H



1H



2H
XLGS
ULSL
XZGS
UXSL
Class RA

Features

- Includes 1.18" (30mm) thick full depth end panel, 10" (254mm)W support panel and attachment hardware.
- Option of 19" (483mm), 24" (610mm) and 30" (762mm)D full end panel to provide full support at one end of worksurface.
- Provides full support for one end of equal depth top.
- 2H L-support includes glides with 2" (51mm) adjustment range.
- 30" (762mm) depth available in 2H only.
- Designed to be used with hinged modesty panel.

Specification Tips

- For use with other separately specified modular components (worksurfaces and mid-support panels) and attached storage units to assemble credenza units.
- Not designed for use with full overlay modesty panel.
- Not recommended for use next to an attached storage unit on the inner face due to bracket interference.
- .5H L-Support panel for use with 1.5H modular storage unit(s).
- 1H L-Support panel for use with 1H modular storage unit(s).
- See Applications in Specification Guide.

To Order, Specify:

1) Product number, including:

1 Orientation:

L Left-hand

R Right-hand

2) Finish code (laminated or wood).

3) Laminate edge trim color (if laminate specified).

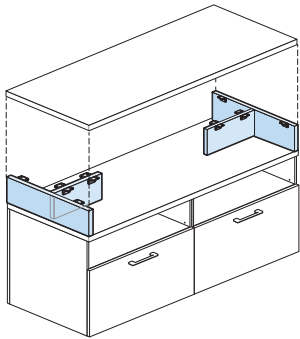
Modular Components

L-Support Panel

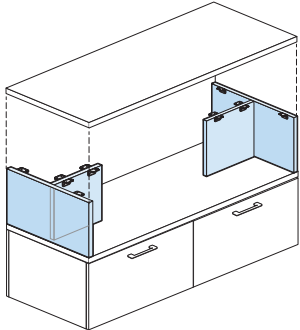
Height	Actual Overall Depth	Actual Width	Number ①	HPL A	B	Wood A	B
HPL — 0.5H							
6"(152mm)	18.88"(480mm)	10.06"(256mm)	ULSL-0619-S ■ N	\$470.94	\$476.12		
	23.88"(607mm)		ULSL-0624-S ■ N	483.04	489.15		
HPL — 1H							
11.56"(294mm)	18.88"(480mm)	10.06"(256mm)	ULSL-1219-S ■ N	\$507.12	\$496.75		
	23.88"(607mm)		ULSL-1224-S ■ N	512.63	524.85		
HPL — 2H							
28"(711mm)	9.88"(251mm)	10.06"(256mm)	ULSL-2810-S ■ N	\$ 521.95	\$538.36		
	18.88"(480mm)		ULSL-2819-S ■ N	553.75	577.93		
	23.88"(607mm)		ULSL-2824-S ■ N	577.59	606.09		
	29.88"(759mm)		ULSL-2830-S ■ N	598.78	632.47		
Wood — 0.5H							
6"(152mm)	18.88"(480mm)	10.06"(256mm)	UXSL-0619-S ■ N			\$ 756.84	\$ 786.14
	23.88"(607mm)		UXSL-0624-S ■ N			773.57	808.11
Wood — 1H							
11.56"(294mm)	18.88"(480mm)	10.06"(256mm)	UXSL-1219-S ■ N			\$ 809.78	\$ 868.38
	23.88"(607mm)		UXSL-1224-S ■ N			835.51	904.58
Wood — 2H							
28"(711mm)	9.88"(251mm)	10.06"(256mm)	UXSL-2810-S ■ N			\$ 866.74	\$ 959.53
	18.88"(480mm)		UXSL-2819-S ■ N			942.37	1079.11
	23.88"(607mm)		UXSL-2824-S ■ N			990.57	1151.73
	29.88"(759mm)		UXSL-2830-S ■ N			1040.98	1231.44

Modular Components

T-Support Panel



0.5H



1H
XLFS-SN
XZFS-SN
Class RA

Features

- Includes 1.18"(30mm) thick and optional width back panel, 14"(356mm) wing panel and attachment hardware.
- Provides full support for one end of equal depth worksurface.
- All sides finished; top and bottom edges are not finished.

Specification Tips

- For use with other separately specified modular components.
- Stacked on top of modular storage credenza to provide support for separately specified modular credenza top.
- 6H T-Support panel for use with 1.5H modular storage unit(s).
- .5H T-Support panel for use with 1H modular storage unit(s).
- See Applications in Specification Guide.

To Order, Specify:

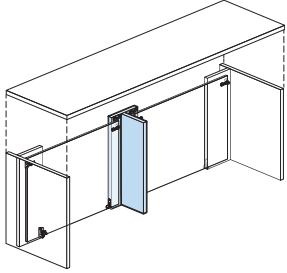
- 1) Product number.
- 2) Finish code (laminate or wood).
- 3) Laminate edge trim color (if laminate specified).

Height	Actual Overall Depth	Actual Width	Number	HPL A	B	Wood A	B
HPL — 0.5H							
6"(152mm)	18.88"(480mm)	15.06"(383mm)	ULST-0619-SNN	\$483.04	\$489.15		
	23.88"(607mm)		ULST-0624-SNN	495.13	502.17		
	29.88"(759mm)		ULST-0630-SNN	502.23	510.37		
	35.88"(911mm)		ULST-0636-SNN	509.33	518.59		
HPL — 1H							
11.56"(294mm)	18.88"(480mm)	15.06"(383mm)	ULST-1219-SNN	\$ 512.63	\$524.85		
	23.88"(607mm)		ULST-1224-SNN	528.50	542.57		
	29.88"(759mm)		ULST-1230-SNN	540.13	556.42		
	35.88"(911mm)		ULST-1236-SNN	551.78	570.29		
Wood — 0.5H							
6"(152mm)	18.88"(480mm)	15.06"(383mm)	UXST-0619-SNN			\$ 773.57	\$808.11
	23.88"(607mm)		UXST-0624-SNN			790.30	830.07
	29.88"(759mm)		UXST-0630-SNN			802.95	849.00
	35.88"(911mm)		UXST-0636-SNN			815.61	867.94
Wood — 1H							
11.56"(294mm)	18.88"(480mm)	15.06"(383mm)	UXST-1219-SNN			\$ 835.51	\$904.58
	23.88"(607mm)		UXST-1224-SNN			861.23	940.77
	29.88"(759mm)		UXST-1230-SNN			884.70	976.79
	35.88"(911mm)		UXST-1236-SNN			908.17	1012.82

Modular Components

2H Support Panel

T-Support Panel— Partial



ULST-SNN
ULXT-SNN
Class RA

Features

- Includes 1.18" (30mm) thick and 10.125" (257mm)W back panel, 10.125" (257mm) wing panel, glides and attachment hardware.
- Glides provide 2" (51mm) adjustment range.

Specification Tips

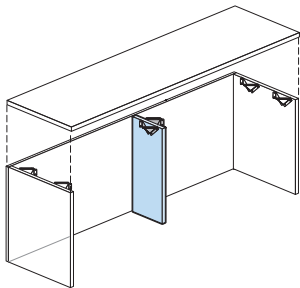
- For use with other separately specified modular components (worksurfaces, pedestals and hinged modesty panels) to assemble modular credenzas.
- Not for use with full overlay modesty panel.
- Provides intermediate support for worksurfaces with spans of 60" (1524mm) or greater of unsupported width and for use with hinged modesty panels.
- See Modular Components Application in Specification Guide.

To Order, Specify:

- 1) Product number.
- 2) Finish code (laminate or wood).
- 3) Laminate edge trim color (if laminate specified)

Height	Actual Overall Depth	Actual Width	Number	HPL A	B	Wood A	B
HPL							
28" (711mm)	10.06" (256mm)	10" (254mm)	ULST-2810-SNN	\$521.95	\$538.36		
Wood							
28" (711mm)	10.06" (256mm)	10" (254mm)	UXST-2810-SNN			\$866.74	\$959.53

Mid-Support Panel



ULSM-SNN
ULXM-SNN
Class RA

Features

- Includes 1.125" (29mm) thick end panel, glides and attachment hardware.
- A notch at the upper rear corner is provided for wire routing.
- Glides provide 2" (51mm) adjustment range.

Specification Tips

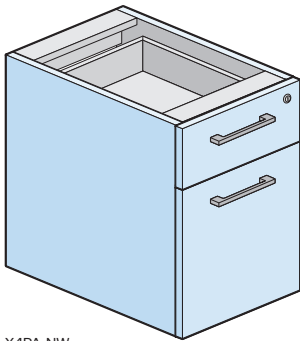
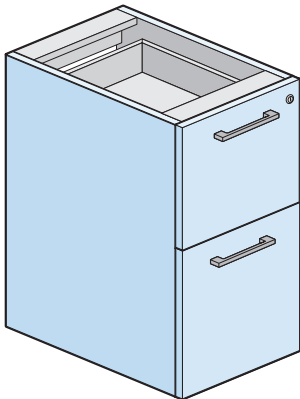
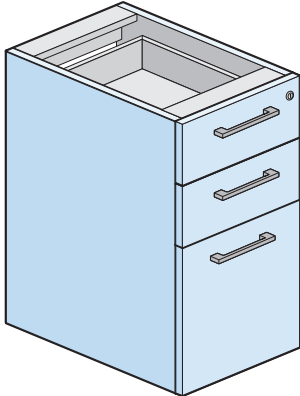
- For use with other separately specified modular components (worksurfaces, end panels and L-support panels) and attached storage units to assemble credenza units.
- Used to provide support when unsupported span of worksurface is 60" (1524mm) or greater.
- 10.125" (257mm) mid-support panel recommended for use under worksurfaces 19" (483mm) and 24" (610mm)D.
- 14" (356mm) mid-support panel recommended for use under worksurfaces 30" (762mm)D and greater.
- 2" x 2" (51mm x 51mm) wireway notch located at top edge one side of support panel.
- See Modular Components Application in Specification Guide.

To Order, Specify:

- 1) Product number.
- 2) Finish code (laminate or wood).
- 3) Laminate edge trim color (if laminate specified).

Height	Actual Overall Depth	Actual Width	Number	HPL A	B	Wood A	B
HPL							
28" (711mm)	10" (254mm)	10" (254mm)	ULSM-2810-SNN	\$299.66	\$309.16		
	15" (381mm)		ULSM-2815-SNN	325.59	339.83		
Wood							
28" (711mm)	10.06" (256mm)	10" (254mm)	UXSM-2810-SNN			\$438.44	\$497.38
	15" (381mm)		UXSM-2815-SNN			494.50	582.90

Pedestal Attached



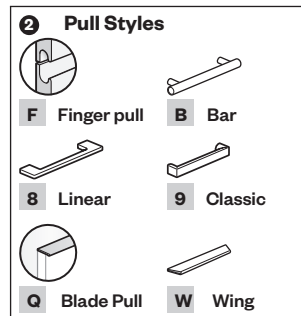
X4PA-NW
X6PA-NL
Class RA

Features

- Includes case, unfinished top, optional full finished back, .75"(19mm) thick end panels and attachment hardware.
- Unfinished tops of pedestals 21"(533mm) and deeper include a 3"(76mm) or greater horizontal wireway gap.
- Factory installed full back option adds .75"(19mm) to the overall pedestal depth.
- Letter width 15.5"(394mm) available on 22"(559mm)H or 28"(711mm)H pedestal.
- Legal width 18.75"(476mm) available on 28"(711mm)H pedestal.
- Box drawer with one black drawer divider per drawer and one black pencil tray per pedestal.
- File drawer with an integrated file hanging system.
- Drawer pull options:
 - Bar and Blade pulls available in powdercoat finishes.
 - Wing pulls available in powdercoat finishes.
 - Linear pulls are available in both powdercoat and satin nickel. Satin nickel will need to be specified.
 - Classic pulls are available in brushed nickel finish only. Finish code not required.
 - Finger pull option, available with Walnut double cut and Wood Group B finishes.
- Box and file drawers have full extension slides.
- One lock standard per pedestal.
- Lock plug is available in black or chrome.
- For lock options, refer to Lock Program section of the Accessories Price List.
- Glides provide 2"(51mm) adjustment range.
- Shipped assembled.

Specification Tips

- 18"(457mm)D pedestals for use under 19"(483mm)D worksurfaces.
- 23"(584mm)D pedestals for use under 24"(610mm)D worksurfaces.
- 29"(737mm)D pedestals for use under 30"(762mm)D worksurfaces.
- Non-handed design, allows for pedestal to be installed left or right on site.



To Order, Specify:

1) Product number, including:

1 Pedestal Drawer Option:

22" Letter Width (18", 23" and 29" depths)

4 Box/File Black Miterfold

R Box/File Wood (add **\$143.01** list)

28" Letter Width (18", 23" and 29" depths)

5 Box/Box/File Black Miterfold

S Box/Box/File Wood (add **\$143.01** list)

6 File/File Black Miterfold

T File/File Wood (add **\$143.01** list)

22" Legal Width (18" and 23" depths)

7 Box/File Black Miterfold

U Box/File Wood (add **\$149.45** list)

28" Legal Width (18" and 23" depths)

8 Box/Box/File Black Miterfold

L Box/Box/File Wood (add **\$149.45** list)

9 File/File Black Miterfold

M File/File Wood (add **\$149.45** list)

2 Drawer Pull Option*:

F Finger pull (wood only) (add **\$171.20** list)

B Bar (add **\$90.95** list)

8 Linear

9 Classic (add **\$32.10** list)

Q Blade (add **\$128.40** list)

W Wing (add **\$90.95** list)

3 Back Option:

N No Back

Y Finished Laminate Back, (add **\$307.08** list)

Finished Wood Back (add **\$398.51** list)

4 Toe Kick Option:

N No Toe Kick

Y Toe Kick (add **\$240.75** list)

2) Finish code (laminate or wood).

3) Laminate edge trim color (if laminate specified).

4) Trim color for painted pull (if specified).

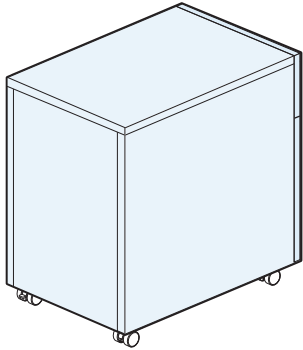
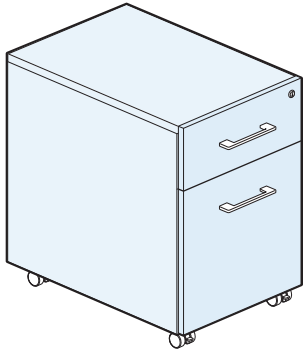
5) Trim color for lock (required).

*Price per pull.

Pedestal Attached

Height	Open Back Depth	Full Back Depth	Width	Number ① ② ③ ④	HPL A	B	Wood A	B
HPL — Letter Width								
22"(559mm)	18"(457mm)	18.75"(476mm)	15.5"(394mm)	X5PA-2218- ■ ■ SS L ■	\$1435.24	\$1642.35		
	23"(584mm)	23.75"(603mm)		X5PA-2223- ■ ■ SS L ■	1488.24	1695.35		
	29"(737mm)	29.75"(756mm)		X5PA-2229- ■ ■ SS L ■	1551.84	1758.95		
28"(711mm)	18"(457mm)	18.75"(476mm)	15.5"(394mm)	X5PA-2818- ■ ■ SS L ■	\$1660.21	\$1867.32		
	23"(584mm)	23.75"(603mm)		X5PA-2823- ■ ■ SS L ■	1713.21	1920.32		
	29"(737mm)	29.75"(756mm)		X5PA-2829- ■ ■ SS L ■	1776.81	1983.92		
HPL — Legal Width								
22"(559mm)	18"(457mm)	18.75"(476mm)	15.5"(394mm)	X5PA-2218- ■ ■ SS L ■	\$1733.68	\$1940.79		
	23"(584mm)	23.74"(603mm)		X5PA-2223- ■ ■ SS L ■	1786.68	1993.79		
28"(711mm)	18"(457mm)	18.75"(476mm)	18.75"(476mm)	X5PA-2818- ■ ■ SS L ■	\$1958.65	\$2165.76		
	23"(584mm)	23.75"(603mm)		X5PA-2823- ■ ■ SS L ■	2011.65	2218.76		
Wood — Letter Width								
22"(559mm)	18"(457mm)	18.75"(476mm)	15.5"(394mm)	X4PA-2218- ■ ■ SS W ■			\$ 2156.14	\$ 2426.21
	23"(584mm)	23.75"(603mm)		X4PA-2223- ■ ■ SS W ■			2209.14	2484.91
	29"(737mm)	29.75"(756mm)		X4PA-2229- ■ ■ SS W ■			2272.74	2555.35
28"(711mm)	18"(457mm)	18.75"(476mm)	15.5"(394mm)	X4PA-2818- ■ ■ SS W ■			\$ 2381.11	\$ 2651.18
	23"(584mm)	23.75"(603mm)		X4PA-2823- ■ ■ SS W ■			2434.11	2709.88
	29"(737mm)	29.75"(756mm)		X4PA-2829- ■ ■ SS W ■			2497.71	2780.32
Wood — Legal Width								
22"(559mm)	18"(457mm)	18.75"(476mm)	15.5"(394mm)	X4PA-2218- ■ ■ SS W ■			\$ 2156.14	\$ 2426.21
	23"(584mm)	23.74"(603mm)		X4PA-2223- ■ ■ SS W ■			2209.14	2484.91
28"(711mm)	18"(457mm)	18.75"(476mm)	18.75"(476mm)	X4PA-2818- ■ ■ SS W ■			\$2679.55	\$ 2981.38
	23"(584mm)	23.75"(603mm)		X4PA-2823- ■ ■ SS W ■			2732.55	3040.08

Pedestal Mobile



X4PM-BW
X7PM-BW
Class RA

Features

- Includes case, finished top, finished back and casters.
- Box drawer with one black drawer divider per drawer and one black pencil tray per pedestal.
- File drawer with an integrated file hanging system.
- Drawer pull options:
 - Bar and Blade pulls available in powdercoat finishes.
 - Wing pulls available in powdercoat finishes.
 - Linear pulls are available in both powdercoat and satin nickel. Satin nickel will need to be specified.
 - Classic pulls are available in brushed nickel finish only. Finish code not required.
 - Finger pull option, available with Walnut double cut and Wood Group B finishes.
- Box and file drawers have full extension slides.
- One lock standard per pedestal.
- Lock plug is available in black or chrome.
- For lock options, refer to Lock Program section of the Accessories Price List.
- Casters: four black swivel with front two locking.
- Shipped assembled; casters field installed.

Specification Tips

- Not designed to fit flush under a 19"(483mm)D worksurface.
- Standard with toe kick.

To Order, Specify:

1) Product number, including:

1 Pedestal Drawer Option:

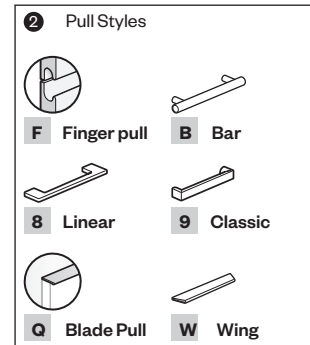
- 4** Box/File Black Miterfold
- R** Box/File Wood (add **\$143.01** list)

2 Drawer Pull Option*:

- F** Finger pull (wood only) (add **\$171.20** list)
- B** Bar (add **\$90.95** list)
- 8** Linear
- 9** Classic (add **\$32.10** list)
- Q** Blade (add **\$128.40** list)
- W** Wing (add **\$90.95** list)

- 2) Finish code (laminate or wood).
- 3) Laminate edge trim color (if laminate specified).
- 4) Trim color for painted pull (if specified).
- 5) Trim color for lock (required).

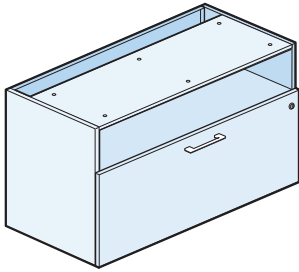
*Price per pull.



Height	Depth	Width	Number ①②	HPL		Wood	
				A	B	A	B
HPL							
21.5"(546mm)	21"(533mm)	15.5"(394mm)	X5PM-2221-■ ■ SSBL	\$1883.74	\$2090.85		
Wood							
21.5"(546mm)	21"(533mm)	15.5"(394mm)	X4PM-2221-■ ■ SSBW			\$2684.74	\$2958.23

Lateral File

Attached Open Shelf



X4FV-LW
X5FV-LW
Class RA

Features

- Includes unfinished top, optional full finished back, adjustable shelf for 2H unit, glides and attachment hardware.
- Unfinished top for 23"(584mm)D storage unit includes a 5"(127mm) horizontal wireway gap. The 18"(457mm)D storage unit has no gap.
- Drawer pull options:
 - Bar and Blade pulls available in powdercoat finishes.
 - Wing pulls available in powdercoat finishes.
 - Linear pulls are available in both powdercoat and satin nickel. Satin nickel will need to be specified.
 - Classic pulls are available in brushed nickel finish only. Finish code not required.
 - Finger pull option available with Walnut double cut and Wood Group B finishes.
 - Factory installed full back option adds .75"(19mm) to the overall storage cabinet depth.
- File drawer with an integrated file hanging system.
- Two file hanging bars per drawer.
- Glides provide 2"(51mm) adjustment range.
- Shipped assembled.

Specification Tips

- Storage cabinet used as support for upper storage requires either a finished back or overlay modesty panel.
- 18"(457mm)D storage cabinets for use under 19"(483mm)D worksurfaces.
- 23"(584mm) and 23.75"(603mm)D storage cabinets for use under 24"(610mm)D worksurfaces.
- Separately specified credenza top may be added to attached storage cabinet with finished back option for use as freestanding unit.
- Side to side bar is specified separately.

To Order, Specify:

1) Product number, including:

1 File Drawer Option:

- S** Black Miterfold
- W** Wood (add **\$153.75** list)

2 Drawer Pull Option*:

- F** Finger pull (wood only) (add **\$171.20** list)
- B** Bar (add **\$90.95** list)
- 8** Linear
- 9** Classic (add **\$32.10** list)
- Q** Blade (add **\$128.40** list)
- W** Wing (add **\$90.95** list)

3 Back Option:

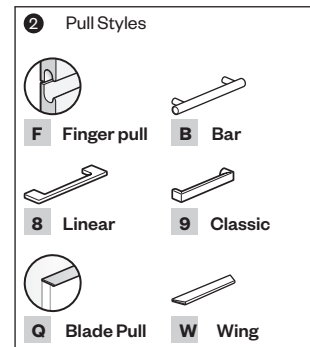
- N** No Back
- Y** Finished Back (add **\$411.67** list)

4 Toe Kick Option:

- N** No Toe Kick
- Y** Toe Kick (add **\$317.79** list)

- 2) Finish code (laminare or wood).
- 3) Laminare edge trim color (if laminare specified).
- 4) Trim color for painted pull (if specified).
- 5) Trim color for lock (required).

*Price per pull.



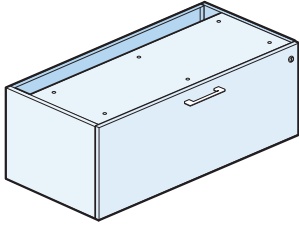
Lateral File

Attached Open Shelf

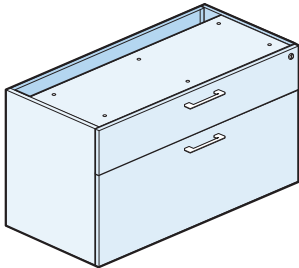
Height	Open Back Depth	Full Back Depth	Width	Number	①	②	③	④	HPL A	B	Wood A	B
HPL — 1.5H												
21.5"(546mm)	18"(457mm)	18.75"(476mm)	30"(762mm)	X5FV-1830-N	■	SS	■	LL	\$1666.49	\$	1921.63	
			36"(914mm)	X5FV-1836-N	■	SS	■	LL	1883.72		2138.86	
23"(584mm)	23.75"(603mm)	30"(762mm)	X5FV-2330-N	■	SS	■	LL	\$1797.90	\$	2053.04		
			36"(914mm)	X5FV-2336-N	■	SS	■	LL	2015.13		2270.27	
Wood — 1.5H												
21.5"(546mm)	18"(457mm)	18.75"(476mm)	30"(762mm)	X4FV-1830-N	■	SS	■	LW			\$ 2516.07	\$ 2815.11
			36"(914mm)	X4FV-1836-N	■	SS	■	LW			2796.08	
23"(584mm)	23.75"(603mm)	30"(762mm)	X4FV-2330-N	■	SS	■	LW			\$2647.48	\$	2962.20
			36"(914mm)	X4FV-2336-N	■	SS	■	LW			2927.49	

Lateral File

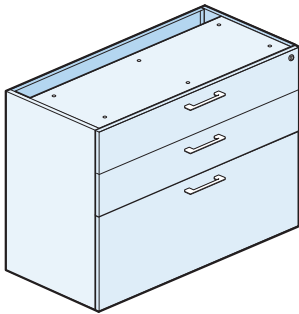
Attached



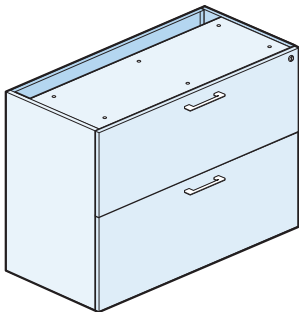
1H
X4F1-LW
X6F1-LL



1.5H
X4FB-LW
X6FB-LL



2H
X4FP-LW
X6FP-LL



2H
X4FA-LW
X6FA-LL
Class RA

Features

- Includes case, unfinished top, optional full finished back, .75"(19mm) thick end panels, glides and attachment hardware.
- Unfinished top of 23"(584mm) lateral file includes a 3"(76mm) horizontal wireway gap.
- Factory installed finished back option adds .75"(19mm) to the overall lateral file depth.
- File drawer with an integrated file hanging system.
- Two file hanging bars included per file drawer.
- File drawers have full extension slides with integrated anti-tip interlock feature.
- Drawer pull options:
 - Bar and Blade pulls available in powdercoat finishes.
 - Wing pulls available in powdercoat finishes.
 - Linear pulls are available in both powdercoat and satin nickel. Satin nickel will need to be specified.
 - Classic pulls are available in brushed nickel finish only. Finish code not required.
 - Finger pull option available with Walnut double cut and Wood Group B finishes.
- One lock standard per lateral file; includes dual lock bar system.
- Lock plug is available in black or chrome.
- For lock options, refer to Lock Program section of the Accessories Price List.
- Glides provide 2"(51mm) adjustment range.
- 42"(1067mm) width files available in laminate and wood only.
- Shipped assembled.

Specification Tips

- 18"(457mm) and 18.75"(476mm)D lateral files for use under 19"(483mm)D worksurfaces.
- 23"(584mm) and 23.75"(603mm)D lateral files for use under 24"(610mm)D worksurfaces.
- 2H lateral files can be incorporated into a preconfigured return with a pedestal. No back option must be specified.
- See Planning Modular Components in Specification Guide for details.
- Side to side bar is specified separately.

To Order, Specify:

1) Product number, including:

1 File Drawer Option:

- S** Black Miterfold
- W** Wood
 - 1H (add **\$101.03** list)
 - 1.5H (add **\$153.75** list)
 - 2H (add **\$204.25** list)

2 Drawer Pull Option*:

- F** Finger pull (wood only) (add **\$171.20** list)
- B** Bar (add **\$90.95** list)
- 8** Linear
- 9** Classic (add **\$32.10** list)
- Q** Blade (add **\$128.40** list)
- W** Wing (add **\$90.95** list)

3 Back Option:

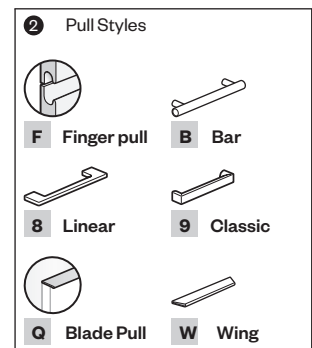
- N** No Back
- Y** Finished Back
 - 1H (add **\$397.70** list)
 - 1.5H (add **\$411.67** list)
 - 2H (add **\$423.94** list)

4 Toe Kick Option:

- N** No Toe Kick
- Y** Toe Kick (add **\$317.79** list)

- 2) Finish code (laminate or wood).
- 3) Laminate edge trim color (if laminate specified).
- 4) Trim color for painted pull (if specified).
- 5) Trim color for lock (required).

*Price per pull.



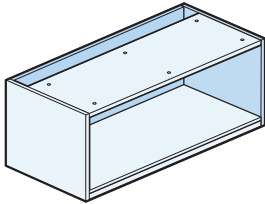
Lateral File

Attached

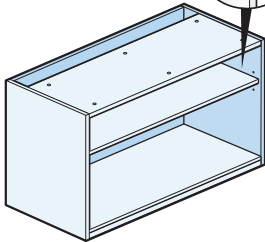
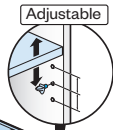
Height	Open Back Depth	Full Back Depth	Width	Number	①	②	③	④	HPL A	B	Wood A	B
HPL — 1H File												
15.1875"(386mm)	18"(457mm)	18.75"(476mm)	30"(762mm)	X5F1-1830-N	SS	LL			\$ 1497.25	\$ 1738.87		
			36"(914mm)	X5F1-1836-N	SS	LL			1714.48	1956.10		
			42"(1067mm)	X5F1-1842-N	SS	LL			1931.71	2173.33		
23"(584mm)	23.75"(603mm)	30"(762mm)	X5F1-2330-N	SS	LL			\$ 1628.66	\$ 1870.28			
			36"(914mm)	X5F1-2336-N	SS	LL			1845.89	2087.51		
			42"(1067mm)	X5F1-2342-N	SS	LL			2063.12	2304.74		
HPL — 1.5H Box/File												
21.5"(546mm)	18"(457mm)	18.75"(476mm)	30"(762mm)	X5FB-1830-N	SS	LL			\$ 1666.49	\$ 1921.63		
			36"(914mm)	X5FB-1836-N	SS	LL			1883.72	2138.86		
			42"(1067mm)	X5FB-1842-N	SS	LL			2100.95	2356.09		
23"(584mm)	23.75"(603mm)	30"(762mm)	X5FB-2330-N	SS	LL			\$ 1797.90	\$ 2063.04			
			36"(914mm)	X5FB-2336-N	SS	LL			2015.13	2270.27		
			42"(1067mm)	X5FB-2342-N	SS	LL			2232.36	2487.50		
HPL — 2H File/File												
28"(711mm)	18"(457mm)	18.75"(476mm)	30"(762mm)	X5FA-1830-N	SS	LL			\$ 1927.70	\$ 2203.74		
			36"(914mm)	X5FA-1836-N	SS	LL			2144.93	2420.97		
			42"(1067mm)	X5FA-1842-N	SS	LL			2362.16	2638.20		
23"(584mm)	23.75"(603mm)	30"(762mm)	X5FA-2330-N	SS	LL			\$ 2059.11	\$ 2335.15			
			36"(914mm)	X5FA-2336-N	SS	LL			2276.34	2552.38		
			42"(1067mm)	X5FA-2342-N	SS	LL			2493.57	2769.61		
HPL — 2H Box/Box/File												
28"(711mm)	18"(457mm)	18.75"(476mm)	30"(762mm)	X5FP-1830-N	SS	LL			\$ 1927.70	\$ 2203.74		
			36"(914mm)	X5FP-1836-N	SS	LL			2144.93	2420.97		
			42"(1067mm)	X5FP-1842-N	SS	LL			2362.16	2638.20		
23"(584mm)	23.75"(603mm)	30"(762mm)	X5FP-2330-N	SS	LL			\$ 2059.11	\$ 2335.15			
			36"(914mm)	X5FP-2336-N	SS	LL			2276.34	2552.38		
			42"(1067mm)	X5FP-2342-N	SS	LL			2493.57	2769.61		
Wood — 1H File												
15.1875"(386mm)	18"(457mm)	18.75"(476mm)	30"(762mm)	X4F1-1830-N	SS	LW					\$ 2212.93	\$ 2466.42
			36"(914mm)	X4F1-1836-N	SS	LW					2492.94	2778.66
			42"(1067mm)	X4F1-1842-N	SS	LW					2772.95	3090.90
23"(584mm)	23.75"(603mm)	30"(762mm)	X4F1-2330-N	SS	LW					\$ 2344.34	\$ 2613.51	
			36"(914mm)	X4F1-2336-N	SS	LW					2624.35	2925.75
			42"(1067mm)	X4F1-2342-N	SS	LW					2904.36	3237.99
Wood — 1.5H Box/File												
21.5"(546mm)	18"(457mm)	18.75"(476mm)	30"(762mm)	X4FB-1830-N	SS	LW					\$ 2680.80	\$ 2979.84
			36"(914mm)	X4FB-1836-N	SS	LW					2960.81	3292.08
			42"(1067mm)	X4FB-1842-N	SS	LW					3240.82	3604.32
23"(584mm)	23.75"(603mm)	30"(762mm)	X4FB-2330-N	SS	LW					\$ 2812.21	\$ 3126.93	
			36"(914mm)	X4FB-2336-N	SS	LW					3092.22	3439.17
			42"(1067mm)	X4FB-2342-N	SS	LW					3372.23	3751.41
Wood — 2H File/File												
28"(711mm)	18"(457mm)	18.75"(476mm)	30"(762mm)	X4FA-1830-N	SS	LW					\$ 2983.16	\$ 3300.05
			36"(914mm)	X4FA-1836-N	SS	LW					3263.17	3612.29
			42"(1067mm)	X4FA-1842-N	SS	LW					3543.18	3924.53
23"(584mm)	23.75"(603mm)	30"(762mm)	X4FA-2330-N	SS	LW					\$ 3114.57	\$ 3447.14	
			36"(914mm)	X4FA-2336-N	SS	LW					3394.58	3759.38
			42"(1067mm)	X4FA-2342-N	SS	LW					3674.59	3674.59
Wood — 2H Box/Box/File												
28"(711mm)	18"(457mm)	18.75"(476mm)	30"(762mm)	X4FP-1830-N	SS	LW					\$ 2983.16	\$ 3300.05
			36"(914mm)	X4FP-1836-N	SS	LW					3263.17	3612.29
			42"(1067mm)	X4FP-1842-N	SS	LW					3543.18	3924.53
23"(584mm)	23.75"(603mm)	30"(762mm)	X4FP-2330-N	SS	LW					\$ 3114.57	\$ 3447.14	
			36"(914mm)	X4FP-2336-N	SS	LW					3394.58	3759.38
			42"(1067mm)	X4FP-2342-N	SS	LW					3674.59	4071.62

Storage Unit

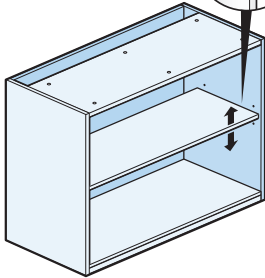
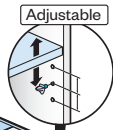
Attached



1H
X4N1-NN
X6N1-NN



1.5H
X4NB-NN
X6NB-NN



2H
X4N2-NN
X6N2-NN
Class RA

Features

- Includes unfinished top, optional full finished back, adjustable shelf for 2H unit, glides and attachment hardware.
- Unfinished top for 23"(584mm)D storage unit includes a 5"(127mm) horizontal wireway gap. The 18"(457mm)D storage unit has no gap.
- Adjustable shelf depth for 2H sized to allow .5"(13mm) wireway at the rear of the cabinet.
- One .75"(19mm) thick adjustable shelf for 2H has ±1.25"(32mm) adjustment range.
- Proud Back Finished option adds .75"(19mm) to the overall storage cabinet depth.
- Glides provide 2"(51mm) adjustment range.
- 42"(1067mm) width available in laminate and wood, and has fixed shelves.
- Shipped assembled.

Specification Tips

- Storage unit used as support for upper storage requires either a finished back or overlay modesty panel.
- 18"(457mm)D storage units for use under 19"(483mm)D worksurfaces.
- 23"(584mm)D storage units for use under 24"(610mm)D worksurfaces.
- Separately specified credenza top may be added to attached storage unit with finished back option for use as freestanding unit when back is exposed, or if unit is visible from the side.

To Order, Specify:

1) Product number, including:

1 Back Option:

N Inset Back Unfinished

L Proud Back Finished Laminate

1H (add **\$397.70** list)

1.5H (add **\$411.67** list)

2H (add **\$386.66** list)

W Proud Back Finished Wood

1H (add **\$397.70** list)

1.5H (add **\$411.67** list)

2H (add **\$461.61** list)

2 Toe Kick Option:

N No Toe Kick

Y Toe Kick (add **\$317.79** list)

2) Finish code (laminate or wood).

3) Laminate edge trim color (if laminate specified).

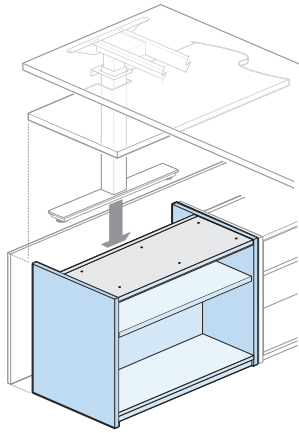
Storage Unit

Attached

Height	Open Back Depth	Finished Back Depth	Width	Number	①	②	HPL A	B	Wood A	B
HPL — 1H										
15.1875"(386mm)	18"(457mm)	18.75"(476mm)	30"(762mm)	X5N1-1830-NS	NN		\$1303.53	\$ 1489.28		
			36"(914mm)	X5N1-1836-NS	NN		1392.28	1578.03		
			42"(1067mm)	X5N1-1842-NS	NN		1481.03	1666.78		
23"(584mm)	23.75"(603mm)	30"(762mm)	X5N1-2330-NS	NN		\$1399.37	\$ 1585.12			
			36"(914mm)	X5N1-2336-NS	NN		1488.12	1673.87		
			42"(1067mm)	X5N1-2342-NS	NN		1576.87	1762.62		
HPL — 1.5H										
21.5"(546mm)	18"(457mm)	18.75"(476mm)	30"(762mm)	X5NB-1830-NS	NN		\$1659.99	\$ 1707.40		
			36"(914mm)	X5NB-1836-NS	NN		1759.98	1796.15		
			42"(1067mm)	X5NB-1842-NS	NN		1859.97	1884.90		
23"(584mm)	23.75"(603mm)	30"(762mm)	X5NB-2330-NS	NN		\$1755.83	\$ 1803.24			
			36"(914mm)	X5NB-2336-NS	NN		1855.82	1891.99		
			42"(1067mm)	X5NB-2342-NS	NN		1955.81	1980.74		
HPL — 2H										
28"(711mm)	18"(457mm)	18.75"(476mm)	30"(762mm)	X5N2-1830-NS	NN		\$1642.12	\$ 1785.50		
			36"(914mm)	X5N2-1836-NS	NN		1761.04	1904.42		
			42"(1067mm)	X5N2-1842-NS	NN		1879.96	2023.34		
23"(584mm)	23.75"(603mm)	30"(762mm)	X5N2-2330-NS	NN		\$1759.26	\$ 1902.64			
			36"(914mm)	X5N2-2336-NS	NN		1878.18	2021.56		
			42"(1067mm)	X5N2-2342-NS	NN		1997.10	2140.48		
Wood — 1H										
15.1875"(386mm)	18"(457mm)	18.75"(476mm)	30"(762mm)	X4N1-1830-NS	NN				\$ 2279.31	\$ 2533.02
			36"(914mm)	X4N1-1836-NS	NN				2441.49	2713.29
			42"(1067mm)	X4N1-1842-NS	NN				2603.67	2893.56
23"(584mm)	23.75"(603mm)	30"(762mm)	X4N1-2330-NS	NN				\$2459.10	\$ 2732.77	
			36"(914mm)	X4N1-2336-NS	NN				2621.28	2913.04
			42"(1067mm)	X4N1-2342-NS	NN				2783.46	3093.31
Wood — 1.5H										
21.5"(546mm)	18"(457mm)	18.75"(476mm)	30"(762mm)	X4NB-1830-NS	NN				\$ 2521.25	\$ 2776.68
			36"(914mm)	X4NB-1836-NS	NN				2685.67	2945.61
			42"(1067mm)	X4NB-1842-NS	NN				2850.09	3114.54
23"(584mm)	23.75"(603mm)	30"(762mm)	X4NB-2330-NS	NN				\$ 2617.09	\$ 2872.52	
			36"(914mm)	X4NB-2336-NS	NN				2781.51	3041.45
			42"(1067mm)	X4NB-2342-NS	NN				2945.93	3210.38
Wood — 2H										
28"(711mm)	18"(457mm)	18.75"(476mm)	30"(762mm)	X4N2-1830-NS	NN				\$ 2578.81	\$ 2867.71
			36"(914mm)	X4N2-1836-NS	NN				2697.73	2986.63
			42"(1067mm)	X4N2-1842-NS	NN				2816.65	3105.55
23"(584mm)	23.75"(603mm)	30"(762mm)	X4N2-2330-NS	NN				\$2695.95	\$ 2984.85	
			36"(914mm)	X4N2-2336-NS	NN				2814.87	3103.77
			42"(1067mm)	X4N2-2342-NS	NN				2933.79	3222.69

Storage Unit

1.5H Attached Open for use with Convergent Worktop



X5PB-1830
X4PB-1860
Class RA

Features

- Includes case with optional finished back panel, 5"(127mm)D full height wire way and adjustable shelf.
- Adjustable self depth sized to allow 0.5"(13mm) wireway at the rear of the cabinet. 42"(1067mm) units have a fixed shelf.
- 30"(762mm) and 36"(914mm) units: After removing the shelf, the interior back panel can be detached to access wall-mounted power and data connections.
- 42"(1067mm) wide units: The interior back panel is removable below the fixed shelf for access to power and data.

Specification Tips

- Attached lower storage units are used to design a modular storage credenza.
- Designed to be attached to adjacent modular lower storage for stability.
- Back of storage unit has a 5"(127mm) deep full height open wireway intended to conceal a height adjustable T-Leg included with a Height Adjustable Convergent Worktop or provide access to wall power.
- Extended side panel is used to close the gap between the wall and the unit when a back panel is not specified.
- May be used to support a Convergent Worktop - For use with 1.5H Storage (fixed height convergent worktop with stanchion).
- Requires a separately specified Credenza Top.
- The optional finished back panel is .75"(19mm) thick and will increase the overall depth of the attached storage unit.

To Order, Specify:

No Back

- 1) Product number, including:

1 Toe Kick Option:

- N No Toe Kick
- Y Toe Kick (add **\$317.79** list)

- 2) Laminate surface color or wood finish for case.

- 3) Edge trim color (laminate only).

With Finished Back

- 1) Product number, including:

1 Toe Kick Option:

- N No Toe Kick
- Y Toe Kick (add **\$317.79** list)

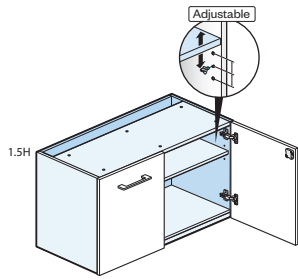
- 2) Laminate surface color or wood finish for case and back.

- 3) Edge trim color (laminate only).

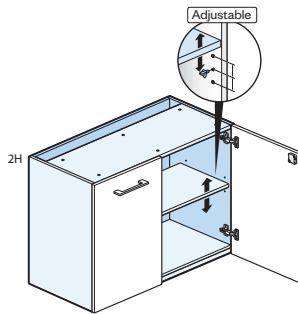
Depth	Width	Number	HPL		Wood	
			A	B	A	B
HPL — No back						
18"(457mm)	30"(762mm)	X5PB-1830-NSNN	\$ 1472.81	\$ 1520.22		
	36"(914mm)	X5PB-1836-NSNN	1572.80	1608.97		
	42"(1067mm)	X5PB-1842-NSNN	1672.79	1697.72		
23"(584mm)	30"(762mm)	X5PB-2330-NSNN	\$ 1583.19	\$ 1630.60		
	36"(914mm)	X5PB-2336-NSNN	1683.18	1719.35		
	42"(1067mm)	X5PB-2342-NSNN	1783.17	1808.10		
HPL — With back						
18"(457mm)	30"(762mm)	X5PB-1830-NSLN	\$ 1884.51	\$ 1931.92		
	36"(914mm)	X5PB-1836-NSLN	1984.50	2020.67		
	42"(1067mm)	X5PB-1842-NSLN	2084.49	2109.42		
23"(584mm)	30"(762mm)	X5PB-2330-NSLN	\$ 1994.89	\$2042.30		
	36"(914mm)	X5PB-2336-NSLN	2094.88	2131.05		
	42"(1067mm)	X5PB-2342-NSLN	2194.87	2219.80		
HPL — With extended back side panel						
18"(457mm)	30"(762mm)	X5PB-1830-NSEN	\$ 1472.81	\$ 1520.22		
	36"(914mm)	X5PB-1836-NSEN	1572.80	1608.97		
	42"(1067mm)	X5PB-1842-NSEN	1672.79	1697.72		
23"(584mm)	30"(762mm)	X5PB-2330-NSEN	\$ 1583.19	\$ 1630.60		
	36"(914mm)	X5PB-2336-NSEN	1683.18	1719.35		
	42"(1067mm)	X5PB-2342-NSEN	1783.17	1808.10		
Wood — No back						
18"(457mm)	30"(762mm)	X4PB-1830-NSNN			\$2454.00	\$ 2709.60
	36"(914mm)	X4PB-1836-NSNN			2618.42	2878.53
	42"(1067mm)	X4PB-1842-NSNN			2782.84	3047.46
23"(584mm)	30"(762mm)	X4PB-2330-NSNN			\$2564.38	\$ 2819.98
	36"(914mm)	X4PB-2336-NSNN			2728.80	2988.91
	42"(1067mm)	X4PB-2342-NSNN			2893.22	3157.84
Wood — With back						
18"(457mm)	30"(762mm)	X4PB-1830-NSWN			\$2865.70	\$ 3121.30
	36"(914mm)	X4PB-1836-NSWN			3030.12	3290.23
	42"(1067mm)	X4PB-1842-NSWN			3194.54	3459.16
23"(584mm)	30"(762mm)	X4PB-2330-NSWN			\$ 2976.08	\$ 3231.68
	36"(914mm)	X4PB-2336-NSWN			3140.50	3400.61
	42"(1067mm)	X4PB-2342-NSWN			3304.92	3569.54
Wood — With extended back side panel						
18"(457mm)	30"(762mm)	X4PB-1830-NSEN			\$2454.00	\$ 2709.60
	36"(914mm)	X4PB-1836-NSEN			2618.42	2878.53
	42"(1067mm)	X4PB-1842-NSEN			2782.84	3047.46
23"(584mm)	30"(762mm)	X4PB-2330-NSEN			\$2564.38	\$ 2819.98
	36"(914mm)	X4PB-2336-NSEN			2728.80	2988.91
	42"(1067mm)	X4PB-2342-NSEN			2893.22	3157.84

Storage Unit

1.5 or 2H Doors



1.5H
X6HB
X4HB



2H
X6H2
X4H2
Class RA

Features

- Includes case, unfinished top, optional full finished back, adjustable shelf, doors with concealed hinges, glides, and attachment hardware.
- Unfinished top for 23"(584mm)D storage unit includes a 5"(127mm) horizontal wireway gap. The 18"(457mm)D storage unit has no gap.
- One .75"(19mm) thick adjustable shelf has ±1.25"(32mm) adjustment range.
- Adjustable shelf depth sized to allow .5"(13mm) wireway at the rear of the cabinet. 42"(1067mm) units have a fixed shelf.
- Factory installed finished wood back option adds .75"(19mm) to the overall storage cabinet depth.
- Drawer pull options:
 - Bar pulls available in powdercoat finishes, indicates a door equipped with a touch latch.
 - Wing pulls available in powdercoat finishes.
 - Linear pulls are available in both powdercoat and satin nickel. Satin nickel will need to be specified.
 - Classic pulls are available in brushed nickel finish only. Finish code not required.
 - Touch latch option, indicates a door equipped with a touch latch.
- Optional lock available; lock plug available in black or chrome.
- For lock options, refer to Lock Program section of the Accessories Price List.
- Glides provide 2"(51mm) adjustment range.
- Shipped assembled.

Specification Tips

- 18"(457mm)D storage units for use under 19"(483mm)D worksurfaces.
- 23"(584mm)D storage units for use under 24"(610mm)D worksurfaces.
- Separately specified worksurface may be added to attached storage unit with finished back option for use as freestanding 2H.

To Order, Specify:

1) Product number, including:

1 Door Pull Option*:

- F** Touch latch
- B** Bar (add **\$90.95** list)
- 8** Linear
- 9** Classic (add **\$32.10** list)
- W** Wing (add **\$90.95** list)

2 Back Option:

- N** No Finished Back
- L** Finished Laminate Back (add **\$363.89** list)
- W** Finished Wood Back (add **\$445.23** list)

3 Lock Option:

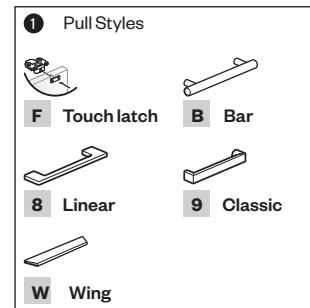
- N** No Lock
- L** Lock (add **\$189.93** list)

4 Toe Kick Option:

- N** No Toe Kick
- Y** Toe Kick (add **\$317.79** list)

- 2) Finish code (laminate or wood).
- 3) Laminate edge trim color (if laminate specified).
- 4) Trim color for painted pull (if specified).
- 5) Trim color for lock (if specified).

*Price per pull.



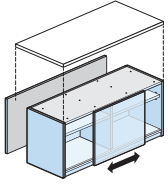
Storage Unit

1.5 or 2H Doors

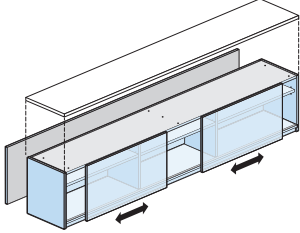
Height	Inner Back Depth	Finished Back Depth	Width	Number ① ② ③ ④	HPL A	B	Wood A	B
HPL — 1.5H								
28"(711mm)	18"(457mm)	18.75"(476mm)	30"(762mm)	X5HB-1830- S █ L █	\$ 1630.17	\$ 1788.20		
			36"(914mm)	X5HB-1836- S █ L █	1674.55	1832.58		
			42"(1067mm)	X5HB-1842- S █ L █	1718.93	1876.96		
23"(584mm)	23.75"(603mm)	30"(762mm)	X5HB-2330- S █ L █	\$ 1734.89	\$ 1892.92			
			36"(914mm)	X5HB-2336- S █ L █	1779.27	1937.30		
			42"(1067mm)	X5HB-2342- S █ L █	1823.65	1981.68		
HPL — 2H								
28"(711mm)	18"(457mm)	18.75"(476mm)	30"(762mm)	X5H2-1830- S █ L █	\$ 1975.66	\$ 2133.69		
			36"(914mm)	X5H2-1836- S █ L █	2085.71	2243.74		
			42"(1067mm)	X5H2-1842- S █ L █	2195.76	2353.79		
23"(584mm)	23.75"(603mm)	30"(762mm)	X5H2-2330- S █ L █	\$2080.38	\$2238.41			
			36"(914mm)	X5H2-2336- S █ L █	2190.43	2348.46		
			42"(1067mm)	X5H2-2342- S █ L █	2300.48	2458.51		
Wood — 1.5H								
28"(711mm)	18"(457mm)	18.75"(476mm)	30"(762mm)	X4HB-1830- S █ W █			\$2670.46	\$ 3017.63
			36"(914mm)	X4HB-1836- S █ W █			2723.40	3084.33
			42"(1067mm)	X4HB-1842- S █ W █			2767.78	3128.71
23"(584mm)	23.75"(603mm)	30"(762mm)	X4HB-2330- S █ W █			\$2798.76	\$ 3160.53	
			36"(914mm)	X4HB-2336- S █ W █			2851.70	3227.23
			42"(1067mm)	X4HB-2342- S █ W █			2896.08	3271.61
Wood — 2H								
28"(711mm)	18"(457mm)	18.75"(476mm)	30"(762mm)	X4H2-1830- S █ W █			\$ 3015.95	\$3363.12
			36"(914mm)	X4H2-1836- S █ W █			3134.56	3495.49
			42"(1067mm)	X4H2-1842- S █ W █			3244.61	3605.54
23"(584mm)	23.75"(603mm)	30"(762mm)	X4H2-2330- S █ W █			\$ 3144.25	\$3506.02	
			36"(914mm)	X4H2-2336- S █ W █			3262.86	3638.39
			42"(1067mm)	X4H2-2342- S █ W █			3372.91	3748.44

Storage Unit

1.5H Attached Sliding Door – 18” Depth



48"-72" widths
X6SB-1848
X4SB-1848



78"-108" widths
X6SB-1848
X4SB-1848
Class RA

Features

- Includes case with optional back panel, non-locking sliding door(s) and adjustable shelf.

Specification Tips

- May be used as a stand alone unit.
- May be used adjacent to applicable attached lower storage or modular components to design a credenza storage unit.
- Not for use with a Height Adjustable Convergent Worktop.
- May be used to support a Convergent Worktop - For use with 1.5H Storage (fixed height convergent worktop with stanchion).
- Requires a separately specified Credenza Top.
- The optional finished back panel is .75"(19mm) thick and will increase the overall depth of the attached storage unit.

To Order, Specify:

No Back

- 1) Product number.
- 2) Laminate surface color or wood finish for case and door.
- 3) Edge trim color (laminated only).

With Finished Back

- 1) Product number.
- 2) Laminate surface color or wood finish for case, back and door.
- 3) Edge trim color (laminated only).

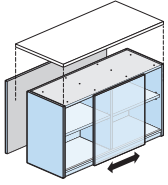
Storage Unit

1.5H Attached Sliding Door – 18” Depth

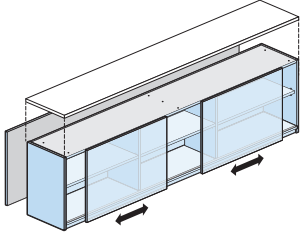
Depth	Width	Number	Number of Door(s) and Divider(s)	Shelf(s)	HPL A	B	Wood A	B
HPL Door — No back								
18”(457mm)	48”(1219mm)	X5SB-1848-NSNNL	1	2	\$ 2730.13	\$ 2736.14		
	54”(1372mm)	X5SB-1854-NSNNL	1	2	2879.76	2897.75		
	60”(1524mm)	X5SB-1860-NSNNL	1	2	3029.39	3059.36		
	66”(1676mm)	X5SB-1866-NSNNL	1	2	3179.02	3220.97		
	72”(1829mm)	X5SB-1872-NSNNL	1	2	3328.65	3382.58		
	78”(1981mm)	X5SB-1878-NSNNL	2	3	3478.28	3544.19		
	84”(2134mm)	X5SB-1884-NSNNL	2	3	3627.91	3705.80		
	90”(2286mm)	X5SB-1890-NSNNL	2	3	3777.54	3867.41		
	96”(2438mm)	X5SB-1896-NSNNL	2	3	3927.17	4029.02		
	102”(2591mm)	X5SB-18A2-NSNNL	2	3	4076.80	4190.63		
	108”(2743mm)	X5SB-18A8-NSNNL	2	3	4226.43	4352.24		
Wood Door — No back								
18”(457mm)	48”(1219mm)	X4SB-1848-NSNNW	1	2			\$ 3594.20	\$ 4623.57
	54”(1372mm)	X4SB-1854-NSNNW	1	2			3855.70	4900.79
	60”(1524mm)	X4SB-1860-NSNNW	1	2			4117.20	5178.01
	66”(1676mm)	X4SB-1866-NSNNW	1	2			4378.70	5455.23
	72”(1829mm)	X4SB-1872-NSNNW	1	2			4640.20	5732.45
	78”(1981mm)	X4SB-1878-NSNNW	2	3			4901.70	6009.67
	84”(2134mm)	X4SB-1884-NSNNW	2	3			5163.20	6286.89
	90”(2286mm)	X4SB-1890-NSNNW	2	3			5424.70	6564.11
	96”(2438mm)	X4SB-1896-NSNNW	2	3			5686.20	6841.33
	102”(2591mm)	X4SB-18A2-NSNNW	2	3			5947.70	7118.55
	108”(2743mm)	X4SB-18A8-NSNNW	2	3			6209.20	7395.77
HPL Door — With Finished Back								
18”(457mm)	48”(1219mm)	X5SB-1848-NSLNL	1	2	\$ 3138.43	\$ 3144.44		
	54”(1372mm)	X5SB-1854-NSLNL	1	2	3288.06	3306.05		
	60”(1524mm)	X5SB-1860-NSLNL	1	2	3437.69	3467.66		
	66”(1676mm)	X5SB-1866-NSLNL	1	2	3587.32	3629.27		
	72”(1829mm)	X5SB-1872-NSLNL	1	2	3736.95	3790.88		
	78”(1981mm)	X5SB-1878-NSLNL	2	3	3886.58	3952.49		
	84”(2134mm)	X5SB-1884-NSLNL	2	3	4036.21	4114.10		
	90”(2286mm)	X5SB-1890-NSLNL	2	3	4185.84	4275.71		
	96”(2438mm)	X5SB-1896-NSLNL	2	3	4335.47	4437.32		
	102”(2591mm)	X5SB-18A2-NSLNL	2	3	4485.10	4598.93		
	108”(2743mm)	X5SB-18A8-NSLNL	2	3	4634.73	4760.54		
Wood Door — With Finished back								
18”(457mm)	48”(1219mm)	X4SB-1848-NSWNNW	1	2			\$ 4273.15	\$ 5302.52
	54”(1372mm)	X4SB-1854-NSWNNW	1	2			4534.65	5579.74
	60”(1524mm)	X4SB-1860-NSWNNW	1	2			4796.15	5856.96
	66”(1676mm)	X4SB-1866-NSWNNW	1	2			5057.65	6134.18
	72”(1829mm)	X4SB-1872-NSWNNW	1	2			5319.15	6411.40
	78”(1981mm)	X4SB-1878-NSWNNW	2	3			5580.65	6688.62
	84”(2134mm)	X4SB-1884-NSWNNW	2	3			5842.15	6965.84
	90”(2286mm)	X4SB-1890-NSWNNW	2	3			6103.65	7243.06
	96”(2438mm)	X4SB-1896-NSWNNW	2	3			6365.15	7520.28
	102”(2591mm)	X4SB-18A2-NSWNNW	2	3			6626.65	7797.50
	108”(2743mm)	X4SB-18A8-NSWNNW	2	3			6888.15	8074.72

Storage Unit

2H Attached Sliding Door – 18” Depth



48"-72" widths
X6SA-1848
X4SA-1848



78"-108" widths
X6SA-1848
X4SA-1848
Class RA

Features

- Includes case with optional back panel, non-locking sliding door(s) and adjustable shelf.

Specification Tips

- May be used as a stand alone unit.
- May be used adjacent to applicable attached lower storage or modular components to design a credenza storage unit.
- Not for use with a Convergent Worktop.
- Requires a separately specified Credenza Top.
- The optional finished back panel is .75"(19mm) thick and will increase the overall depth of the attached storage unit.

To Order, Specify:

No Back

- 1) Product number.
- 2) Laminate surface color or wood finish for case and door.
- 3) Edge trim color (laminated only).

With Finished Back

- 1) Product number.
- 2) Laminate surface color or wood finish for case, back and door.
- 3) Edge trim color (laminated only).

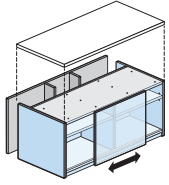
Storage Unit

2H Attached Sliding Door – 18” Depth

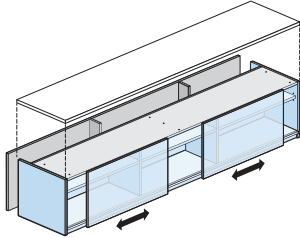
Depth	Width	Number	Number of Door(s) and Divider(s)	Shelf(s)	HPL A	B	Wood A	B
HPL Door — No back								
18”(457mm)	48”(1219mm)	X5SA-1848-NSNNL	1	2	\$2809.50	\$ 2816.03		
	54”(1372mm)	X5SA-1854-NSNNL	1	2	2971.85	2991.37		
	60”(1524mm)	X5SA-1860-NSNNL	1	2	3134.20	3166.71		
	66”(1676mm)	X5SA-1866-NSNNL	1	2	3296.55	3342.05		
	72”(1829mm)	X5SA-1872-NSNNL	1	2	3458.90	3517.39		
	78”(1981mm)	X5SA-1878-NSNNL	2	3	3621.25	3692.73		
	84”(2134mm)	X5SA-1884-NSNNL	2	3	3783.60	3868.07		
	90”(2286mm)	X5SA-1890-NSNNL	2	3	3945.95	4043.41		
	96”(2438mm)	X5SA-1896-NSNNL	2	3	4108.30	4218.75		
	102”(2591mm)	X5SA-18A2-NSNNL	2	3	4270.65	4394.09		
	108”(2743mm)	X5SA-18A8-NSNNL	2	3	4433.00	4569.43		
Wood Door — No back								
18”(457mm)	48”(1219mm)	X4SA-1848-NSNNW	1	2			\$ 3758.36	\$4830.85
	54”(1372mm)	X4SA-1854-NSNNW	1	2			4042.09	5131.62
	60”(1524mm)	X4SA-1860-NSNNW	1	2			4325.82	5432.39
	66”(1676mm)	X4SA-1866-NSNNW	1	2			4609.55	5733.16
	72”(1829mm)	X4SA-1872-NSNNW	1	2			4893.28	6033.93
	78”(1981mm)	X4SA-1878-NSNNW	2	3			5177.01	6334.70
	84”(2134mm)	X4SA-1884-NSNNW	2	3			5460.74	6635.47
	90”(2286mm)	X4SA-1890-NSNNW	2	3			5744.47	6936.24
	96”(2438mm)	X4SA-1896-NSNNW	2	3			6028.20	7237.01
	102”(2591mm)	X4SA-18A2-NSNNW	2	3			6311.93	7537.78
	108”(2743mm)	X4SA-18A8-NSNNW	2	3			6595.66	7838.55
HPL Door — With Finished Back								
18”(457mm)	48”(1219mm)	X5SA-1848-NSLNL	1	2	\$ 3252.50	\$ 3259.03		
	54”(1372mm)	X5SA-1854-NSLNL	1	2	3414.85	3434.37		
	60”(1524mm)	X5SA-1860-NSLNL	1	2	3577.20	3609.71		
	66”(1676mm)	X5SA-1866-NSLNL	1	2	3739.55	3785.05		
	72”(1829mm)	X5SA-1872-NSLNL	1	2	3901.90	3960.39		
	78”(1981mm)	X5SA-1878-NSLNL	2	3	4064.25	4135.73		
	84”(2134mm)	X5SA-1884-NSLNL	2	3	4226.60	4311.07		
	90”(2286mm)	X5SA-1890-NSLNL	2	3	4388.95	4486.41		
	96”(2438mm)	X5SA-1896-NSLNL	2	3	4551.30	4661.75		
	102”(2591mm)	X5SA-18A2-NSLNL	2	3	4713.65	4837.09		
	108”(2743mm)	X5SA-18A8-NSLNL	2	3	4876.00	5012.43		
Wood Door — With Finished back								
18”(457mm)	48”(1219mm)	X4SA-1848-NSWNNW	1	2			\$ 4510.15	\$5582.64
	54”(1372mm)	X4SA-1854-NSWNNW	1	2			4793.88	5883.41
	60”(1524mm)	X4SA-1860-NSWNNW	1	2			5077.61	6184.18
	66”(1676mm)	X4SA-1866-NSWNNW	1	2			5361.34	6484.95
	72”(1829mm)	X4SA-1872-NSWNNW	1	2			5645.07	6785.72
	78”(1981mm)	X4SA-1878-NSWNNW	2	3			5928.80	7086.49
	84”(2134mm)	X4SA-1884-NSWNNW	2	3			6212.53	7387.26
	90”(2286mm)	X4SA-1890-NSWNNW	2	3			6496.26	7688.03
	96”(2438mm)	X4SA-1896-NSWNNW	2	3			6779.99	7988.80
	102”(2591mm)	X4SA-18A2-NSWNNW	2	3			7063.72	8289.57
	108”(2743mm)	X4SA-18A8-NSWNNW	2	3			7347.45	8590.34

Storage Unit

1.5H Attached Sliding Door – 23” Depth



48”-72” widths



78”-108” widths
X5CB-2348
X4CB-2348
Class RA

Feature

- Includes case with optional finished back panel, non-locking sliding door, 5”(127mm)D full height wire way and adjustable shelf.

Specification Tips

- May be used as a stand alone unit or may be used adjacent to 1.5H attached lower storage units.
- Back of storage unit has a 5”(127mm)D full height open wireway intended to conceal a height adjustable T-Leg included with a Height Adjustable Convergent Worktop.
- May be used to support a Convergent Worktop - For use with 1.5H Storage (fixed height convergent worktop with stanchion).
- Requires a separately specified Credenza Top.
- The optional finished back panel is 0.75”(19mm) thick and will increase the overall depth of the attached storage unit.
- Extended Side Panel is used to close the gap between the wall and the unit when a back panel is not specified.

To Order, Specify:

No Back

- 1) Product number.
- 2) Laminate surface color or wood finish for case and door.
- 3) Edge trim color (laminate only).

With Finished Back

- 1) Product number.
- 2) Laminate surface color or wood finish for case, back and door.
- 3) Edge trim color (laminate only).

Depth	Width	Number	Number of Door(s) and Divider(s)	Shelf(s)	HPL A	B	Wood A	B
HPL Door — No back								
23”(584mm)	48”(1219mm)	X5CB-2348-NSNNL	1	2	\$ 2874.58	\$ 2892.14		
	54”(1372mm)	X5CB-2354-NSNNL	1	2	3024.21	3053.75		
	60”(1524mm)	X5CB-2360-NSNNL	1	2	3173.84	3215.36		
	66”(1676mm)	X5CB-2366-NSNNL	1	2	3323.47	3376.97		
	72”(1829mm)	X5CB-2372-NSNNL	1	2	3473.10	3538.58		
	78”(1981mm)	X5CB-2378-NSNNL	2	3	3622.73	3700.19		
	84”(2134mm)	X5CB-2384-NSNNL	2	3	3772.36	3861.80		
	90”(2286mm)	X5CB-2390-NSNNL	2	3	3921.99	4023.41		
	96”(2438mm)	X5CB-2396-NSNNL	2	3	4071.62	4185.02		
	102”(2591mm)	X5CB-23A2-NSNNL	2	3	4221.25	4346.63		
	108”(2743mm)	X5CB-23A8-NSNNL	2	3	4370.88	4508.24		
Wood Door — No back								
23”(584mm)	48”(1219mm)	X4CB-2348-NSNNW	1	2			\$ 4189.10	\$ 5254.12
	54”(1372mm)	X4CB-2354-NSNNW	1	2			4450.60	5531.34
	60”(1524mm)	X4CB-2360-NSNNW	1	2			4712.10	5808.56
	66”(1676mm)	X4CB-2366-NSNNW	1	2			4973.60	6085.78
	72”(1829mm)	X4CB-2372-NSNNW	1	2			5235.10	6363.00
	78”(1981mm)	X4CB-2378-NSNNW	2	3			5496.60	6640.22
	84”(2134mm)	X4CB-2384-NSNNW	2	3			5758.10	6917.44
	90”(2286mm)	X4CB-2390-NSNNW	2	3			6019.60	7194.66
	96”(2438mm)	X4CB-2396-NSNNW	2	3			6281.10	7471.88
	102”(2591mm)	X4CB-23A2-NSNNW	2	3			6542.60	7749.10
	108”(2743mm)	X4CB-23A8-NSNNW	2	3			6804.10	8026.32

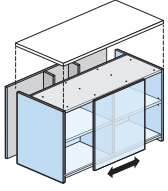
Storage Unit

1.5H Attached Sliding Door – 23” Depth

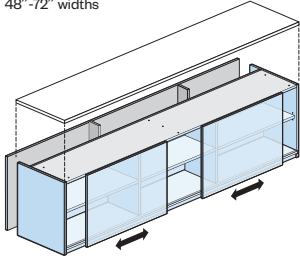
Depth	Width	Number	Number of Door(s) and Divider(s)	Shelf(s)	HPL A	B	Wood A	B
HPL Door — Extended Side Panels								
23”(584mm)	48”(1219mm)	X5CB-2348-NSENL	1	2	\$ 2874.58	\$2892.14		
	54”(1372mm)	X5CB-2354-NSENL	1	2	3024.21	3053.75		
	60”(1524mm)	X5CB-2360-NSENL	1	2	3173.84	3215.36		
	66”(1676mm)	X5CB-2366-NSENL	1	2	3323.47	3376.97		
	72”(1829mm)	X5CB-2372-NSENL	1	2	3473.10	3538.58		
	78”(1981mm)	X5CB-2378-NSENL	2	3	3622.73	3700.19		
	84”(2134mm)	X5CB-2384-NSENL	2	3	3772.36	3861.80		
	90”(2286mm)	X5CB-2390-NSENL	2	3	3921.99	4023.41		
	96”(2438mm)	X5CB-2396-NSENL	2	3	4071.62	4185.02		
	102”(2591mm)	X5CB-23A2-NSENL	2	3	4221.25	4346.63		
	108”(2743mm)	X5CB-23A8-NSENL	2	3	4370.88	4508.24		
HPL Door — With Finished Back								
23”(584mm)	48”(1219mm)	X5CB-2348-NSLNL	1	2	\$3282.88	\$3300.44		
	54”(1372mm)	X5CB-2354-NSLNL	1	2	3432.51	3462.05		
	60”(1524mm)	X5CB-2360-NSLNL	1	2	3582.14	3623.66		
	66”(1676mm)	X5CB-2366-NSLNL	1	2	3731.77	3785.27		
	72”(1829mm)	X5CB-2372-NSLNL	1	2	3881.40	3946.88		
	78”(1981mm)	X5CB-2378-NSLNL	2	3	4031.03	4108.49		
	84”(2134mm)	X5CB-2384-NSLNL	2	3	4180.66	4270.10		
	90”(2286mm)	X5CB-2390-NSLNL	2	3	4330.29	4431.71		
	96”(2438mm)	X5CB-2396-NSLNL	2	3	4479.92	4593.32		
	102”(2591mm)	X5CB-23A2-NSLNL	2	3	4629.55	4754.93		
	108”(2743mm)	X5CB-23A8-NSLNL	2	3	4779.18	4916.54		
Wood Door — With Finished back								
23”(584mm)	48”(1219mm)	X4CB-2348-NSWNW	1	2			\$4868.05	\$5933.07
	54”(1372mm)	X4CB-2354-NSWNW	1	2			5129.55	6210.29
	60”(1524mm)	X4CB-2360-NSWNW	1	2			5391.05	6487.51
	66”(1676mm)	X4CB-2366-NSWNW	1	2			5652.55	6764.73
	72”(1829mm)	X4CB-2372-NSWNW	1	2			5914.05	7041.95
	78”(1981mm)	X4CB-2378-NSWNW	2	3			6175.55	7319.17
	84”(2134mm)	X4CB-2384-NSWNW	2	3			6437.05	7596.39
	90”(2286mm)	X4CB-2390-NSWNW	2	3			6698.55	7873.61
	96”(2438mm)	X4CB-2396-NSWNW	2	3			6960.05	8150.83
	102”(2591mm)	X4CB-23A2-NSWNW	2	3			7221.55	8428.05
	108”(2743mm)	X4CB-23A8-NSWNW	2	3			7483.05	8705.27
Wood Door — Extended Side Panels								
23”(584mm)	48”(1219mm)	X4CB-2348-NSENW	1	2			\$ 4189.10	\$5254.12
	54”(1372mm)	X4CB-2354-NSENW	1	2			4450.60	5531.34
	60”(1524mm)	X4CB-2360-NSENW	1	2			4712.10	5808.56
	66”(1676mm)	X4CB-2366-NSENW	1	2			4973.60	6085.78
	72”(1829mm)	X4CB-2372-NSENW	1	2			5235.10	6363.00
	78”(1981mm)	X4CB-2378-NSENW	2	3			5496.60	6640.22
	84”(2134mm)	X4CB-2384-NSENW	2	3			5758.10	6917.44
	90”(2286mm)	X4CB-2390-NSENW	2	3			6019.60	7194.66
	96”(2438mm)	X4CB-2396-NSENW	2	3			6281.10	7471.88
	102”(2591mm)	X4CB-23A2-NSENW	2	3			6542.60	7749.10
	108”(2743mm)	X4CB-23A8-NSENW	2	3			6804.10	8026.32

Storage Unit

2H Attached Sliding Door – 23” Depth



48”-72” widths



78”-108” widths
 X5CA-2348
 X4CA-2348
 Class RA

Features

- Includes case with optional finished back panel, non-locking sliding door, 5”(127mm)D full height wire way and adjustable shelf.

Specification Tips

- May be used as a stand alone unit.
- May be used adjacent to applicable attached lower storage or modular components to design a credenza storage unit.
- Not for use with a Convergent Worktop.
- Requires a separately specified Credenza Top
- The optional finished back panel is .75”(19mm) thick and will increase the overall depth of the attached storage unit.

To Order, Specify:

No Back

- 1) Product number.
- 2) Laminate surface color or wood finish for case and door.
- 3) Edge trim color (laminated only).

With Finished Back

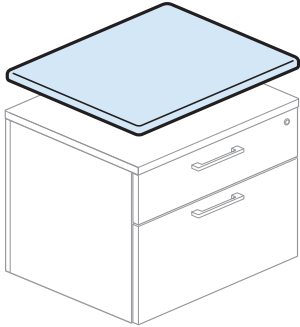
- 1) Product number.
- 2) Laminate surface color or wood finish for case, back and door.
- 3) Edge trim color (laminated only).

Storage Unit

2H Attached Sliding Door – 23” Depth

Depth	Width	Number	Number of Door(s) and Divider(s)	Shelf(s)	HPL A	B	Wood A	B
HPL Door — No back								
23”(584mm)	48”(1219mm)	X5CA-2348-NSNNL	1	2	\$ 3077.00	\$ 3105.03		
	54”(1372mm)	X5CA-2354-NSNNL	1	2	3239.35	3280.37		
	60”(1524mm)	X5CA-2360-NSNNL	1	2	3401.70	3455.71		
	66”(1676mm)	X5CA-2366-NSNNL	1	2	3564.05	3631.05		
	72”(1829mm)	X5CA-2372-NSNNL	1	2	3726.40	3806.39		
	78”(1981mm)	X5CA-2378-NSNNL	2	3	3888.75	3981.73		
	84”(2134mm)	X5CA-2384-NSNNL	2	3	4051.10	4157.07		
	90”(2286mm)	X5CA-2390-NSNNL	2	3	4213.45	4332.41		
	96”(2438mm)	X5CA-2396-NSNNL	2	3	4375.80	4507.75		
	102”(2591mm)	X5CA-23A2-NSNNL	2	3	4538.15	4683.09		
	108”(2743mm)	X5CA-23A8-NSNNL	2	3	4700.50	4858.43		
Wood Door — No back								
23”(584mm)	48”(1219mm)	X4CA-2348-NSNNW	1	2			\$ 4519.86	\$ 5638.00
	54”(1372mm)	X4CA-2354-NSNNW	1	2			4803.59	5938.77
	60”(1524mm)	X4CA-2360-NSNNW	1	2			5087.32	6239.54
	66”(1676mm)	X4CA-2366-NSNNW	1	2			5371.05	6540.31
	72”(1829mm)	X4CA-2372-NSNNW	1	2			5654.78	6841.08
	78”(1981mm)	X4CA-2378-NSNNW	2	3			5938.51	7141.85
	84”(2134mm)	X4CA-2384-NSNNW	2	3			6222.24	7442.62
	90”(2286mm)	X4CA-2390-NSNNW	2	3			6505.97	7743.39
	96”(2438mm)	X4CA-2396-NSNNW	2	3			6789.70	8044.16
	102”(2591mm)	X4CA-23A2-NSNNW	2	3			7073.43	8344.93
	108”(2743mm)	X4CA-23A8-NSNNW	2	3			7357.16	8645.70
HPL Door — With Finished Back								
23”(584mm)	48”(1219mm)	X5CA-2348-NSLNL	1	2	\$ 3520.00	\$ 3548.03		
	54”(1372mm)	X5CA-2354-NSLNL	1	2	3682.35	3723.37		
	60”(1524mm)	X5CA-2360-NSLNL	1	2	3844.70	3898.71		
	66”(1676mm)	X5CA-2366-NSLNL	1	2	4007.05	4074.05		
	72”(1829mm)	X5CA-2372-NSLNL	1	2	4169.40	4249.39		
	78”(1981mm)	X5CA-2378-NSLNL	2	3	4331.75	4424.73		
	84”(2134mm)	X5CA-2384-NSLNL	2	3	4494.10	4600.07		
	90”(2286mm)	X5CA-2390-NSLNL	2	3	4656.45	4775.41		
	96”(2438mm)	X5CA-2396-NSLNL	2	3	4818.80	4950.75		
	102”(2591mm)	X5CA-23A2-NSLNL	2	3	4981.15	5126.09		
	108”(2743mm)	X5CA-23A8-NSLNL	2	3	5143.50	5301.43		
Wood Door — With Finished back								
23”(584mm)	48”(1219mm)	X4CA-2348-NSWNN	1	2			\$ 5271.65	\$ 6389.79
	54”(1372mm)	X4CA-2354-NSWNN	1	2			5555.38	6690.56
	60”(1524mm)	X4CA-2360-NSWNN	1	2			5839.11	6991.33
	66”(1676mm)	X4CA-2366-NSWNN	1	2			6122.84	7292.10
	72”(1829mm)	X4CA-2372-NSWNN	1	2			6406.57	7592.87
	78”(1981mm)	X4CA-2378-NSWNN	2	3			6690.30	7893.64
	84”(2134mm)	X4CA-2384-NSWNN	2	3			6974.03	8194.41
	90”(2286mm)	X4CA-2390-NSWNN	2	3			7257.76	8495.18
	96”(2438mm)	X4CA-2396-NSWNN	2	3			7541.49	8795.95
	102”(2591mm)	X4CA-23A2-NSWNN	2	3			7825.22	9096.72
	108”(2743mm)	X4CA-23A8-NSWNN	2	3			8108.95	9397.49

Pedestal Storage Cushion



Feature

- Includes one cushion with removable attachment.

Specification Tips

- Lower Storage Cushion must be used with a separately specified Credenza Top.
- Lower Storage Cushion may be used with lower storage units with no back or finished back option.
- Mobile Pedestal includes a finished top; pedestal cushion is used directly on pedestal top.
- Not for use with X or V Series lower storage.
- Cushion is full depth; plan accordingly when used between upper and lower storage with a tackboard.

To Order, Specify:

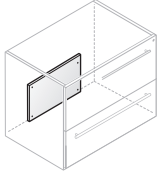
- 1) Product number.
- 2) Fabric finish.

XZSC-2116-FA
Class RA

For Use With	Actual Height	Nominal Depth	Actual Width	Number	Fabric				
					A	B	C	D	E
Mobile Pedestal	1.25"(32mm)	21"(533mm)	15.5"(394mm)	XZSC-2116-FA	\$423.55	\$459.56	\$464.86	\$470.50	\$476.14
1.5H or 2H Lower Storage		19"(483mm)	30"(762mm)	XZSC-1930-FA	517.15	564.86	581.86	610.90	630.58
			36"(914mm)	XZSC-1936-FA	562.75	616.16	638.86	679.30	705.82
			42"(1067mm)	XZSC-1942-FA	608.35	667.46	695.86	747.70	781.06
1.5H or 2H Lower Storage	1.25"(32mm)	24"(610mm)	30"(762mm)	XZSC-2430-FA	\$ 577.15	\$632.36	\$656.86	\$700.90	\$729.58
			36"(914mm)	XZSC-2436-FA	634.75	697.16	728.86	787.30	824.62
			42"(1067mm)	XZSC-2442-FA	692.35	761.96	800.86	873.70	919.66

Accessories

Counterweight



UXWA
Class RA

Features

- Includes counterweight and attachment hardware.
- Standard in painted black steel only

Specification Tips

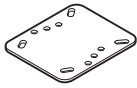
- Required for use with 1H, 1.5H and 2H attached lateral file with finished back and credenza top in a free-standing application.
- Not required for 4H, 5H or 6H freestanding lateral file cabinets.

To Order, Specify:

- 1) Product number.
(No finish specification required.)

Height	Width	Number	Price
18.75"(476mm)	14"(356mm)	UXWA-1914	\$88.75

Flush Mount Plate



ZUBF-0000-PN
Class CA

Features


- Includes one bracket and mounting screws.
- Mounts straight end of convergent worksurfaces or conference end worksurfaces to panel-hung worksurfaces.
- Standard in charcoal finish color only.
- Provides attachment of two worksurfaces at the same height.

To Order, Specify:

- 1) Product number.
(No finish specification required.)

Depth	Width	Number	Price
3"(76mm)	4"(102mm)	ZUBF-0000-PN	\$41.23

Tetra Bracket



W111-5298
Open Market Item

Features

- Includes bracket and hardware.
- Standard in black steel only.
- Used to connect end panel to work surface.

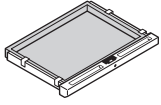
To Order, Specify:

- 1) Product number.
(No finish specification required.)

Height	Depth	Width	Number	Price
3.25"(83mm)	3.75"(95mm)	6.5"(165mm)	W111-5298	\$51.23

Accessories

Center Drawer



UXCD
Class RA

Features

- Center drawer includes attachment hardware.
- Hardwood front rail with routed pencil channels.
- Drawer body is black miterfold.
- Optional lock available in black or chrome.
- For lock options, refer to Lock Program section of the Accessories Price List.
- Field installation required.

Specification Tips

- For use under worksurface of single pedestal desk, double pedestal desk, convergent D-top, convergent P-top, desk shell, credenza shell and credenzas with pedestals.
- Not for use with 24"(610mm)D Credenza Tops with a hinged modesty.

To Order, Specify:

1) Product number, including:

1 Lock Option:

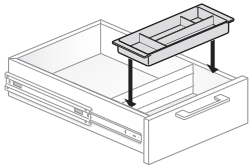
- N No Lock
- L Lock (add **\$93.06** list)

2) Wood finish - Grade B Veneers only available.

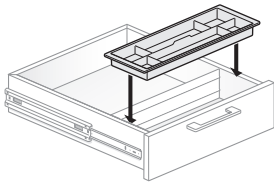
3) Trim color for lock plug.

Height	Depth	Width	Number ①	Price
1.875"(48mm)	17.5"(445mm)	24"(610mm)	UXCD-1824- <input type="checkbox"/>	\$721.75

Pencil Tray



JPTA-6



JPTA-9
Class FP

Features

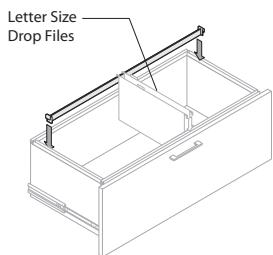
- Includes one black tray.
- Suspends from sides of 6"(152mm) drawer and slides for drawer access.

To Order, Specify:

1) Product number.
(No finish specification required.)

Height	Depth	Width	Number	Price
Letter Width				
1.25"(32mm)	5.5"(140mm)	12.875"(327mm)	JPTA-6	\$59.70
Legal Width				
1.25"(32mm)	5.5"(140mm)	16.28125"(414mm)	JPTA-9	\$55.01

File Bars



UXAH
Class YA

Features

- Includes one side-to-side hanging bar.
- Allows for side-to-side letter filing in lateral file drawer.
- Standard in black finish color only.

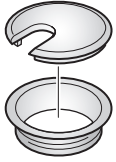
To Order, Specify:

1) Product number.
(No finish specification required.)

Width	Number	Price
30"(762mm)	UXAH-0030	\$83.53
36"(914mm)	UXAH-0036	83.53
42"(1067mm)	UXAH-0042	83.53

Accessories

Grommet



UXAG-0002
Class RA

Features

- Includes one cover.
- Must be field-installed; requires 1.75"(44mm) field drilled hole.

Specification Tips

- Available in black or satin chrome only.

To Order, Specify:

- 1) Product number.
- 2) Trim color: black or chrome.

Note: \$49.71 upcharge (list) for chrome.

Height	Inside Diameter	Outside Diameter	Number	Price
.625"(16mm)	1.75"(44mm)	2"(51mm)	UXAG-0002	\$53.24

Column Base



XZEC-NGB
Class RA

Features

- Includes 4"(102mm) diameter column, 6"(152mm) diameter mounting plate, glide and attachment hardware.
- Allows for 3"(76mm) adjustment.

Specification Tips

- For use to provide support to separately specified modular worksurfaces; recommended for use with extended corner and radius ender worksurfaces.

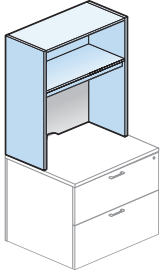
To Order, Specify:

- 1) Product number.
- 2) Trim color for Painted Column Base.

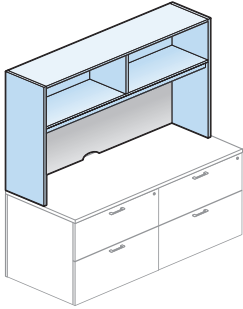
Description	Height	Diameter	Number	Price
Painted	28"(711mm)	4"(102mm)	XZEC-2804-NGB	\$351.47

Vertical Storage Unit

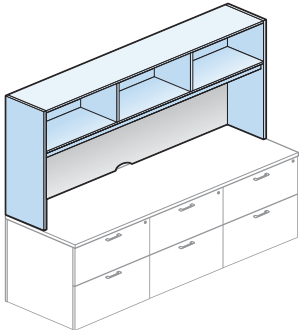
1H Open



30" and 36" widths



42"-72" widths



78"-96" widths

X4UL-NN
X4UD-NN
X6UL-NN
X6UD-NN
Class RA

Features

- Includes 2"(51mm) integrated light valance, vertical supports and attachment material. 23.375"(594mm) clearance between top of worksurface and bottom of light valance.
- Standard unfinished two-piece back.
- The underside of the cabinet and front of lower section:
 - High-Pressure Laminate - the underside of the cabinet and front of lower section is finished.
 - Wood - the underside of the cabinet is finished, the lower section is finished with backer sealer (black).
- Unfinished clearcoat wireway scallop in bottom center of back panel.
- Shipped assembled.

Specification Tips

- Not for use on a freestanding or standalone desk.
- Designed to stack on equal width credenza, 2H storage cabinet or 2H lateral file. Refer to Stack-on Application Rules in Specification Guide.
- Accommodates separately specified tackboards and lighting accessories. Tackboard will block the ability to drop cords down or bring power to the surface. Use field installed grommets for power access.
- Aligns with 5H storage units.
- Wood units are not designed for applications where the back of unit is visible.

To Order, Specify:

- 1) Product number.
- 2) Finish code (laminate or wood).
- 3) Laminate edge trim color (if laminate specified).

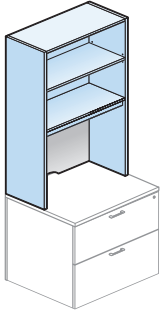
Vertical Storage Unit

1H Open

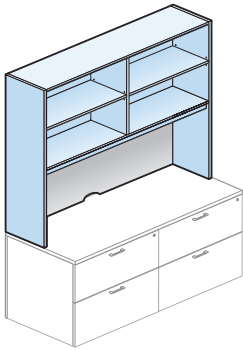
Nominal Height	Actual Height	Depth	Width	Number	HPL			
					A	B		
HPL — Letter Depth								
40"(1016mm)	39.875"(1013mm)	14"(356mm)	30"(762mm)	X5UL-4030-NSNN	\$ 1706.79	\$ 1773.72		
		14"(356mm)	36"(914mm)	X5UL-4036-NSNN	1832.29	1909.25		
		14"(356mm)	42"(1067mm)	X5UL-4042-NSNN	1976.20	2063.19		
		14"(356mm)	48"(1219mm)	X5UL-4048-NSNN	2101.70	2198.72		
		14"(356mm)	54"(1372mm)	X5UL-4054-NSNN	2227.20	2334.25		
		14"(356mm)	60"(1524mm)	X5UL-4060-NSNN	2352.70	2469.78		
		14"(356mm)	66"(1676mm)	X5UL-4066-NSNN	2478.20	2605.31		
		14"(356mm)	72"(1829mm)	X5UL-4072-NSNN	2603.70	2740.84		
		14"(356mm)	78"(1981mm)	X5UL-4078-NSNN	2747.61	2894.78		
		14"(356mm)	84"(2134mm)	X5UL-4084-NSNN	2873.11	3030.31		
		14"(356mm)	90"(2286mm)	X5UL-4090-NSNN	2998.61	3165.84		
		14"(356mm)	96"(2438mm)	X5UL-4096-NSNN	3124.11	3301.37		
		HPL — Legal Depth						
		40"(1016mm)	39.875"(1013mm)	16.5"(419mm)	30"(762mm)	X5UD-4030-NSNN	\$ 1874.12	\$ 1954.42
16.5"(419mm)	36"(914mm)			X5UD-4036-NSNN	1999.62	2089.95		
16.5"(419mm)	42"(1067mm)			X5UD-4042-NSNN	2143.53	2243.89		
16.5"(419mm)	48"(1219mm)			X5UD-4048-NSNN	2269.03	2379.42		
16.5"(419mm)	54"(1372mm)			X5UD-4054-NSNN	2394.53	2514.95		
16.5"(419mm)	60"(1524mm)			X5UD-4060-NSNN	2520.03	2650.48		
16.5"(419mm)	66"(1676mm)			X5UD-4066-NSNN	2645.53	2786.01		
16.5"(419mm)	72"(1829mm)			X5UD-4072-NSNN	2771.03	2921.54		
16.5"(419mm)	78"(1981mm)			X5UD-4078-NSNN	2914.94	3075.48		
16.5"(419mm)	84"(2134mm)			X5UD-4084-NSNN	3040.44	3211.01		
16.5"(419mm)	90"(2286mm)			X5UD-4090-NSNN	3165.94	3346.54		
16.5"(419mm)	96"(2438mm)			X5UD-4096-NSNN	3291.44	3482.07		
Wood — Letter Depth								
40"(1016mm)	39.875"(1013mm)			14"(356mm)	30"(762mm)	X4UL-4030-NSNN	\$ 2376.14	\$ 2523.39
		14"(356mm)	36"(914mm)	X4UL-4036-NSNN	2568.58	2731.39		
		14"(356mm)	42"(1067mm)	X4UL-4042-NSNN	2779.43	2957.80		
		14"(356mm)	48"(1219mm)	X4UL-4048-NSNN	2971.87	3165.80		
		14"(356mm)	54"(1372mm)	X4UL-4054-NSNN	3164.31	3373.80		
		14"(356mm)	60"(1524mm)	X4UL-4060-NSNN	3356.75	3581.80		
		14"(356mm)	66"(1676mm)	X4UL-4066-NSNN	3549.19	3789.80		
		14"(356mm)	72"(1829mm)	X4UL-4072-NSNN	3741.63	3997.80		
		14"(356mm)	78"(1981mm)	X4UL-4078-NSNN	3952.48	4224.21		
		14"(356mm)	84"(2134mm)	X4UL-4084-NSNN	4144.92	4432.21		
		14"(356mm)	90"(2286mm)	X4UL-4090-NSNN	4337.36	4640.21		
		14"(356mm)	96"(2438mm)	X4UL-4096-NSNN	4529.80	4848.21		
		Wood — Legal Depth						
		40"(1016mm)	39.875"(1013mm)	16.5"(419mm)	30"(762mm)	X4UD-4030-NSNN	\$2602.05	\$ 2771.85
16.5"(419mm)	36"(914mm)			X4UD-4036-NSNN	2794.49	2979.85		
16.5"(419mm)	42"(1067mm)			X4UD-4042-NSNN	3005.34	3206.26		
16.5"(419mm)	48"(1219mm)			X4UD-4048-NSNN	3197.78	3414.26		
16.5"(419mm)	54"(1372mm)			X4UD-4054-NSNN	3390.22	3622.26		
16.5"(419mm)	60"(1524mm)			X4UD-4060-NSNN	3582.66	3830.26		
16.5"(419mm)	66"(1676mm)			X4UD-4066-NSNN	3775.10	4038.26		
16.5"(419mm)	72"(1829mm)			X4UD-4072-NSNN	3967.54	4246.26		
16.5"(419mm)	78"(1981mm)			X4UD-4078-NSNN	4178.39	4472.67		
16.5"(419mm)	84"(2134mm)			X4UD-4084-NSNN	4370.83	4680.67		
16.5"(419mm)	90"(2286mm)			X4UD-4090-NSNN	4563.27	4888.67		
16.5"(419mm)	96"(2438mm)			X4UD-4096-NSNN	4755.71	5096.67		

Vertical Storage Unit

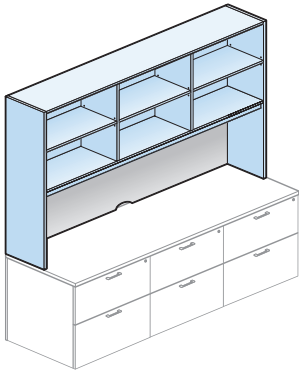
2H Open



30" and 36" widths



42"-72" widths



78"-96" widths
 X4UL-NN
 X4UD-NN
 X5UL-NN
 X5UD-NN
 Class RA

Features

- Includes storage cabinet(s) with 2" (51mm) integrated light valance, one adjustable shelf, vertical supports and attachment material.
- 23.375" (594mm) clearance between top of worksurface and bottom of light valance.
- Standard unfinished two-piece back.
- The underside of the cabinet and front of lower section:
 - High-Pressure Laminate - the underside of the cabinet and front of lower section is finished.
 - Wood - the underside of the cabinet is finished, the lower section is unfinished.
- One interior .75" (19mm) wood shelf with ±1.25" (32mm) adjustment range.
- Unfinished clearcoat wireway scallop in bottom center of back panel.
- Shipped assembled.

Specification Tips

- Not for use on a freestanding or standalone desk.
- Designed to stack on equal width credenza, 2H storage cabinet or 2H lateral file. Refer to Stack-on Application Rules in Specification Guide.
- Accommodates separately specified tackboards and lighting accessories. Tackboard will block the ability to drop cords down or bring power to the surface. Use field installed grommets for power access.
- Aligns with 6H storage units.
- Wood units are not designed for applications where the back of unit is visible.

To Order, Specify:

- 1) Product number.
- 2) Finish code (laminate or wood).
- 3) Laminate edge trim color (if laminate specified).

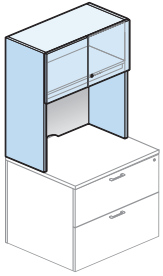
Vertical Storage Unit

2H Open

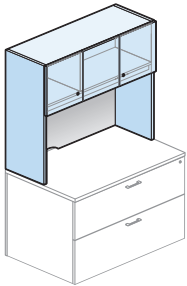
Normal Height	Actual Height	Depth	Width	Number	HPL			
					A	B		
HPL — Letter Depth								
52"(1321mm)	52.5"(1334mm)	14"(356mm)	30"(762mm)	X5UL-5230-NSNN	\$ 1982.90	\$ 2071.58		
		14"(356mm)	36"(914mm)	X5UL-5236-NSNN	2146.91	2248.94		
		14"(356mm)	42"(1067mm)	X5UL-5242-NSNN	2329.33	2444.71		
		14"(356mm)	48"(1219mm)	X5UL-5248-NSNN	2493.34	2622.07		
		14"(356mm)	54"(1372mm)	X5UL-5254-NSNN	2657.35	2799.43		
		14"(356mm)	60"(1524mm)	X5UL-5260-NSNN	2821.36	2976.79		
		14"(356mm)	66"(1676mm)	X5UL-5266-NSNN	2985.37	3154.15		
		14"(356mm)	72"(1829mm)	X5UL-5272-NSNN	3149.38	3331.51		
		14"(356mm)	78"(1981mm)	X5UL-5278-NSNN	3331.80	3527.28		
		14"(356mm)	84"(2134mm)	X5UL-5284-NSNN	3495.81	3704.64		
		14"(356mm)	90"(2286mm)	X5UL-5290-NSNN	3659.82	3882.00		
		14"(356mm)	96"(2438mm)	X5UL-5296-NSNN	3823.83	4059.36		
		HPL — Legal Depth						
		52"(1321mm)	52.5"(1334mm)	16.5"(419mm)	30"(762mm)	X5UD-5230-NSNN	\$ 2150.23	\$ 2252.28
16.5"(419mm)	36"(914mm)			X5UD-5236-NSNN	2314.24	2429.64		
16.5"(419mm)	42"(1067mm)			X5UD-5242-NSNN	2496.66	2625.41		
16.5"(419mm)	48"(1219mm)			X5UD-5248-NSNN	2660.67	2802.77		
16.5"(419mm)	54"(1372mm)			X5UD-5254-NSNN	2824.68	2980.13		
16.5"(419mm)	60"(1524mm)			X5UD-5260-NSNN	2988.69	3157.49		
16.5"(419mm)	66"(1676mm)			X5UD-5266-NSNN	3152.70	3334.85		
16.5"(419mm)	72"(1829mm)			X5UD-5272-NSNN	3316.71	3512.21		
16.5"(419mm)	78"(1981mm)			X5UD-5278-NSNN	3499.13	3707.98		
16.5"(419mm)	84"(2134mm)			X5UD-5284-NSNN	3663.14	3885.34		
16.5"(419mm)	90"(2286mm)			X5UD-5290-NSNN	3827.15	4062.70		
16.5"(419mm)	96"(2438mm)			X5UD-5296-NSNN	3991.16	4240.06		
Wood — Letter Depth								
52"(1321mm)	52.5"(1334mm)			14"(356mm)	30"(762mm)	X4UL-5230-NSNN	\$ 2794.49	\$ 2983.55
		14"(356mm)	36"(914mm)	X4UL-5236-NSNN	3045.49	3255.89		
		14"(356mm)	42"(1067mm)	X4UL-5242-NSNN	3314.90	3546.64		
		14"(356mm)	48"(1219mm)	X4UL-5248-NSNN	3565.90	3818.98		
		14"(356mm)	54"(1372mm)	X4UL-5254-NSNN	3816.90	4091.32		
		14"(356mm)	60"(1524mm)	X4UL-5260-NSNN	4067.90	4363.66		
		14"(356mm)	66"(1676mm)	X4UL-5266-NSNN	4318.90	4636.00		
		14"(356mm)	72"(1829mm)	X4UL-5272-NSNN	4569.90	4908.34		
		14"(356mm)	78"(1981mm)	X4UL-5278-NSNN	4839.31	5199.09		
		14"(356mm)	84"(2134mm)	X4UL-5284-NSNN	5090.31	5471.43		
		14"(356mm)	90"(2286mm)	X4UL-5290-NSNN	5341.31	5743.77		
		14"(356mm)	96"(2438mm)	X4UL-5296-NSNN	5592.31	6016.11		
		Wood — Legal Depth						
		52"(1321mm)	52.5"(1334mm)	16.5"(419mm)	30"(762mm)	X4UD-5230-NSNN	\$3020.40	\$ 3232.01
16.5"(419mm)	36"(914mm)			X4UD-5236-NSNN	3271.40	3504.35		
16.5"(419mm)	42"(1067mm)			X4UD-5242-NSNN	3540.81	3795.10		
16.5"(419mm)	48"(1219mm)			X4UD-5248-NSNN	3791.81	4067.44		
16.5"(419mm)	54"(1372mm)			X4UD-5254-NSNN	4042.81	4339.78		
16.5"(419mm)	60"(1524mm)			X4UD-5260-NSNN	4293.81	4612.12		
16.5"(419mm)	66"(1676mm)			X4UD-5266-NSNN	4544.81	4884.46		
16.5"(419mm)	72"(1829mm)			X4UD-5272-NSNN	4795.81	5156.80		
16.5"(419mm)	78"(1981mm)			X4UD-5278-NSNN	5065.22	5447.55		
16.5"(419mm)	84"(2134mm)			X4UD-5284-NSNN	5316.22	5719.89		
16.5"(419mm)	90"(2286mm)			X4UD-5290-NSNN	5567.22	5992.23		
16.5"(419mm)	96"(2438mm)			X4UD-5296-NSNN	5818.22	6264.57		

Vertical Storage Unit

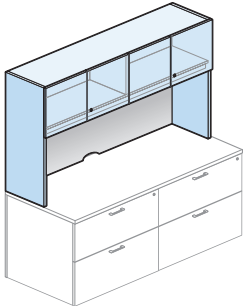
1H Hinged Doors



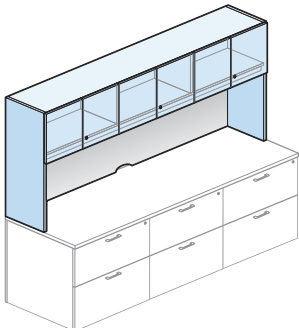
30" and 36" widths
X4VL-NW
X4VD-NW
X5VL-NL
X5VD-NL



42"-54" widths
X4VL-LW
X4VD-LW
X5VL-LL
X5VD-LL



60"-72" widths
X4VL-NW
X4VD-NW
X5VL-NL
X5VD-NL



78"-96" widths
X4VL-NW
X4VD-NW
X5VL-NL
X5VD-NL
Class RA

Features

- Includes storage cabinet(s) with hinged doors, 2"(51mm) integrated light valance, vertical supports and attachment material.
- 42"(1067mm), 48"(1219mm) and 54"(1372mm)W units available with choice of left or right door swing for single door.
- Optional locks available; each pair of doors and each single door lock separately.
- Common keys within each unit.
- Lock plug is available in black or chrome.
- For lock options, refer to Lock Program section of the Accessories Price List.
- 23.375"(594mm) clearance between top of worksurface and bottom of light valance.
- Standard unfinished two-piece back.
- The underside of the cabinet and front of lower section:
 - High-Pressure Laminate - the underside of the cabinet and front of lower section is finished.
 - Wood - the underside of the cabinet is finished, the lower section is unfinished.
- Unfinished clearcoat wireway scallop in bottom center of back panel.
- Shipped assembled.

Specification Tips

- Not for use on a freestanding or standalone desk.
- Designed to stack on equal width credenza, 2H storage cabinet or 2H lateral file. Refer to Stack-on Application Rules in Specification Guide.
- Accommodates separately specified tackboards and lighting accessories. Tackboard will block the ability to drop cords down or bring power to the surface. Use field installed grommets for power access.
- Aligns with 5H storage units.
- Wood units are not designed for applications where the back of unit is visible.

To Order, Specify:

1) Product number, including:

1 Lock Option:

- N** No Lock
- L** Lock
 - 30"-36" (add **\$189.93** list)
 - 42"-72" (add **\$379.86** list)
 - 78"-96" (add **\$569.80** list)

2 Single Door Swing Orientation:
(42", 48" and 54"W only)

- L** Left-hand
- R** Right-hand

2) Finish code (laminated or wood).

3) Laminate edge trim color
(if laminate specified).

4) Trim color for lock (if specified).

Vertical Storage Unit

1H Hinged Doors

Nominal Height	Actual Height	Depth	Width	Number ① ②	HPL	
					A	B
HPL — Letter Depth						
40"(1016mm)	39.9"(1013mm)	14.8"(376mm)	30"(762mm)	X5VL-4030- SNL	\$ 2116.76	\$ 2216.50
		14.8"(376mm)	36"(914mm)	X5VL-4036- SNL	2261.85	2373.28
		14.8"(376mm)	42"(1067mm)	X5VL-4042- S L	2425.35	2548.47
		14.8"(376mm)	48"(1219mm)	X5VL-4048- S L	2570.44	2705.25
		14.8"(376mm)	54"(1372mm)	X5VL-4054- S L	2715.53	2862.03
		14.8"(376mm)	60"(1524mm)	X5VL-4060- SNL	2860.62	3018.81
		14.8"(376mm)	66"(1676mm)	X5VL-4066- SNL	3005.71	3175.59
		14.8"(376mm)	72"(1829mm)	X5VL-4072- SNL	3150.80	3332.37
		14.8"(376mm)	78"(1981mm)	X5VL-4078- SNL	3314.30	3507.56
		14.8"(376mm)	84"(2134mm)	X5VL-4084- SNL	3459.39	3664.34
		14.8"(376mm)	90"(2286mm)	X5VL-4090- SNL	3604.48	3821.12
		14.8"(376mm)	96"(2438mm)	X5VL-4096- SNL	3749.57	3977.90

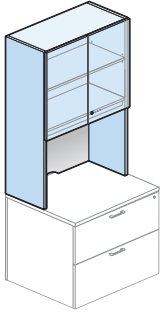
HPL — Legal Depth						
40"(1016mm)	39.9"(1013mm)	17.3"(439mm)	30"(762mm)	X5VD-4030- SNL	\$ 2284.09	\$ 2397.20
		17.3"(439mm)	36"(914mm)	X5VD-4036- SNL	2429.18	2553.98
		17.3"(439mm)	42"(1067mm)	X5VD-4042- S L	2592.68	2729.17
		17.3"(439mm)	48"(1219mm)	X5VD-4048- S L	2737.77	2885.95
		17.3"(439mm)	54"(1372mm)	X5VD-4054- S L	2882.86	3042.73
		17.3"(439mm)	60"(1524mm)	X5VD-4060- SNL	3027.95	3199.51
		17.3"(439mm)	66"(1676mm)	X5VD-4066- SNL	3173.04	3356.29
		17.3"(439mm)	72"(1829mm)	X5VD-4072- SNL	3318.13	3513.07
		17.3"(439mm)	78"(1981mm)	X5VD-4078- SNL	3481.63	3688.26
		17.3"(439mm)	84"(2134mm)	X5VD-4084- SNL	3626.72	3845.04
		17.3"(439mm)	90"(2286mm)	X5VD-4090- SNL	3771.81	4001.82
		17.3"(439mm)	96"(2438mm)	X5VD-4096- SNL	3916.90	4158.60

Nominal Height	Actual Height	Depth	Width	Number ① ②	HPL	
					A	B
Wood — Letter Depth						
40"(1016mm)	39.9"(1013mm)	14.8"(376mm)	30"(762mm)	X4VL-4030- SNW	\$3045.49	\$ 3345.01
		14.8"(376mm)	36"(914mm)	X4VL-4036- SNW	3268.06	3589.39
		14.8"(376mm)	42"(1067mm)	X4VL-4042- S W	3509.04	3852.18
		14.8"(376mm)	48"(1219mm)	X4VL-4048- S W	3731.61	4096.56
		14.8"(376mm)	54"(1372mm)	X4VL-4054- S W	3954.18	4340.94
		14.8"(376mm)	60"(1524mm)	X4VL-4060- SNW	4176.75	4585.32
		14.8"(376mm)	66"(1676mm)	X4VL-4066- SNW	4399.32	4829.70
		14.8"(376mm)	72"(1829mm)	X4VL-4072- SNW	4621.89	5074.08
		14.8"(376mm)	78"(1981mm)	X4VL-4078- SNW	4862.87	5336.87
		14.8"(376mm)	84"(2134mm)	X4VL-4084- SNW	5085.44	5581.25
		14.8"(376mm)	90"(2286mm)	X4VL-4090- SNW	5308.01	5825.63
		14.8"(376mm)	96"(2438mm)	X4VL-4096- SNW	5530.58	6070.01

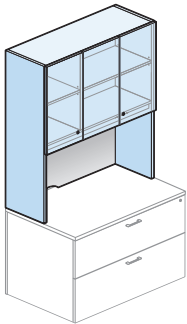
Wood — Legal Depth						
40"(1016mm)	39.9"(1013mm)	17.3"(439mm)	30"(762mm)	X4VD-4030- SNW	\$ 3271.40	\$ 3593.47
		17.3"(439mm)	36"(914mm)	X4VD-4036- SNW	3493.97	3837.85
		17.3"(439mm)	42"(1067mm)	X4VD-4042- S W	3734.95	4100.64
		17.3"(439mm)	48"(1219mm)	X4VD-4048- S W	3957.52	4345.02
		17.3"(439mm)	54"(1372mm)	X4VD-4054- S W	4180.09	4589.40
		17.3"(439mm)	60"(1524mm)	X4VD-4060- SNW	4402.66	4833.78
		17.3"(439mm)	66"(1676mm)	X4VD-4066- SNW	4625.23	5078.16
		17.3"(439mm)	72"(1829mm)	X4VD-4072- SNW	4847.80	5322.54
		17.3"(439mm)	78"(1981mm)	X4VD-4078- SNW	5088.78	5585.33
		17.3"(439mm)	84"(2134mm)	X4VD-4084- SNW	5311.35	5829.71
		90"(2286mm)	17.3"(439mm)	X4VD-4090- SNW	5533.92	6074.09
		96"(2438mm)	17.3"(439mm)	X4VD-4096- SNW	5756.49	6318.47

Vertical Storage Unit

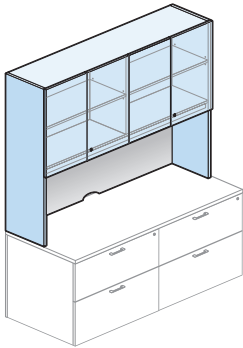
2H Hinged Doors



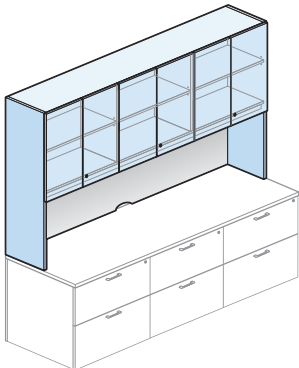
30" and 36" widths
X4VL-NW X5VL-NL
X4VD-NW X5VD-NL



42"-54" widths
X4VL-LW X5VL-LL
X4VD-LW X5VD-LL



60"-72" widths
X4VL-NW X5VL-NL
X4VD-NW X5VD-NL



78"-96" widths
X4VL-NW X5VL-NL
X4VD-NW X5VD-NL
Class RA

Features

- Includes storage cabinet(s) with hinged doors, 2"(51mm) integrated light valance, one adjustable shelf, vertical supports and attachment material.
- 42"(1067mm), 48"(1219mm) and 54"(1372mm)W units available with choice of left or right door swing for single door.
- Optional locks available; each pair of doors and each single door lock separately.
- Lock plug is available in black or chrome.
- Common keys within each unit.
- For lock options, refer to Lock Program section of the Accessories Price List.
- 23.375"(594mm) clearance between top of worksurface and bottom of light valance.
- Standard unfinished two-piece back.
- The underside of the cabinet and front of lower section:
 - High-Pressure Laminate - the underside of the cabinet and front of lower section is finished.
 - Wood - the underside of the cabinet is finished, the lower section is unfinished.
- One interior .75"(19mm) thick wood shelf with ±1.25"(32mm) adjustment range.
- Unfinished clearcoat wireway scallop in bottom center of back panel.
- Shipped assembled.

Specification Tips

- Not for use on a freestanding or standalone desk.
- Designed to stack on equal width credenza, 2H storage cabinet or 2H lateral file. Refer to Stack-on Application Rules in Specification Guide.
- Accommodates separately specified tackboards and lighting accessories. Tackboard will block the ability to drop cords down or bring power to the surface. Use field installed grommets for power access.
- Aligns with 6H storage units.
- Wood units are not designed for applications where the back of unit is visible.

To Order, Specify:

1) Product number, including:

1 Lock Option:

- N** No Lock
- L** Lock
 - 30"-36" (add **\$189.93** list)
 - 42"-72" (add **\$379.86** list)
 - 78"-96" (add **\$569.80** list)

2 Single Door Swing Orientation:
(42", 48" and 54"W only)

- L** Left-hand
- R** Right-hand

- 2) Finish code (laminate or wood).
- 3) Laminate edge trim color (if laminate specified).
- 4) Trim color for lock (if specified).

Vertical Storage Unit

2H Hinged Doors

Nominal Height	Actual Height	Depth	Width	Number ① ②	HPL	
					A	B
HPL — Letter Depth						
52"(1321mm)	52.5"(1334mm)	14.8"(376mm)	30"(762mm)	X5VL-5230- SNL	\$2664.77	\$ 2807.13
		14.8"(376mm)	36"(914mm)	X5VL-5236- SNL	2848.37	3005.74
		14.8"(376mm)	42"(1067mm)	X5VL-5242- S L	3050.38	3222.76
		14.8"(376mm)	48"(1219mm)	X5VL-5248- S L	3233.98	3421.37
		14.8"(376mm)	54"(1372mm)	X5VL-5254- S L	3417.58	3619.98
		14.8"(376mm)	60"(1524mm)	X5VL-5260- SNL	3601.18	3818.59
		14.8"(376mm)	66"(1676mm)	X5VL-5266- SNL	3784.78	4017.20
		14.8"(376mm)	72"(1829mm)	X5VL-5272- SNL	3968.38	4215.81
		14.8"(376mm)	78"(1981mm)	X5VL-5278- SNL	4170.39	4432.83
		14.8"(376mm)	84"(2134mm)	X5VL-5284- SNL	4353.99	4631.44
		14.8"(376mm)	90"(2286mm)	X5VL-5290- SNL	4537.59	4830.05
		14.8"(376mm)	96"(2438mm)	X5VL-5296- SNL	4721.19	5028.66

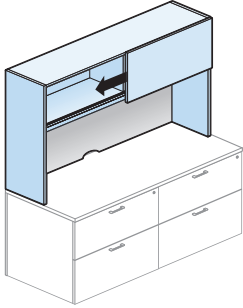
HPL — Legal Depth						
52"(1321mm)	52.5"(1334mm)	17.3"(439mm)	30"(762mm)	X5VD-5230- SNL	\$2832.10	\$ 2987.83
		17.3"(439mm)	36"(914mm)	X5VD-5236- SNL	3015.70	3186.44
		17.3"(439mm)	42"(1067mm)	X5VD-5242- S L	3217.71	3403.46
		17.3"(439mm)	48"(1219mm)	X5VD-5248- S L	3401.31	3602.07
		17.3"(439mm)	54"(1372mm)	X5VD-5254- S L	3584.91	3800.68
		17.3"(439mm)	60"(1524mm)	X5VD-5260- SNL	3768.51	3999.29
		17.3"(439mm)	66"(1676mm)	X5VD-5266- SNL	3952.11	4197.90
		17.3"(439mm)	72"(1829mm)	X5VD-5272- SNL	4135.71	4396.51
		17.3"(439mm)	78"(1981mm)	X5VD-5278- SNL	4337.72	4613.53
		17.3"(439mm)	84"(2134mm)	X5VD-5284- SNL	4521.32	4812.14
		17.3"(439mm)	90"(2286mm)	X5VD-5290- SNL	4704.92	5010.75
		17.3"(439mm)	96"(2438mm)	X5VD-5296- SNL	4888.52	5209.36

Nominal Height	Actual Height	Depth	Width	Number ① ②	HPL	
					A	B
Wood — Letter Depth						
52"(1321mm)	52.5"(1334mm)	14.8"(376mm)	30"(762mm)	X4VL-5230- SNW	\$3882.19	\$ 4265.33
		14.8"(376mm)	36"(914mm)	X4VL-5236- SNW	4163.32	4574.05
		14.8"(376mm)	42"(1067mm)	X4VL-5242- S W	4462.86	4901.18
		14.8"(376mm)	48"(1219mm)	X4VL-5248- S W	4743.99	5209.90
		14.8"(376mm)	54"(1372mm)	X4VL-5254- S W	5025.12	5518.62
		14.8"(376mm)	60"(1524mm)	X4VL-5260- SNW	5306.25	5827.34
		14.8"(376mm)	66"(1676mm)	X4VL-5266- SNW	5587.38	6136.06
		14.8"(376mm)	72"(1829mm)	X4VL-5272- SNW	5868.51	6444.78
		14.8"(376mm)	78"(1981mm)	X4VL-5278- SNW	6168.05	6771.91
		14.8"(376mm)	84"(2134mm)	X4VL-5284- SNW	6449.18	7080.63
		14.8"(376mm)	90"(2286mm)	X4VL-5290- SNW	6730.31	7389.35
		14.8"(376mm)	96"(2438mm)	X4VL-5296- SNW	7011.44	7698.07

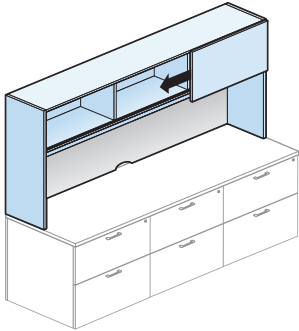
Wood — Legal Depth						
52"(1321mm)	52.5"(1334mm)	17.3"(439mm)	30"(762mm)	X4VD-5230- SNW	\$ 4108.10	\$ 4513.79
		17.3"(439mm)	36"(914mm)	X4VD-5236- SNW	4389.23	4822.51
		17.3"(439mm)	42"(1067mm)	X4VD-5242- S W	4688.77	5149.64
		17.3"(439mm)	48"(1219mm)	X4VD-5248- S W	4969.90	5458.36
		17.3"(439mm)	54"(1372mm)	X4VD-5254- S W	5251.03	5767.08
		17.3"(439mm)	60"(1524mm)	X4VD-5260- SNW	5532.16	6075.80
		17.3"(439mm)	66"(1676mm)	X4VD-5266- SNW	5813.29	6384.52
		17.3"(439mm)	72"(1829mm)	X4VD-5272- SNW	6094.42	6693.24
		17.3"(439mm)	78"(1981mm)	X4VD-5278- SNW	6393.96	7020.37
		17.3"(439mm)	84"(2134mm)	X4VD-5284- SNW	6675.09	7329.09
		90"(2286mm)	17.3"(439mm)	X4VD-5290- SNW	6956.22	7637.81
		96"(2438mm)	17.3"(439mm)	X4VD-5296- SNW	7237.35	7946.53

Vertical Storage Unit

1H Sliding Door



30"-72" widths



78"-90" widths
 X4RL-NW
 X4RD-NW
 X6RL-NL
 X6RD-NL
 Class RA

Features

- Includes storage cabinet(s) with one sliding door, 2"(51mm) integrated light valance, vertical supports and attachment material.
- Units 30"-72"(762mm-1829mm)W include two equal width sections divided by one inset intermediate center support.
- Units 78"-96"(1981mm-2438mm)W include three equal width sections divided by two inset intermediate center supports.
- Sliding door width is equal to one section width (one-half or one-third of unit width).
- Includes internally mounted sliding door track top and bottom with bumpers at each end.
- Locks not available.
- 23.375"(594mm) clearance between top of worksurface and bottom of light valance.
- Standard unfinished two-piece back.
- The underside of the cabinet and front of lower section:
 - High-Pressure Laminate - the underside of the cabinet and front of lower section is finished.
 - Wood - the underside of the cabinet is finished, the lower section is unfinished.
- Unfinished clearcoat wireway scallop in bottom center of back panel.
- Shipped assembled.

Specification Tips

- Not for use on a freestanding or standalone desk.
- Designed to stack on equal width credenza, 2H storage cabinet or 2H lateral file. Refer to Stack-on Application Rules in Specification Guide.
- Accommodates separately specified tackboards and lighting accessories. Tackboard will block the ability to drop cords down or bring power to the surface. Use field installed grommets for power access.
- Aligns with 5H storage units.
- Wood units are not designed for applications where the back of unit is visible.

To Order, Specify:

- 1) Product number.
- 2) Finish code (laminate or wood).
- 3) Laminate edge trim color (if laminate specified).

Vertical Storage Unit

1H Sliding Door

Nominal Height	Actual Height	Actual Depth	Width	Number	HPL A	B
HPL — Letter Depth						
40"(1016mm)	39.9"(1013mm)	14.8"(376mm)	30"(762mm)	X5RL-4030-NSNL	\$ 1978.69	\$2066.49
		14.8"(376mm)	36"(914mm)	X5RL-4036-NSNL	2109.63	2207.89
		14.8"(376mm)	42"(1067mm)	X5RL-4042-NSNL	2258.98	2367.70
		14.8"(376mm)	48"(1219mm)	X5RL-4048-NSNL	2389.92	2509.10
		14.8"(376mm)	54"(1372mm)	X5RL-4054-NSNL	2520.86	2650.50
		14.8"(376mm)	60"(1524mm)	X5RL-4060-NSNL	2651.80	2791.90
		14.8"(376mm)	66"(1676mm)	X5RL-4066-NSNL	2782.74	2933.30
		14.8"(376mm)	72"(1829mm)	X5RL-4072-NSNL	2913.68	3074.70
		14.8"(376mm)	78"(1981mm)	X5RL-4078-NSNL	3063.03	3234.51
		14.8"(376mm)	84"(2134mm)	X5RL-4084-NSNL	3193.97	3375.91
		14.8"(376mm)	90"(2286mm)	X5RL-4090-NSNL	3324.91	3517.31
		14.8"(376mm)	96"(2438mm)	X5RL-4096-NSNL	3455.85	3658.71

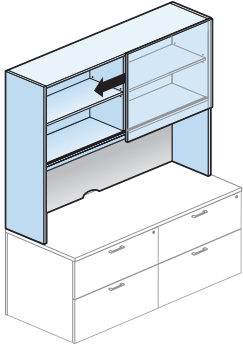
HPL — Legal Depth						
40"(1016mm)	39.9"(1013mm)	17.3"(439mm)	30"(762mm)	X5RD-4030-NSNL	\$ 2146.02	\$ 2247.19
		17.3"(439mm)	36"(914mm)	X5RD-4036-NSNL	2276.96	2388.59
		17.3"(439mm)	42"(1067mm)	X5RD-4042-NSNL	2426.31	2548.40
		17.3"(439mm)	48"(1219mm)	X5RD-4048-NSNL	2557.25	2689.80
		17.3"(439mm)	54"(1372mm)	X5RD-4054-NSNL	2688.19	2831.20
		17.3"(439mm)	60"(1524mm)	X5RD-4060-NSNL	2819.13	2972.60
		17.3"(439mm)	66"(1676mm)	X5RD-4066-NSNL	2950.07	3114.00
		17.3"(439mm)	72"(1829mm)	X5RD-4072-NSNL	3081.01	3255.40
		17.3"(439mm)	78"(1981mm)	X5RD-4078-NSNL	3230.36	3415.21
		17.3"(439mm)	84"(2134mm)	X5RD-4084-NSNL	3361.30	3556.61
		17.3"(439mm)	90"(2286mm)	X5RD-4090-NSNL	3492.24	3698.01
		17.3"(439mm)	96"(2438mm)	X5RD-4096-NSNL	3623.18	3839.41

Nominal Height	Actual Height	Actual Depth	Width	Number	Wood A	B
Wood — Letter Depth						
40"(1016mm)	39.9"(1013mm)	14.8"(376mm)	30"(762mm)	X4RL-4030-NSNW	\$ 2794.49	\$ 3073.91
		14.8"(376mm)	36"(914mm)	X4RL-4036-NSNW	2995.31	3294.78
		14.8"(376mm)	42"(1067mm)	X4RL-4042-NSNW	3214.54	3534.06
		14.8"(376mm)	48"(1219mm)	X4RL-4048-NSNW	3415.36	3754.93
		14.8"(376mm)	54"(1372mm)	X4RL-4054-NSNW	3616.18	3975.80
		14.8"(376mm)	60"(1524mm)	X4RL-4060-NSNW	3817.00	4196.67
		14.8"(376mm)	66"(1676mm)	X4RL-4066-NSNW	4017.82	4417.54
		14.8"(376mm)	72"(1829mm)	X4RL-4072-NSNW	4218.64	4638.41
		14.8"(376mm)	78"(1981mm)	X4RL-4078-NSNW	4437.87	4877.69
		14.8"(376mm)	84"(2134mm)	X4RL-4084-NSNW	4638.69	5098.56
		14.8"(376mm)	90"(2286mm)	X4RL-4090-NSNW	4839.51	5319.43
		14.8"(376mm)	96"(2438mm)	X4RL-4096-NSNW	5040.33	5540.30

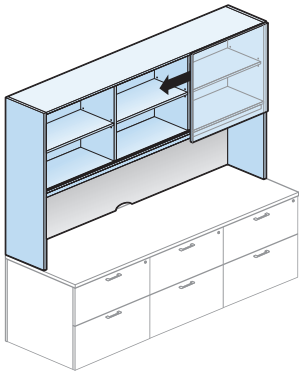
Wood — Legal Depth						
40"(1016mm)	39.9"(1013mm)	17.3"(439mm)	30"(762mm)	X4RD-4030-NSNW	\$3020.40	\$ 3322.37
		17.3"(439mm)	36"(914mm)	X4RD-4036-NSNW	3221.22	3543.24
		17.3"(439mm)	42"(1067mm)	X4RD-4042-NSNW	3440.45	3782.52
		17.3"(439mm)	48"(1219mm)	X4RD-4048-NSNW	3641.27	4003.39
		17.3"(439mm)	54"(1372mm)	X4RD-4054-NSNW	3842.09	4224.26
		17.3"(439mm)	60"(1524mm)	X4RD-4060-NSNW	4042.91	4445.13
		17.3"(439mm)	66"(1676mm)	X4RD-4066-NSNW	4243.73	4666.00
		17.3"(439mm)	72"(1829mm)	X4RD-4072-NSNW	4444.55	4886.87
		17.3"(439mm)	78"(1981mm)	X4RD-4078-NSNW	4663.78	5126.15
		17.3"(439mm)	84"(2134mm)	X4RD-4084-NSNW	4864.60	5347.02
		17.3"(439mm)	90"(2286mm)	X4RD-4090-NSNW	5065.42	5567.89
		17.3"(439mm)	96"(2438mm)	X4RD-4096-NSNW	5266.24	5788.76

Vertical Storage Unit

2H Sliding Door



30"-72" widths



78"-90" widths
 X4RL-NW
 X4RD-NW
 X5RL-NL
 X5RD-NL
 Class RA

Features

- Includes storage cabinet(s) with one sliding door, 2"(51mm) integrated light valance, one adjustable shelf, vertical supports and attachment material.
- Units 30"-72"(762mm-1829mm)W include two equal width sections divided by one inset intermediate center support.
- Units 78"-96"(1981mm-2438mm)W include three equal width sections divided by two inset intermediate center supports.
- Sliding door width is equal to one section width (one-half or one-third of unit width).
- Includes internally mounted sliding door track top and bottom with bumpers at each end.
- Locks not available.
- 23.375"(594mm) clearance between top of worksurface and bottom of light valance.
- Standard unfinished two-piece back.
- The underside of the cabinet and front of lower section:
 - High-Pressure Laminate - the underside of the cabinet and front of lower section is finished.
 - Wood - the underside of the cabinet is finished, the lower section is unfinished.
- Unfinished clearcoat wireway scallop in bottom center of back panel.
- One interior .75"(19mm) thick wood shelf with ±1.25"(32mm) adjustment range.
- Shipped assembled.

Specification Tips

- Not for use on a freestanding or standalone desk.
- Designed to stack on equal width credenza, 2H storage cabinet or 2H lateral file. Refer to Stack-on Application Rules in Specification Guide.
- Accommodates separately specified tackboards and lighting accessories. Tackboard will block the ability to drop cords down or bring power to the surface. Use field installed grommets for power access.
- Aligns with 6H storage units.
- Wood units are not designed for applications where the back of unit is visible.

To Order, Specify:

- 1) Product number.
- 2) Finish code (laminate or wood).
- 3) Laminate edge trim color (if laminate specified).

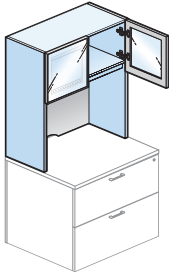
Vertical Storage Unit

2H Sliding Door

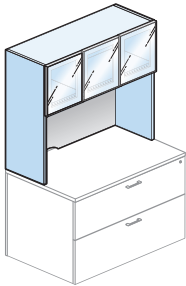
Nominal Height	Actual Height	Actual Depth	Width	Number	HPL A	B		
HPL — Letter Depth								
52"(1321mm)	52.5"(1334mm)	14.8"(376mm)	30"(762mm)	X5RL-5230-NSNL	\$2309.20	\$2423.07		
		14.8"(376mm)	36"(914mm)	X5RL-5236-NSNL	2478.65	2606.30		
		14.8"(376mm)	42"(1067mm)	X5RL-5242-NSNL	2666.51	2807.94		
		14.8"(376mm)	48"(1219mm)	X5RL-5248-NSNL	2835.96	2991.17		
		14.8"(376mm)	54"(1372mm)	X5RL-5254-NSNL	3005.41	3174.40		
		14.8"(376mm)	60"(1524mm)	X5RL-5260-NSNL	3174.86	3357.63		
		14.8"(376mm)	66"(1676mm)	X5RL-5266-NSNL	3344.31	3540.86		
		14.8"(376mm)	72"(1829mm)	X5RL-5272-NSNL	3513.76	3724.09		
		14.8"(376mm)	78"(1981mm)	X5RL-5278-NSNL	3701.62	3925.73		
		14.8"(376mm)	84"(2134mm)	X5RL-5284-NSNL	3871.07	4108.96		
		14.8"(376mm)	90"(2286mm)	X5RL-5290-NSNL	4040.52	4292.19		
		14.8"(376mm)	96"(2438mm)	X5RL-5296-NSNL	4209.97	4475.42		
		HPL — Legal Depth						
		52"(1321mm)	52.5"(1334mm)	17.3"(439mm)	30"(762mm)	X5RD-5230-NSNL	\$2476.53	\$2603.77
17.3"(439mm)	36"(914mm)			X5RD-5236-NSNL	2645.98	2787.00		
17.3"(439mm)	42"(1067mm)			X5RD-5242-NSNL	2833.84	2988.64		
17.3"(439mm)	48"(1219mm)			X5RD-5248-NSNL	3003.29	3171.87		
17.3"(439mm)	54"(1372mm)			X5RD-5254-NSNL	3172.74	3355.10		
17.3"(439mm)	60"(1524mm)			X5RD-5260-NSNL	3342.19	3538.33		
17.3"(439mm)	66"(1676mm)			X5RD-5266-NSNL	3511.64	3721.56		
17.3"(439mm)	72"(1829mm)			X5RD-5272-NSNL	3681.09	3904.79		
17.3"(439mm)	78"(1981mm)			X5RD-5278-NSNL	3868.95	4106.43		
17.3"(439mm)	84"(2134mm)			X5RD-5284-NSNL	4038.40	4289.66		
17.3"(439mm)	90"(2286mm)			X5RD-5290-NSNL	4207.85	4472.89		
17.3"(439mm)	96"(2438mm)			X5RD-5296-NSNL	4377.30	4656.12		
Wood — Letter Depth								
52"(1321mm)	52.5"(1334mm)			14.8"(376mm)	30"(762mm)	X4RL-5230-NSNW	\$3296.51	\$3622.76
		14.8"(376mm)	36"(914mm)	X4RL-5236-NSNW	3555.89	3907.97		
		14.8"(376mm)	42"(1067mm)	X4RL-5242-NSNW	3833.68	4211.59		
		14.8"(376mm)	48"(1219mm)	X4RL-5248-NSNW	4093.06	4496.80		
		14.8"(376mm)	54"(1372mm)	X4RL-5254-NSNW	4352.44	4782.01		
		14.8"(376mm)	60"(1524mm)	X4RL-5260-NSNW	4611.82	5067.22		
		14.8"(376mm)	66"(1676mm)	X4RL-5266-NSNW	4871.20	5352.43		
		14.8"(376mm)	72"(1829mm)	X4RL-5272-NSNW	5130.58	5637.64		
		14.8"(376mm)	78"(1981mm)	X4RL-5278-NSNW	5408.37	5941.26		
		14.8"(376mm)	84"(2134mm)	X4RL-5284-NSNW	5667.75	6226.47		
		14.8"(376mm)	90"(2286mm)	X4RL-5290-NSNW	5927.13	6511.68		
		14.8"(376mm)	96"(2438mm)	X4RL-5296-NSNW	6186.51	6796.89		
		Wood — Legal Depth						
		52"(1321mm)	52.5"(1334mm)	17.3"(439mm)	30"(762mm)	X4RD-5230-NSNW	\$3522.42	\$3871.22
17.3"(439mm)	36"(914mm)			X4RD-5236-NSNW	3781.80	4156.43		
17.3"(439mm)	42"(1067mm)			X4RD-5242-NSNW	4059.59	4460.05		
17.3"(439mm)	48"(1219mm)			X4RD-5248-NSNW	4318.97	4745.26		
17.3"(439mm)	54"(1372mm)			X4RD-5254-NSNW	4578.35	5030.47		
17.3"(439mm)	60"(1524mm)			X4RD-5260-NSNW	4837.73	5315.68		
17.3"(439mm)	66"(1676mm)			X4RD-5266-NSNW	5097.11	5600.89		
17.3"(439mm)	72"(1829mm)			X4RD-5272-NSNW	5356.49	5886.10		
17.3"(439mm)	78"(1981mm)			X4RD-5278-NSNW	5634.28	6189.72		
17.3"(439mm)	84"(2134mm)			X4RD-5284-NSNW	5893.66	6474.93		
90"(2286mm)	17.3"(439mm)			X4RD-5290-NSNW	6153.04	6760.14		
96"(2438mm)	17.3"(439mm)			X4RD-5296-NSNW	6412.42	7045.35		

Vertical Storage Unit

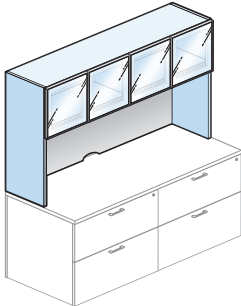
1H Glass Hinged Doors



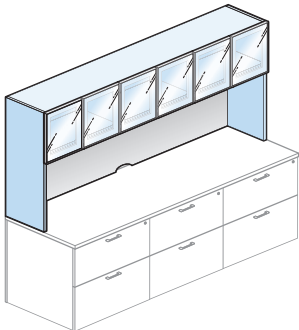
30" and 36" widths
X4SL-NT
X4SD-NT
X6SL-NT
X6SD-NT



42"-54" widths
X4SL-LT
X4SD-LT
X6SL-LT
X6SD-LT



60"-72" widths
X4SL-NT
X4SD-NT
X6SL-NT
X6SD-NT



78"-96" widths
X4SL-NT
X4SD-NT
X6SL-NT
X6SD-NT
Class RA

Features

- Includes storage cabinet(s) with glass doors, 2"(51mm) integrated light valance, vertical supports and attachment material.
- 42"(1067mm), 48"(1219mm) and 54"(1372mm)W units available with choice of left or right door swing for single door.
- 23.375"(594mm) clearance between top of worksurface and bottom of light valance.
- Locks not available.
- Glass door includes metal frame with powdercoat finish on back side of door.
- The underside of the cabinet and front of lower section:
 - High-Pressure Laminate - the underside of the cabinet and front of lower section is finished.
 - Wood - the underside of the cabinet is finished, the lower section is unfinished.
- Standard unfinished two-piece back.
- Unfinished clearcoat wireway scallop in bottom center of back panel.
- Glass doors will be field installed.

Specification Tips

- Not for use on a freestanding or standalone desk.
- Designed to stack on equal width credenza, 2H storage cabinet or 2H lateral file. Refer to Stack-on Application Rules in Specification Guide.
- Accommodates separately specified tackboards and lighting accessories. Tackboard will block the ability to drop cords down or bring power to the surface. Use field installed grommets for power access.
- Aligns with 5H storage units.
- Wood units are not designed for applications where the back of unit is visible.

To Order, Specify:

- 1) Product number, including:
 - 1 **Single Door Swing Orientation:** (42", 48" and 54"W only)
 - L** Left-hand
 - R** Right-hand
- 2) Finish code (laminate or wood).
- 3) Laminate edge trim color (if laminate specified).
- 4) Glass code.
- 5) Trim color for glass frame.

Vertical Storage Unit

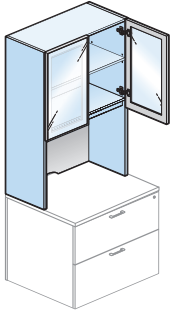
1H Glass Hinged Doors

Height	Depth	Width	Number	①	HPL A Glass				HPL B Glass			
					A	C	D	H	A	C	D	H
Letter Depth												
39.875"(1013mm)	14"(356mm)	30"(762mm)	X5SL-4030-NSNT		\$2668.31	\$2966.93	\$3166.18	\$3438.01	\$2735.24	\$3033.86	\$3233.11	\$3504.94
	14"(356mm)	36"(914mm)	X5SL-4036-NSNT		2841.08	3154.43	3363.46	3646.29	2918.04	3231.39	3440.42	3723.25
	14"(356mm)	42"(1067mm)	X5SL-4042-NS T		3032.26	3360.34	3579.15	3872.98	3119.25	3447.33	3666.14	3959.97
	14"(356mm)	48"(1219mm)	X5SL-4048-NS T		3205.03	3547.84	3776.43	4081.26	3302.05	3644.86	3873.45	4178.28
	14"(356mm)	54"(1372mm)	X5SL-4054-NS T		3377.80	3735.34	3973.71	4289.54	3484.85	3842.39	4080.76	4396.59
	14"(356mm)	60"(1524mm)	X5SL-4060-NSNT		3550.57	3922.84	4170.99	4497.82	3667.65	4039.92	4288.07	4614.90
	14"(356mm)	66"(1676mm)	X5SL-4066-NSNT		3723.34	4110.34	4368.27	4706.10	3850.45	4237.45	4495.38	4833.21
	14"(356mm)	72"(1829mm)	X5SL-4072-NSNT		3896.11	4297.84	4565.55	4914.38	4033.25	4434.98	4702.69	5051.52
	14"(356mm)	78"(1981mm)	X5SL-4078-NSNT		4087.29	4503.75	4781.24	5141.07	4234.46	4650.92	4928.41	5288.24
	14"(356mm)	84"(2134mm)	X5SL-4084-NSNT		4260.06	4691.25	4978.52	5349.35	4417.26	4848.45	5135.72	5506.55
	14"(356mm)	90"(2286mm)	X5SL-4090-NSNT		4432.83	4878.75	5175.80	5557.63	4600.06	5045.98	5343.03	5724.86
	14"(356mm)	96"(2438mm)	X5SL-4096-NSNT		4605.60	5066.25	5373.08	5765.91	4782.86	5243.51	5550.34	5943.17
Legal Depth												
39.875"(1013mm)	16.5"(419mm)	30"(762mm)	X5SD-4030-NSNT		\$2835.64	\$3134.26	\$3333.51	\$3605.34	\$2915.94	\$3214.56	\$3413.81	\$3685.64
	16.5"(419mm)	36"(914mm)	X5SD-4036-NSNT		3008.41	3321.76	3530.79	3813.62	3098.74	3412.09	3621.12	3903.95
	16.5"(419mm)	42"(1067mm)	X5SD-4042-NS T		3199.59	3527.67	3746.48	4040.31	3299.95	3628.03	3846.84	4140.67
	16.5"(419mm)	48"(1219mm)	X5SD-4048-NS T		3372.36	3715.17	3943.76	4248.59	3482.75	3825.56	4054.15	4358.98
	16.5"(419mm)	54"(1372mm)	X5SD-4054-NS T		3545.13	3902.67	4141.04	4456.87	3665.55	4023.09	4261.46	4577.29
	16.5"(419mm)	60"(1524mm)	X5SD-4060-NSNT		3717.90	4090.17	4338.32	4665.15	3848.35	4220.62	4468.77	4795.60
	16.5"(419mm)	66"(1676mm)	X5SD-4066-NSNT		3890.67	4277.67	4535.60	4873.43	4031.15	4418.15	4676.08	5013.91
	16.5"(419mm)	72"(1829mm)	X5SD-4072-NSNT		4063.44	4465.17	4732.88	5081.71	4213.95	4615.68	4883.39	5232.22
	16.5"(419mm)	78"(1981mm)	X5SD-4078-NSNT		4254.62	4671.08	4948.57	5308.40	4415.16	4831.62	5109.11	5468.94
	16.5"(419mm)	84"(2134mm)	X5SD-4084-NSNT		4427.39	4858.58	5145.85	5516.68	4597.96	5029.15	5316.42	5687.25
	16.5"(419mm)	90"(2286mm)	X5SD-4090-NSNT		4600.16	5046.08	5343.13	5724.96	4780.76	5226.68	5523.73	5905.56
	16.5"(419mm)	96"(2438mm)	X5SD-4096-NSNT		4772.93	5233.58	5540.41	5933.24	4963.56	5424.21	5731.04	6123.87

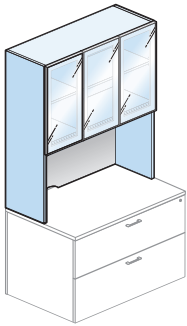
Height	Depth	Width	Number	①	Wood A Glass				Wood B Glass			
					A	C	D	H	A	C	D	H
Letter Depth												
39.875"(1013mm)	14"(356mm)	30"(762mm)	X4SL-4030-NSNT		\$3337.66	\$3636.28	\$3835.53	\$4107.36	\$3484.91	\$3783.53	\$3982.78	\$4254.61
	14"(356mm)	36"(914mm)	X4SL-4036-NSNT		3577.37	3890.72	4099.75	4382.58	3740.18	4053.53	4262.56	4545.39
	14"(356mm)	42"(1067mm)	X4SL-4042-NS T		3835.49	4163.57	4382.38	4676.21	4013.86	4341.94	4560.75	4854.58
	14"(356mm)	48"(1219mm)	X4SL-4048-NS T		4075.20	4418.01	4646.60	4951.43	4269.13	4611.94	4840.53	5145.36
	14"(356mm)	54"(1372mm)	X4SL-4054-NS T		4314.91	4672.45	4910.82	5226.65	4524.40	4881.94	5120.31	5436.14
	14"(356mm)	60"(1524mm)	X4SL-4060-NSNT		4554.62	4926.89	5175.04	5501.87	4779.67	5151.94	5400.09	5726.92
	14"(356mm)	66"(1676mm)	X4SL-4066-NSNT		4794.33	5181.33	5439.26	5777.09	5034.94	5421.94	5679.87	6017.70
	14"(356mm)	72"(1829mm)	X4SL-4072-NSNT		5034.04	5435.77	5703.48	6052.31	5290.21	5691.94	5959.65	6308.48
	14"(356mm)	78"(1981mm)	X4SL-4078-NSNT		5292.16	5708.62	5986.11	6345.94	5563.89	5980.35	6257.84	6617.67
	14"(356mm)	84"(2134mm)	X4SL-4084-NSNT		5531.87	5963.06	6250.33	6621.16	5819.16	6250.35	6537.62	6908.45
	14"(356mm)	90"(2286mm)	X4SL-4090-NSNT		5771.58	6217.50	6514.55	6896.38	6074.43	6520.35	6817.40	7199.23
	14"(356mm)	96"(2438mm)	X4SL-4096-NSNT		6011.29	6471.94	6778.77	7171.60	6329.70	6790.35	7097.18	7490.01
Legal Depth												
39.875"(1013mm)	16.5"(419mm)	30"(762mm)	X4SD-4030-NSNT		\$3563.57	\$3862.19	\$4061.44	\$4333.27	\$3733.37	\$4031.99	\$4231.24	\$4503.07
	16.5"(419mm)	36"(914mm)	X4SD-4036-NSNT		3803.28	4116.63	4325.66	4608.49	3988.64	4301.99	4511.02	4793.85
	16.5"(419mm)	42"(1067mm)	X4SD-4042-NS T		4061.40	4389.48	4608.29	4902.12	4262.32	4590.40	4809.21	5103.04
	16.5"(419mm)	48"(1219mm)	X4SD-4048-NS T		4301.11	4643.92	4872.51	5177.34	4517.59	4860.40	5088.99	5393.82
	16.5"(419mm)	54"(1372mm)	X4SD-4054-NS T		4540.82	4898.36	5136.73	5452.56	4772.86	5130.40	5368.77	5684.60
	16.5"(419mm)	60"(1524mm)	X4SD-4060-NSNT		4780.53	5152.80	5400.95	5727.78	5028.13	5400.40	5648.55	5975.38
	16.5"(419mm)	66"(1676mm)	X4SD-4066-NSNT		5020.24	5407.24	5665.17	6003.00	5283.40	5670.40	5928.33	6266.16
	16.5"(419mm)	72"(1829mm)	X4SD-4072-NSNT		5259.95	5661.68	5929.39	6278.22	5538.67	5940.40	6208.11	6556.94
	16.5"(419mm)	78"(1981mm)	X4SD-4078-NSNT		5518.07	5934.53	6212.02	6571.85	5812.35	6228.81	6506.30	6866.13
	16.5"(419mm)	84"(2134mm)	X4SD-4084-NSNT		5757.78	6188.97	6476.24	6847.07	6067.62	6498.81	6786.08	7156.91
	16.5"(419mm)	90"(2286mm)	X4SD-4090-NSNT		5997.49	6443.41	6740.46	7122.29	6322.89	6768.81	7065.86	7447.69
	16.5"(419mm)	96"(2438mm)	X4SD-4096-NSNT		6237.20	6697.85	7004.68	7397.51	6578.16	7038.81	7345.64	7738.47

Vertical Storage Unit

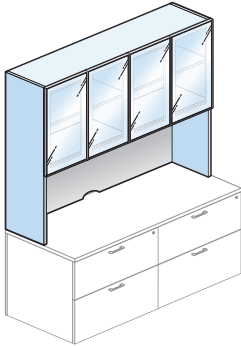
2H Glass Hinged Doors



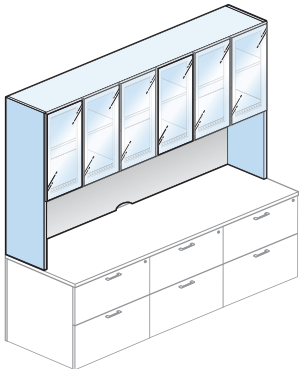
30" and 36" widths
X4SL-NT X5SL-NT
X4SD-NT X6SD-NT



42"-54" widths
X4SL-LT X5SL-LT
X6SL-LT X6SD-LT



60"-72" widths
X4SL-NT X5SL-NT
X4SD-NT X6SD-NT



78"-96" widths
X4SL-NT X5SL-NT
X4SD-NT X6SD-NT

Class RA

Features

- Includes storage cabinet(s) with glass doors, 2"(51mm) integrated light valance, one adjustable shelf, vertical supports and attachment material.
- 42"(1067mm), 48"(1219mm) and 54"(1372mm)W units available with choice of left or right door swing for single door.
- 23.375"(594mm) clearance between top of worksurface and bottom of light valance.
- Locks not available.
- Glass door includes metal frame with powdercoat finish on back side of door.
- The underside of the cabinet and front of lower section:
 - High-Pressure Laminate - the underside of the cabinet and front of lower section is finished.
 - Wood - the underside of the cabinet is finished, the lower section is unfinished.
- Standard unfinished two-piece back.
- Unfinished clearcoat wireway scallop in bottom center of back panel.
- One interior .75"(19mm) thick wood shelf with ±1.25"(32mm) adjustment range.
- Glass doors will be field installed.

Specification Tips

- Not for use on a freestanding or standalone desk.
- Designed to stack on equal width credenza, 2H storage cabinet or 2H lateral file. Refer to Stack-on Application Rules in Specification Guide.
- Accommodates separately specified tackboards and lighting accessories. Tackboard will block the ability to drop cords down or bring power to the surface. Use field installed grommets for power access.
- Aligns with 6H storage units.
- Wood units are not designed for applications where the back of unit is visible.

To Order, Specify:

1) Product number, including:

1 Single Door Swing Orientation:
(42", 48" and 54"W only)

L Left-hand

R Right-hand

2) Finish code (laminate or wood).

3) Laminate edge trim color
(if laminate specified).

4) Glass code.

5) Trim color for glass frame.

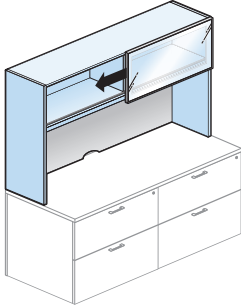
Vertical Storage Unit

2H Glass Hinged Doors

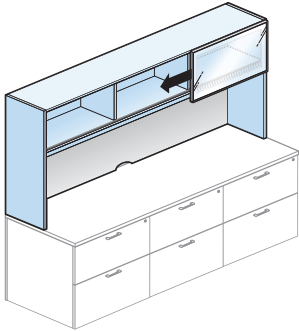
Height	Depth	Width	Number	①	HPL A Glass				HPL B Glass			
					A	C	D	H	A	C	D	H
Letter Depth												
52.5"(1334mm)	14"(356mm)	30"(762mm)	X5SL-5230-NSNT		\$ 3572.55	\$ 4066.26	\$ 4395.65	\$ 4813.37	\$ 3661.23	\$ 4154.94	\$ 4484.33	\$ 4902.05
	14"(356mm)	36"(914mm)	X5SL-5236-NSNT		3783.83	4292.27	4631.44	5060.16	3885.86	4394.30	4733.47	5162.19
	14"(356mm)	42"(1067mm)	X5SL-5242-NS T		4013.52	4536.69	4885.64	5325.36	4128.90	4652.07	5001.02	5440.74
	14"(356mm)	48"(1219mm)	X5SL-5248-NS T		4224.80	4762.70	5121.43	5572.15	4353.53	4891.43	5250.16	5700.88
	14"(356mm)	54"(1372mm)	X5SL-5254-NS T		4436.08	4988.71	5357.22	5818.94	4578.16	5130.79	5499.30	5961.02
	14"(356mm)	60"(1524mm)	X5SL-5260-NSNT		4647.36	5214.72	5593.01	6065.73	4802.79	5370.15	5748.44	6221.16
	14"(356mm)	66"(1676mm)	X5SL-5266-NSNT		4858.64	5440.73	5828.80	6312.52	5027.42	5609.51	5997.58	6481.30
	14"(356mm)	72"(1829mm)	X5SL-5272-NSNT		5069.92	5666.74	6064.59	6559.31	5252.05	5848.87	6246.72	6741.44
	14"(356mm)	78"(1981mm)	X5SL-5278-NSNT		5299.61	5911.16	6318.79	6824.51	5495.09	6106.64	6514.27	7019.99
	14"(356mm)	84"(2134mm)	X5SL-5284-NSNT		5510.89	6137.17	6554.58	7071.30	5719.72	6346.00	6763.41	7280.13
	14"(356mm)	90"(2286mm)	X5SL-5290-NSNT		5722.17	6363.18	6790.37	7318.09	5944.35	6585.36	7012.55	7540.27
	14"(356mm)	96"(2438mm)	X5SL-5296-NSNT		5933.45	6589.19	7026.16	7564.88	6168.98	6824.72	7261.69	7800.41
Legal Depth												
52.5"(1334mm)	16.5"(419mm)	30"(762mm)	X5SD-5230-NSNT		\$ 3739.88	\$ 4233.59	\$ 4562.98	\$ 4980.70	\$ 3841.93	\$ 4335.64	\$ 4665.03	\$ 5082.75
	16.5"(419mm)	36"(914mm)	X5SD-5236-NSNT		3951.16	4459.60	4798.77	5227.49	4066.56	4575.00	4914.17	5342.89
	16.5"(419mm)	42"(1067mm)	X5SD-5242-NS T		4180.85	4704.02	5052.97	5492.69	4309.60	4832.77	5181.72	5621.44
	16.5"(419mm)	48"(1219mm)	X5SD-5248-NS T		4392.13	4930.03	5288.76	5739.48	4534.23	5072.13	5430.86	5881.58
	16.5"(419mm)	54"(1372mm)	X5SD-5254-NS T		4603.41	5156.04	5524.55	5986.27	4758.86	5311.49	5680.00	6141.72
	16.5"(419mm)	60"(1524mm)	X5SD-5260-NSNT		4814.69	5382.05	5760.34	6233.06	4983.49	5550.85	5929.14	6401.86
	16.5"(419mm)	66"(1676mm)	X5SD-5266-NSNT		5025.97	5608.06	5996.13	6479.85	5208.12	5790.21	6178.28	6662.00
	16.5"(419mm)	72"(1829mm)	X5SD-5272-NSNT		5237.25	5834.07	6231.92	6726.64	5432.75	6029.57	6427.42	6922.14
	16.5"(419mm)	78"(1981mm)	X5SD-5278-NSNT		5466.94	6078.49	6486.12	6991.84	5675.79	6287.34	6694.97	7200.69
	16.5"(419mm)	84"(2134mm)	X5SD-5284-NSNT		5678.22	6304.50	6721.91	7238.63	5900.42	6526.70	6944.11	7460.83
	16.5"(419mm)	90"(2286mm)	X5SD-5290-NSNT		5889.50	6530.51	6957.70	7485.42	6125.05	6766.06	7193.25	7720.97
	16.5"(419mm)	96"(2438mm)	X5SD-5296-NSNT		6100.78	6756.52	7193.49	7732.21	6349.68	7005.42	7442.39	7981.11
Height	Depth	Width	Number	①	Wood A Glass				Wood B Glass			
					A	C	D	H	A	C	D	H
Letter Depth												
52.5"(1334mm)	14"(356mm)	30"(762mm)	X4SL-5230-NSNT		\$ 4384.14	\$ 4877.85	\$ 5207.24	\$ 5624.96	\$ 4573.20	\$ 5066.91	\$ 5396.30	\$ 5814.02
	14"(356mm)	36"(914mm)	X4SL-5236-NSNT		4682.41	5190.85	5530.02	5958.74	4892.81	5401.25	5740.42	6169.14
	14"(356mm)	42"(1067mm)	X4SL-5242-NS T		4999.09	5522.26	5871.21	6310.93	5230.83	5754.00	6102.95	6542.67
	14"(356mm)	48"(1219mm)	X4SL-5248-NS T		5297.36	5835.26	6193.99	6644.71	5550.44	6088.34	6447.07	6897.79
	14"(356mm)	54"(1372mm)	X4SL-5254-NS T		5595.63	6148.26	6516.77	6978.49	5870.05	6422.68	6791.19	7252.91
	14"(356mm)	60"(1524mm)	X4SL-5260-NSNT		5893.90	6461.26	6839.55	7312.27	6189.66	6757.02	7135.31	7608.03
	14"(356mm)	66"(1676mm)	X4SL-5266-NSNT		6192.17	6774.26	7162.33	7646.05	6509.27	7091.36	7479.43	7963.15
	14"(356mm)	72"(1829mm)	X4SL-5272-NSNT		6490.44	7087.26	7485.11	7979.83	6828.88	7425.70	7823.55	8318.27
	14"(356mm)	78"(1981mm)	X4SL-5278-NSNT		6807.12	7418.67	7826.30	8332.02	7166.90	7778.45	8186.08	8691.80
	14"(356mm)	84"(2134mm)	X4SL-5284-NSNT		7105.39	7731.67	8149.08	8665.80	7486.51	8112.79	8530.20	9046.92
	14"(356mm)	90"(2286mm)	X4SL-5290-NSNT		7403.66	8044.67	8471.86	8999.58	7806.12	8447.13	8874.32	9402.04
	14"(356mm)	96"(2438mm)	X4SL-5296-NSNT		7701.93	8357.67	8794.64	9333.36	8125.73	8781.47	9218.44	9757.16
Legal Depth												
52.5"(1334mm)	16.5"(419mm)	30"(762mm)	X4SD-5230-NSNT		\$ 4610.05	\$ 5103.76	\$ 5433.15	\$ 5850.87	\$ 4821.66	\$ 5315.37	\$ 5644.76	\$ 6062.48
	16.5"(419mm)	36"(914mm)	X4SD-5236-NSNT		4908.32	5416.76	5755.93	6184.65	5141.27	5649.71	5988.88	6417.60
	16.5"(419mm)	42"(1067mm)	X4SD-5242-NS T		5225.00	5748.17	6097.12	6536.84	5479.29	6002.46	6351.41	6791.13
	16.5"(419mm)	48"(1219mm)	X4SD-5248-NS T		5523.27	6061.17	6419.90	6870.62	5798.90	6336.80	6695.53	7146.25
	16.5"(419mm)	54"(1372mm)	X4SD-5254-NS T		5821.54	6374.17	6742.68	7204.40	6118.51	6671.14	7039.65	7501.37
	16.5"(419mm)	60"(1524mm)	X4SD-5260-NSNT		6119.81	6687.17	7065.46	7538.18	6438.12	7005.48	7383.77	7856.49
	16.5"(419mm)	66"(1676mm)	X4SD-5266-NSNT		6418.08	7000.17	7388.24	7871.96	6757.73	7339.82	7727.89	8211.61
	16.5"(419mm)	72"(1829mm)	X4SD-5272-NSNT		6716.35	7313.17	7711.02	8205.74	7077.34	7674.16	8072.01	8566.73
	16.5"(419mm)	78"(1981mm)	X4SD-5278-NSNT		7033.03	7644.58	8052.21	8557.93	7415.36	8026.91	8434.54	8940.26
	16.5"(419mm)	84"(2134mm)	X4SD-5284-NSNT		7331.30	7957.58	8374.99	8891.71	7734.97	8361.25	8778.66	9295.38
	16.5"(419mm)	90"(2286mm)	X4SD-5290-NSNT		7629.57	8270.58	8697.77	9225.49	8054.58	8695.59	9122.78	9650.50
	16.5"(419mm)	96"(2438mm)	X4SD-5296-NSNT		7927.84	8583.58	9020.55	9559.27	8374.19	9029.93	9466.90	10005.62

Vertical Storage Unit

1H Glass Sliding Door



30"-72" widths



78"-90" widths
 X4LL-NT
 X4LD-NT
 X6LL-NT
 X6LD-NT
 Class RA

Features

- Includes storage cabinet(s) with one glass sliding door, 2"(51mm) integrated light valance, vertical supports and attachment material.
- Units 30"-72"(762mm-1829mm)W include two equal width sections divided by one inset intermediate center support.
- Units 78"-96"(1981mm-2438mm)W include three equal width sections divided by two inset intermediate center supports.
- Locks not available.
- Glass door includes metal frame with powdercoat finish on back side of door.
- Includes internally mounted sliding door track top and bottom with bumpers at each end.
- 23.375"(594mm) clearance between top of worksurface and bottom of light valance.
- The underside of the cabinet and front of lower section:
 - High-Pressure Laminate - the underside of the cabinet and front of lower section is finished.
 - Wood - the underside of the cabinet is finished, the lower section is unfinished.
- Standard unfinished two-piece back.
- Unfinished clearcoat wireway scallop in bottom center of back panel.
- Glass doors will be field installed.

Specification Tips

- Not for use on a freestanding or standalone desk.
- Designed to stack on equal width credenza, 2H storage cabinet or 2H lateral file. Refer to Stack-on Application Rules in Specification Guide.
- Accommodates separately specified tackboards and lighting accessories. Tackboard will block the ability to drop cords down or bring power to the surface. Use field installed grommets for power access.
- Aligns with 5H storage units.
- Only back-painted glass available as standard; specifying alternate glass may allow for the light valance and hardware to be visible.
- Wood units are not designed for applications where the back of unit is visible.

To Order, Specify:

- 1) Product number.
- 2) Finish code (laminate or wood).
- 3) Laminate edge trim color (if laminate specified).
- 4) Glass code.
- 5) Trim color for glass frame.

Vertical Storage Unit

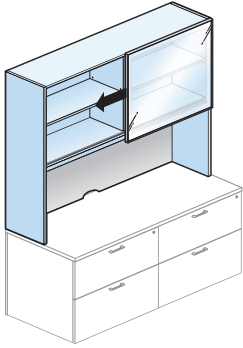
1H Glass Sliding Door

Height	Depth	Width	Number	①	HPL A Glass				HPL B Glass			
					A	C	D	H	A	C	D	H
Letter Depth												
39.875"(1013mm)	14"(356mm)	30"(762mm)	X5LL-4030-NSNT		\$2406.08	\$2623.27	\$2768.12	\$2930.53	\$2473.01	\$2690.20	\$2835.05	\$2997.46
	14"(356mm)	36"(914mm)	X5LL-4036-NSNT		2573.18	2803.30	2956.77	3130.92	2650.14	2880.26	3033.73	3207.88
	14"(356mm)	42"(1067mm)	X5LL-4042-NSNT		2758.69	3001.74	3163.83	3349.72	2845.68	3088.73	3250.82	3436.71
	14"(356mm)	48"(1219mm)	X5LL-4048-NSNT		2925.79	3181.77	3352.48	3550.11	3022.81	3278.79	3449.50	3647.13
	14"(356mm)	54"(1372mm)	X5LL-4054-NSNT		3092.89	3361.80	3541.13	3750.50	3199.94	3468.85	3648.18	3857.55
	14"(356mm)	60"(1524mm)	X5LL-4060-NSNT		3259.99	3541.83	3729.78	3950.89	3377.07	3658.91	3846.86	4067.97
	14"(356mm)	66"(1676mm)	X5LL-4066-NSNT		3427.09	3721.86	3918.43	4151.28	3554.20	3848.97	4045.54	4278.39
	14"(356mm)	72"(1829mm)	X5LL-4072-NSNT		3594.19	3901.89	4107.08	4351.67	3731.33	4039.03	4244.22	4488.81
	14"(356mm)	78"(1981mm)	X5LL-4078-NSNT		3779.70	4100.33	4314.14	4570.47	3926.87	4247.50	4461.31	4717.64
	14"(356mm)	84"(2134mm)	X5LL-4084-NSNT		3946.80	4280.36	4502.79	4770.86	4104.00	4437.56	4659.99	4928.06
	14"(356mm)	90"(2286mm)	X5LL-4090-NSNT		4113.90	4460.39	4691.44	4971.25	4281.13	4627.62	4858.67	5138.48
	14"(356mm)	96"(2438mm)	X5LL-4096-NSNT		4281.00	4640.42	4880.09	5171.64	4458.26	4817.68	5057.35	5348.90
Legal Depth												
39.875"(1013mm)	16.5"(419mm)	30"(762mm)	X5LD-4030-NSNT		\$2573.41	\$2790.60	\$2935.45	\$3097.86	\$2653.71	\$2870.90	\$3015.75	\$3178.16
	16.5"(419mm)	36"(914mm)	X5LD-4036-NSNT		2740.51	2970.63	3124.10	3298.25	2830.84	3060.96	3214.43	3388.58
	16.5"(419mm)	42"(1067mm)	X5LD-4042-NSNT		2926.02	3169.07	3331.16	3517.05	3026.38	3269.43	3431.52	3617.41
	16.5"(419mm)	48"(1219mm)	X5LD-4048-NSNT		3093.12	3349.10	3519.81	3717.44	3203.51	3459.49	3630.20	3827.83
	16.5"(419mm)	54"(1372mm)	X5LD-4054-NSNT		3260.22	3529.13	3708.46	3917.83	3380.64	3649.55	3828.88	4038.25
	16.5"(419mm)	60"(1524mm)	X5LD-4060-NSNT		3427.32	3709.16	3897.11	4118.22	3557.77	3839.61	4027.56	4248.67
	16.5"(419mm)	66"(1676mm)	X5LD-4066-NSNT		3594.42	3889.19	4085.76	4318.61	3734.90	4029.67	4226.24	4459.09
	16.5"(419mm)	72"(1829mm)	X5LD-4072-NSNT		3761.52	4069.22	4274.41	4519.00	3912.03	4219.73	4424.92	4669.51
	16.5"(419mm)	78"(1981mm)	X5LD-4078-NSNT		3947.03	4267.66	4481.47	4737.80	4107.57	4428.20	4642.01	4898.34
	16.5"(419mm)	84"(2134mm)	X5LD-4084-NSNT		4114.13	4447.69	4670.12	4938.19	4284.70	4618.26	4840.69	5108.76
	16.5"(419mm)	90"(2286mm)	X5LD-4090-NSNT		4281.23	4627.72	4858.77	5138.58	4461.83	4808.32	5039.37	5319.18
	16.5"(419mm)	96"(2438mm)	X5LD-4096-NSNT		4448.33	4807.75	5047.42	5338.97	4638.96	4998.38	5238.05	5529.60

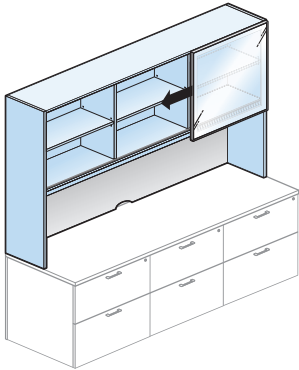
Height	Depth	Width	Number	①	Wood A Glass				Wood B Glass			
					A	C	D	H	A	C	D	H
Letter Depth												
39.875"(1013mm)	14"(356mm)	30"(762mm)	X4LL-4030-NSNT		\$3075.43	\$3292.62	\$3437.47	\$3599.88	\$3222.68	\$3439.87	\$3584.72	\$3747.13
	14"(356mm)	36"(914mm)	X4LL-4036-NSNT		3309.47	3539.59	3693.06	3867.21	3472.28	3702.40	3855.87	4030.02
	14"(356mm)	42"(1067mm)	X4LL-4042-NSNT		3561.92	3804.97	3967.06	4152.95	3740.29	3983.34	4145.43	4331.32
	14"(356mm)	48"(1219mm)	X4LL-4048-NSNT		3795.96	4051.94	4222.65	4420.28	3989.89	4245.87	4416.58	4614.21
	14"(356mm)	54"(1372mm)	X4LL-4054-NSNT		4030.00	4298.91	4478.24	4687.61	4239.49	4508.40	4687.73	4897.10
	14"(356mm)	60"(1524mm)	X4LL-4060-NSNT		4264.04	4545.88	4733.83	4954.94	4489.09	4770.93	4958.88	5179.99
	14"(356mm)	66"(1676mm)	X4LL-4066-NSNT		4498.08	4792.85	4989.42	5222.27	4738.69	5033.46	5230.03	5462.88
	14"(356mm)	72"(1829mm)	X4LL-4072-NSNT		4732.12	5039.82	5245.01	5489.60	4988.29	5295.99	5501.18	5745.77
	14"(356mm)	78"(1981mm)	X4LL-4078-NSNT		4984.57	5305.20	5519.01	5775.34	5256.30	5576.93	5790.74	6047.07
	14"(356mm)	84"(2134mm)	X4LL-4084-NSNT		5218.61	5552.17	5774.60	6042.67	5505.90	5839.46	6061.89	6329.96
	14"(356mm)	90"(2286mm)	X4LL-4090-NSNT		5452.65	5799.14	6030.19	6310.00	5755.50	6101.99	6333.04	6612.85
	14"(356mm)	96"(2438mm)	X4LL-4096-NSNT		5686.69	6046.11	6285.78	6577.33	6005.10	6364.52	6604.19	6895.74
Legal Depth												
39.875"(1013mm)	16.5"(419mm)	30"(762mm)	X4LD-4030-NSNT		\$3301.34	\$3518.53	\$3663.38	\$3825.79	\$3471.14	\$3688.33	\$3833.18	\$3995.59
	16.5"(419mm)	36"(914mm)	X4LD-4036-NSNT		3535.38	3765.50	3918.97	4093.12	3720.74	3950.86	4104.33	4278.48
	16.5"(419mm)	42"(1067mm)	X4LD-4042-NSNT		3787.83	4030.88	4192.97	4378.86	3988.75	4231.80	4393.89	4579.78
	16.5"(419mm)	48"(1219mm)	X4LD-4048-NSNT		4021.87	4277.85	4448.56	4646.19	4238.35	4494.33	4665.04	4862.67
	16.5"(419mm)	54"(1372mm)	X4LD-4054-NSNT		4255.91	4524.82	4704.15	4913.52	4487.95	4756.86	4936.19	5145.56
	16.5"(419mm)	60"(1524mm)	X4LD-4060-NSNT		4489.95	4771.79	4959.74	5180.85	4737.55	5019.39	5207.34	5428.45
	16.5"(419mm)	66"(1676mm)	X4LD-4066-NSNT		4723.99	5018.76	5215.33	5448.18	4987.15	5281.92	5478.49	5711.34
	16.5"(419mm)	72"(1829mm)	X4LD-4072-NSNT		4958.03	5265.73	5470.92	5715.51	5236.75	5544.45	5749.64	5994.23
	16.5"(419mm)	78"(1981mm)	X4LD-4078-NSNT		5210.48	5531.11	5744.92	6001.25	5504.76	5825.39	6039.20	6295.53
	16.5"(419mm)	84"(2134mm)	X4LD-4084-NSNT		5444.52	5778.08	6000.51	6268.58	5754.36	6087.92	6310.35	6578.42
	16.5"(419mm)	90"(2286mm)	X4LD-4090-NSNT		5678.56	6025.05	6256.10	6535.91	6003.96	6350.45	6581.50	6861.31
	16.5"(419mm)	96"(2438mm)	X4LD-4096-NSNT		5912.60	6272.02	6511.69	6803.24	6253.56	6612.98	6852.65	7144.20

Vertical Storage Unit

2H Glass Sliding Door



30"-72" widths



78"-90" widths
 X4LL-NT
 X4LD-NT
 X6LL-NT
 X6LD-NT
 Class RA

Features

- Includes storage cabinet(s) with one glass sliding door, 2"(51mm) integrated light valance, one adjustable shelf, vertical supports and attachment material.
- Unfinished clearcoat wireway scallop in bottom center of back panel.
- Units 30"-72"(762mm-1829mm)W include two equal width sections divided by one inset intermediate center support.
- Units 78"-96"(1981mm-2438mm)W include three equal width sections divided by two inset intermediate center supports.
- Sliding door width is equal to one section width (one-half or one-third of unit width).
- Locks not available.
- Glass door includes metal frame with powdercoat finish on back side of door.
- Includes internally mounted sliding door track top and bottom with bumpers at each end.
- 23.375"(594mm) clearance between top of worksurface and bottom of light valance.
- The underside of the cabinet and front of lower section:
 - High-Pressure Laminate - the underside of the cabinet and front of lower section is finished.
 - Wood - the underside of the cabinet is finished, the lower section is unfinished.
- Standard unfinished two-piece back.
- One interior .75"(19mm) thick wood shelf with ±1.25"(32mm) adjustment range.
- Glass doors will be field installed.

Specification Tips

- Not for use on a freestanding or standalone desk.
- Designed to stack on equal width credenza, 2H storage cabinet or 2H lateral file. Refer to Stack-on Application Rules in Specification Guide.
- Accommodates separately specified tackboards and lighting accessories. Tackboard will block the ability to drop cords down or bring power to the surface. Use field installed grommets for power access.
- Aligns with 6H storage units.
- Only back-painted glass available as standard; specifying alternate glass may allow for the light valance and hardware to be visible.
- Wood units are not designed for applications where the back of unit is visible.

To Order, Specify:

- 1) Product number.
- 2) Finish code (laminate or wood).
- 3) Laminate edge trim color (if laminate specified).
- 4) Glass code.
- 5) Trim color for glass frame.

Vertical Storage Unit

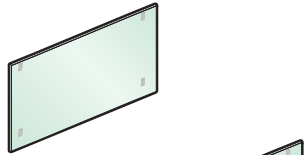
2H Glass Sliding Door

Height	Depth	Width	Number	①	HPL A Glass				HPL B Glass			
					A	C	D	H	A	C	D	H
Letter Depth												
52.5"(1334mm)	14"(356mm)	30"(762mm)	X5LL-5230-NSNT		\$3094.39	\$3439.59	\$3669.89	\$3948.64	\$ 3183.07	\$ 3528.27	\$ 3758.57	\$ 4037.32
	14"(356mm)	36"(914mm)	X5LL-5236-NSNT		3300.00	3658.13	3897.05	4187.54	3402.03	3760.16	3999.08	4289.57
	14"(356mm)	42"(1067mm)	X5LL-5242-NSNT		3524.02	3895.08	4142.62	4444.85	3639.40	4010.46	4258.00	4560.23
	14"(356mm)	48"(1219mm)	X5LL-5248-NSNT		3729.63	4113.62	4369.78	4683.75	3858.36	4242.35	4498.51	4812.48
	14"(356mm)	54"(1372mm)	X5LL-5254-NSNT		3935.24	4332.16	4596.94	4922.65	4077.32	4474.24	4739.02	5064.73
	14"(356mm)	60"(1524mm)	X5LL-5260-NSNT		4140.85	4550.70	4824.10	5161.55	4296.28	4706.13	4979.53	5316.98
	14"(356mm)	66"(1676mm)	X5LL-5266-NSNT		4346.46	4769.24	5051.26	5400.45	4515.24	4938.02	5220.04	5569.23
	14"(356mm)	72"(1829mm)	X5LL-5272-NSNT		4552.07	4987.78	5278.42	5639.35	4734.20	5169.91	5460.55	5821.48
	14"(356mm)	78"(1981mm)	X5LL-5278-NSNT		4776.09	5224.73	5523.99	5896.66	4971.57	5420.21	5719.47	6092.14
	14"(356mm)	84"(2134mm)	X5LL-5284-NSNT		4981.70	5443.27	5751.15	6135.56	5190.53	5652.10	5959.98	6344.39
	14"(356mm)	90"(2286mm)	X5LL-5290-NSNT		5187.31	5661.81	5978.31	6374.46	5409.49	5883.99	6200.49	6596.64
	14"(356mm)	96"(2438mm)	X5LL-5296-NSNT		5392.92	5880.35	6205.47	6613.36	5628.45	6115.88	6441.00	6848.89
Legal Depth												
52.5"(1334mm)	16.5"(419mm)	30"(762mm)	X5LD-5230-NSNT		\$ 3261.72	\$3606.92	\$ 3837.22	\$ 4115.97	\$3363.77	\$ 3708.97	\$3939.27	\$ 4218.02
	16.5"(419mm)	36"(914mm)	X5LD-5236-NSNT		3467.33	3825.46	4064.38	4354.87	3582.73	3940.86	4179.78	4470.27
	16.5"(419mm)	42"(1067mm)	X5LD-5242-NSNT		3691.35	4062.41	4309.95	4612.18	3820.10	4191.16	4438.70	4740.93
	16.5"(419mm)	48"(1219mm)	X5LD-5248-NSNT		3896.96	4280.95	4537.11	4851.08	4039.06	4423.05	4679.21	4993.18
	16.5"(419mm)	54"(1372mm)	X5LD-5254-NSNT		4102.57	4499.49	4764.27	5089.98	4258.02	4654.94	4919.72	5245.43
	16.5"(419mm)	60"(1524mm)	X5LD-5260-NSNT		4308.18	4718.03	4991.43	5328.88	4476.98	4886.83	5160.23	5497.68
	16.5"(419mm)	66"(1676mm)	X5LD-5266-NSNT		4513.79	4936.57	5218.59	5567.78	4695.94	5118.72	5400.74	5749.93
	16.5"(419mm)	72"(1829mm)	X5LD-5272-NSNT		4719.40	5155.11	5445.75	5806.68	4914.90	5350.61	5641.25	6002.18
	16.5"(419mm)	78"(1981mm)	X5LD-5278-NSNT		4943.42	5392.06	5691.32	6063.99	5152.27	5600.91	5900.17	6272.84
	16.5"(419mm)	84"(2134mm)	X5LD-5284-NSNT		5149.03	5610.60	5918.48	6302.89	5371.23	5832.80	6140.68	6525.09
	16.5"(419mm)	90"(2286mm)	X5LD-5290-NSNT		5354.64	5829.14	6145.64	6541.79	5590.19	6064.69	6381.19	6777.34
	16.5"(419mm)	96"(2438mm)	X5LD-5296-NSNT		5560.25	6047.68	6372.80	6780.69	5809.15	6296.58	6621.70	7029.59

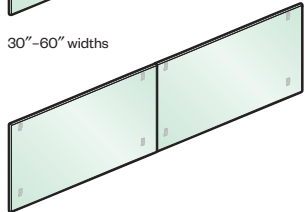
Height	Depth	Width	Number	①	Wood A Glass				Wood B Glass			
					A	C	D	H	A	C	D	H
Letter Depth												
52.5"(1334mm)	14"(356mm)	30"(762mm)	X4LL-5230-NSNT		\$3905.98	\$ 4251.18	\$ 4481.48	\$4760.23	\$4095.04	\$4440.24	\$4670.54	\$4949.29
	14"(356mm)	36"(914mm)	X4LL-5236-NSNT		4198.58	4556.71	4795.63	5086.12	4408.98	4767.11	5006.03	5296.52
	14"(356mm)	42"(1067mm)	X4LL-5242-NSNT		4509.59	4880.65	5128.19	5430.42	4741.33	5112.39	5359.93	5662.16
	14"(356mm)	48"(1219mm)	X4LL-5248-NSNT		4802.19	5186.18	5442.34	5756.31	5055.27	5439.26	5695.42	6009.39
	14"(356mm)	54"(1372mm)	X4LL-5254-NSNT		5094.79	5491.71	5756.49	6082.20	5369.21	5766.13	6030.91	6356.62
	14"(356mm)	60"(1524mm)	X4LL-5260-NSNT		5387.39	5797.24	6070.64	6408.09	5683.15	6093.00	6366.40	6703.85
	14"(356mm)	66"(1676mm)	X4LL-5266-NSNT		5679.99	6102.77	6384.79	6733.98	5997.09	6419.87	6701.89	7051.08
	14"(356mm)	72"(1829mm)	X4LL-5272-NSNT		5972.59	6408.30	6698.94	7059.87	6311.03	6746.74	7037.38	7398.31
	14"(356mm)	78"(1981mm)	X4LL-5278-NSNT		6283.60	6732.24	7031.50	7404.17	6643.38	7092.02	7391.28	7763.95
	14"(356mm)	84"(2134mm)	X4LL-5284-NSNT		6576.20	7037.77	7345.65	7730.06	6957.32	7418.89	7726.77	8111.18
	14"(356mm)	90"(2286mm)	X4LL-5290-NSNT		6868.80	7343.30	7659.80	8055.95	7271.26	7745.76	8062.26	8458.41
	14"(356mm)	96"(2438mm)	X4LL-5296-NSNT		7161.40	7648.83	7973.95	8381.84	7585.20	8072.63	8397.75	8805.64
Legal Depth												
52.5"(1334mm)	16.5"(419mm)	30"(762mm)	X4LD-5230-NSNT		\$ 4131.89	\$ 4477.09	\$ 4707.39	\$4986.14	\$4343.50	\$4688.70	\$ 4919.00	\$ 5197.75
	16.5"(419mm)	36"(914mm)	X4LD-5236-NSNT		4424.49	4782.62	5021.54	5312.03	4657.44	5015.57	5254.49	5544.98
	16.5"(419mm)	42"(1067mm)	X4LD-5242-NSNT		4735.50	5106.56	5354.10	5656.33	4989.79	5360.85	5608.39	5910.62
	16.5"(419mm)	48"(1219mm)	X4LD-5248-NSNT		5028.10	5412.09	5668.25	5982.22	5303.73	5687.72	5943.88	6257.85
	16.5"(419mm)	54"(1372mm)	X4LD-5254-NSNT		5320.70	5717.62	5982.40	6308.11	5617.67	6014.59	6279.37	6605.08
	16.5"(419mm)	60"(1524mm)	X4LD-5260-NSNT		5613.30	6023.15	6296.55	6634.00	5931.61	6341.46	6614.86	6952.31
	16.5"(419mm)	66"(1676mm)	X4LD-5266-NSNT		5905.90	6328.68	6610.70	6959.89	6245.55	6668.33	6950.35	7299.54
	16.5"(419mm)	72"(1829mm)	X4LD-5272-NSNT		6198.50	6634.21	6924.85	7285.78	6559.49	6995.20	7285.84	7646.77
	16.5"(419mm)	78"(1981mm)	X4LD-5278-NSNT		6509.51	6958.15	7257.41	7630.08	6891.84	7340.48	7639.74	8012.41
	16.5"(419mm)	84"(2134mm)	X4LD-5284-NSNT		6802.11	7263.68	7571.56	7955.97	7205.78	7667.35	7975.23	8359.64
	16.5"(419mm)	90"(2286mm)	X4LD-5290-NSNT		7094.71	7569.21	7885.71	8281.86	7519.72	7994.22	8310.72	8706.87
	16.5"(419mm)	96"(2438mm)	X4LD-5296-NSNT		7387.31	7874.74	8199.86	8607.75	7833.66	8321.09	8646.21	9054.10

Vertical Storage Unit Tackboard

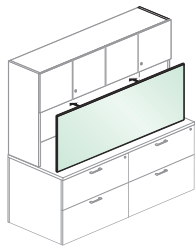
Fabric



30"-60" widths



66"-96" widths



MTVD
Class RA

Features

- Tackboards over 60"(1524mm)W include two fabric sections.

Specification Tips

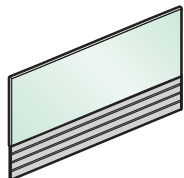
- Designed to mount on lower back panel of vertical storage unit.
- Tackboard widths are nominal; Catalog Number indicates width of Vertical Storage Unit for which the tackboard is to be used.

To Order, Specify:

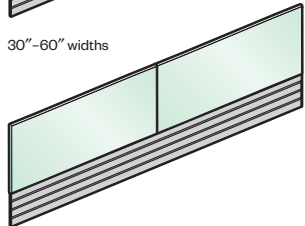
- 1) Product number.
- 2) Fabric code.

Height	Width	Number	Fabric		
			A	B	C
24"(610mm)	27.5"(699mm)	MTVD-2430	\$ 418.01	\$ 467.11	\$ 522.54
	33.5"(851mm)	MTVD-2436	446.35	499.72	559.92
	39.5"(1003mm)	MTVD-2442	474.69	532.33	597.30
	45.5"(1156mm)	MTVD-2448	503.03	564.94	634.68
	51.5"(1308mm)	MTVD-2454	531.37	597.55	672.06
	57.5"(1461mm)	MTVD-2460	559.71	630.16	709.44
	63.5"(1613mm)	MTVD-2466	715.42	822.84	944.15
	69.5"(1765mm)	MTVD-2472	780.18	897.32	1029.61
	75.5"(1918mm)	MTVD-2478	844.94	971.80	1115.07
	81.5"(2070mm)	MTVD-2484	909.70	1046.28	1200.53
	87.5"(2223mm)	MTVD-2490	974.46	1120.76	1285.99
	93.5"(2375mm)	MTVD-2496	1039.22	1195.24	1371.45

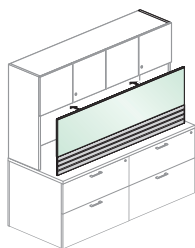
Fabric and Slat Rail



30"-60" widths



66"-96" widths



MTSV
Class RA

Features

- Includes fabric covered tackboard(s) with slat rail. Tackboards over 60"(1524mm)W include two fabric sections.
- Optional slat rail is one full-width section.

Specification Tips

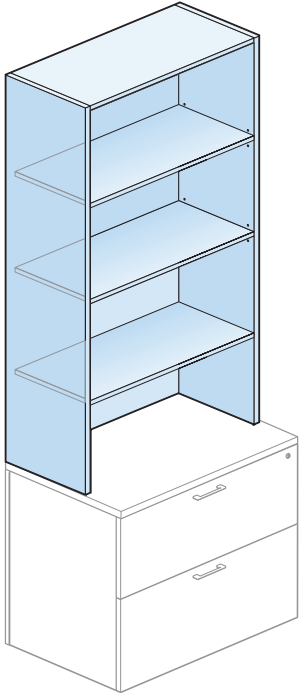
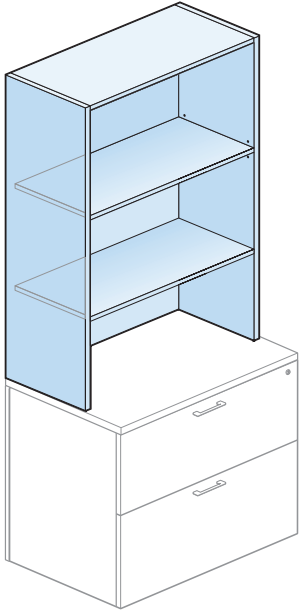
- Designed to mount on lower back panel of vertical storage unit.
- Slat rail accommodates separately specified Belong work tools.
- Tackboard widths are nominal; Catalog Number indicates width of Vertical Storage Unit for which the tackboard is to be used.

To Order, Specify:

- 1) Product number.
- 2) Fabric code.
- 3) Trim code for slat rail.

Height	Width	Number	Fabric		
			A	B	C
24"(610mm)	27.5"(699mm)	MTSV-2430	\$ 667.79	\$ 688.68	\$ 702.57
	33.5"(851mm)	MTSV-2436	711.35	733.41	748.27
	39.5"(1003mm)	MTSV-2442	754.91	778.14	793.97
	45.5"(1156mm)	MTSV-2448	798.47	822.87	839.67
	51.5"(1308mm)	MTSV-2454	842.03	867.60	885.37
	51.5"(1308mm)	MTSV-2460	885.59	912.33	931.07
	63.5"(1613mm)	MTSV-2466	1014.57	1048.26	1073.63
	69.5"(1765mm)	MTSV-2472	1097.75	1134.19	1161.51
	75.5"(1918mm)	MTSV-2478	1180.93	1220.12	1249.39
	81.5"(2070mm)	MTSV-2484	1264.11	1306.05	1337.27
	87.5"(2223mm)	MTSV-2490	1347.29	1391.98	1425.15
	93.5"(2375mm)	MTSV-2496	1417.57	1487.88	1544.49

Stack-On Bookcase



Features

- Includes unfinished back, one fixed shelf, attachment material and one adjustable shelf for 3H or two adjustable shelves for 4H unit.
- Adjustable .75" (19mm) thick shelf has ±1.25" (32mm) adjustment range.
- Bottom shelf is fixed.
- Shipped assembled.

Specification Tips

- Not for use on a freestanding or standalone desk.
- Predrilled shelf locations do not align with adjacent wall mounted upper storage components.
- 40" (1016mm)H aligns with 5H storage units when stacked on top of 2H storage.
- 52" (1321mm)H aligns with 6H storage units when stacked on top of 2H storage.
- See Stack-on Application Rules in Specification Guide.
- Wood units are not designed for applications where the back of the unit is visible.

To Order, Specify:

- 1) Product number.
- 2) Finish code (laminated or wood).
- 3) Laminate edge trim color (if laminate specified).

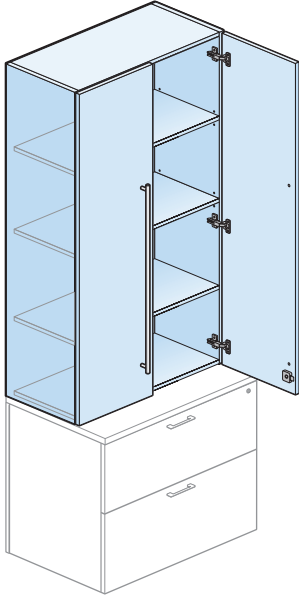
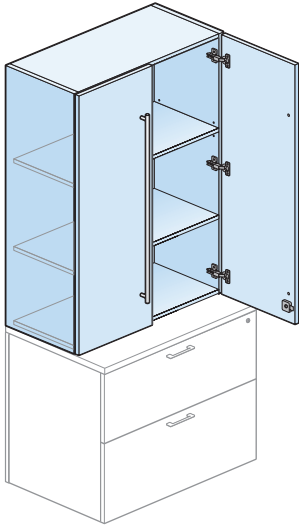
X4KL-SN
 X4KD-SN
 X6KL-SN
 X6KD-SN
 Class RA

Stack-On Bookcase

Nominal Height	Actual Height	Depth	Width	Number	HPL		Wood	
					A	B	A	B
HPL — Letter Depth								
40"(1016mm)	39.9"(1013mm)	14"(356mm)	30"(762mm)	X5KL-4030-NNSN	\$ 2112.32	\$ 2253.47		
		14"(356mm)	36"(914mm)	X5KL-4036-NNSN	2192.22	2335.32		
52"(1321mm)	52.5"(1334mm)	14"(356mm)	30"(762mm)	X5KL-5230-NNSN	\$ 2886.24	\$ 3028.78		
		14"(356mm)	36"(914mm)	X5KL-5236-NNSN	2990.99	3135.48		
HPL — Legal Depth								
40"(1016mm)	39.9"(1013mm)	16.5"(419mm)	30"(762mm)	X5KD-4030-NNSN	\$ 2165.56	\$ 2306.71		
		16.5"(419mm)	36"(914mm)	X5KD-4036-NNSN	2245.46	2388.56		
52"(1321mm)	52.5"(1334mm)	16.5"(419mm)	30"(762mm)	X5KD-5230-NNSN	\$ 2957.22	\$ 3099.76		
		16.5"(419mm)	36"(914mm)	X5KD-5236-NNSN	3061.97	3206.46		
Wood — Letter Depth								
40"(1016mm)	39.9"(1013mm)	14"(356mm)	30"(762mm)	X4KL-4030-NNSN			\$ 3225.69	\$ 3596.80
		14"(356mm)	36"(914mm)	X4KL-4036-NNSN			3305.59	3687.41
52"(1321mm)	52.5"(1334mm)	14"(356mm)	30"(762mm)	X4KL-5230-NNSN			\$ 4168.73	\$ 4650.06
		14"(356mm)	36"(914mm)	X4KL-5236-NNSN			4273.48	4765.52
Wood — Legal Depth								
40"(1016mm)	39.9"(1013mm)	16.5"(419mm)	30"(762mm)	X4KD-4030-NNSN			\$ 3278.93	\$ 3650.04
		16.5"(419mm)	36"(914mm)	X4KD-4036-NNSN			3358.83	3740.65
52"(1321mm)	52.5"(1334mm)	16.5"(419mm)	30"(762mm)	X4KD-5230-NNSN			\$ 4239.71	\$ 4721.04
		16.5"(419mm)	36"(914mm)	X4KD-5236-NNSN			4344.46	4836.50

Stack-On Storage Cabinet

Hinged Doors



X4CL-SW
X4CD-SW
X5CL-SW
X5CD-SW
Class RA

Features

- Includes unfinished back, hinged doors with concealed hinges, attachment material, two adjustable shelves for 3H or three adjustable shelves for 4H unit. Adjustable .75"(19mm) thick shelf has ±1.25"(32mm) adjustment range.
- Door pull options:
 - Bar and Wing pulls available in powdercoat.
 - Linear pulls available in both powdercoat finish and satin nickel. Satin nickel will need to be specified.
 - Classic pulls are available in brushed nickel finish only. Finish code not required.
 - Touch latch option, available with Walnut double cut and Wood Group B finishes, indicates a door equipped with a touch latch.
- Optional lock available; lock plug available in black or chrome.
- For lock options, refer to Lock Program section of the Accessories Price List.
- Shipped assembled.

Specification Tips

- Not for use on a freestanding pedestal desk or desk shell.
- 40"(1016mm)H nominal aligns with 5H storage units when stacked on top of 2H storage.
- 52"(1321mm)H aligns with 6H storage units when stacked on top of 2H storage.
- See Stack-on Application Rules in Specification Guide.
- Wood units are not designed for application where the back of unit is visible.

To Order, Specify:

1) Product number, including:

1 Pull Option:

- F** Touch latch
- B** Bar (add **\$90.95** list)
- 8** Linear
- 9** Classic (add **\$32.10** list)
- W** Wing (add **\$90.95** list)

2 Lock Option:

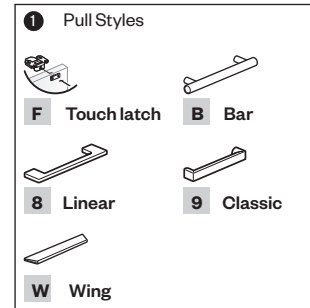
- N** No Lock
- L** Lock (add **\$189.93** list)

2) Finish code (laminated or wood).

3) Laminate edge trim color (if laminate specified).

4) Trim color for painted pull (if specified).

5) Trim color for lock (if specified).



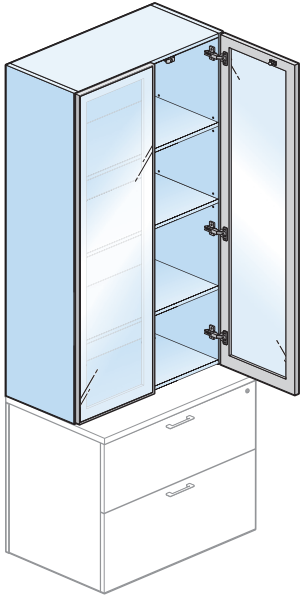
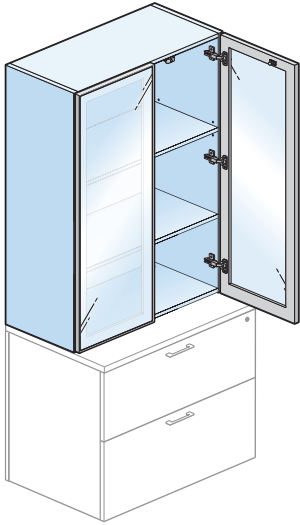
Stack-On Storage Cabinet

Hinged Doors

Nominal Height	Actual Height	Depth	Width	Number ① ②	HPL		Wood		
					A	B	A	B	
HPL — Letter Depth									
40"(1016mm)	39.875"(1013mm)	14"(356mm)	30"(762mm)	X5CL-4030-	■	SL	\$ 2799.10	\$ 2981.81	
		14"(356mm)	36"(914mm)	X5CL-4036-	■	SL	2901.19	3083.90	
52"(1321mm)	52.5"(1334mm)	14"(356mm)	30"(762mm)	X5CL-5230-	■	SL	\$ 3818.88	\$ 4001.59	
		14"(356mm)	36"(914mm)	X5CL-5236-	■	SL	3920.97	4103.68	
HPL — Legal Depth									
40"(1016mm)	39.875"(1013mm)	16.5"(419mm)	30"(762mm)	X5CD-4030-	■	SL	\$ 2887.85	\$ 3070.56	
		16.5"(419mm)	36"(914mm)	X5CD-4036-	■	SL	2989.94	3172.65	
52"(1321mm)	52.5"(1334mm)	16.5"(419mm)	30"(762mm)	X5CD-5230-	■	SL	\$ 3907.63	\$ 4090.34	
		16.5"(419mm)	36"(914mm)	X5CD-5236-	■	SL	4009.72	4192.43	
Wood — Letter Depth									
40"(1016mm)	39.875"(1013mm)	14"(356mm)	30"(762mm)	X4CL-4030-	■	SW		\$ 4321.67	\$ 4825.44
		14"(356mm)	36"(914mm)	X4CL-4036-	■	SW		4423.76	4939.84
52"(1321mm)	52.5"(1334mm)	14"(356mm)	30"(762mm)	X4CL-5230-	■	SW		\$ 5341.45	\$ 5968.20
		14"(356mm)	36"(914mm)	X4CL-5236-	■	SW		5443.54	6082.60
Wood — Legal Depth									
40"(1016mm)	39.875"(1013mm)	16.5"(419mm)	30"(762mm)	X4CD-4030-	■	SW		\$ 4410.42	\$ 4914.19
		16.5"(419mm)	36"(914mm)	X4CD-4036-	■	SW		4512.51	5028.59
52"(1321mm)	52.5"(1334mm)	16.5"(419mm)	30"(762mm)	X4CD-5230-	■	SW		\$ 5430.20	\$ 6056.95
		16.5"(419mm)	36"(914mm)	X4CD-5236-	■	SW		5532.29	6171.35

Stack-On Storage Cabinet

Glass Doors



Features

- Includes unfinished back, glass doors with concealed hinges and touch latch, attachment material, two adjustable shelves for 3H or three adjustable shelves for 4H unit.
- Adjustable .75"(19mm) thick shelf has $\pm 1.25"$ (32mm) adjustment range.
- Glass doors will be field installed.

Specification Tips

- Not for use on a freestanding pedestal desk or desk shell.
- 40"(1016mm)H nominal aligns with 5H storage units when stacked on top of 2H storage.
- 52"(1321mm)H aligns with 6H storage units when stacked on top of 2H storage.
- See Stack-on Application Rules in Specification Guide.
- Wood units are not designed for application where the back of unit is visible.

To Order, Specify:

- 1) Product number.
- 2) Finish code (laminated or wood).
- 3) Laminate edge trim color (if laminate specified).
- 4) Glass code.
- 5) Trim color for glass frame

X4JL-ST
 X4JD-ST
 X5JL-ST
 X5JD-ST
 Class RA

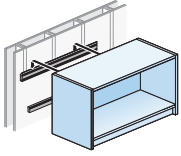
Stack-On Storage Cabinet

Glass Doors

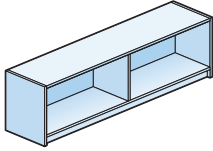
Height	Depth	Width	Number	HPL A Glass				HPL B Glass			
				A	C	D	H	A	C	D	H
HPL — Letter Depth											
39.875"(1013mm)	14"(356mm)	30"(762mm)	X5JL-4030-NNST	\$ 2927.46	\$3956.45	\$ 4241.28	\$ 4810.92	\$ 3161.49	\$ 4190.48	\$ 4475.31	\$5044.95
	14"(356mm)	36"(914mm)	X5JL-4036-NNST	3016.21	4045.20	4330.03	4899.67	3253.03	4282.02	4566.85	5136.49
52.5"(1334mm)	14"(356mm)	30"(762mm)	X5JL-5230-NNST	\$ 3951.67	\$4980.66	\$ 5265.49	\$ 5835.13	\$ 4187.65	\$ 5216.64	\$ 5501.47	\$ 6071.11
	14"(356mm)	36"(914mm)	X5JL-5236-NNST	4075.94	5104.93	5389.76	5959.40	4314.71	5343.70	5628.53	6198.17
HPL — Legal Depth											
39.875"(1013mm)	16.5"(419mm)	30"(762mm)	X5JD-4030-NNST	\$3002.00	\$4030.99	\$ 4315.82	\$ 4885.46	\$3236.03	\$4265.02	\$4549.85	\$ 5119.49
	16.5"(419mm)	36"(914mm)	X5JD-4036-NNST	3090.75	4119.74	4404.57	4974.21	3327.57	4356.56	4641.39	5211.03
52.5"(1334mm)	16.5"(419mm)	30"(762mm)	X5JD-5230-NNST	\$ 4047.51	\$ 5076.50	\$ 5361.33	\$ 5930.97	\$4283.49	\$ 5312.48	\$ 5597.31	\$ 6166.95
	16.5"(419mm)	36"(914mm)	X5JD-5236-NNST	4171.78	5200.77	5485.60	6055.24	4410.55	5439.54	5724.37	6294.01
Wood A Glass											
Height	Depth	Width	Number	Wood A Glass				Wood B Glass			
				A	C	D	H	A	C	D	H
Wood — Letter Depth											
39.875"(1013mm)	14"(356mm)	30"(762mm)	X4JL-4030-NNST	\$4470.44	\$5499.43	\$ 5784.26	\$ 6353.90	\$ 4974.78	\$ 6003.77	\$ 6288.60	\$ 6858.24
	14"(356mm)	36"(914mm)	X4JL-4036-NNST	4559.19	5588.18	5873.01	6442.65	5074.25	6103.24	6388.07	6957.71
52.5"(1334mm)	14"(356mm)	30"(762mm)	X4JL-5230-NNST	\$ 5706.56	\$ 6735.55	\$ 7020.38	\$ 7590.02	\$ 6355.61	\$ 7384.60	\$ 7669.43	\$ 8239.07
	14"(356mm)	36"(914mm)	X4JL-5236-NNST	5830.83	6859.82	7144.65	7714.29	6490.60	7519.59	7804.42	8374.06
Wood — Legal Depth											
39.875"(1013mm)	16.5"(419mm)	30"(762mm)	X4JD-4030-NNST	\$4544.98	\$ 5573.97	\$ 5858.80	\$ 6428.44	\$5049.32	\$ 6078.31	\$ 6363.14	\$ 6932.78
	16.5"(419mm)	36"(914mm)	X4JD-4036-NNST	4633.73	5662.72	5947.55	6517.19	5148.79	6177.78	6462.61	7032.25
52.5"(1334mm)	16.5"(419mm)	30"(762mm)	X4JD-5230-NNST	\$ 5802.40	\$ 6831.39	\$ 7116.22	\$ 7685.86	\$ 6451.45	\$ 7480.44	\$ 7765.27	\$ 8334.91
	16.5"(419mm)	36"(914mm)	X4JD-5236-NNST	5926.67	6955.66	7240.49	7810.13	6586.44	7615.43	7900.26	8469.90

Overhead Storage Unit

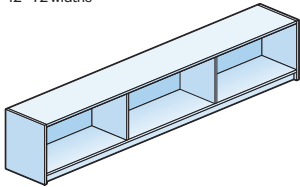
1H Open



30" and 36" widths



42"-72" widths



78"-96" widths
ULNL-SN
ULND-SN
UXNL-SN
UXND-SN
Class RA

Features

- Includes storage cabinet(s) with 2" (51mm) integrated light valance and 4" (102mm) French cleat with anti-dislodgement feature.
- Shipped assembled.

Specification Tips

- Accommodates separately specified tackboards and lighting accessories.
- Must be properly anchored to a structural wall.
- Anchors are not provided, must be field supplied.

To Order, Specify:

- 1) Product number.
- 2) Finish code (laminare or wood).
- 3) Laminate edge trim color (if laminate specified).

Overhead Storage Unit

1H Open

Height	Depth	Width	Number	HPL	
				A	B
HPL — Letter Depth					
16.56"(421mm)	14"(356mm)	30"(762mm)	ULNL-1730-NSN	\$ 1204.82	\$ 1271.75
	14"(356mm)	36"(914mm)	ULNL-1736-NSN	1330.32	1407.28
	14"(356mm)	42"(1067mm)	ULNL-1742-NSN	1474.23	1561.22
	14"(356mm)	48"(1219mm)	ULNL-1748-NSN	1599.73	1696.75
	14"(356mm)	54"(1372mm)	ULNL-1754-NSN	1725.23	1832.28
	14"(356mm)	60"(1524mm)	ULNL-1760-NSN	1850.73	1967.81
	14"(356mm)	66"(1676mm)	ULNL-1766-NSN	1976.23	2103.34
	14"(356mm)	72"(1829mm)	ULNL-1772-NSN	2101.73	2238.87
	14"(356mm)	78"(1981mm)	ULNL-1778-NSN	2245.64	2392.81
	14"(356mm)	84"(2134mm)	ULNL-1784-NSN	2371.14	2528.34
	14"(356mm)	90"(2286mm)	ULNL-1790-NSN	2496.64	2663.87
	14"(356mm)	96"(2438mm)	ULNL-1796-NSN	2622.14	2799.40

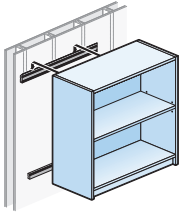
HPL — Legal Depth					
16.56"(421mm)	16.5"(419mm)	30"(762mm)	ULND-1730-NSN	\$ 1372.15	\$ 1452.45
	16.5"(419mm)	36"(914mm)	ULND-1736-NSN	1497.65	1587.98
	16.5"(419mm)	42"(1067mm)	ULND-1742-NSN	1641.56	1741.92
	16.5"(419mm)	48"(1219mm)	ULND-1748-NSN	1767.06	1877.45
	16.5"(419mm)	54"(1372mm)	ULND-1754-NSN	1892.56	2012.98
	16.5"(419mm)	60"(1524mm)	ULND-1760-NSN	2018.06	2148.51
	16.5"(419mm)	66"(1676mm)	ULND-1766-NSN	2143.56	2284.04
	16.5"(419mm)	72"(1829mm)	ULND-1772-NSN	2269.06	2419.57
	16.5"(419mm)	78"(1981mm)	ULND-1778-NSN	2412.97	2573.51
	16.5"(419mm)	84"(2134mm)	ULND-1784-NSN	2538.47	2709.04
	16.5"(419mm)	90"(2286mm)	ULND-1790-NSN	2663.97	2844.57
	16.5"(419mm)	96"(2438mm)	ULND-1796-NSN	2789.47	2980.10

Height	Depth	Width	Number	Wood	
				A	B
Wood — Letter Depth					
16.56"(421mm)	14"(356mm)	30"(762mm)	UXNL-1730-NSN	\$2029.59	\$ 2260.52
	14"(356mm)	36"(914mm)	UXNL-1736-NSN	2261.66	2515.78
	14"(356mm)	42"(1067mm)	UXNL-1742-NSN	2512.14	2789.45
	14"(356mm)	48"(1219mm)	UXNL-1748-NSN	2744.21	3044.71
	14"(356mm)	54"(1372mm)	UXNL-1754-NSN	2976.28	3299.97
	14"(356mm)	60"(1524mm)	UXNL-1760-NSN	3208.35	3555.23
	14"(356mm)	66"(1676mm)	UXNL-1766-NSN	3440.42	3810.49
	14"(356mm)	72"(1829mm)	UXNL-1772-NSN	3672.49	4065.75
	14"(356mm)	78"(1981mm)	UXNL-1778-NSN	3922.97	4339.42
	14"(356mm)	84"(2134mm)	UXNL-1784-NSN	4155.04	4594.68
	14"(356mm)	90"(2286mm)	UXNL-1790-NSN	4387.11	4849.94
	14"(356mm)	96"(2438mm)	UXNL-1796-NSN	4619.18	5105.20

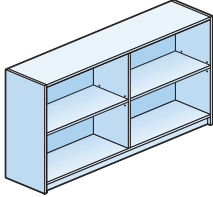
Wood — Legal Depth					
16.56"(421mm)	16.5"(419mm)	30"(762mm)	UXND-1730-NSN	\$2302.00	\$ 2560.17
	16.5"(419mm)	36"(914mm)	UXND-1736-NSN	2534.07	2815.43
	16.5"(419mm)	42"(1067mm)	UXND-1742-NSN	2784.55	3089.10
	16.5"(419mm)	48"(1219mm)	UXND-1748-NSN	3016.62	3344.36
	16.5"(419mm)	54"(1372mm)	UXND-1754-NSN	3248.69	3599.62
	16.5"(419mm)	60"(1524mm)	UXND-1760-NSN	3480.76	3854.88
	16.5"(419mm)	66"(1676mm)	UXND-1766-NSN	3712.83	4110.14
	16.5"(419mm)	72"(1829mm)	UXND-1772-NSN	3944.90	4365.40
	16.5"(419mm)	78"(1981mm)	UXND-1778-NSN	4195.38	4639.07
	84"(2134mm)	16.5"(419mm)	UXND-1784-NSN	4427.45	4894.33
	90"(2286mm)	16.5"(419mm)	UXND-1790-NSN	4659.52	5149.59
	96"(2438mm)	16.5"(419mm)	UXND-1796-NSN	4891.59	5404.85

Overhead Storage Unit

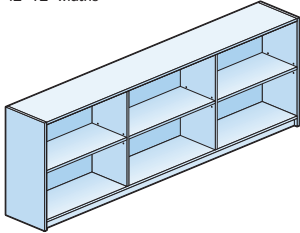
2H Open



30" and 36" widths



42"-72" widths



78"-96" widths
ULNL-SN
ULND-SN
UXNL-SN
UXND-SN
Class RA

Features

- Includes storage cabinet(s) with 2" (51mm) integrated light valance, one adjustable shelf and 4" (102mm) French cleat with anti-dislodgement feature.
- Shipped assembled.

Specification Tips

- Accommodates separately specified tackboards and lighting accessories.
- Must be properly anchored to a structural wall.
- Anchors are not provided, must be field supplied.

To Order, Specify:

- 1) Product number.
- 2) Finish code (laminated or wood).
- 3) Laminate edge trim color (if laminate specified).

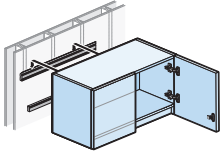
Overhead Storage Unit

2H Open

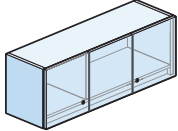
Height	Depth	Width	Number	HPL	
				A	B
HPL — Letter Depth					
29.125"(740mm)	14"(356mm)	30"(762mm)	ULNL-2930-NSN	\$ 1466.90	\$ 1554.71
	14"(356mm)	36"(914mm)	ULNL-2936-NSN	1630.91	1732.07
	14"(356mm)	42"(1067mm)	ULNL-2942-NSN	1813.33	1927.84
	14"(356mm)	48"(1219mm)	ULNL-2948-NSN	1977.34	2105.20
	14"(356mm)	54"(1372mm)	ULNL-2954-NSN	2141.35	2282.56
	14"(356mm)	60"(1524mm)	ULNL-2960-NSN	2305.36	2459.92
	14"(356mm)	66"(1676mm)	ULNL-2966-NSN	2469.37	2637.28
	14"(356mm)	72"(1829mm)	ULNL-2972-NSN	2633.38	2814.64
	14"(356mm)	78"(1981mm)	ULNL-2978-NSN	2815.80	3010.41
	14"(356mm)	84"(2134mm)	ULNL-2984-NSN	2979.81	3187.77
	14"(356mm)	90"(2286mm)	ULNL-2990-NSN	3143.82	3365.13
	14"(356mm)	96"(2438mm)	ULNL-2996-NSN	3307.83	3542.49
HPL — Legal Depth					
29.125"(740mm)	16.5"(419mm)	30"(762mm)	ULND-2930-NSN	\$ 1634.23	\$ 1735.41
	16.5"(419mm)	36"(914mm)	ULND-2936-NSN	1798.24	1912.77
	16.5"(419mm)	42"(1067mm)	ULND-2942-NSN	1980.66	2108.54
	16.5"(419mm)	48"(1219mm)	ULND-2948-NSN	2144.67	2285.90
	16.5"(419mm)	54"(1372mm)	ULND-2954-NSN	2308.68	2463.26
	16.5"(419mm)	60"(1524mm)	ULND-2960-NSN	2472.69	2640.62
	16.5"(419mm)	66"(1676mm)	ULND-2966-NSN	2636.70	2817.98
	16.5"(419mm)	72"(1829mm)	ULND-2972-NSN	2800.71	2995.34
	16.5"(419mm)	78"(1981mm)	ULND-2978-NSN	2983.13	3191.11
	16.5"(419mm)	84"(2134mm)	ULND-2984-NSN	3147.14	3368.47
	16.5"(419mm)	90"(2286mm)	ULND-2990-NSN	3311.15	3545.83
	16.5"(419mm)	96"(2438mm)	ULND-2996-NSN	3475.16	3723.19
Wood					
Height	Depth	Width	Number	A	B
Wood — Letter Depth					
29.125"(740mm)	14"(356mm)	30"(762mm)	UXNL-2930-NSN	\$ 2508.99	\$ 2787.44
	14"(356mm)	36"(914mm)	UXNL-2936-NSN	2811.68	3120.40
	14"(356mm)	42"(1067mm)	UXNL-2942-NSN	3132.78	3471.77
	14"(356mm)	48"(1219mm)	UXNL-2948-NSN	3435.47	3804.73
	14"(356mm)	54"(1372mm)	UXNL-2954-NSN	3738.16	4137.69
	14"(356mm)	60"(1524mm)	UXNL-2960-NSN	4040.85	4470.65
	14"(356mm)	66"(1676mm)	UXNL-2966-NSN	4343.54	4803.61
	14"(356mm)	72"(1829mm)	UXNL-2972-NSN	4646.23	5136.57
	14"(356mm)	78"(1981mm)	UXNL-2978-NSN	4967.33	5487.94
	14"(356mm)	84"(2134mm)	UXNL-2984-NSN	5270.02	5820.90
	14"(356mm)	90"(2286mm)	UXNL-2990-NSN	5572.71	6153.86
	14"(356mm)	96"(2438mm)	UXNL-2996-NSN	5875.40	6486.82
Wood — Legal Depth					
29.125"(740mm)	16.5"(419mm)	30"(762mm)	UXND-2930-NSN	\$ 2781.40	\$ 3087.09
	16.5"(419mm)	36"(914mm)	UXND-2936-NSN	3084.09	3420.05
	16.5"(419mm)	42"(1067mm)	UXND-2942-NSN	3405.19	3771.42
	16.5"(419mm)	48"(1219mm)	UXND-2948-NSN	3707.88	4104.38
	16.5"(419mm)	54"(1372mm)	UXND-2954-NSN	4010.57	4437.34
	16.5"(419mm)	60"(1524mm)	UXND-2960-NSN	4313.26	4770.30
	16.5"(419mm)	66"(1676mm)	UXND-2966-NSN	4615.95	5103.26
	16.5"(419mm)	72"(1829mm)	UXND-2972-NSN	4918.64	5436.22
	16.5"(419mm)	78"(1981mm)	UXND-2978-NSN	5239.74	5787.59
	16.5"(419mm)	84"(2134mm)	UXND-2984-NSN	5542.43	6120.55
	16.5"(419mm)	90"(2286mm)	UXND-2990-NSN	5845.12	6453.51
	16.5"(419mm)	96"(2438mm)	UXND-2996-NSN	6147.81	6786.47

Overhead Storage Unit

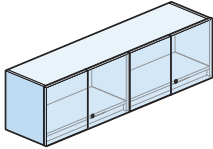
1H Hinged Doors



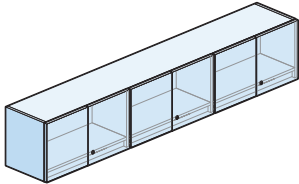
30" and 36" widths
ULOL-SN
ULOD-SN
UXOL-SN
UXOD-SN



42-54" widths
ULOL-SL
ULOD-SL
UXOL-SL
UXOD-SL



60"-72" widths
ULOL-SN
ULOD-SN
UXOL-SN
UXOD-SN



78"-96" widths
ULOL-SN
ULOD-SN
UXOL-SN
UXOD-SN
Class RA

Features

- Includes storage cabinet(s) with hinged doors, 2"(51mm) integrated light valance and 4"(102mm) French cleat with anti-dislodgement feature.
- 42"(1067mm), 48"(1219mm) and 54"(1372mm)W units available with choice of left or right door swing for single door.
- Common keys within each unit.
- Lock plug is available in black or chrome.
- For lock options, refer to Lock Program section of the Accessories Price List.
- Shipped assembled.

Specification Tips

- Accommodates separately specified tackboards and lighting accessories.
- Must be properly anchored to a structural wall.
- Anchors are not provided, must be field supplied.

To Order, Specify:

1) Product number.

1 Lock Option:

N No Lock

L Lock

30"-36" (add **\$189.93** list)

42"-72" (add **\$379.86** list)

78"-96" (add **\$569.80** list)

2 Single Door Swing Orientation:

(42", 48" and 54"W only)

L Left-hand

R Right-hand

2) Finish code (laminate or wood).

3) Laminate edge trim color
(if laminate specified).

4) Trim color for lock (if specified).

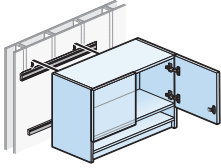
Overhead Storage Unit

1H Hinged Doors

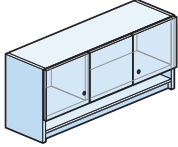
Height	Depth	Width	Number ① ②	HPL	
				A	B
HPL — Letter Depth					
16.56"(421mm)	14"(356mm)	30"(762mm)	ULOL-1730- SN	\$ 1614.79	\$ 1714.53
	14"(356mm)	36"(914mm)	ULOL-1736- SN	1759.88	1871.31
	14"(356mm)	42"(1067mm)	ULOL-1742- S	1923.38	2046.50
	14"(356mm)	48"(1219mm)	ULOL-1748- S	2068.47	2203.28
	14"(356mm)	54"(1372mm)	ULOL-1754- S	2213.56	2360.06
	14"(356mm)	60"(1524mm)	ULOL-1760- SN	2358.65	2516.84
	14"(356mm)	66"(1676mm)	ULOL-1766- SN	2503.74	2673.62
	14"(356mm)	72"(1829mm)	ULOL-1772- SN	2648.83	2830.40
	14"(356mm)	78"(1981mm)	ULOL-1778- SN	2812.33	3005.59
	14"(356mm)	84"(2134mm)	ULOL-1784- SN	2957.42	3162.37
	14"(356mm)	90"(2286mm)	ULOL-1790- SN	3102.51	3319.15
	14"(356mm)	96"(2438mm)	ULOL-1796- SN	3247.60	3475.93
HPL — Legal Depth					
16.56"(421mm)	16.5"(419mm)	30"(762mm)	ULOD-1730- SN	\$ 1782.12	\$ 1895.23
	16.5"(419mm)	36"(914mm)	ULOD-1736- SN	1927.21	2052.01
	16.5"(419mm)	42"(1067mm)	ULOD-1742- S	2090.71	2227.20
	16.5"(419mm)	48"(1219mm)	ULOD-1748- S	2235.80	2383.98
	16.5"(419mm)	54"(1372mm)	ULOD-1754- S	2380.89	2540.76
	16.5"(419mm)	60"(1524mm)	ULOD-1760- SN	2525.98	2697.54
	16.5"(419mm)	66"(1676mm)	ULOD-1766- SN	2671.07	2854.32
	16.5"(419mm)	72"(1829mm)	ULOD-1772- SN	2816.16	3011.10
	16.5"(419mm)	78"(1981mm)	ULOD-1778- SN	2979.66	3186.29
	16.5"(419mm)	84"(2134mm)	ULOD-1784- SN	3124.75	3343.07
	16.5"(419mm)	90"(2286mm)	ULOD-1790- SN	3269.84	3499.85
	16.5"(419mm)	96"(2438mm)	ULOD-1796- SN	3414.93	3656.63
Wood					
Height	Depth	Width	Number ① ②	A	B
				Wood	
Wood — Letter Depth					
16.56"(421mm)	14"(356mm)	30"(762mm)	UXOL-1730- SN	\$ 2836.78	\$ 3148.43
	14"(356mm)	36"(914mm)	UXOL-1736- SN	3105.18	3443.67
	14"(356mm)	42"(1067mm)	UXOL-1742- S	3391.99	3757.32
	14"(356mm)	48"(1219mm)	UXOL-1748- S	3660.39	4052.56
	14"(356mm)	54"(1372mm)	UXOL-1754- S	3928.79	4347.80
	14"(356mm)	60"(1524mm)	UXOL-1760- SN	4197.19	4643.04
	14"(356mm)	66"(1676mm)	UXOL-1766- SN	4465.59	4938.28
	14"(356mm)	72"(1829mm)	UXOL-1772- SN	4733.99	5233.52
	14"(356mm)	78"(1981mm)	UXOL-1778- SN	5020.80	5547.17
	14"(356mm)	84"(2134mm)	UXOL-1784- SN	5289.20	5842.41
	14"(356mm)	90"(2286mm)	UXOL-1790- SN	5557.60	6137.65
	14"(356mm)	96"(2438mm)	UXOL-1796- SN	5826.00	6432.89
Wood — Legal Depth					
16.56"(421mm)	16.5"(419mm)	30"(762mm)	UXOD-1730- SN	\$ 3109.19	\$ 3448.08
	16.5"(419mm)	36"(914mm)	UXOD-1736- SN	3377.59	3743.32
	16.5"(419mm)	42"(1067mm)	UXOD-1742- S	3664.40	4056.97
	16.5"(419mm)	48"(1219mm)	UXOD-1748- S	3932.80	4352.21
	16.5"(419mm)	54"(1372mm)	UXOD-1754- S	4201.20	4647.45
	16.5"(419mm)	60"(1524mm)	UXOD-1760- SN	4469.60	4942.69
	16.5"(419mm)	66"(1676mm)	UXOD-1766- SN	4738.00	5237.93
	16.5"(419mm)	72"(1829mm)	UXOD-1772- SN	5006.40	5533.17
	16.5"(419mm)	78"(1981mm)	UXOD-1778- SN	5293.21	5846.82
	16.5"(419mm)	84"(2134mm)	UXOD-1784- SN	5561.61	6142.06
	16.5"(419mm)	90"(2286mm)	UXOD-1790- SN	5830.01	6437.30
	16.5"(419mm)	96"(2438mm)	UXOD-1796- SN	6098.41	6732.54

Overhead Storage Unit

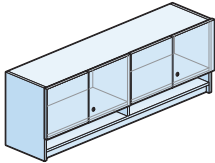
1.5H Hinged Doors



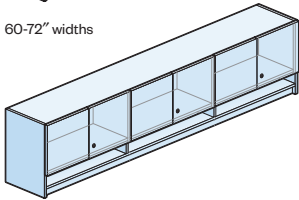
30" and 36" widths



42-54" widths



60-72" widths



78-96" widths

ULOL-SN
ULOD-SN
UXOL-SN
UXOD-SN
ULOL-SL
ULOD-SL
UXOL-SL
UXOD-SL

Class RA

Features

- Includes storage cabinet(s) with hinged doors, 3.25" (83mm) cubbies, 2" (51mm) integrated light valance and 4" (102mm) French cleat with anti-dislodgement feature.
- 42" (1067mm), 48" (1219mm) and 54" (1372mm)W units available with choice of left or right door swing for single door.
- Common keys within each unit.
- Lock plug is available in black or chrome.
- For lock options, refer to Lock Program section of the Accessories Price List.
- Shipped assembled.

Specification Tips

- Accommodates separately specified tackboards and lighting accessories.
- Must be properly anchored to a structural wall.
- Anchors are not provided, must be field supplied.

To Order, Specify:

1) Product number, including:

1 Lock Option:

N No Lock

L Lock

30"-36" (add **\$189.93** list)

42"-72" (add **\$379.96** list)

78"-96" (add **\$569.80** list)

2 Single Door Swing Orientation:

(42", 48" and 54"W only)

L Left-hand

R Right-hand

2) Finish code (laminated or wood).

3) Laminate edge trim color (if laminate specified).

4) Trim color for lock (if specified).

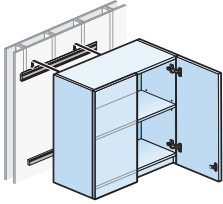
Overhead Storage Unit

1.5H Hinged Doors

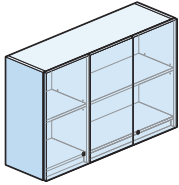
Height	Depth	Width	Number ① ②	HPL	
				A	B
HPL — Letter Depth					
21"(533mm)	14"(356mm)	30"(762mm)	ULOL-2130- SN	\$ 1788.31	\$ 1901.57
		36"(914mm)	ULOL-2136- SN	1971.91	2100.18
		42"(1067mm)	ULOL-2142- S	2173.92	2317.20
		48"(1219mm)	ULOL-2148- S	2357.52	2515.81
		54"(1372mm)	ULOL-2154- S	2541.12	2714.42
		60"(1524mm)	ULOL-2160- SN	2724.72	2913.03
		66"(1676mm)	ULOL-2166- SN	2908.32	3111.64
		72"(1829mm)	ULOL-2172- SN	3091.92	3310.25
		78"(1981mm)	ULOL-2178- SN	3293.93	3527.27
		84"(2134mm)	ULOL-2184- SN	3477.53	3725.88
		90"(2286mm)	ULOL-2190- SN	3661.13	3924.49
		96"(2438mm)	ULOL-2196- SN	3844.73	4123.10
		HPL — Legal Depth			
21"(533mm)	16.5"(419mm)	30"(762mm)	ULOD-2130- SN	\$ 1955.64	\$ 2082.27
		36"(914mm)	ULOD-2136- SN	2139.24	2280.88
		42"(1067mm)	ULOD-2142- S	2341.25	2497.90
		48"(1219mm)	ULOD-2148- S	2524.85	2696.51
		54"(1372mm)	ULOD-2154- S	2708.45	2895.12
		60"(1524mm)	ULOD-2160- SN	2892.05	3093.73
		66"(1676mm)	ULOD-2166- SN	3075.65	3292.34
		72"(1829mm)	ULOD-2172- SN	3259.25	3490.95
		78"(1981mm)	ULOD-2178- SN	3461.26	3707.97
		84"(2134mm)	ULOD-2184- SN	3644.86	3906.58
		90"(2286mm)	ULOD-2190- SN	3828.46	4105.19
		96"(2438mm)	ULOD-2196- SN	4012.06	4303.80
		Wood			
Height	Depth	Width	Number ① ②	Wood	
				A	B
Wood — Letter Depth					
21"(533mm)	14"(356mm)	30"(762mm)	UXOL-2130- SN	\$ 3156.38	\$ 3499.71
		36"(914mm)	UXOL-2136- SN	3495.40	3872.65
		42"(1067mm)	UXOL-2142- S	3852.83	4264.00
		48"(1219mm)	UXOL-2148- S	4191.85	4636.94
		54"(1372mm)	UXOL-2154- S	4530.87	5009.88
		60"(1524mm)	UXOL-2160- SN	4869.89	5382.82
		66"(1676mm)	UXOL-2166- SN	5208.91	5755.76
		72"(1829mm)	UXOL-2172- SN	5547.93	6128.70
		78"(1981mm)	UXOL-2178- SN	5905.36	6520.05
		84"(2134mm)	UXOL-2184- SN	6244.38	6892.99
		90"(2286mm)	UXOL-2190- SN	6583.40	7265.93
		96"(2438mm)	UXOL-2196- SN	6922.42	7638.87
		Wood — Legal Depth			
21"(533mm)	16.5"(419mm)	30"(762mm)	UXOD-2130- SN	\$ 3428.79	\$ 3799.36
		36"(914mm)	UXOD-2136- SN	3767.81	4172.30
		42"(1067mm)	UXOD-2142- S	4125.24	4563.65
		48"(1219mm)	UXOD-2148- S	4464.26	4936.59
		54"(1372mm)	UXOD-2154- S	4803.28	5309.53
		60"(1524mm)	UXOD-2160- SN	5142.30	5682.47
		66"(1676mm)	UXOD-2166- SN	5481.32	6055.41
		72"(1829mm)	UXOD-2172- SN	5820.34	6428.35
		78"(1981mm)	UXOD-2178- SN	6177.77	6819.70
		84"(2134mm)	UXOD-2184- SN	6516.79	7192.64
		90"(2286mm)	UXOD-2190- SN	6855.81	7565.58
		96"(2438mm)	UXOD-2196- SN	7194.83	7938.52

Overhead Storage Unit

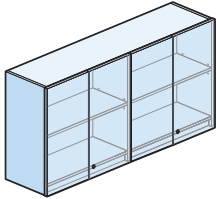
2H Hinged Doors



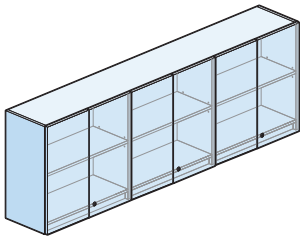
30" and 36" widths
ULOL-SN
ULOD-SN
UXOL-SN
UXOD-SN



42"-54" widths
ULOL-SL
ULOD-SL
UXOL-SL
UXOD-SL



60"-72" widths
ULOL-SN
ULOD-SN
UXOL-SN
UXOD-SN



78" and 96" widths
ULOL-SN
ULOD-SN
UXOL-SN
UXOD-SN
Class RA

Features

- Includes storage cabinet(s) with hinged doors, 2"(51mm) integrated light valance, one adjustable shelf and 4"(102mm) French cleat with anti-dislodgement feature.
- 42"(1067mm), 48"(1219mm) and 54"(1372mm)W units available with choice of left or right door swing for single door.
- Common keys within each unit.
- Lock plug is available in black or chrome.
- For lock options, refer to Lock Program section of the Accessories Price List.
- Shipped assembled.

Specification Tips

- Accommodates separately specified tackboards and lighting accessories.
- Must be properly anchored to a structural wall.
- Anchors are not provided, must be field supplied.

To Order, Specify:

1) Product number, including:

1 Lock Option:

N No Lock

L Lock

30"-36" (add **\$189.93** list)

42"-72" (add **\$379.86** list)

78"-96" (add **\$569.80** list)

2 Single Door Swing Orientation:

(42", 48" and 54"W only)

L Left-hand

R Right-hand

- 2) Finish code (laminated or wood).
- 3) Laminate edge trim color (if laminate specified).
- 4) Trim color for lock (if specified).

Overhead Storage Unit

2H Hinged Doors

Height	Depth	Width	Number ① ②	HPL	
				A	B
HPL — Letter Depth					
29.125"(740mm)	14"(356mm)	30"(762mm)	ULOL-2930- SN	\$ 2135.35	\$ 2275.65
	14"(356mm)	36"(914mm)	ULOL-2936- SN	2318.95	2474.26
	14"(356mm)	42"(1067mm)	ULOL-2942- S	2520.96	2691.28
	14"(356mm)	48"(1219mm)	ULOL-2948- S	2704.56	2889.89
	14"(356mm)	54"(1372mm)	ULOL-2954- S	2888.16	3088.50
	14"(356mm)	60"(1524mm)	ULOL-2960- SN	3071.76	3287.11
	14"(356mm)	66"(1676mm)	ULOL-2966- SN	3255.36	3485.72
	14"(356mm)	72"(1829mm)	ULOL-2972- SN	3438.96	3684.33
	14"(356mm)	78"(1981mm)	ULOL-2978- SN	3640.97	3901.35
	14"(356mm)	84"(2134mm)	ULOL-2984- SN	3824.57	4099.96
	14"(356mm)	90"(2286mm)	ULOL-2990- SN	4008.17	4298.57
	14"(356mm)	96"(2438mm)	ULOL-2996- SN	4191.77	4497.18

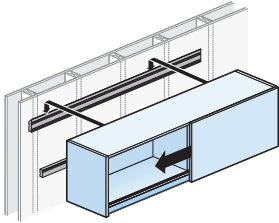
HPL — Legal Depth					
29.125"(740mm)	16.5"(419mm)	30"(762mm)	ULOD-2930- SN	\$ 2302.68	\$ 2456.35
	16.5"(419mm)	36"(914mm)	ULOD-2936- SN	2486.28	2654.96
	16.5"(419mm)	42"(1067mm)	ULOD-2942- S	2688.29	2871.98
	16.5"(419mm)	48"(1219mm)	ULOD-2948- S	2871.89	3070.59
	16.5"(419mm)	54"(1372mm)	ULOD-2954- S	3055.49	3269.20
	16.5"(419mm)	60"(1524mm)	ULOD-2960- SN	3239.09	3467.81
	16.5"(419mm)	66"(1676mm)	ULOD-2966- SN	3422.69	3666.42
	16.5"(419mm)	72"(1829mm)	ULOD-2972- SN	3606.29	3865.03
	16.5"(419mm)	78"(1981mm)	ULOD-2978- SN	3808.30	4082.05
	16.5"(419mm)	84"(2134mm)	ULOD-2984- SN	3991.90	4280.66
	16.5"(419mm)	90"(2286mm)	ULOD-2990- SN	4175.50	4479.27
	16.5"(419mm)	96"(2438mm)	ULOD-2996- SN	4359.10	4677.88

Height	Depth	Width	Number ① ②	Wood	
				A	B
Wood — Letter Depth					
29.125"(740mm)	14"(356mm)	30"(762mm)	UXOL-2930- SN	\$ 3795.58	\$ 4202.27
	14"(356mm)	36"(914mm)	UXOL-2936- SN	4134.60	4575.21
	14"(356mm)	42"(1067mm)	UXOL-2942- S	4492.03	4966.56
	14"(356mm)	48"(1219mm)	UXOL-2948- S	4831.05	5339.50
	14"(356mm)	54"(1372mm)	UXOL-2954- S	5170.07	5712.44
	14"(356mm)	60"(1524mm)	UXOL-2960- SN	5509.09	6085.38
	14"(356mm)	66"(1676mm)	UXOL-2966- SN	5848.11	6458.32
	14"(356mm)	72"(1829mm)	UXOL-2972- SN	6187.13	6831.26
	14"(356mm)	78"(1981mm)	UXOL-2978- SN	6544.56	7222.61
	14"(356mm)	84"(2134mm)	UXOL-2984- SN	6883.58	7595.55
	14"(356mm)	90"(2286mm)	UXOL-2990- SN	7222.60	7968.49
	14"(356mm)	96"(2438mm)	UXOL-2996- SN	7561.62	8341.43

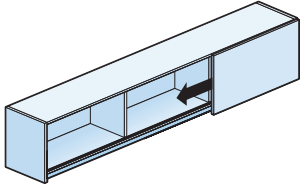
Wood — Legal Depth					
29.125"(740mm)	16.5"(419mm)	30"(762mm)	UXOD-2930- SN	\$ 4067.99	\$ 4501.92
	16.5"(419mm)	36"(914mm)	UXOD-2936- SN	4407.01	4874.86
	16.5"(419mm)	42"(1067mm)	UXOD-2942- S	4764.44	5266.21
	16.5"(419mm)	48"(1219mm)	UXOD-2948- S	5103.46	5639.15
	16.5"(419mm)	54"(1372mm)	UXOD-2954- S	5442.48	6012.09
	16.5"(419mm)	60"(1524mm)	UXOD-2960- SN	5781.50	6385.03
	16.5"(419mm)	66"(1676mm)	UXOD-2966- SN	6120.52	6757.97
	16.5"(419mm)	72"(1829mm)	UXOD-2972- SN	6459.54	7130.91
	16.5"(419mm)	78"(1981mm)	UXOD-2978- SN	6816.97	7522.26
	16.5"(419mm)	84"(2134mm)	UXOD-2984- SN	7155.99	7895.20
	16.5"(419mm)	90"(2286mm)	UXOD-2990- SN	7495.01	8268.14
	16.5"(419mm)	96"(2438mm)	UXOD-2996- SN	7834.03	8641.08

Overhead Storage Unit

1H Sliding Door



30"-72" widths



78"-96" widths
 ULR-L-SN
 ULR-D-SN
 UXRL-SN
 UXRD-SN
 Class RA

Features

- Includes storage cabinet(s) with one sliding door, 2"(51mm) integrated light valance and 4"(102mm) French cleat with anti-dislodgement feature.
- Units 30"-72"(762mm-1829mm)W include two equal width sections divided by one inset intermediate center support.
- Units 78"-96"(1981mm-2438mm)W include three equal width sections divided by two inset intermediate center supports.
- Sliding door width is equal to one section width (one-half or one-third of unit width).
- Locks not available.
- Includes internally mounted sliding door track top and bottom with bumpers at each end.
- Shipped assembled.

Specification Tips

- Accommodates separately specified tackboards and lighting accessories.
- Must be properly anchored to a structural wall.
- Anchors are not provided, must be field supplied.

To Order, Specify:

- 1) Product number.
- 2) Finish code (laminated or wood).
- 3) Laminate edge trim color (if laminate specified).

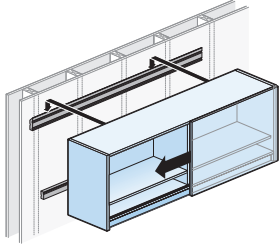
Overhead Storage Unit

1H Sliding Door

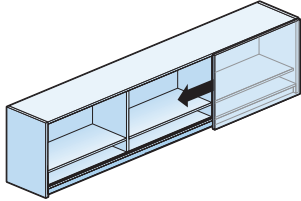
Height	Depth	Width	Number	HPL	
				A	B
HPL — Letter Depth					
16.56"(421mm)	14"(356mm)	30"(762mm)	ULRL-1730-NSN	\$ 1476.72	\$ 1564.52
	14"(356mm)	36"(914mm)	ULRL-1736-NSN	1607.66	1705.92
	14"(356mm)	42"(1067mm)	ULRL-1742-NSN	1757.01	1865.73
	14"(356mm)	48"(1219mm)	ULRL-1748-NSN	1887.95	2007.13
	14"(356mm)	54"(1372mm)	ULRL-1754-NSN	2018.89	2148.53
	14"(356mm)	60"(1524mm)	ULRL-1760-NSN	2149.83	2289.93
	14"(356mm)	66"(1676mm)	ULRL-1766-NSN	2280.77	2431.33
	14"(356mm)	72"(1829mm)	ULRL-1772-NSN	2411.71	2572.73
	14"(356mm)	78"(1981mm)	ULRL-1778-NSN	2561.06	2732.54
	14"(356mm)	84"(2134mm)	ULRL-1784-NSN	2692.00	2873.94
	14"(356mm)	90"(2286mm)	ULRL-1790-NSN	2822.94	3015.34
	14"(356mm)	96"(2438mm)	ULRL-1796-NSN	2953.88	3156.74
HPL — Legal Depth					
16.56"(421mm)	16.5"(419mm)	30"(762mm)	ULRD-1730-NSN	\$ 1644.05	\$ 1745.22
	16.5"(419mm)	36"(914mm)	ULRD-1736-NSN	1774.99	1886.62
	16.5"(419mm)	42"(1067mm)	ULRD-1742-NSN	1924.34	2046.43
	16.5"(419mm)	48"(1219mm)	ULRD-1748-NSN	2055.28	2187.83
	16.5"(419mm)	54"(1372mm)	ULRD-1754-NSN	2186.22	2329.23
	16.5"(419mm)	60"(1524mm)	ULRD-1760-NSN	2317.16	2470.63
	16.5"(419mm)	66"(1676mm)	ULRD-1766-NSN	2448.10	2612.03
	16.5"(419mm)	72"(1829mm)	ULRD-1772-NSN	2579.04	2753.43
	16.5"(419mm)	78"(1981mm)	ULRD-1778-NSN	2728.39	2913.24
	16.5"(419mm)	84"(2134mm)	ULRD-1784-NSN	2859.33	3054.64
	16.5"(419mm)	90"(2286mm)	ULRD-1790-NSN	2990.27	3196.04
	16.5"(419mm)	96"(2438mm)	ULRD-1796-NSN	3121.21	3337.44
Wood					
Height	Depth	Width	Number	Wood	
				A	B
Wood — Letter Depth					
16.56"(421mm)	14"(356mm)	30"(762mm)	UXRL-1730-NSN	\$ 2534.07	\$ 2815.45
	14"(356mm)	36"(914mm)	UXRL-1736-NSN	2776.24	3081.81
	14"(356mm)	42"(1067mm)	UXRL-1742-NSN	3036.82	3366.58
	14"(356mm)	48"(1219mm)	UXRL-1748-NSN	3278.99	3632.94
	14"(356mm)	54"(1372mm)	UXRL-1754-NSN	3521.16	3899.30
	14"(356mm)	60"(1524mm)	UXRL-1760-NSN	3763.33	4165.66
	14"(356mm)	66"(1676mm)	UXRL-1766-NSN	4005.50	4432.02
	14"(356mm)	72"(1829mm)	UXRL-1772-NSN	4247.67	4698.38
	14"(356mm)	78"(1981mm)	UXRL-1778-NSN	4508.25	4983.15
	14"(356mm)	84"(2134mm)	UXRL-1784-NSN	4750.42	5249.51
	14"(356mm)	90"(2286mm)	UXRL-1790-NSN	4992.59	5515.87
	14"(356mm)	96"(2438mm)	UXRL-1796-NSN	5234.76	5782.23
Wood — Legal Depth					
16.56"(421mm)	16.5"(419mm)	30"(762mm)	UXRD-1730-NSN	\$ 2806.48	\$ 3115.10
	16.5"(419mm)	36"(914mm)	UXRD-1736-NSN	3048.65	3381.46
	16.5"(419mm)	42"(1067mm)	UXRD-1742-NSN	3309.23	3666.23
	16.5"(419mm)	48"(1219mm)	UXRD-1748-NSN	3551.40	3932.59
	16.5"(419mm)	54"(1372mm)	UXRD-1754-NSN	3793.57	4198.95
	16.5"(419mm)	60"(1524mm)	UXRD-1760-NSN	4035.74	4465.31
	16.5"(419mm)	66"(1676mm)	UXRD-1766-NSN	4277.91	4731.67
	16.5"(419mm)	72"(1829mm)	UXRD-1772-NSN	4520.08	4998.03
	16.5"(419mm)	78"(1981mm)	UXRD-1778-NSN	4780.66	5282.80
	16.5"(419mm)	84"(2134mm)	UXRD-1784-NSN	5022.83	5549.16
	16.5"(419mm)	90"(2286mm)	UXRD-1790-NSN	5265.00	5815.52
	16.5"(419mm)	96"(2438mm)	UXRD-1796-NSN	5507.17	6081.88

Overhead Storage Unit

1.5H Sliding Door



30"-72" widths



78"-96" widths
 ULRL-SN
 ULRD-SN
 UXRL-SN
 UXRD-SN
 Class RA

Features

- Includes storage cabinet(s) with one sliding door, 3.25"(83mm) cubbies, 2"(51mm) integrated light valance and 4"(102mm) French cleat with anti-dislodgement feature.
- Units 30"-72"(762mm-1829mm)W include two equal width sections divided by one inset intermediate center support.
- Units 78"-96"(1981mm-2438mm)W include three equal width sections divided by two inset intermediate center supports.
- Sliding door width is equal to one section width (one-half or one-third of unit width).
- Locks not available.
- Includes internally mounted sliding door track top and bottom with bumpers at each end.
- Shipped assembled.

Specification Tips

- Accommodates separately specified tackboards and lighting accessories.
- Must be properly anchored to a structural wall.
- Anchors are not provided, must be field supplied.

To Order, Specify:

- 1) Product number.
- 2) Finish code (laminated or wood).
- 3) Laminate edge trim color (if laminate specified).

Overhead Storage Unit

1.5H Sliding Door

Height	Depth	Depth	Number	HPL	
				A	B
HPL — Letter Depth					
21"(533mm)	14"(356mm)	30"(762mm)	ULRL-2130-NSN	\$ 1581.28	\$ 1677.52
	14"(356mm)	36"(914mm)	ULRL-2136-NSN	1750.73	1860.75
	14"(356mm)	42"(1067mm)	ULRL-2142-NSN	1938.59	2062.39
	14"(356mm)	48"(1219mm)	ULRL-2148-NSN	2108.04	2245.62
	14"(356mm)	54"(1372mm)	ULRL-2154-NSN	2277.49	2428.85
	14"(356mm)	60"(1524mm)	ULRL-2160-NSN	2446.94	2612.08
	14"(356mm)	66"(1676mm)	ULRL-2166-NSN	2616.39	2795.31
	14"(356mm)	72"(1829mm)	ULRL-2172-NSN	2785.84	2978.54
	14"(356mm)	78"(1981mm)	ULRL-2178-NSN	2973.70	3180.18
	14"(356mm)	84"(2134mm)	ULRL-2184-NSN	3143.15	3363.41
	14"(356mm)	90"(2286mm)	ULRL-2190-NSN	3312.60	3546.64
	14"(356mm)	96"(2438mm)	ULRL-2196-NSN	3482.05	3729.87

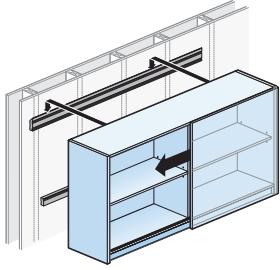
HPL — Legal Depth					
21"(533mm)	16.5"(419mm)	30"(762mm)	ULRD-2130-NSN	\$ 1748.61	\$ 1858.22
	16.5"(419mm)	36"(914mm)	ULRD-2136-NSN	1918.06	2041.45
	16.5"(419mm)	42"(1067mm)	ULRD-2142-NSN	2105.92	2243.09
	16.5"(419mm)	48"(1219mm)	ULRD-2148-NSN	2275.37	2426.32
	16.5"(419mm)	54"(1372mm)	ULRD-2154-NSN	2444.82	2609.55
	16.5"(419mm)	60"(1524mm)	ULRD-2160-NSN	2614.27	2792.78
	16.5"(419mm)	66"(1676mm)	ULRD-2166-NSN	2783.72	2976.01
	16.5"(419mm)	72"(1829mm)	ULRD-2172-NSN	2953.17	3159.24
	16.5"(419mm)	78"(1981mm)	ULRD-2178-NSN	3141.03	3360.88
	16.5"(419mm)	84"(2134mm)	ULRD-2184-NSN	3310.48	3544.11
	16.5"(419mm)	90"(2286mm)	ULRD-2190-NSN	3479.93	3727.34
	16.5"(419mm)	96"(2438mm)	ULRD-2196-NSN	3649.38	3910.57

Height	Depth	Width	Number	Wood	
				A	B
Wood — Letter Depth					
21"(533mm)	14"(356mm)	30"(762mm)	UXRL-2130-NSN	\$ 2725.79	\$ 3026.29
	14"(356mm)	36"(914mm)	UXRL-2136-NSN	3038.58	3370.35
	14"(356mm)	42"(1067mm)	UXRL-2142-NSN	3369.78	3732.82
	14"(356mm)	48"(1219mm)	UXRL-2148-NSN	3682.57	4076.88
	14"(356mm)	54"(1372mm)	UXRL-2154-NSN	3995.36	4420.94
	14"(356mm)	60"(1524mm)	UXRL-2160-NSN	4308.15	4765.00
	14"(356mm)	66"(1676mm)	UXRL-2166-NSN	4620.94	5109.06
	14"(356mm)	72"(1829mm)	UXRL-2172-NSN	4933.73	5453.12
	14"(356mm)	78"(1981mm)	UXRL-2178-NSN	5264.93	5815.59
	14"(356mm)	84"(2134mm)	UXRL-2184-NSN	5577.72	6159.65
	14"(356mm)	90"(2286mm)	UXRL-2190-NSN	5890.51	6503.71
	14"(356mm)	96"(2438mm)	UXRL-2196-NSN	6203.30	6847.77

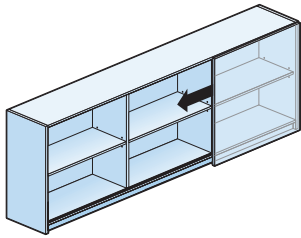
Wood — Legal Depth					
21"(533mm)	16.5"(419mm)	30"(762mm)	UXRD-2130-NSN	\$ 2998.20	\$ 3325.94
	16.5"(419mm)	36"(914mm)	UXRD-2136-NSN	3310.99	3670.00
	16.5"(419mm)	42"(1067mm)	UXRD-2142-NSN	3642.19	4032.47
	16.5"(419mm)	48"(1219mm)	UXRD-2148-NSN	3954.98	4376.53
	16.5"(419mm)	54"(1372mm)	UXRD-2154-NSN	4267.77	4720.59
	16.5"(419mm)	60"(1524mm)	UXRD-2160-NSN	4580.56	5064.65
	16.5"(419mm)	66"(1676mm)	UXRD-2166-NSN	4893.35	5408.71
	16.5"(419mm)	72"(1829mm)	UXRD-2172-NSN	5206.14	5752.77
	16.5"(419mm)	78"(1981mm)	UXRD-2178-NSN	5537.34	6115.24
	16.5"(419mm)	84"(2134mm)	UXRD-2184-NSN	5850.13	6459.30
	16.5"(419mm)	90"(2286mm)	UXRD-2190-NSN	6162.92	6803.36
	16.5"(419mm)	96"(2438mm)	UXRD-2196-NSN	6475.71	7147.42

Overhead Storage Unit

2H Sliding Door



30"-72" widths



78"-96" widths

ULRL-SN
ULRD-SN
UXRL-SN
UXRD-SN

Class RA

Features

- Includes storage cabinet(s) with one sliding door, 2"(51mm) integrated light valance, one adjustable shelf and 4"(102mm) French cleat with anti-dislodgement feature.
- Units 30"-72"(762mm-1829mm)W include two equal width sections divided by one inset intermediate center support.
- Units 78"-96"(1981mm-2438mm)W include three equal width sections divided by two inset intermediate center supports.
- Sliding door width is equal to one section width (one-half or one-third of unit width).
- Locks not available.
- Includes internally mounted sliding door track top and bottom with bumpers at each end.
- Shipped assembled.

Specification Tips

- Accommodates separately specified tackboards and lighting accessories.
- Must be properly anchored to a structural wall.
- Anchors are not provided, must be field supplied.

To Order, Specify:

- 1) Product number.
- 2) Finish code (laminated or wood).
- 3) Laminate edge trim color (if laminate specified).

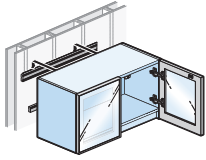
Overhead Storage Unit

2H Sliding Door

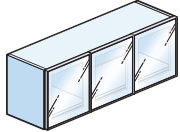
Height	Depth	Width	Number	HPL	
				A	B
HPL — Letter Depth					
29.125"(740mm)	14"(356mm)	30"(762mm)	ULRL-2930-NSN	\$ 1790.40	\$ 1903.52
	14"(356mm)	36"(914mm)	ULRL-2936-NSN	1959.85	2086.75
	14"(356mm)	42"(1067mm)	ULRL-2942-NSN	2147.71	2288.39
	14"(356mm)	48"(1219mm)	ULRL-2948-NSN	2317.16	2471.62
	14"(356mm)	54"(1372mm)	ULRL-2954-NSN	2486.61	2654.85
	14"(356mm)	60"(1524mm)	ULRL-2960-NSN	2656.06	2838.08
	14"(356mm)	66"(1676mm)	ULRL-2966-NSN	2825.51	3021.31
	14"(356mm)	72"(1829mm)	ULRL-2972-NSN	2994.96	3204.54
	14"(356mm)	78"(1981mm)	ULRL-2978-NSN	3182.82	3406.18
	14"(356mm)	84"(2134mm)	ULRL-2984-NSN	3352.27	3589.41
	14"(356mm)	90"(2286mm)	ULRL-2990-NSN	3521.72	3772.64
	14"(356mm)	96"(2438mm)	ULRL-2996-NSN	3691.17	3955.87
HPL — Legal Depth					
29.125"(740mm)	16.5"(419mm)	30"(762mm)	ULRD-2930-NSN	\$ 1957.73	\$ 2084.22
	16.5"(419mm)	36"(914mm)	ULRD-2936-NSN	2127.18	2267.45
	16.5"(419mm)	42"(1067mm)	ULRD-2942-NSN	2315.04	2469.09
	16.5"(419mm)	48"(1219mm)	ULRD-2948-NSN	2484.49	2652.32
	16.5"(419mm)	54"(1372mm)	ULRD-2954-NSN	2653.94	2835.55
	16.5"(419mm)	60"(1524mm)	ULRD-2960-NSN	2823.39	3018.78
	16.5"(419mm)	66"(1676mm)	ULRD-2966-NSN	2992.84	3202.01
	16.5"(419mm)	72"(1829mm)	ULRD-2972-NSN	3162.29	3385.24
	16.5"(419mm)	78"(1981mm)	ULRD-2978-NSN	3350.15	3586.88
	16.5"(419mm)	84"(2134mm)	ULRD-2984-NSN	3519.60	3770.11
	16.5"(419mm)	90"(2286mm)	ULRD-2990-NSN	3689.05	3953.34
	16.5"(419mm)	96"(2438mm)	ULRD-2996-NSN	3858.50	4136.57
Wood					
Height	Depth	Width	Number	A	B
Wood — Letter Depth					
29.125"(740mm)	14"(356mm)	30"(762mm)	UXRL-2930-NSN	\$ 3109.23	\$ 3447.97
	14"(356mm)	36"(914mm)	UXRL-2936-NSN	3422.02	3792.03
	14"(356mm)	42"(1067mm)	UXRL-2942-NSN	3753.22	4154.50
	14"(356mm)	48"(1219mm)	UXRL-2948-NSN	4066.01	4498.56
	14"(356mm)	54"(1372mm)	UXRL-2954-NSN	4378.80	4842.62
	14"(356mm)	60"(1524mm)	UXRL-2960-NSN	4691.59	5186.68
	14"(356mm)	66"(1676mm)	UXRL-2966-NSN	5004.38	5530.74
	14"(356mm)	72"(1829mm)	UXRL-2972-NSN	5317.17	5874.80
	14"(356mm)	78"(1981mm)	UXRL-2978-NSN	5648.37	6237.27
	14"(356mm)	84"(2134mm)	UXRL-2984-NSN	5961.16	6581.33
	14"(356mm)	90"(2286mm)	UXRL-2990-NSN	6273.95	6925.39
	14"(356mm)	96"(2438mm)	UXRL-2996-NSN	6586.74	7269.45
Wood — Legal Depth					
29.125"(740mm)	16.5"(419mm)	30"(762mm)	UXRD-2930-NSN	\$ 3381.64	\$ 3747.62
	16.5"(419mm)	36"(914mm)	UXRD-2936-NSN	3694.43	4091.68
	16.5"(419mm)	42"(1067mm)	UXRD-2942-NSN	4025.63	4454.15
	16.5"(419mm)	48"(1219mm)	UXRD-2948-NSN	4338.42	4798.21
	16.5"(419mm)	54"(1372mm)	UXRD-2954-NSN	4651.21	5142.27
	16.5"(419mm)	60"(1524mm)	UXRD-2960-NSN	4964.00	5486.33
	16.5"(419mm)	66"(1676mm)	UXRD-2966-NSN	5276.79	5830.39
	16.5"(419mm)	72"(1829mm)	UXRD-2972-NSN	5589.58	6174.45
	16.5"(419mm)	78"(1981mm)	UXRD-2978-NSN	5920.78	6536.92
	16.5"(419mm)	84"(2134mm)	UXRD-2984-NSN	6233.57	6880.98
	16.5"(419mm)	90"(2286mm)	UXRD-2990-NSN	6546.36	7225.04
	16.5"(419mm)	96"(2438mm)	UXRD-2996-NSN	6859.15	7569.10

Overhead Storage Unit

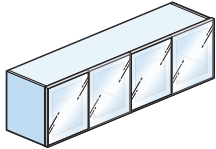
1H Glass Hinged Doors



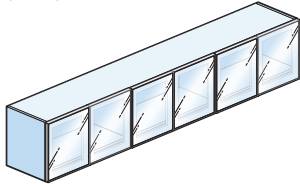
30" and 36" widths
ULML-SN
ULMD-SN
UXML-SN
UXMD-SN



42"-54" widths
ULML-SL
ULMD-SL
UXML-SL
UXMD-SL



60"-72" widths
ULML-SN
ULMD-SN
UXML-SN
UXMD-SN



78"-96" widths
ULML-SN
ULMD-SN
UXML-SN
UXMD-SN
Class RA

Features

- Includes storage cabinet(s) with glass doors, 2"(51mm) integrated light valance and 4"(102mm) French cleat with anti-dislodgement feature.
- 42"(1067mm), 48"(1219mm) and 54"(1372mm)W units available with choice of left or right door swing for single door.
- Locks not available.
- Glass door includes metal frame with metallic powdercoat finish on back side of door.
- Glass doors will be field installed.

Specification Tips

- Accommodates separately specified tackboards and lighting accessories.
- Must be properly anchored to a structural wall.
- Anchors are not provided, must be field supplied.

To Order, Specify:

- 1) Product number.
- 1 **Single Door Swing Orientation:**
(42", 48" and 54"W only)
 - L** Left-hand
 - R** Right-hand
- 2) Finish code (laminate or wood).
- 3) Laminate edge trim color (if laminate specified).
- 4) Glass code.
- 5) Trim color for glass frame.

Overhead Storage Unit

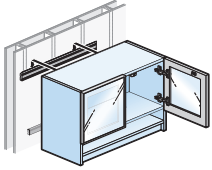
1H Glass Hinged Doors

Height	Depth	Width	Number ①	HPL A Glass				HPL B Glass			
				A	C	D	H	A	C	D	H
Letter Depth											
16.56"(421mm)	14"(356mm)	30"(762mm)	ULML-1730-NSN	\$ 2274.38	\$ 2616.02	\$ 2810.73	\$ 3266.82	\$ 2341.31	\$ 2682.95	\$ 2877.66	\$ 3333.75
	14"(356mm)	36"(914mm)	ULML-1736-NSN	2439.58	2793.55	2996.49	3463.81	2516.54	2870.51	3073.45	3540.77
	14"(356mm)	42"(1067mm)	ULML-1742-NS	2623.19	2989.49	3200.66	3679.21	2710.18	3076.48	3287.65	3766.20
	14"(356mm)	48"(1219mm)	ULML-1748-NS	2788.39	3167.02	3386.42	3876.20	2885.41	3264.04	3483.44	3973.22
	14"(356mm)	54"(1372mm)	ULML-1754-NS	2953.59	3344.55	3572.18	4073.19	3060.64	3451.60	3679.23	4180.24
	14"(356mm)	60"(1524mm)	ULML-1760-NSN	3118.79	3522.08	3757.94	4270.18	3235.87	3639.16	3875.02	4387.26
	14"(356mm)	66"(1676mm)	ULML-1766-NSN	3283.99	3699.61	3943.70	4467.17	3411.10	3826.72	4070.81	4594.28
	14"(356mm)	72"(1829mm)	ULML-1772-NSN	3449.19	3877.14	4129.46	4664.16	3586.33	4014.28	4266.60	4801.30
	14"(356mm)	78"(1981mm)	ULML-1778-NSN	3632.80	4073.08	4333.63	4879.56	3779.97	4220.25	4480.80	5026.73
	14"(356mm)	84"(2134mm)	ULML-1784-NSN	3798.00	4250.61	4519.39	5076.55	3955.20	4407.81	4676.59	5233.75
	14"(356mm)	90"(2286mm)	ULML-1790-NSN	3963.20	4428.14	4705.15	5273.54	4130.43	4595.37	4872.38	5440.77
	14"(356mm)	96"(2438mm)	ULML-1796-NSN	4128.40	4605.67	4890.91	5470.53	4305.66	4782.93	5068.17	5647.79
Legal Depth											
16.56"(421mm)	16.5"(419mm)	30"(762mm)	ULMD-1730-NSN	\$ 2441.71	\$ 2783.35	\$ 2978.06	\$ 3434.15	\$ 2522.01	\$ 2863.65	\$ 3058.36	\$ 3514.45
	16.5"(419mm)	36"(914mm)	ULMD-1736-NSN	2606.91	2960.88	3163.82	3631.14	2697.24	3051.21	3254.15	3721.47
	16.5"(419mm)	42"(1067mm)	ULMD-1742-NS	2790.52	3156.82	3367.99	3846.54	2890.88	3257.18	3468.35	3946.90
	16.5"(419mm)	48"(1219mm)	ULMD-1748-NS	2955.72	3334.35	3553.75	4043.53	3066.11	3444.74	3664.14	4153.92
	16.5"(419mm)	54"(1372mm)	ULMD-1754-NS	3120.92	3511.88	3739.51	4240.52	3241.34	3632.30	3859.93	4360.94
	16.5"(419mm)	60"(1524mm)	ULMD-1760-NSN	3286.12	3689.41	3925.27	4437.51	3416.57	3819.86	4055.72	4567.96
	16.5"(419mm)	66"(1676mm)	ULMD-1766-NSN	3451.32	3866.94	4111.03	4634.50	3591.80	4007.42	4251.51	4774.98
	16.5"(419mm)	72"(1829mm)	ULMD-1772-NSN	3616.52	4044.47	4296.79	4831.49	3767.03	4194.98	4447.30	4982.00
	16.5"(419mm)	78"(1981mm)	ULMD-1778-NSN	3800.13	4240.41	4500.96	5046.89	3960.67	4400.95	4661.50	5207.43
	16.5"(419mm)	84"(2134mm)	ULMD-1784-NSN	3965.33	4417.94	4686.72	5243.88	4135.90	4588.51	4857.29	5414.45
	16.5"(419mm)	90"(2286mm)	ULMD-1790-NSN	4130.53	4595.47	4872.48	5440.87	4311.13	4776.07	5053.08	5621.47
	16.5"(419mm)	96"(2438mm)	ULMD-1796-NSN	4295.73	4773.00	5058.24	5637.86	4486.36	4963.63	5248.87	5828.49

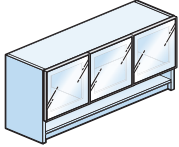
Height	Depth	Width	Number ①	Wood A Glass				Wood B Glass			
				A	C	D	H	A	C	D	H
Letter Depth											
16.56"(421mm)	14"(356mm)	30"(762mm)	UXML-1730-NSN	\$3099.15	\$3440.79	\$3635.50	\$ 4091.59	\$3330.08	\$ 3671.72	\$3866.43	\$4322.52
	14"(356mm)	36"(914mm)	UXML-1736-NSN	3370.92	3724.89	3927.83	4395.15	3625.04	3979.01	4181.95	4649.27
	14"(356mm)	42"(1067mm)	UXML-1742-NS	3661.10	4027.40	4238.57	4717.12	3938.41	4304.71	4515.88	4994.43
	14"(356mm)	48"(1219mm)	UXML-1748-NS	3932.87	4311.50	4530.90	5020.68	4233.37	4612.00	4831.40	5321.18
	14"(356mm)	54"(1372mm)	UXML-1754-NS	4204.64	4595.60	4823.23	5324.24	4528.33	4919.29	5146.92	5647.93
	14"(356mm)	60"(1524mm)	UXML-1760-NSN	4476.41	4879.70	5115.56	5627.80	4823.29	5226.58	5462.44	5974.68
	14"(356mm)	66"(1676mm)	UXML-1766-NSN	4748.18	5163.80	5407.89	5931.36	5118.25	5533.87	5777.96	6301.43
	14"(356mm)	72"(1829mm)	UXML-1772-NSN	5019.95	5447.90	5700.22	6234.92	5413.21	5841.16	6093.48	6628.18
	14"(356mm)	78"(1981mm)	UXML-1778-NSN	5310.13	5750.41	6010.96	6556.89	5726.58	6166.86	6427.41	6973.34
	14"(356mm)	84"(2134mm)	UXML-1784-NSN	5581.90	6034.51	6303.29	6860.45	6021.54	6474.15	6742.93	7300.09
	14"(356mm)	90"(2286mm)	UXML-1790-NSN	5853.67	6318.61	6595.62	7164.01	6316.50	6781.44	7058.45	7626.84
	14"(356mm)	96"(2438mm)	UXML-1796-NSN	6125.44	6602.71	6887.95	7467.57	6611.46	7088.73	7373.97	7953.59
Legal Depth											
16.56"(421mm)	16.5"(419mm)	30"(762mm)	UXMD-1730-NSN	\$ 3371.56	\$ 3713.20	\$ 3907.91	\$ 4364.00	\$ 3629.73	\$ 3971.37	\$ 4166.08	\$ 4622.17
	16.5"(419mm)	36"(914mm)	UXMD-1736-NSN	3643.33	3997.30	4200.24	4667.56	3924.69	4278.66	4481.60	4948.92
	16.5"(419mm)	42"(1067mm)	UXMD-1742-NS	3933.51	4299.81	4510.98	4989.53	4238.06	4604.36	4815.53	5294.08
	16.5"(419mm)	48"(1219mm)	UXMD-1748-NS	4205.28	4583.91	4803.31	5293.09	4533.02	4911.65	5131.05	5620.83
	16.5"(419mm)	54"(1372mm)	UXMD-1754-NS	4477.05	4868.01	5095.64	5596.65	4827.98	5218.94	5446.57	5947.58
	16.5"(419mm)	60"(1524mm)	UXMD-1760-NSN	4748.82	5152.11	5387.97	5900.21	5122.94	5526.23	5762.09	6274.33
	16.5"(419mm)	66"(1676mm)	UXMD-1766-NSN	5020.59	5436.21	5680.30	6203.77	5417.90	5833.52	6077.61	6601.08
	16.5"(419mm)	72"(1829mm)	UXMD-1772-NSN	5292.36	5720.31	5972.63	6507.33	5712.86	6140.81	6393.13	6927.83
	16.5"(419mm)	78"(1981mm)	UXMD-1778-NSN	5582.54	6022.82	6283.37	6829.30	6026.23	6466.51	6727.06	7272.99
	16.5"(419mm)	84"(2134mm)	UXMD-1784-NSN	5854.31	6306.92	6575.70	7132.86	6321.19	6773.80	7042.58	7599.74
	16.5"(419mm)	90"(2286mm)	UXMD-1790-NSN	6126.08	6591.02	6868.03	7436.42	6616.15	7081.09	7358.10	7926.49
	16.5"(419mm)	96"(2438mm)	UXMD-1796-NSN	6397.85	6875.12	7160.36	7739.98	6911.11	7388.38	7673.62	8253.24

Overhead Storage Unit

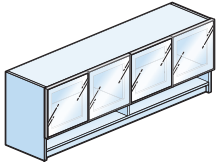
1.5H Glass Hinged Doors



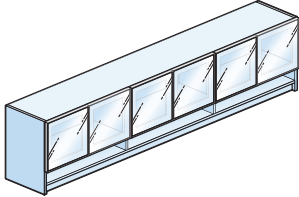
30" and 36" widths



42"-54" widths



60"-72" widths



78"-96" widths

ULML-SN
 ULMD-SN
 UXML-SN
 UXMD-SN
 ULML-SL
 ULMD-SL
 UXML-SL
 UXMD-SL
 Class RA

Features

- Includes storage cabinet(s) with non-locking glass doors, 3.25"(83mm) cubbies, 2"(51mm) integrated light valance and 4"(102mm) French cleat with anti-dislodgement feature.
- 42"(1067mm), 48"(1219mm) and 54"(1372mm)W units available with choice of left or right door swing for single door.
- Locks not available.
- Glass door includes metal frame with metallic powdercoat finish on back side of door.
- Glass doors will be field installed.

Specification Tips

- Accommodates separately specified tackboards and lighting accessories.
- Must be properly anchored to a structural wall.
- Anchors are not provided, must be field supplied.

To Order, Specify:

- 1) Product number.
- 1 **Single Door Swing Orientation:**
 (42", 48" and 54"W only)
L Left-hand
R Right-hand
- 2) Finish code (laminated or wood).
- 3) Laminate edge trim color (if laminate specified).
- 4) Glass code.
- 5) Trim color for glass frame.

Overhead Storage Unit

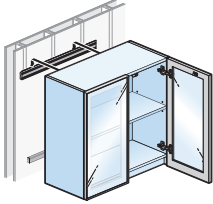
1.5H Glass Hinged Doors

Height	Depth	Width	Number	①	HPL A Glass				HPL B Glass			
					A	C	D	H	A	C	D	H
Letter Depth												
21"(533mm)	14"(356mm)	30"(762mm)	ULML-2130-NSN		\$2542.58	\$2940.42	\$3172.53	\$3670.54	\$2616.47	\$3014.31	\$3246.42	\$3744.43
	14"(356mm)	36"(914mm)	ULML-2136-NSN		2746.29	3156.46	3396.80	3906.04	2833.53	3243.70	3484.04	3993.28
	14"(356mm)	42"(1067mm)	ULML-2142-NS		2968.41	3390.91	3639.48	4159.95	3069.00	3491.50	3740.07	4260.54
	14"(356mm)	48"(1219mm)	ULML-2148-NS		3172.12	3606.95	3863.75	4395.45	3286.06	3720.89	3977.69	4509.39
	14"(356mm)	54"(1372mm)	ULML-2154-NS		3375.83	3822.99	4088.02	4630.95	3503.12	3950.28	4215.31	4758.24
	14"(356mm)	60"(1524mm)	ULML-2160-NSN		3579.54	4039.03	4312.29	4866.45	3720.18	4179.67	4452.93	5007.09
	14"(356mm)	66"(1676mm)	ULML-2166-NSN		3783.25	4255.07	4536.56	5101.95	3937.24	4409.06	4690.55	5255.94
	14"(356mm)	72"(1829mm)	ULML-2172-NSN		3986.96	4471.11	4760.83	5337.45	4154.30	4638.45	4928.17	5504.79
	14"(356mm)	78"(1981mm)	ULML-2178-NSN		4209.08	4705.56	5003.51	5591.36	4389.77	4886.25	5184.20	5772.05
	14"(356mm)	84"(2134mm)	ULML-2184-NSN		4412.79	4921.60	5227.78	5826.86	4606.83	5115.64	5421.82	6020.90
	14"(356mm)	90"(2286mm)	ULML-2190-NSN		4616.50	5137.64	5452.05	6062.36	4823.89	5345.03	5659.44	6269.75
	14"(356mm)	96"(2438mm)	ULML-2196-NSN		4820.21	5353.68	5676.32	6297.86	5040.95	5574.42	5897.06	6518.60
Legal Depth												
21"(533mm)	16.5"(419mm)	30"(762mm)	ULMD-2130-NSN		\$2709.91	\$3107.75	\$3339.86	\$3837.87	\$2797.17	\$3195.01	\$3427.12	\$3925.13
	16.5"(419mm)	36"(914mm)	ULMD-2136-NSN		2913.62	3323.79	3564.13	4073.37	3014.23	3424.40	3664.74	4173.98
	16.5"(419mm)	42"(1067mm)	ULMD-2142-NS		3135.74	3558.24	3806.81	4327.28	3249.70	3672.20	3920.77	4441.24
	16.5"(419mm)	48"(1219mm)	ULMD-2148-NS		3339.45	3774.28	4031.08	4562.78	3466.76	3901.59	4158.39	4690.09
	16.5"(419mm)	54"(1372mm)	ULMD-2154-NS		3543.16	3990.32	4255.35	4798.28	3683.82	4130.98	4396.01	4938.94
	16.5"(419mm)	60"(1524mm)	ULMD-2160-NSN		3746.87	4206.36	4479.62	5033.78	3900.88	4360.37	4633.63	5187.79
	16.5"(419mm)	66"(1676mm)	ULMD-2166-NSN		3950.58	4422.40	4703.89	5269.28	4117.94	4589.76	4871.25	5436.64
	16.5"(419mm)	72"(1829mm)	ULMD-2172-NSN		4154.29	4638.44	4928.16	5504.78	4335.00	4819.15	5108.87	5685.49
	16.5"(419mm)	78"(1981mm)	ULMD-2178-NSN		4376.41	4872.89	5170.84	5758.69	4570.47	5066.95	5364.90	5952.75
	16.5"(419mm)	84"(2134mm)	ULMD-2184-NSN		4580.12	5088.93	5395.11	5994.19	4787.53	5296.34	5602.52	6201.60
	16.5"(419mm)	90"(2286mm)	ULMD-2190-NSN		4783.83	5304.97	5619.38	6229.69	5004.59	5525.73	5840.14	6450.45
	16.5"(419mm)	96"(2438mm)	ULMD-2196-NSN		4987.54	5521.01	5843.65	6465.19	5221.65	5755.12	6077.76	6699.30

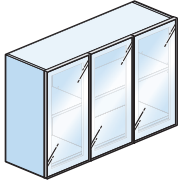
Height	Depth	Width	Number	①	Wood A Glass				Wood B Glass			
					A	C	D	H	A	C	D	H
Letter Depth												
21"(533mm)	14"(356mm)	30"(762mm)	UXML-2130-NSN		\$3439.79	\$3837.63	\$4069.74	\$4567.75	\$3686.56	\$4084.40	\$4316.51	\$4814.52
	14"(356mm)	36"(914mm)	UXML-2136-NSN		3782.18	4192.35	4432.69	4941.93	4059.22	4469.39	4709.73	5218.97
	14"(356mm)	42"(1067mm)	UXML-2142-NS		4142.98	4565.48	4814.05	5334.52	4450.29	4872.79	5121.36	5641.83
	14"(356mm)	48"(1219mm)	UXML-2148-NS		4485.37	4920.20	5177.00	5708.70	4822.95	5257.78	5514.58	6046.28
	14"(356mm)	54"(1372mm)	UXML-2154-NS		4827.76	5274.92	5539.95	6082.88	5195.61	5642.77	5907.80	6450.73
	14"(356mm)	60"(1524mm)	UXML-2160-NSN		5170.15	5629.64	5902.90	6457.06	5568.27	6027.76	6301.02	6855.18
	14"(356mm)	66"(1676mm)	UXML-2166-NSN		5512.54	5984.36	6265.85	6831.24	5940.93	6412.75	6694.24	7259.63
	14"(356mm)	72"(1829mm)	UXML-2172-NSN		5854.93	6339.08	6628.80	7205.42	6313.59	6797.74	7087.46	7664.08
	14"(356mm)	78"(1981mm)	UXML-2178-NSN		6215.73	6712.21	7010.16	7598.01	6704.66	7201.14	7499.09	8086.94
	14"(356mm)	84"(2134mm)	UXML-2184-NSN		6558.12	7066.93	7373.11	7972.19	7077.32	7586.13	7892.31	8491.39
	14"(356mm)	90"(2286mm)	UXML-2190-NSN		6900.51	7421.65	7736.06	8346.37	7449.98	7971.12	8285.53	8895.84
	14"(356mm)	96"(2438mm)	UXML-2196-NSN		7242.90	7776.37	8099.01	8720.55	7822.64	8356.11	8678.75	9300.29
Legal Depth												
21"(533mm)	16.5"(419mm)	30"(762mm)	UXMD-2130-NSN		\$3712.20	\$4110.04	\$4342.15	\$4840.16	\$3986.21	\$4384.05	\$4616.16	\$5114.17
	16.5"(419mm)	36"(914mm)	UXMD-2136-NSN		4054.59	4464.76	4705.10	5214.34	4358.87	4769.04	5009.38	5518.62
	16.5"(419mm)	42"(1067mm)	UXMD-2142-NS		4415.39	4837.89	5086.46	5606.93	4749.94	5172.44	5421.01	5941.48
	16.5"(419mm)	48"(1219mm)	UXMD-2148-NS		4757.78	5192.61	5449.41	5981.11	5122.60	5557.43	5814.23	6345.93
	16.5"(419mm)	54"(1372mm)	UXMD-2154-NS		5100.17	5547.33	5812.36	6355.29	5495.26	5942.42	6207.45	6750.38
	16.5"(419mm)	60"(1524mm)	UXMD-2160-NSN		5442.56	5902.05	6175.31	6729.47	5867.92	6327.41	6600.67	7154.83
	16.5"(419mm)	66"(1676mm)	UXMD-2166-NSN		5784.95	6256.77	6538.26	7103.65	6240.58	6712.40	6993.89	7559.28
	16.5"(419mm)	72"(1829mm)	UXMD-2172-NSN		6127.34	6611.49	6901.21	7477.83	6613.24	7097.39	7387.11	7963.73
	16.5"(419mm)	78"(1981mm)	UXMD-2178-NSN		6488.14	6984.62	7282.57	7870.42	7004.31	7500.79	7798.74	8386.59
	16.5"(419mm)	84"(2134mm)	UXMD-2184-NSN		6830.53	7339.34	7645.52	8244.60	7376.97	7885.78	8191.96	8791.04
	16.5"(419mm)	90"(2286mm)	UXMD-2190-NSN		7172.92	7694.06	8008.47	8618.78	7749.63	8270.77	8585.18	9195.49
	16.5"(419mm)	96"(2438mm)	UXMD-2196-NSN		7515.31	8048.78	8371.42	8992.96	8122.29	8655.76	8978.40	9599.94

Overhead Storage Unit

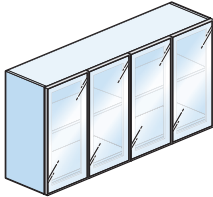
2H Glass Hinged Doors



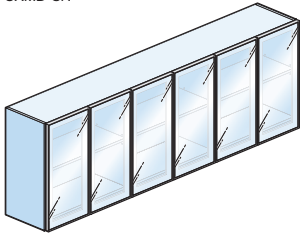
30" and 36" widths
ULML-SN
ULMD-SN
UXML-SN
UXMD-SN



42"-54" widths
ULML-SL
ULMD-SL
UXML-SL
UXMD-SL



60"-72" widths
ULML-SN
ULMD-SN
UXML-SN
UXMD-SN



78"-96" widths
ULML-SN
ULMD-SN
UXML-SN
UXMD-SN
Class RA

Features

- Includes storage cabinet(s) with glass doors, 2"(51mm) integrated light valance, one adjustable shelf and 4"(102mm) French cleat with anti-dislodgement feature.
- 42"(1067mm), 48"(1219mm) and 54"(1372mm)W units available with choice of left or right door swing for single door.
- One interior .75"(19mm) thick wood shelf with ±1.25"(32mm) adjustment range.
- Locks not available.
- Glass door includes metal frame with metallic powdercoat finish on back side of door.
- Glass doors will be field installed.

Specification Tips

- Accommodates separately specified tackboards and lighting accessories.
- Must be properly anchored to a structural wall.
- Anchors are not provided, must be field supplied.

To Order, Specify:

- 1) Product number.
- 1 **Single Door Swing Orientation:**
(42", 48" and 54"W only)
L Left-hand
R Right-hand
- 2) Finish code (laminate or wood).
- 3) Laminate edge trim color (if laminate specified).
- 4) Glass code.
- 5) Trim color for glass frame.

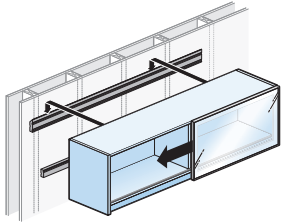
Overhead Storage Unit

2H Glass Hinged Doors

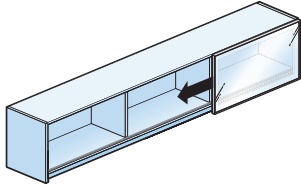
Height	Depth	Width	Number	①	HPL A Glass				HPL B Glass			
					A	C	D	H	A	C	D	H
Letter Depth												
29.125"(740mm)	14"(356mm)	30"(762mm)	ULML-2930-NSN		\$ 3078.98	\$ 3589.22	\$ 3896.13	\$ 4477.98	\$ 3166.79	\$ 3677.03	\$ 3983.94	\$ 4565.79
	14"(356mm)	36"(914mm)	ULML-2936-NSN		3282.69	3805.26	4120.40	4713.48	3383.85	3906.42	4221.56	4814.64
	14"(356mm)	42"(1067mm)	ULML-2942-NS		3504.81	4039.71	4363.08	4967.39	3619.32	4154.22	4477.59	5081.90
	14"(356mm)	48"(1219mm)	ULML-2948-NS		3708.52	4255.75	4587.35	5202.89	3836.38	4383.61	4715.21	5330.75
	14"(356mm)	54"(1372mm)	ULML-2954-NS		3912.23	4471.79	4811.62	5438.39	4053.44	4613.00	4952.83	5579.60
	14"(356mm)	60"(1524mm)	ULML-2960-NSN		4115.94	4687.83	5035.89	5673.89	4270.50	4842.39	5190.45	5828.45
	14"(356mm)	66"(1676mm)	ULML-2966-NSN		4319.65	4903.87	5260.16	5909.39	4487.56	5071.78	5428.07	6077.30
	14"(356mm)	72"(1829mm)	ULML-2972-NSN		4523.36	5119.91	5484.43	6144.89	4704.62	5301.17	5665.69	6326.15
	14"(356mm)	78"(1981mm)	ULML-2978-NSN		4745.48	5354.36	5727.11	6398.80	4940.09	5548.97	5921.72	6593.41
	14"(356mm)	84"(2134mm)	ULML-2984-NSN		4949.19	5570.40	5951.38	6634.30	5157.15	5778.36	6159.34	6842.26
	14"(356mm)	90"(2286mm)	ULML-2990-NSN		5152.90	5786.44	6175.65	6869.80	5374.21	6007.75	6396.96	7091.11
	14"(356mm)	96"(2438mm)	ULML-2996-NSN		5356.61	6002.48	6399.92	7105.30	5591.27	6237.14	6634.58	7339.96
Legal Depth												
29.125"(740mm)	16.5"(419mm)	30"(762mm)	ULMD-2930-NSN		\$ 3246.31	\$ 3756.55	\$ 4063.46	\$ 4645.31	\$ 3347.49	\$ 3857.73	\$ 4164.64	\$ 4746.49
	16.5"(419mm)	36"(914mm)	ULMD-2936-NSN		3450.02	3972.59	4287.73	4880.81	3564.55	4087.12	4402.26	4995.34
	16.5"(419mm)	42"(1067mm)	ULMD-2942-NS		3672.14	4207.04	4530.41	5134.72	3800.02	4334.92	4658.29	5262.60
	16.5"(419mm)	48"(1219mm)	ULMD-2948-NS		3875.85	4423.08	4754.68	5370.22	4017.08	4564.31	4895.91	5511.45
	16.5"(419mm)	54"(1372mm)	ULMD-2954-NS		4079.56	4639.12	4978.95	5605.72	4234.14	4793.70	5133.53	5760.30
	16.5"(419mm)	60"(1524mm)	ULMD-2960-NSN		4283.27	4855.16	5203.22	5841.22	4451.20	5023.09	5371.15	6009.15
	16.5"(419mm)	66"(1676mm)	ULMD-2966-NSN		4486.98	5071.20	5427.49	6076.72	4668.26	5252.48	5608.77	6258.00
	16.5"(419mm)	72"(1829mm)	ULMD-2972-NSN		4690.69	5287.24	5651.76	6312.22	4885.32	5481.87	5846.39	6506.85
	16.5"(419mm)	78"(1981mm)	ULMD-2978-NSN		4912.81	5521.69	5894.44	6566.13	5120.79	5729.67	6102.42	6774.11
	16.5"(419mm)	84"(2134mm)	ULMD-2984-NSN		5116.52	5737.73	6118.71	6801.63	5337.85	5959.06	6340.04	7022.96
	16.5"(419mm)	90"(2286mm)	ULMD-2990-NSN		5320.23	5953.77	6342.98	7037.13	5554.91	6188.45	6577.66	7271.81
	16.5"(419mm)	96"(2438mm)	ULMD-2996-NSN		5523.94	6169.81	6567.25	7272.63	5771.97	6417.84	6815.28	7520.66
Height	Depth	Width	Number	①	Wood A Glass				Wood B Glass			
					A	C	D	H	A	C	D	H
Letter Depth												
29.125"(740mm)	14"(356mm)	30"(762mm)	UXML-2930-NSN		\$ 4121.07	\$ 4631.31	\$ 4938.22	\$ 5520.07	\$ 4399.52	\$ 4909.76	\$ 5216.67	\$ 5798.52
	14"(356mm)	36"(914mm)	UXML-2936-NSN		4463.46	4986.03	5301.17	5894.25	4772.18	5294.75	5609.89	6202.97
	14"(356mm)	42"(1067mm)	UXML-2942-NS		4824.26	5359.16	5682.53	6286.84	5163.25	5698.15	6021.52	6625.83
	14"(356mm)	48"(1219mm)	UXML-2948-NS		5166.65	5713.88	6045.48	6661.02	5535.91	6083.14	6414.74	7030.28
	14"(356mm)	54"(1372mm)	UXML-2954-NS		5509.04	6068.60	6408.43	7035.20	5908.57	6468.13	6807.96	7434.73
	14"(356mm)	60"(1524mm)	UXML-2960-NSN		5851.43	6423.32	6771.38	7409.38	6281.23	6853.12	7201.18	7839.18
	14"(356mm)	66"(1676mm)	UXML-2966-NSN		6193.82	6778.04	7134.33	7783.56	6653.89	7238.11	7594.40	8243.63
	14"(356mm)	72"(1829mm)	UXML-2972-NSN		6536.21	7132.76	7497.28	8157.74	7026.55	7623.10	7987.62	8648.08
	14"(356mm)	78"(1981mm)	UXML-2978-NSN		6897.01	7505.89	7878.64	8550.33	7417.62	8026.50	8399.25	9070.94
	14"(356mm)	84"(2134mm)	UXML-2984-NSN		7239.40	7860.61	8241.59	8924.51	7790.28	8411.49	8792.47	9475.39
	14"(356mm)	90"(2286mm)	UXML-2990-NSN		7581.79	8215.33	8604.54	9298.69	8162.94	8796.48	9185.69	9879.84
	14"(356mm)	96"(2438mm)	UXML-2996-NSN		7924.18	8570.05	8967.49	9672.87	8535.60	9181.47	9578.91	10284.29
Legal Depth												
29.125"(740mm)	16.5"(419mm)	30"(762mm)	UXMD-2930-NSN		\$ 4393.48	\$ 4903.72	\$ 5210.63	\$ 5792.48	\$ 4699.17	\$ 5209.41	\$ 5516.32	\$ 6098.17
	16.5"(419mm)	36"(914mm)	UXMD-2936-NSN		4735.87	5258.44	5573.58	6166.66	5071.83	5594.40	5909.54	6502.62
	16.5"(419mm)	42"(1067mm)	UXMD-2942-NS		5096.67	5631.57	5954.94	6559.25	5462.90	5997.80	6321.17	6925.48
	16.5"(419mm)	48"(1219mm)	UXMD-2948-NS		5439.06	5986.29	6317.89	6933.43	5835.56	6382.79	6714.39	7329.93
	16.5"(419mm)	54"(1372mm)	UXMD-2954-NS		5781.45	6341.01	6680.84	7307.61	6208.22	6767.78	7107.61	7734.38
	16.5"(419mm)	60"(1524mm)	UXMD-2960-NSN		6123.84	6695.73	7043.79	7681.79	6580.88	7152.77	7500.83	8138.83
	16.5"(419mm)	66"(1676mm)	UXMD-2966-NSN		6466.23	7050.45	7406.74	8055.97	6953.54	7537.76	7894.05	8543.28
	16.5"(419mm)	72"(1829mm)	UXMD-2972-NSN		6808.62	7405.17	7769.69	8430.15	7326.20	7922.75	8287.27	8947.73
	16.5"(419mm)	78"(1981mm)	UXMD-2978-NSN		7169.42	7778.30	8151.05	8822.74	7717.27	8326.15	8698.90	9370.59
	16.5"(419mm)	84"(2134mm)	UXMD-2984-NSN		7511.81	8133.02	8514.00	9196.92	8089.93	8711.14	9092.12	9775.04
	16.5"(419mm)	90"(2286mm)	UXMD-2990-NSN		7854.20	8487.74	8876.95	9571.10	8462.59	9096.13	9485.34	10179.49
	16.5"(419mm)	96"(2438mm)	UXMD-2996-NSN		8196.59	8842.46	9239.90	9945.28	8835.25	9481.12	9878.56	10583.94

Overhead Storage Unit

1H Glass Sliding Door



30"-72" widths



78"-96" widths
 ULLL-SN
 ULLD-SN
 UXLL-SN
 UXLD-SN
 Class RA

Features

- Includes storage cabinet(s) with one glass sliding door, 2"(51mm) integrated light valance and 4"(102mm) French cleat with anti-dislodgement feature.
- Units 30"-72"(762mm-1829mm)W include two equal width sections divided by one inset intermediate center support.
- Units 78"-96"(1981mm-2438mm)W include three equal width sections divided by two inset intermediate center supports.
- Sliding door width equal to one section width (one-half or one-third of unit width).
- Locks not available.
- Glass door includes metal frame with metallic powdercoat finish on back side of door.
- Includes internally mounted sliding door track top and bottom with bumpers at each end.
- Glass doors will be field installed.

Specification Tips

- Accommodates separately specified tackboards and lighting accessories.
- Must be properly anchored to a structural wall.
- Anchors are not provided, must be field supplied.
- Only back-painted glass available as standard; specifying alternate glass may allow for the light valance and hardware to be visible.

To Order, Specify:

- 1) Product number.
- 2) Finish code (laminated or wood).
- 3) Laminate edge trim color (if laminate specified).
- 4) Glass code.
- 5) Trim color for glass frame.

Overhead Storage Unit

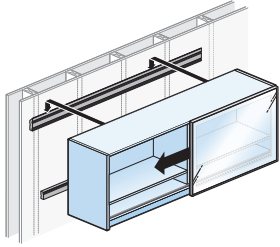
1H Glass Sliding Door

Height	Depth	Width	Number	HPL A Glass				HPL B Glass			
				A	C	D	H	A	C	D	H
Letter Depth											
16.56"(421mm)	14"(356mm)	30"(762mm)	ULLL-1730-NSN	\$ 1828.81	\$2022.58	\$ 2151.89	\$ 2328.34	\$ 1895.74	\$2089.51	\$ 2218.82	\$ 2395.27
	14"(356mm)	36"(914mm)	ULLL-1736-NSN	1988.36	2192.67	2329.05	2515.10	2065.32	2269.63	2406.01	2592.06
	14"(356mm)	42"(1067mm)	ULLL-1742-NSN	2166.32	2381.17	2524.62	2720.27	2253.31	2468.16	2611.61	2807.26
	14"(356mm)	48"(1219mm)	ULLL-1748-NSN	2325.87	2551.26	2701.78	2907.03	2422.89	2648.28	2798.80	3004.05
	14"(356mm)	54"(1372mm)	ULLL-1754-NSN	2485.42	2721.35	2878.94	3093.79	2592.47	2828.40	2985.99	3200.84
	14"(356mm)	60"(1524mm)	ULLL-1760-NSN	2644.97	2891.44	3056.10	3280.55	2762.05	3008.52	3173.18	3397.63
	14"(356mm)	66"(1676mm)	ULLL-1766-NSN	2804.52	3061.53	3233.26	3467.31	2931.63	3188.64	3360.37	3594.42
	14"(356mm)	72"(1829mm)	ULLL-1772-NSN	2964.07	3231.62	3410.42	3654.07	3101.21	3368.76	3547.56	3791.21
	14"(356mm)	78"(1981mm)	ULLL-1778-NSN	3142.03	3420.12	3605.99	3859.24	3289.20	3567.29	3753.16	4006.41
	14"(356mm)	84"(2134mm)	ULLL-1784-NSN	3301.58	3590.21	3783.15	4046.00	3458.78	3747.41	3940.35	4203.20
	14"(356mm)	90"(2286mm)	ULLL-1790-NSN	3461.13	3760.30	3960.31	4232.76	3628.36	3927.53	4127.54	4399.99
	14"(356mm)	96"(2438mm)	ULLL-1796-NSN	3620.68	3930.39	4137.47	4419.52	3797.94	4107.65	4314.73	4596.78
Legal Depth											
16.56"(421mm)	16.5"(419mm)	30"(762mm)	ULLD-1730-NSN	\$ 1996.14	\$ 2189.91	\$ 2319.22	\$ 2495.67	\$ 2076.44	\$ 2270.21	\$ 2399.52	\$ 2575.97
	16.5"(419mm)	36"(914mm)	ULLD-1736-NSN	2155.69	2360.00	2496.38	2682.43	2246.02	2450.33	2586.71	2772.76
	16.5"(419mm)	42"(1067mm)	ULLD-1742-NSN	2333.65	2548.50	2691.95	2887.60	2434.01	2648.86	2792.31	2987.96
	16.5"(419mm)	48"(1219mm)	ULLD-1748-NSN	2493.20	2718.59	2869.11	3074.36	2603.59	2828.98	2979.50	3184.75
	16.5"(419mm)	54"(1372mm)	ULLD-1754-NSN	2652.75	2888.68	3046.27	3261.12	2773.17	3009.10	3166.69	3381.54
	16.5"(419mm)	60"(1524mm)	ULLD-1760-NSN	2812.30	3058.77	3223.43	3447.88	2942.75	3189.22	3353.88	3578.33
	16.5"(419mm)	66"(1676mm)	ULLD-1766-NSN	2971.85	3228.86	3400.59	3634.64	3112.33	3369.34	3541.07	3775.12
	16.5"(419mm)	72"(1829mm)	ULLD-1772-NSN	3131.40	3398.95	3577.75	3821.40	3281.91	3549.46	3728.26	3971.91
	16.5"(419mm)	78"(1981mm)	ULLD-1778-NSN	3309.36	3587.45	3773.32	4026.57	3469.90	3747.99	3933.86	4187.11
	16.5"(419mm)	84"(2134mm)	ULLD-1784-NSN	3468.91	3757.54	3950.48	4213.33	3639.48	3928.11	4121.05	4383.90
	16.5"(419mm)	90"(2286mm)	ULLD-1790-NSN	3628.46	3927.63	4127.64	4400.09	3809.06	4108.23	4308.24	4580.69
	16.5"(419mm)	96"(2438mm)	ULLD-1796-NSN	3788.01	4097.72	4304.80	4586.85	3978.64	4288.35	4495.43	4777.48

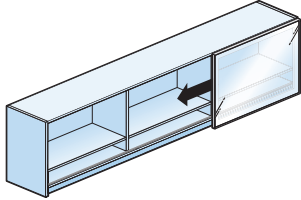
Height	Depth	Width	Number	Wood A Glass				Wood B Glass			
				A	C	D	H	A	C	D	H
Letter Depth											
16.56"(421mm)	14"(356mm)	30"(762mm)	UXLL-1730-NSN	\$ 2653.58	\$ 2847.35	\$ 2976.66	\$ 3153.11	\$ 2884.51	\$ 3078.28	\$ 3207.59	\$ 3384.04
	14"(356mm)	36"(914mm)	UXLL-1736-NSN	2919.70	3124.01	3260.39	3446.44	3173.82	3378.13	3514.51	3700.56
	14"(356mm)	42"(1067mm)	UXLL-1742-NSN	3204.23	3419.08	3562.53	3758.18	3481.54	3696.39	3839.84	4035.49
	14"(356mm)	48"(1219mm)	UXLL-1748-NSN	3470.35	3695.74	3846.26	4051.51	3770.85	3996.24	4146.76	4352.01
	14"(356mm)	54"(1372mm)	UXLL-1754-NSN	3736.47	3972.40	4129.99	4344.84	4060.16	4296.09	4453.68	4668.53
	14"(356mm)	60"(1524mm)	UXLL-1760-NSN	4002.59	4249.06	4413.72	4638.17	4349.47	4595.94	4760.60	4985.05
	14"(356mm)	66"(1676mm)	UXLL-1766-NSN	4268.71	4525.72	4697.45	4931.50	4638.78	4895.79	5067.52	5301.57
	14"(356mm)	72"(1829mm)	UXLL-1772-NSN	4534.83	4802.38	4981.18	5224.83	4928.09	5195.64	5374.44	5618.09
	14"(356mm)	78"(1981mm)	UXLL-1778-NSN	4819.36	5097.45	5283.32	5536.57	5235.81	5513.90	5699.77	5953.02
	14"(356mm)	84"(2134mm)	UXLL-1784-NSN	5085.48	5374.11	5567.05	5829.90	5525.12	5813.75	6006.69	6269.54
	14"(356mm)	90"(2286mm)	UXLL-1790-NSN	5351.60	5650.77	5850.78	6123.23	5814.43	6113.60	6313.61	6586.06
	14"(356mm)	96"(2438mm)	UXLL-1796-NSN	5617.72	5927.43	6134.51	6416.56	6103.74	6413.45	6620.53	6902.58
Legal Depth											
16.56"(421mm)	16.5"(419mm)	30"(762mm)	UXLD-1730-NSN	\$ 2925.99	\$ 3119.76	\$ 3249.07	\$ 3425.52	\$ 3184.16	\$ 3377.93	\$ 3507.24	\$ 3683.69
	16.5"(419mm)	36"(914mm)	UXLD-1736-NSN	3192.11	3396.42	3532.80	3718.85	3473.47	3677.78	3814.16	4000.21
	16.5"(419mm)	42"(1067mm)	UXLD-1742-NSN	3476.64	3691.49	3834.94	4030.59	3781.19	3996.04	4139.49	4335.14
	16.5"(419mm)	48"(1219mm)	UXLD-1748-NSN	3742.76	3968.15	4118.67	4323.92	4070.50	4295.89	4446.41	4651.66
	16.5"(419mm)	54"(1372mm)	UXLD-1754-NSN	4008.88	4244.81	4402.40	4617.25	4359.81	4595.74	4753.33	4968.18
	16.5"(419mm)	60"(1524mm)	UXLD-1760-NSN	4275.00	4521.47	4686.13	4910.58	4649.12	4895.59	5060.25	5284.70
	16.5"(419mm)	66"(1676mm)	UXLD-1766-NSN	4541.12	4798.13	4969.86	5203.91	4938.43	5195.44	5367.17	5601.22
	16.5"(419mm)	72"(1829mm)	UXLD-1772-NSN	4807.24	5074.79	5253.59	5497.24	5227.74	5495.29	5674.09	5917.74
	16.5"(419mm)	78"(1981mm)	UXLD-1778-NSN	5091.77	5369.86	5555.73	5808.98	5535.46	5813.55	5999.42	6252.67
	16.5"(419mm)	84"(2134mm)	UXLD-1784-NSN	5357.89	5646.52	5839.46	6102.31	5824.77	6113.40	6306.34	6569.19
	16.5"(419mm)	90"(2286mm)	UXLD-1790-NSN	5624.01	5923.18	6123.19	6395.64	6114.08	6413.25	6613.26	6885.71
	16.5"(419mm)	96"(2438mm)	UXLD-1796-NSN	5890.13	6199.84	6406.92	6688.97	6403.39	6713.10	6920.18	7202.23

Overhead Storage Unit

1.5H Glass Sliding Door



30"-72" widths



78"-96" widths
 ULLL-SN
 ULLD-SN
 UXLL-SN
 UXLD-SN
 Class RA

Features

- Includes storage cabinet(s) with one non-locking glass sliding door, 3.25" (83mm) cubbies, 2" (51mm) integrated light valance and 4" (102mm) French cleat with anti-dislodgement feature.
- Units 30"-72" (762mm-1829mm)W include two equal width sections divided by one inset intermediate center support.
- Units 78"-96" (1981mm-2438mm)W include three equal width sections divided by two inset intermediate center supports.
- Sliding door width equal to one section width (one-half or one-third of unit width).
- Locks not available.
- Glass door includes metal frame with metallic powdercoat finish on back side of door.
- Includes internally mounted sliding door track top and bottom with bumpers at each end.
- Glass doors will be field installed.

Specification Tips

- Accommodates separately specified tackboards and lighting accessories.
- Must be properly anchored to a structural wall.
- Anchors are not provided, must be field supplied.
- Only back-painted glass available as standard; specifying alternate glass may allow for the light valance and hardware to be visible.

To Order, Specify:

- 1) Product number.
- 2) Finish code (laminate or wood).
- 3) Laminate edge trim color (if laminate specified).
- 4) Glass code.
- 5) Trim color for glass frame.

Overhead Storage Unit

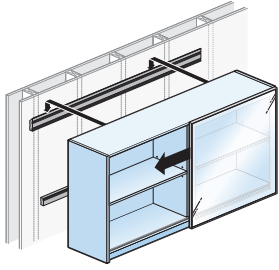
1.5H Glass Sliding Door

Height	Depth	Width	Number	HPL A Glass				HPL B Glass			
				A	C	D	H	A	C	D	H
Letter Depth											
21"(533mm)	14"(356mm)	30"(762mm)	ULLL-2130-NSN	\$2035.93	\$2266.90	\$2420.97	\$2631.30	\$2109.82	\$2340.79	\$2494.86	\$2705.19
	14"(356mm)	36"(914mm)	ULLL-2136-NSN	2233.99	2475.50	2636.64	2856.57	2321.23	2562.74	2723.88	2943.81
	14"(356mm)	42"(1067mm)	ULLL-2142-NSN	2450.46	2702.51	2870.72	3100.25	2551.05	2803.10	2971.31	3200.84
	14"(356mm)	48"(1219mm)	ULLL-2148-NSN	2648.52	2911.11	3086.39	3325.52	2762.46	3025.05	3200.33	3439.46
	14"(356mm)	54"(1372mm)	ULLL-2154-NSN	2846.58	3119.71	3302.06	3550.79	2973.87	3247.00	3429.35	3678.08
	14"(356mm)	60"(1524mm)	ULLL-2160-NSN	3044.64	3328.31	3517.73	3776.06	3185.28	3468.95	3658.37	3916.70
	14"(356mm)	66"(1676mm)	ULLL-2166-NSN	3242.70	3536.91	3733.40	4001.33	3396.69	3690.90	3887.39	4155.32
	14"(356mm)	72"(1829mm)	ULLL-2172-NSN	3440.76	3745.51	3949.07	4226.60	3608.10	3912.85	4116.41	4393.94
	14"(356mm)	78"(1981mm)	ULLL-2178-NSN	3657.23	3972.52	4183.15	4470.28	3837.92	4153.21	4363.84	4650.97
	14"(356mm)	84"(2134mm)	ULLL-2184-NSN	3855.29	4181.12	4398.82	4695.55	4049.33	4375.16	4592.86	4889.59
	14"(356mm)	90"(2286mm)	ULLL-2190-NSN	4053.35	4389.72	4614.49	4920.82	4260.74	4597.11	4821.88	5128.21
	14"(356mm)	96"(2438mm)	ULLL-2196-NSN	4251.41	4598.32	4830.16	5146.09	4472.15	4819.06	5050.90	5366.83
Legal Depth											
21"(533mm)	16.5"(419mm)	30"(762mm)	ULLD-2130-NSN	\$2203.26	\$2434.23	\$2588.30	\$2798.63	\$2290.52	\$2521.49	\$2675.56	\$2885.89
	16.5"(419mm)	36"(914mm)	ULLD-2136-NSN	2401.32	2642.83	2803.97	3023.90	2501.93	2743.44	2904.58	3124.51
	16.5"(419mm)	42"(1067mm)	ULLD-2142-NSN	2617.79	2869.84	3038.05	3267.58	2731.75	2983.80	3152.01	3381.54
	16.5"(419mm)	48"(1219mm)	ULLD-2148-NSN	2815.85	3078.44	3253.72	3492.85	2943.16	3205.75	3381.03	3620.16
	16.5"(419mm)	54"(1372mm)	ULLD-2154-NSN	3013.91	3287.04	3469.39	3718.12	3154.57	3427.70	3610.05	3858.78
	16.5"(419mm)	60"(1524mm)	ULLD-2160-NSN	3211.97	3495.64	3685.06	3943.39	3365.98	3649.65	3839.07	4097.40
	16.5"(419mm)	66"(1676mm)	ULLD-2166-NSN	3410.03	3704.24	3900.73	4168.66	3577.39	3871.60	4068.09	4336.02
	16.5"(419mm)	72"(1829mm)	ULLD-2172-NSN	3608.09	3912.84	4116.40	4393.93	3788.80	4093.55	4297.11	4574.64
	16.5"(419mm)	78"(1981mm)	ULLD-2178-NSN	3824.56	4139.85	4350.48	4637.61	4018.62	4333.91	4544.54	4831.67
	16.5"(419mm)	84"(2134mm)	ULLD-2184-NSN	4022.62	4348.45	4566.15	4862.88	4230.03	4555.86	4773.56	5070.29
	16.5"(419mm)	90"(2286mm)	ULLD-2190-NSN	4220.68	4557.05	4781.82	5088.15	4441.44	4777.81	5002.58	5308.91
	16.5"(419mm)	96"(2438mm)	ULLD-2196-NSN	4418.74	4765.65	4997.49	5313.42	4652.85	4999.76	5231.60	5547.53

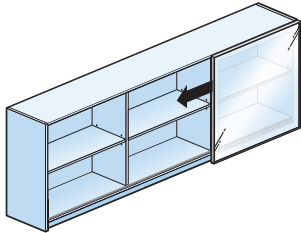
Height	Depth	Width	Number	Wood A Glass				Wood B Glass			
				A	C	D	H	A	C	D	H
Letter Depth											
21"(533mm)	14"(356mm)	30"(762mm)	UXLL-2130-NSN	\$2933.14	\$3164.11	\$3318.18	\$3528.51	\$3179.91	\$3410.88	\$3564.95	\$3775.28
	14"(356mm)	36"(914mm)	UXLL-2136-NSN	3269.88	3511.39	3672.53	3892.46	3546.92	3788.43	3949.57	4169.50
	14"(356mm)	42"(1067mm)	UXLL-2142-NSN	3625.03	3877.08	4045.29	4274.82	3932.34	4184.39	4352.60	4582.13
	14"(356mm)	48"(1219mm)	UXLL-2148-NSN	3961.77	4224.36	4399.64	4638.77	4299.35	4561.94	4737.22	4976.35
	14"(356mm)	54"(1372mm)	UXLL-2154-NSN	4298.51	4571.64	4753.99	5002.72	4666.36	4939.49	5121.84	5370.57
	14"(356mm)	60"(1524mm)	UXLL-2160-NSN	4635.25	4918.92	5108.34	5366.67	5033.37	5317.04	5506.46	5764.79
	14"(356mm)	66"(1676mm)	UXLL-2166-NSN	4971.99	5266.20	5462.69	5730.62	5400.38	5694.59	5891.08	6159.01
	14"(356mm)	72"(1829mm)	UXLL-2172-NSN	5308.73	5613.48	5817.04	6094.57	5767.39	6072.14	6275.70	6553.23
	14"(356mm)	78"(1981mm)	UXLL-2178-NSN	5663.88	5979.17	6189.80	6476.93	6152.81	6468.10	6678.73	6965.86
	14"(356mm)	84"(2134mm)	UXLL-2184-NSN	6000.62	6326.45	6544.15	6840.88	6519.82	6845.65	7063.35	7360.08
	14"(356mm)	90"(2286mm)	UXLL-2190-NSN	6337.36	6673.73	6898.50	7204.83	6886.83	7223.20	7447.97	7754.30
	14"(356mm)	96"(2438mm)	UXLL-2196-NSN	6674.10	7021.01	7252.85	7568.78	7253.84	7600.75	7832.59	8148.52
Legal Depth											
21"(533mm)	16.5"(419mm)	30"(762mm)	UXLD-2130-NSN	\$3205.55	\$3436.52	\$3590.59	\$3800.92	\$3479.56	\$3710.53	\$3864.60	\$4074.93
	16.5"(419mm)	36"(914mm)	UXLD-2136-NSN	3542.29	3783.80	3944.94	4164.87	3846.57	4088.08	4249.22	4469.15
	16.5"(419mm)	42"(1067mm)	UXLD-2142-NSN	3897.44	4149.49	4317.70	4547.23	4231.99	4484.04	4652.25	4881.78
	16.5"(419mm)	48"(1219mm)	UXLD-2148-NSN	4234.18	4496.77	4672.05	4911.18	4599.00	4861.59	5036.87	5276.00
	16.5"(419mm)	54"(1372mm)	UXLD-2154-NSN	4570.92	4844.05	5026.40	5275.13	4966.01	5239.14	5421.49	5670.22
	16.5"(419mm)	60"(1524mm)	UXLD-2160-NSN	4907.66	5191.33	5380.75	5639.08	5333.02	5616.69	5806.11	6064.44
	16.5"(419mm)	66"(1676mm)	UXLD-2166-NSN	5244.40	5538.61	5735.10	6003.03	5700.03	5994.24	6190.73	6458.66
	16.5"(419mm)	72"(1829mm)	UXLD-2172-NSN	5581.14	5885.89	6089.45	6366.98	6067.04	6371.79	6575.35	6852.88
	16.5"(419mm)	78"(1981mm)	UXLD-2178-NSN	5936.29	6251.58	6462.21	6749.34	6452.46	6767.75	6978.38	7265.51
	16.5"(419mm)	84"(2134mm)	UXLD-2184-NSN	6273.03	6598.86	6816.56	7113.29	6819.47	7145.30	7363.00	7659.73
	16.5"(419mm)	90"(2286mm)	UXLD-2190-NSN	6609.77	6946.14	7170.91	7477.24	7186.48	7522.85	7747.62	8053.95
	16.5"(419mm)	96"(2438mm)	UXLD-2196-NSN	6946.51	7293.42	7525.26	7841.19	7553.49	7900.40	8132.24	8448.17

Overhead Storage Unit

2H Glass Sliding Door



30"-72" widths



78"-96" widths
 ULLL-SN
 ULLD-SN
 UXLL-SN
 UXLD-SN
 Class RA

Features

- Includes storage cabinet(s) with one glass sliding door, 2"(51mm) integrated light valance, one adjustable shelf and 4"(102mm) French cleat with anti-dislodgement feature.
- Units 30"-72"(762mm-1829mm)W include two equal width sections divided by one inset intermediate center support.
- Units 78"-96"(1981mm-2438mm)W include three equal width sections divided by two inset intermediate center supports.
- Sliding door width equal to one section width (one-half or one-third of unit width).
- One interior .75"(19mm) thick wood shelf with ±1.25"(32mm) adjustment range.
- Locks not available.
- Glass door includes metal frame with metallic powdercoat finish on back side of door.
- Includes internally mounted sliding door track top and bottom with bumpers at each end.
- Glass doors will be field installed.

Specification Tips

- Accommodates separately specified tackboards and lighting accessories.
- Must be properly anchored to a structural wall.
- Anchors are not provided, must be field supplied.
- Only back-painted glass available as standard; specifying alternate glass may allow for the light valance and hardware to be visible.

To Order, Specify:

- 1) Product number.
- 2) Finish code (laminate or wood).
- 3) Laminate edge trim color (if laminate specified).
- 4) Glass code.
- 5) Trim color for glass frame.

Overhead Storage Unit

2H Glass Sliding Door

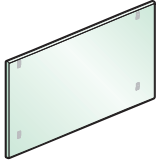
Height	Depth	Width	Number	HPL A Glass				HPL B Glass			
				A	C	D	H	A	C	D	H
Letter Depth											
29.125"(740mm)	14"(356mm)	30"(762mm)	ULLL-2930-NSN	\$2450.17	\$2755.54	\$2959.13	\$3237.22	\$2537.98	\$2843.35	\$3046.94	\$3325.03
	14"(356mm)	36"(914mm)	ULLL-2936-NSN	2648.23	2964.14	3174.80	3462.49	2749.39	3065.30	3275.96	3563.65
	14"(356mm)	42"(1067mm)	ULLL-2942-NSN	2864.70	3191.15	3408.88	3706.17	2979.21	3305.66	3523.39	3820.68
	14"(356mm)	48"(1219mm)	ULLL-2948-NSN	3062.76	3399.75	3624.55	3931.44	3190.62	3527.61	3752.41	4059.30
	14"(356mm)	54"(1372mm)	ULLL-2954-NSN	3260.82	3608.35	3840.22	4156.71	3402.03	3749.56	3981.43	4297.92
	14"(356mm)	60"(1524mm)	ULLL-2960-NSN	3458.88	3816.95	4055.89	4381.98	3613.44	3971.51	4210.45	4536.54
	14"(356mm)	66"(1676mm)	ULLL-2966-NSN	3656.94	4025.55	4271.56	4607.25	3824.85	4193.46	4439.47	4775.16
	14"(356mm)	72"(1829mm)	ULLL-2972-NSN	3855.00	4234.15	4487.23	4832.52	4036.26	4415.41	4668.49	5013.78
	14"(356mm)	78"(1981mm)	ULLL-2978-NSN	4071.47	4461.16	4721.31	5076.20	4266.08	4655.77	4915.92	5270.81
	14"(356mm)	84"(2134mm)	ULLL-2984-NSN	4269.53	4669.76	4936.98	5301.47	4477.49	4877.72	5144.94	5509.43
	14"(356mm)	90"(2286mm)	ULLL-2990-NSN	4467.59	4878.36	5152.65	5526.74	4688.90	5099.67	5373.96	5748.05
	14"(356mm)	96"(2438mm)	ULLL-2996-NSN	4665.65	5086.96	5368.32	5752.01	4900.31	5321.62	5602.98	5986.67
Legal Depth											
29.125"(740mm)	16.5"(419mm)	30"(762mm)	ULLD-2930-NSN	\$2617.50	\$2922.87	\$3126.46	\$3404.55	\$2718.68	\$3024.05	\$3227.64	\$3505.73
	16.5"(419mm)	36"(914mm)	ULLD-2936-NSN	2815.66	3131.47	3342.13	3629.82	2930.09	3246.00	3456.66	3744.35
	16.5"(419mm)	42"(1067mm)	ULLD-2942-NSN	3032.03	3358.48	3576.21	3873.50	3159.91	3486.36	3704.09	4001.38
	16.5"(419mm)	48"(1219mm)	ULLD-2948-NSN	3230.09	3567.08	3791.88	4098.77	3371.32	3708.31	3933.11	4240.00
	16.5"(419mm)	54"(1372mm)	ULLD-2954-NSN	3428.15	3775.68	4007.55	4324.04	3582.73	3930.26	4162.13	4478.62
	16.5"(419mm)	60"(1524mm)	ULLD-2960-NSN	3626.21	3984.28	4223.22	4549.31	3794.14	4152.21	4391.15	4717.24
	16.5"(419mm)	66"(1676mm)	ULLD-2966-NSN	3824.27	4192.88	4438.89	4774.58	4005.55	4374.16	4620.17	4955.86
	16.5"(419mm)	72"(1829mm)	ULLD-2972-NSN	4022.33	4401.48	4654.56	4999.85	4216.96	4596.11	4849.19	5194.48
	16.5"(419mm)	78"(1981mm)	ULLD-2978-NSN	4238.80	4628.49	4888.64	5243.53	4446.78	4836.47	5096.62	5451.51
	16.5"(419mm)	84"(2134mm)	ULLD-2984-NSN	4436.86	4837.09	5104.31	5468.80	4658.19	5058.42	5325.64	5690.13
	16.5"(419mm)	90"(2286mm)	ULLD-2990-NSN	4634.92	5045.69	5319.98	5694.07	4869.60	5280.37	5554.66	5928.75
	16.5"(419mm)	96"(2438mm)	ULLD-2996-NSN	4832.98	5254.29	5535.65	5919.34	5081.01	5502.32	5783.68	6167.37

Height	Depth	Width	Number	Wood A Glass				Wood B Glass			
				A	C	D	H	A	C	D	H
Letter Depth											
29.125"(740mm)	14"(356mm)	30"(762mm)	UXLL-2930-NSN	\$3492.26	\$3797.63	\$4001.22	\$4279.31	\$3770.71	\$4076.08	\$4279.67	\$4557.76
	14"(356mm)	36"(914mm)	UXLL-2936-NSN	3829.00	4144.91	4355.57	4643.26	4137.72	4453.63	4664.29	4951.98
	14"(356mm)	42"(1067mm)	UXLL-2942-NSN	4184.15	4510.60	4728.33	5025.62	4523.14	4849.59	5067.32	5364.61
	14"(356mm)	48"(1219mm)	UXLL-2948-NSN	4520.89	4857.88	5082.68	5389.57	4890.15	5227.14	5451.94	5758.83
	14"(356mm)	54"(1372mm)	UXLL-2954-NSN	4857.63	5205.16	5437.03	5753.52	5257.16	5604.69	5836.56	6153.05
	14"(356mm)	60"(1524mm)	UXLL-2960-NSN	5194.37	5552.44	5791.38	6117.47	5624.17	5982.24	6221.18	6547.27
	14"(356mm)	66"(1676mm)	UXLL-2966-NSN	5531.11	5899.72	6145.73	6481.42	5991.18	6359.79	6605.80	6941.49
	14"(356mm)	72"(1829mm)	UXLL-2972-NSN	5867.85	6247.00	6500.08	6845.37	6358.19	6737.34	6990.42	7335.71
	14"(356mm)	78"(1981mm)	UXLL-2978-NSN	6223.00	6612.69	6872.84	7227.73	6743.61	7133.30	7393.45	7748.34
	14"(356mm)	84"(2134mm)	UXLL-2984-NSN	6559.74	6959.97	7227.19	7591.68	7110.62	7510.85	7778.07	8142.56
	14"(356mm)	90"(2286mm)	UXLL-2990-NSN	6896.48	7307.25	7581.54	7955.63	7477.63	7888.40	8162.69	8536.78
	14"(356mm)	96"(2438mm)	UXLL-2996-NSN	7233.22	7654.53	7935.89	8319.58	7844.64	8265.95	8547.31	8931.00
Legal Depth											
29.125"(740mm)	16.5"(419mm)	30"(762mm)	UXLD-2930-NSN	\$3764.67	\$4070.04	\$4273.63	\$4551.72	\$4070.36	\$4375.73	\$4579.32	\$4857.41
	16.5"(419mm)	36"(914mm)	UXLD-2936-NSN	4101.41	4417.32	4627.98	4915.67	4437.37	4753.28	4963.94	5251.63
	16.5"(419mm)	42"(1067mm)	UXLD-2942-NSN	4456.56	4783.01	5000.74	5298.03	4822.79	5149.24	5366.97	5664.26
	16.5"(419mm)	48"(1219mm)	UXLD-2948-NSN	4793.30	5130.29	5355.09	5661.98	5189.80	5526.79	5751.59	6058.48
	16.5"(419mm)	54"(1372mm)	UXLD-2954-NSN	5130.04	5477.57	5709.44	6025.93	5556.81	5904.34	6136.21	6452.70
	16.5"(419mm)	60"(1524mm)	UXLD-2960-NSN	5466.78	5824.85	6063.79	6389.88	5923.82	6281.89	6520.83	6846.92
	16.5"(419mm)	66"(1676mm)	UXLD-2966-NSN	5803.52	6172.13	6418.14	6753.83	6290.83	6659.44	6905.45	7241.14
	16.5"(419mm)	72"(1829mm)	UXLD-2972-NSN	6140.26	6519.41	6772.49	7117.78	6657.84	7036.99	7290.07	7635.36
	16.5"(419mm)	78"(1981mm)	UXLD-2978-NSN	6495.41	6885.10	7145.25	7500.14	7043.26	7432.95	7693.10	8047.99
	16.5"(419mm)	84"(2134mm)	UXLD-2984-NSN	6832.15	7232.38	7499.60	7864.09	7410.27	7810.50	8077.72	8442.21
	16.5"(419mm)	90"(2286mm)	UXLD-2990-NSN	7168.89	7579.66	7853.95	8228.04	7777.28	8188.05	8462.34	8836.43
	16.5"(419mm)	96"(2438mm)	UXLD-2996-NSN	7505.63	7926.94	8208.30	8591.99	8144.29	8565.60	8846.96	9230.65

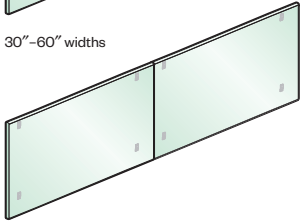
Wall Mount Tackboard

For Overhead Storage Units

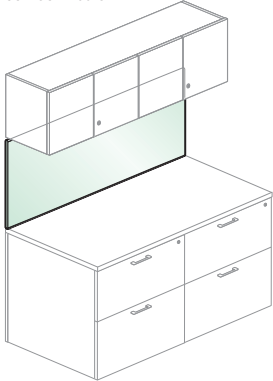
Fabric



30"-60" widths



66"-96" widths



MTWD
Class RA

Feature

- Tackboards over 60"(1524mm)W include two fabric sections.

Specification Tips

- Designed to mount on wall below equal width overhead storage unit or an open sided shelf.
- Not for use with overhead storage units with cubbies.

To Order, Specify:

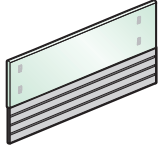
- 1) Product number.
- 2) Fabric code.

Height	Width	Number	Fabric		
			A	B	C
18"(457mm)	30"(762mm)	MTWD-1830	\$363.78	\$416.73	\$481.93
	36"(914mm)	MTWD-1836	391.44	448.23	518.59
	42"(1067mm)	MTWD-1842	419.10	479.73	555.25
	48"(1219mm)	MTWD-1848	446.76	511.23	591.91
	54"(1372mm)	MTWD-1854	474.42	542.73	628.57
	60"(1524mm)	MTWD-1860	502.08	574.23	665.23
	66"(1676mm)	MTWD-1866	529.74	605.73	701.89
	72"(1829mm)	MTWD-1872	557.40	637.23	738.55
	78"(1981mm)	MTWD-1878	711.72	945.02	1089.95
	84"(2134mm)	MTWD-1884	752.22	1001.24	1154.99
	90"(2286mm)	MTWD-1890	792.72	1057.46	1220.03
96"(2438mm)	MTWD-1896	833.22	1113.68	1285.07	
22"(559mm)	30"(762mm)	MTWD-2230	\$420.02	\$481.05	\$556.57
	36"(914mm)	MTWD-2236	448.16	513.03	593.95
	42"(1067mm)	MTWD-2242	476.30	545.01	631.33
	48"(1219mm)	MTWD-2248	504.44	576.99	668.71
	54"(1372mm)	MTWD-2254	532.58	608.97	706.09
	60"(1524mm)	MTWD-2260	560.72	640.95	743.47
	66"(1676mm)	MTWD-2266	688.88	923.86	1064.91
	72"(1829mm)	MTWD-2272	734.18	987.76	1138.83
	78"(1981mm)	MTWD-2278	779.48	1051.66	1212.75
	84"(2134mm)	MTWD-2284	824.78	1115.56	1286.67
	90"(2286mm)	MTWD-2290	870.08	1179.46	1360.59
96"(2438mm)	MTWD-2296	915.38	1243.36	1434.51	

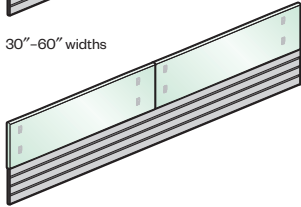
Wall Mount Tackboard

For Overhead Storage Units

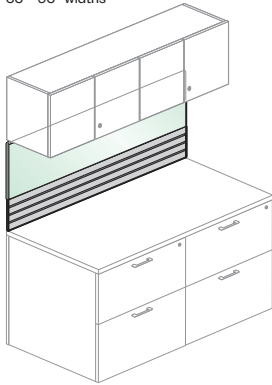
Fabric and Slat Rail



30"-60" widths



66"-96" widths



MTSW
Class RA

Features

- Includes fabric covered tackboard(s) with slat rail and attachment hardware.
- Tackboards over 60"(1524mm)W include two fabric sections. Optional slat rail is one full-width section.

Specification Tips

- Designed to mount on wall below equal width overhead storage unit or an open sided shelf.
- Slat rail accommodates separately specified Belong work tools.
- 22"(559mm)H not for use with overhead storage units with cubbies.

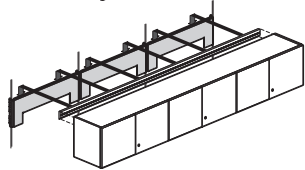
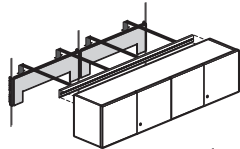
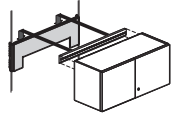
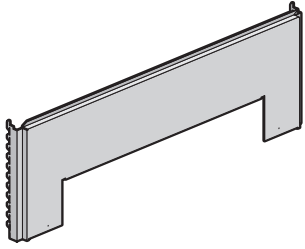
To Order, Specify:

- 1) Product number.
- 2) Fabric code.
- 3) Trim code for slat rail.

Height	Width	Number	Fabric		
			A	B	C
18"(457mm)	30"(762mm)	MTSW-1830	\$ 658.04	\$757.62	\$868.94
	36"(914mm)	MTSW-1836	704.92	811.51	930.80
	42"(1067mm)	MTSW-1842	751.80	865.40	992.66
	48"(1219mm)	MTSW-1848	798.68	919.29	1054.52
	54"(1372mm)	MTSW-1854	845.56	973.18	1116.38
	60"(1524mm)	MTSW-1860	876.66	1008.65	1157.92
	66"(1676mm)	MTSW-1866	968.42	1114.31	1278.98
	72"(1829mm)	MTSW-1872	1060.18	1219.97	1400.04
	78"(1981mm)	MTSW-1878	1151.94	1325.63	1521.10
	84"(2134mm)	MTSW-1884	1243.70	1431.29	1642.16
22"(559mm)	90"(2286mm)	MTSW-1890	1335.46	1536.95	1763.22
	96"(2438mm)	MTSW-1896	1427.22	1642.61	1884.28
	30"(762mm)	MTSW-2230	\$ 665.86	\$766.61	\$879.31
	36"(914mm)	MTSW-2236	712.74	820.50	941.17
	42"(1067mm)	MTSW-2242	759.62	874.39	1003.03
	48"(1219mm)	MTSW-2248	806.50	928.28	1064.89
	54"(1372mm)	MTSW-2254	853.38	982.17	1126.75
	60"(1524mm)	MTSW-2260	892.29	1026.63	1178.62
	66"(1676mm)	MTSW-2266	984.05	1132.29	1299.68
	72"(1829mm)	MTSW-2272	1075.81	1237.95	1420.74
78"(1981mm)	MTSW-2278	1167.57	1343.61	1541.80	
84"(2134mm)	MTSW-2284	1259.33	1449.27	1662.86	
90"(2286mm)	MTSW-2290	1351.09	1554.93	1783.92	
96"(2438mm)	MTSW-2296	1442.85	1660.59	1904.98	

Overhead Storage Unit

Mounting Bracket to Enclose



XWBB
Class RA

Features

- Includes black bracket and attachment hardware.
- One bracket for 30"(762mm)-48"(1219mm) Overhead Storage Unit. Two brackets for 54"(1372mm)-96"(2438mm) Overhead. Three brackets for 102"(2591mm)-108"(2743mm)

Specification Tips

- Designed to be used with 1H, 1.5H and 2H overhead storage units.
- Mounting Bracket is not for use with an Open Sided Shelf.
- Bracket width must match Enclose wall width for installation purposes.
- See matrix below for bracket quantity needed for Overhead Storage Unit size.

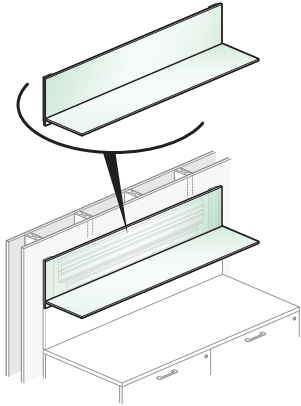
To Order, Specify:

- 1) Product number.
(No finish specification required.)

Overhead Storage Width	Bracket Number	Quantity of Brackets(s) Needed
30"(762mm)	XWBB-0030	1
36"(914mm)	XWBB-0036	1
42"(1067mm)	XWBB-0042	1
48"(1219mm)	XWBB-0048	1
54"(1372mm)	XWBB-0027	2
60"(1524mm)	XWBB-0030	2
66"(1676mm)	XWBB-0033	2
72"(1829mm)	XWBB-0036	2
78"(1981mm)	XWBB-0039	2
84"(2134mm)	XWBB-0042	2
90"(2286mm)	XWBB-0045	2
96"(2438mm)	XWBB-0048	2
102"(2591mm)*	XWBB-0034	3
108"(2743mm)*	XWBB-0036	3

Number	Price
XWBB-0027	\$52.11
XWBB-0030	52.11
XWBB-0033	52.11
XWBB-0034	52.11
XWBB-0036	52.11
XWBB-0039	55.26
XWBB-0042	55.26
XWBB-0045	55.26
XWBB-0048	55.26

Wall Mount Open Sided Shelf



ULWL
UXWL
Class RA

Features

- Includes shelf with back panel with light block attached on each side, 4" (102mm) H french cleat with anti-dislodgement feature and attachment hardware.
- Shelf available:
 - High-Pressure Laminate or wood.
 - 30" (762mm) to 120" (3048mm) widths.
 - Letter or legal depth.
- 1H 17" (432mm) H unit has one fixed shelf.
- 2H 23" (584mm) H and 25" (635mm) H units have one fixed shelf.
- 2H 29" (737mm) H unit has two fixed shelves.
- 3H 36" (914mm) H, 38" (965mm) H, 39" (991mm) H and 40" (1016mm) H units have two fixed shelves.
- 4H 52" (1321mm) H units has three fixed shelves.
- Ships unassembled.

Specification Tips

- Must be properly anchored to structural building wall with field supplied anchors.
- See product application section of the Specification guide for adjacent upper storage component options.
- Wood grain laminate grain switches direction to horizontal at 60"W. Recommend dividing into multiple pieces when you want to synchronize vertical grain.
- Separately specify wall mount spacers to align the front face of lower tackboards or wall mounted glass tiles with the front face of a Open Sided Shelf.
- Commonly used above a separately specified tackboard.
- If a tackboard is required between 1.5H lower storage and 1.5H or 2H upper storage contact Tailored Solutions; tackboard height is not available as standard product.
- An Open Sided Shelf does not have a front valance and is not recommended for use with a task light; if specified the task light will be visible.
- See Specification Guide for weight limits.
- **To achieve proper alignment when installing Open Sided Shelves side by side, installation must be performed using eparts tool #TS00-1372 and field supplied dowels .315" (8mm) x 1.25" (32mm).**
- There is a .25" (6mm) gap between the shelf and lower storage or worksurface which can be used to route power.
- Use separately specified Vertical Filler Trim to conceal installation details and provide a clean finish. Vertical Filler Trim adds 1/8" to the overall width of the application.

To Order, Specify:

HPL Surface:

1) Product number, including:

1 Top Shelf Alignment 17" (432mm) H only:

- S** Standard
- A** Align

2) Laminate surface color.

3) Edge trim color.

Wood Surface:

1) Product number, including:

1 Top Shelf Alignment 17" (432mm) H only:

- S** Standard
- A** Align

2) Wood finish for surface.

Wall Mount Open Sided Shelf

Nominal Height	Nominal Depth	Nominal Width	HPL		HPL		Wood		Wood	
			Number	①	A	B	Number	①	A	B
Letter Depth										
17"(432mm)	14"(356mm)	30"(762mm)	ULWL-1730-S1	LN	\$ 1185.44	\$ 1245.26	UXWL-1730-S1	XN	\$ 1467.61	\$ 1473.84
		36"(914mm)	ULWL-1736-S1	LN	1233.41	1302.32	UXWL-1736-S1	XN	1547.06	1554.39
		42"(1067mm)	ULWL-1742-S1	LN	1326.66	1402.58	UXWL-1742-S1	XN	1671.78	1680.21
		48"(1219mm)	ULWL-1748-S1	LN	1371.28	1456.27	UXWL-1748-S1	XN	1747.87	1757.38
		54"(1372mm)	ULWL-1754-S1	LN	1419.25	1511.23	UXWL-1754-S1	XN	1827.33	1837.93
		60"(1524mm)	ULWL-1760-S1	LN	1524.07	1625.15	UXWL-1760-S1	XN	1963.63	1975.32
		66"(1676mm)	ULWL-1766-S1	LN	1568.68	1676.75	UXWL-1766-S1	XN	2039.71	2052.49
		72"(1829mm)	ULWL-1772-S1	LN	1616.67	1733.83	UXWL-1772-S1	XN	2119.17	2133.05
		78"(1981mm)	ULWL-1778-S1	LN	1693.31	1817.47	UXWL-1778-S1	XN	2227.29	2242.26
		84"(2134mm)	ULWL-1784-S1	LN	1908.12	2041.36	UXWL-1784-S1	XN	2473.59	2489.64
		90"(2286mm)	ULWL-1790-S1	LN	1956.11	2096.35	UXWL-1790-S1	XN	2553.04	2570.20
		96"(2438mm)	ULWL-1796-S1	LN	2000.71	2150.04	UXWL-1796-S1	XN	2629.11	2647.36
		102"(2591mm)	ULWL-17A2-S1	LN	2048.69	2205.01	UXWL-17A2-S1	XN	2708.58	2727.91
		108"(2743mm)	ULWL-17A8-S1	LN	2093.30	2258.71	UXWL-17A8-S1	XN	2784.66	2805.09
23"(584mm)	14"(356mm)	114"(2896mm)	ULWL-17B4-S1	LN	2141.27	2313.68	UXWL-17B4-S1	XN	2864.11	2885.62
		120"(3048mm)	ULWL-17C0-S1	LN	2185.87	2367.37	UXWL-17C0-S1	XN	2940.19	2962.79
		30"(762mm)	ULWL-2330-S1SLN		\$ 1236.34	\$ 1305.91	UXWL-2330-S1SXN		\$ 1550.47	\$ 1557.85
		36"(914mm)	ULWL-2336-S1SLN		1292.88	1372.52	UXWL-2336-S1SXN		1644.08	1652.74
		42"(1067mm)	ULWL-2342-S1SLN		1394.68	1482.30	UXWL-2342-S1SXN		1782.96	1792.92
		48"(1219mm)	ULWL-2348-S1SLN		1447.84	1545.52	UXWL-2348-S1SXN		1873.19	1884.43
		54"(1372mm)	ULWL-2354-S1SLN		1504.37	1610.02	UXWL-2354-S1SXN		1966.81	1979.33
		60"(1524mm)	ULWL-2360-S1SLN		1617.75	1733.47	UXWL-2360-S1SXN		2117.28	2131.07
		66"(1676mm)	ULWL-2366-S1SLN		1670.90	1794.60	UXWL-2366-S1SXN		2207.49	2222.58
		72"(1829mm)	ULWL-2372-S1SLN		1727.43	1861.21	UXWL-2372-S1SXN		2301.11	2317.48
		78"(1981mm)	ULWL-2378-S1SLN		1812.63	1954.39	UXWL-2378-S1SXN		2423.39	2441.05
		84"(2134mm)	ULWL-2384-S1SLN		2035.98	2187.81	UXWL-2384-S1SXN		2683.84	2702.77
		90"(2286mm)	ULWL-2390-S1SLN		2092.54	2252.34	UXWL-2390-S1SXN		2777.45	2797.68
		96"(2438mm)	ULWL-2396-S1SLN		2145.69	2315.56	UXWL-2396-S1SXN		2867.68	2889.19
25"(635mm)	14"(356mm)	102"(2591mm)	ULWL-23A2-S1SLN		2202.21	2380.06	UXWL-23A2-S1SXN		2961.29	2984.09
		108"(2743mm)	ULWL-23A8-S1SLN		2255.37	2443.28	UXWL-23A8-S1SXN		3051.53	3075.60
		114"(2896mm)	ULWL-23B4-S1SLN		2311.89	2507.79	UXWL-23B4-S1SXN		3145.13	3170.49
		120"(3048mm)	ULWL-23C0-S1SLN		2365.04	2571.01	UXWL-23C0-S1SXN		3235.36	3262.00
		30"(762mm)	ULWL-2530-S1SLN		\$ 1261.81	\$ 1338.34	UXWL-2530-S1SXN		\$ 1583.94	\$ 1591.71
		36"(914mm)	ULWL-2536-S1SLN		1322.62	1409.71	UXWL-2536-S1SXN		1683.31	1692.42
		42"(1067mm)	ULWL-2542-S1SLN		1428.68	1524.25	UXWL-2542-S1SXN		1827.94	1838.40
		48"(1219mm)	ULWL-2548-S1SLN		1486.13	1592.25	UXWL-2548-S1SXN		1923.92	1935.74
		54"(1372mm)	ULWL-2554-S1SLN		1546.94	1661.52	UXWL-2554-S1SXN		2023.30	2036.45
		60"(1524mm)	ULWL-2560-S1SLN		1664.58	1789.73	UXWL-2560-S1SXN		2179.50	2194.00
		66"(1676mm)	ULWL-2566-S1SLN		1722.01	1855.63	UXWL-2566-S1SXN		2275.48	2291.33
		72"(1829mm)	ULWL-2572-S1SLN		1782.83	1927.00	UXWL-2572-S1SXN		2374.84	2392.04
		78"(1981mm)	ULWL-2578-S1SLN		1872.30	2024.94	UXWL-2578-S1SXN		2502.88	2521.43
		84"(2134mm)	ULWL-2584-S1SLN		2099.93	2263.13	UXWL-2584-S1SXN		2769.07	2788.97
29"(737mm)	14"(356mm)	90"(2286mm)	ULWL-2590-S1SLN		2160.74	2332.41	UXWL-2590-S1SXN		2868.43	2889.68
		96"(2438mm)	ULWL-2596-S1SLN		2218.17	2400.40	UXWL-2596-S1SXN		2964.41	2987.01
		102"(2591mm)	ULWL-25A2-S1SLN		2278.98	2469.68	UXWL-25A2-S1SXN		3063.78	3087.73
		108"(2743mm)	ULWL-25A8-S1SLN		2336.41	2537.67	UXWL-25A8-S1SXN		3159.76	3185.06
		114"(2896mm)	ULWL-25B4-S1SLN		2397.22	2606.95	UXWL-25B4-S1SXN		3259.12	3285.76
		120"(3048mm)	ULWL-25C0-S1SLN		2454.63	2674.92	UXWL-25C0-S1SXN		3355.09	3383.08
		30"(762mm)	ULWL-2930-S2SLN		\$ 1546.65	\$ 1647.97	UXWL-2930-S2SXN		\$ 2162.73	\$ 2173.85
		36"(914mm)	ULWL-2936-S2SLN		1635.69	1752.43	UXWL-2936-S2SXN		2308.23	2321.31
		42"(1067mm)	ULWL-2942-S2SLN		1769.99	1897.98	UXWL-2942-S2SXN		2499.01	2514.04
		48"(1219mm)	ULWL-2948-S2SLN		1852.27	1995.70	UXWL-2948-S2SXN		2637.75	2654.74
		54"(1372mm)	ULWL-2954-S2SLN		1941.31	2095.98	UXWL-2954-S2SXN		2783.26	2802.21
		60"(1524mm)	ULWL-2960-S2SLN		2087.17	2257.27	UXWL-2960-S2SXN		2985.59	3006.51
		66"(1676mm)	ULWL-2966-S2SLN		2169.44	2350.79	UXWL-2966-S2SXN		3124.34	3147.20
		72"(1829mm)	ULWL-2972-S2SLN		2258.49	2455.27	UXWL-2972-S2SXN		3269.83	3294.66
78"(1981mm)	ULWL-2978-S2SLN		2376.17	2584.20	UXWL-2978-S2SXN		3444.00	3470.79		
84"(2134mm)	ULWL-2984-S2SLN		2628.66	2852.11	UXWL-2984-S2SXN		3752.95	3781.70		
90"(2286mm)	ULWL-2990-S2SLN		2717.68	2952.39	UXWL-2990-S2SXN		3898.46	3929.16		
96"(2438mm)	ULWL-2996-S2SLN		2799.95	3050.09	UXWL-2996-S2SXN		4037.19	4069.86		
102"(2591mm)	ULWL-29A2-S2SLN		2889.00	3150.38	UXWL-29A2-S2SXN		4182.70	4217.31		
108"(2743mm)	ULWL-29A8-S2SLN		2971.26	3248.08	UXWL-29A8-S2SXN		4321.43	4358.01		
114"(2896mm)	ULWL-29B4-S2SLN		3060.28	3348.35	UXWL-29B4-S2SXN		4466.93	4505.47		
120"(3048mm)	ULWL-29C0-S2SLN		3142.55	3446.04	UXWL-29C0-S2SXN		4605.66	4646.16		

Wall Mount Open Sided Shelf

Nominal Height	Nominal Depth	Nominal Width	HPL Number	HPL A	HPL B	Wood Number	Wood A	Wood B
Letter Depth								
36"(914mm)	14"(356mm)	30"(762mm)	ULWL-3630-S2SLN	\$ 1597.57	\$ 1708.63	UXWL-3630-S2SXX	\$ 2253.56	\$ 2266.02
		36"(914mm)	ULWL-3636-S2SLN	1695.16	1822.63	UXWL-3636-S2SXX	2414.53	2429.18
		42"(1067mm)	ULWL-3642-S2SLN	1838.00	1977.71	UXWL-3642-S2SXX	2620.79	2637.62
		48"(1219mm)	ULWL-3648-S2SLN	1928.83	2084.95	UXWL-3648-S2SXX	2775.01	2794.02
		54"(1372mm)	ULWL-3654-S2SLN	2026.43	2194.77	UXWL-3654-S2SXX	2936.00	2957.20
		60"(1524mm)	ULWL-3660-S2SLN	2180.84	2365.60	UXWL-3660-S2SXX	3153.82	3177.21
		66"(1676mm)	ULWL-3666-S2SLN	2271.67	2468.66	UXWL-3666-S2SXX	3308.05	3333.60
		72"(1829mm)	ULWL-3672-S2SLN	2369.25	2582.65	UXWL-3672-S2SXX	3469.01	3496.76
		78"(1981mm)	ULWL-3678-S2SLN	2495.49	2721.12	UXWL-3678-S2SXX	3658.67	3688.60
		84"(2134mm)	ULWL-3684-S2SLN	2756.53	2998.56	UXWL-3684-S2SXX	3983.10	4015.22
		90"(2286mm)	ULWL-3690-S2SLN	2854.11	3108.38	UXWL-3690-S2SXX	4144.08	4178.38
		96"(2438mm)	ULWL-3696-S2SLN	2944.93	3215.61	UXWL-3696-S2SXX	4298.30	4334.79
		102"(2591mm)	ULWL-36A2-S2SLN	3042.52	3325.43	UXWL-36A2-S2SXX	4459.29	4497.95
108"(2743mm)	ULWL-36A8-S2SLN	3133.32	3432.65	UXWL-36A8-S2SXX	4613.49	4654.34		
114"(2896mm)	ULWL-36B4-S2SLN	3230.90	3542.46	UXWL-36B4-S2SXX	4774.48	4817.51		
120"(3048mm)	ULWL-36C0-S2SLN	3321.73	3649.69	N/A	N/A	N/A		
38"(965mm)	14"(356mm)	30"(762mm)	ULWL-3830-S2SLN	\$ 1792.11	\$ 1909.21	UXWL-3830-S2SXX	\$ 2353.38	\$ 2366.23
		36"(914mm)	ULWL-3836-S2SLN	1892.56	2026.39	UXWL-3836-S2SXX	2519.07	2534.17
		42"(1067mm)	ULWL-3842-S2SLN	2083.53	2229.92	UXWL-3842-S2SXX	2775.32	2792.66
		48"(1219mm)	ULWL-3848-S2SLN	2177.21	2340.34	UXWL-3848-S2SXX	2934.25	2953.85
		54"(1372mm)	ULWL-3854-S2SLN	2277.64	2453.33	UXWL-3854-S2SXX	3099.96	3121.80
		60"(1524mm)	ULWL-3860-S2SLN	2491.77	2684.20	UXWL-3860-S2SXX	3379.35	3403.45
		66"(1676mm)	ULWL-3866-S2SLN	2585.44	2790.42	UXWL-3866-S2SXX	3538.29	3564.62
		72"(1829mm)	ULWL-3872-S2SLN	2685.87	2907.59	UXWL-3872-S2SXX	3703.98	3732.56
		78"(1981mm)	ULWL-3878-S2SLN	2814.97	3049.25	UXWL-3878-S2SXX	3898.36	3929.19
		84"(2134mm)	ULWL-3884-S2SLN	3249.07	3500.08	UXWL-3884-S2SXX	4397.72	4430.80
		90"(2286mm)	ULWL-3890-S2SLN	3349.48	3613.06	UXWL-3890-S2SXX	4563.41	4598.74
		96"(2438mm)	ULWL-3896-S2SLN	3443.16	3723.47	UXWL-3896-S2SXX	4722.35	4759.93
		102"(2591mm)	ULWL-38A2-S2SLN	3543.61	3836.47	UXWL-38A2-S2SXX	4888.06	4927.87
108"(2743mm)	ULWL-38A8-S2SLN	3637.25	3946.87	UXWL-38A8-S2SXX	5046.98	5089.05		
114"(2896mm)	ULWL-38B4-S2SLN	3737.69	4059.86	N/A	N/A	N/A		
120"(3048mm)	ULWL-38C0-S2SLN	3831.37	4170.27	N/A	N/A	N/A		
39"(991mm)	14"(356mm)	30"(762mm)	ULWL-3930-S2SLN	\$ 1800.63	\$ 1918.64	UXWL-3930-S2SXX	\$ 2359.24	\$ 2372.09
		36"(914mm)	ULWL-3936-S2SLN	1902.49	2037.40	UXWL-3936-S2SXX	2525.96	2541.06
		42"(1067mm)	ULWL-3942-S2SLN	2094.88	2242.52	UXWL-3942-S2SXX	2783.24	2800.58
		48"(1219mm)	ULWL-3948-S2SLN	2189.99	2354.53	UXWL-3948-S2SXX	2943.20	2962.80
		54"(1372mm)	ULWL-3954-S2SLN	2291.85	2469.10	UXWL-3954-S2SXX	3109.94	3131.78
		60"(1524mm)	ULWL-3960-S2SLN	2507.38	2701.55	UXWL-3960-S2SXX	3390.36	3414.46
		66"(1676mm)	ULWL-3966-S2SLN	2602.48	2809.37	UXWL-3966-S2SXX	3550.34	3576.67
		72"(1829mm)	ULWL-3972-S2SLN	2704.34	2928.13	UXWL-3972-S2SXX	3717.06	3745.64
		78"(1981mm)	ULWL-3978-S2SLN	2834.87	3071.38	UXWL-3978-S2SXX	3912.47	3943.30
		84"(2134mm)	ULWL-3984-S2SLN	3270.39	3523.79	UXWL-3984-S2SXX	4412.86	4445.94
		90"(2286mm)	ULWL-3990-S2SLN	3372.23	3638.36	UXWL-3990-S2SXX	4579.59	4614.92
		96"(2438mm)	ULWL-3996-S2SLN	3467.33	3750.36	UXWL-3996-S2SXX	4739.56	4777.14
		102"(2591mm)	ULWL-39A2-S2SLN	3569.21	3864.96	UXWL-39A2-S2SXX	4906.30	4946.11
108"(2743mm)	ULWL-39A8-S2SLN	3664.29	3976.95	UXWL-39A8-S2SXX	5066.26	5108.33		
114"(2896mm)	ULWL-39B4-S2SLN	3766.15	4091.52	N/A	N/A	N/A		
120"(3048mm)	ULWL-39C0-S2SLN	3861.24	4203.51	N/A	N/A	N/A		
40"(1016mm)	14"(356mm)	30"(762mm)	ULWL-4030-S2SLN	\$ 1809.10	\$ 1928.04	UXWL-4030-S2SXX	\$ 2380.99	\$ 2394.23
		36"(914mm)	ULWL-4036-S2SLN	1912.38	2048.39	UXWL-4036-S2SXX	2551.41	2566.95
		42"(1067mm)	ULWL-4042-S2SLN	2106.19	2255.09	UXWL-4042-S2SXX	2812.37	2830.22
		48"(1219mm)	ULWL-4048-S2SLN	2202.74	2368.69	UXWL-4048-S2SXX	2976.03	2996.20
		54"(1372mm)	ULWL-4054-S2SLN	2306.02	2484.86	UXWL-4054-S2SXX	3146.46	3168.93
		60"(1524mm)	ULWL-4060-S2SLN	2522.99	2718.90	UXWL-4060-S2SXX	3430.56	3455.35
		66"(1676mm)	ULWL-4066-S2SLN	2619.51	2828.31	UXWL-4066-S2SXX	3594.22	3621.31
		72"(1829mm)	ULWL-4072-S2SLN	2722.79	2948.65	UXWL-4072-S2SXX	3764.62	3794.04
		78"(1981mm)	ULWL-4078-S2SLN	2854.74	3093.48	UXWL-4078-S2SXX	3963.72	3995.44
		84"(2134mm)	ULWL-4084-S2SLN	3291.69	3547.49	UXWL-4084-S2SXX	4467.80	4501.84
		90"(2286mm)	ULWL-4090-S2SLN	3394.96	3663.65	UXWL-4090-S2SXX	4638.21	4674.56
		96"(2438mm)	ULWL-4096-S2SLN	3491.48	3777.24	UXWL-4096-S2SXX	4801.86	4840.53
		102"(2591mm)	ULWL-40A2-S2SLN	3594.77	3893.41	UXWL-40A2-S2SXX	4972.29	5013.25
108"(2743mm)	ULWL-40A8-S2SLN	3691.28	4006.99	UXWL-40A8-S2SXX	5135.93	5179.21		
114"(2896mm)	ULWL-40B4-S2SLN	3794.58	4123.17	N/A	N/A	N/A		
120"(3048mm)	ULWL-40C0-S2SLN	3891.09	4236.74	N/A	N/A	N/A		

Wall Mount Open Sided Shelf

Nominal Height	Nominal Depth	Nominal Width	HPL Number	HPL A	HPL B	Wood Number	Wood A	Wood B
Letter Depth								
52"(1321mm)	14"(356mm)	30"(762mm)	ULWL-5230-S3SLN	\$ 2170.34	\$2330.77	UXWL-5230-S3SXXN	\$3076.14	\$3094.25
		36"(914mm)	ULWL-5236-S3SLN	2314.67	2498.51	UXWL-5236-S3SXXN	3312.59	3333.88
		42"(1067mm)	ULWL-5242-S3SLN	2549.56	2750.54	UXWL-5242-S3SXXN	3639.60	3664.08
		48"(1219mm)	ULWL-5248-S3SLN	2683.72	2908.11	UXWL-5248-S3SXXN	3865.90	3893.56
		54"(1372mm)	ULWL-5254-S3SLN	2828.06	3069.57	N/A	N/A	N/A
		60"(1524mm)	ULWL-5260-S3SLN	3086.08	3351.02	N/A	N/A	N/A
		66"(1676mm)	ULWL-5266-S3SLN	3220.28	3502.35	N/A	N/A	N/A
		72"(1829mm)	ULWL-5272-S3SLN	3364.60	3670.08	N/A	N/A	N/A
		78"(1981mm)	ULWL-5278-S3SLN	3537.61	3860.23	N/A	N/A	N/A
		84"(2134mm)	ULWL-5284-S3SLN	4012.20	4358.22	N/A	N/A	N/A
		90"(2286mm)	ULWL-5290-S3SLN	4156.55	4519.70	N/A	N/A	N/A
		96"(2438mm)	ULWL-5296-S3SLN	4290.73	4677.30	N/A	N/A	N/A
		102"(2591mm)	ULWL-52A2-S3SLN	4435.07	4838.77	N/A	N/A	N/A
		108"(2743mm)	ULWL-52A8-S3SLN	4569.25	4996.37	N/A	N/A	N/A
		114"(2896mm)	ULWL-52B4-S3SLN	4713.59	5157.83	N/A	N/A	N/A
		120"(3048mm)	ULWL-52C0-S3SLN	4847.77	5315.42	N/A	N/A	N/A

Wall Mount Open Sided Shelf

Nominal Height	Nominal Depth	Nominal Width	HPL Number ①	HPL A	HPL B	Wood Number ①	Wood A	Wood B
Legal Depth								
17"(432mm)	16.5"(419mm)	30"(762mm)	ULWD-1730-S1 LN	\$ 1207.42	\$ 1271.79	UXWD-1730-S1 XN	\$ 1497.24	\$ 1503.81
		36"(914mm)	ULWD-1736-S1 LN	1259.66	1331.52	UXWD-1736-S1 XN	1582.44	1590.18
		42"(1067mm)	ULWD-1742-S1 LN	1357.22	1438.65	UXWD-1742-S1 XN	1712.93	1721.82
		48"(1219mm)	ULWD-1748-S1 LN	1406.10	1495.01	UXWD-1748-S1 XN	1794.77	1804.81
		54"(1372mm)	ULWD-1754-S1 LN	1458.35	1556.84	UXWD-1754-S1 XN	1879.97	1891.17
		60"(1524mm)	ULWD-1760-S1 LN	1567.45	1673.44	UXWD-1760-S1 XN	2022.02	2034.38
		66"(1676mm)	ULWD-1766-S1 LN	1616.33	1731.88	UXWD-1766-S1 XN	2103.86	2117.37
		72"(1829mm)	ULWD-1772-S1 LN	1668.59	1791.64	UXWD-1772-S1 XN	2189.06	2203.73
		78"(1981mm)	ULWD-1778-S1 LN	1749.50	1882.13	UXWD-1778-S1 XN	2302.93	2318.76
		84"(2134mm)	ULWD-1784-S1 LN	1968.60	2108.71	UXWD-1784-S1 XN	2554.98	2571.96
		90"(2286mm)	ULWD-1790-S1 LN	2020.85	2170.55	UXWD-1790-S1 XN	2640.18	2658.32
		96"(2438mm)	ULWD-1796-S1 LN	2069.72	2226.90	UXWD-1796-S1 XN	2722.00	2741.30
		102"(2591mm)	ULWD-17A2-S1 LN	2121.99	2288.74	UXWD-17A2-S1 XN	2807.22	2827.66
		108"(2743mm)	ULWD-17A8-S1 LN	2170.86	2345.11	UXWD-17A8-S1 XN	2889.04	2910.65
114"(2896mm)	ULWD-17B4-S1 LN	2223.11	2406.93	UXWD-17B4-S1 XN	2974.25	2997.01		
120"(3048mm)	ULWD-17C0-S1 LN	2272.01	2463.31	UXWD-17C0-S1 XN	3056.09	3080.00		
23"(584mm)	16.5"(419mm)	30"(762mm)	ULWD-2330-S1SLN	\$ 1258.32	\$ 1332.44	UXWD-2330-S1SXN	\$ 1580.10	\$ 1587.82
		36"(914mm)	ULWD-2336-S1SLN	1319.13	1401.72	UXWD-2336-S1SXN	1679.46	1688.53
		42"(1067mm)	ULWD-2342-S1SLN	1425.24	1518.37	UXWD-2342-S1SXN	1824.11	1834.53
		48"(1219mm)	ULWD-2348-S1SLN	1482.66	1584.26	UXWD-2348-S1SXN	1920.09	1931.86
		54"(1372mm)	ULWD-2354-S1SLN	1543.47	1655.63	UXWD-2354-S1SXN	2019.45	2032.57
		60"(1524mm)	ULWD-2360-S1SLN	1661.13	1781.76	UXWD-2360-S1SXN	2175.67	2190.13
		66"(1676mm)	ULWD-2366-S1SLN	1718.55	1849.73	UXWD-2366-S1SXN	2271.64	2287.46
		72"(1829mm)	ULWD-2372-S1SLN	1779.35	1919.02	UXWD-2372-S1SXN	2371.00	2388.16
		78"(1981mm)	ULWD-2378-S1SLN	1868.82	2019.05	UXWD-2378-S1SXN	2499.03	2517.55
		84"(2134mm)	ULWD-2384-S1SLN	2096.46	2255.16	UXWD-2384-S1SXN	2765.23	2785.09
		90"(2286mm)	ULWD-2390-S1SLN	2157.28	2326.54	UXWD-2390-S1SXN	2864.59	2885.80
		96"(2438mm)	ULWD-2396-S1SLN	2214.70	2392.42	UXWD-2396-S1SXN	2960.57	2983.13
		102"(2591mm)	ULWD-23A2-S1SLN	2275.51	2463.79	UXWD-23A2-S1SXN	3059.93	3083.84
		108"(2743mm)	ULWD-23A8-S1SLN	2332.93	2529.68	UXWD-23A8-S1SXN	3155.91	3181.16
114"(2896mm)	ULWD-23B4-S1SLN	2393.73	2601.04	UXWD-23B4-S1SXN	3255.27	3281.88		
120"(3048mm)	ULWD-23C0-S1SLN	2451.18	2666.95	UXWD-23C0-S1SXN	3351.26	3379.21		
25"(635mm)	16.5"(419mm)	30"(762mm)	ULWD-2530-S1SLN	\$ 1283.79	\$ 1364.87	UXWD-2530-S1SXN	\$ 1613.57	\$ 1621.68
		36"(914mm)	ULWD-2536-S1SLN	1348.87	1438.91	UXWD-2536-S1SXN	1718.69	1728.21
		42"(1067mm)	ULWD-2542-S1SLN	1459.24	1560.32	UXWD-2542-S1SXN	1869.09	1880.01
		48"(1219mm)	ULWD-2548-S1SLN	1520.95	1630.99	UXWD-2548-S1SXN	1970.82	1983.17
		54"(1372mm)	ULWD-2554-S1SLN	1586.04	1707.13	UXWD-2554-S1SXN	2075.94	2089.69
		60"(1524mm)	ULWD-2560-S1SLN	1707.96	1838.02	UXWD-2560-S1SXN	2237.89	2253.06
		66"(1676mm)	ULWD-2566-S1SLN	1769.66	1910.76	UXWD-2566-S1SXN	2339.63	2356.21
		72"(1829mm)	ULWD-2572-S1SLN	1834.75	1984.81	UXWD-2572-S1SXN	2444.73	2462.72
		78"(1981mm)	ULWD-2578-S1SLN	1928.49	2089.60	UXWD-2578-S1SXN	2578.52	2597.93
		84"(2134mm)	ULWD-2584-S1SLN	2160.41	2330.48	UXWD-2584-S1SXN	2850.46	2871.29
		90"(2286mm)	ULWD-2590-S1SLN	2225.48	2406.61	UXWD-2590-S1SXN	2955.57	2977.80
		96"(2438mm)	ULWD-2596-S1SLN	2287.18	2477.26	UXWD-2596-S1SXN	3057.30	3080.95
		102"(2591mm)	ULWD-25A2-S1SLN	2352.28	2553.41	UXWD-25A2-S1SXN	3162.42	3187.48
		108"(2743mm)	ULWD-25A8-S1SLN	2413.97	2624.07	UXWD-25A8-S1SXN	3264.14	3290.62
114"(2896mm)	ULWD-25B4-S1SLN	2479.06	2700.20	UXWD-25B4-S1SXN	3369.26	3397.15		
120"(3048mm)	ULWD-25C0-S1SLN	2540.77	2770.86	UXWD-25C0-S1SXN	3470.99	3500.29		
29"(737mm)	16.5"(419mm)	30"(762mm)	ULWD-2930-S2SLN	\$ 1590.64	\$ 1701.05	UXWD-2930-S2SXN	\$ 2222.01	\$ 2233.81
		36"(914mm)	ULWD-2936-S2SLN	1688.22	1810.85	UXWD-2936-S2SXN	2379.01	2392.90
		42"(1067mm)	ULWD-2942-S2SLN	1831.09	1970.13	UXWD-2942-S2SXN	2581.29	2597.26
		48"(1219mm)	ULWD-2948-S2SLN	1921.90	2073.18	UXWD-2948-S2SXN	2731.53	2749.59
		54"(1372mm)	ULWD-2954-S2SLN	2019.48	2187.17	UXWD-2954-S2SXN	2888.53	2908.68
		60"(1524mm)	ULWD-2960-S2SLN	2173.92	2353.82	UXWD-2960-S2SXN	3102.38	3124.62
		66"(1676mm)	ULWD-2966-S2SLN	2264.74	2461.06	UXWD-2966-S2SXN	3252.62	3276.94
		72"(1829mm)	ULWD-2972-S2SLN	2362.33	2570.88	UXWD-2972-S2SXN	3409.62	3436.04
		78"(1981mm)	ULWD-2978-S2SLN	2488.56	2713.53	UXWD-2978-S2SXN	3595.28	3623.79
		84"(2134mm)	ULWD-2984-S2SLN	2749.59	2986.79	UXWD-2984-S2SXN	3915.73	3946.32
		90"(2286mm)	ULWD-2990-S2SLN	2847.17	3100.78	UXWD-2990-S2SXN	4072.74	4105.41
		96"(2438mm)	ULWD-2996-S2SLN	2938.00	3203.84	UXWD-2996-S2SXN	4222.98	4257.74
		102"(2591mm)	ULWD-29A2-S2SLN	3035.59	3317.83	UXWD-29A2-S2SXN	4379.99	4416.83
		108"(2743mm)	ULWD-29A8-S2SLN	3126.41	3420.89	UXWD-29A8-S2SXN	4530.23	4569.16
114"(2896mm)	ULWD-29B4-S2SLN	3223.97	3534.86	UXWD-29B4-S2SXN	4687.22	4728.24		
120"(3048mm)	ULWD-29C0-S2SLN	3314.79	3637.91	UXWD-29C0-S2SXN	4837.46	4880.57		

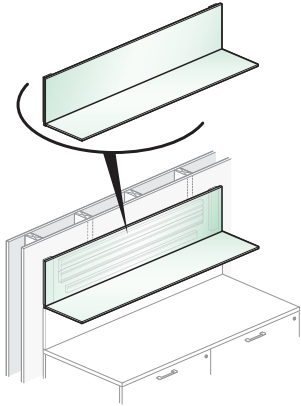
Wall Mount Open Sided Shelf

Nominal Height	Nominal Depth	Nominal Width	HPL Number	HPL A	HPL B	Wood Number	Wood A	Wood B		
Legal Depth										
36"(914mm)	16.5"(419mm)	30"(762mm)	ULWD-3630-S2SLN	\$ 1641.56	\$ 1761.71	UXWD-3630-S2SXX	\$ 2312.84	\$ 2325.98		
		36"(914mm)	ULWD-3636-S2SLN	1747.69	1881.05	UXWD-3636-S2SXX	2485.31	2500.77		
		42"(1067mm)	ULWD-3642-S2SLN	1899.10	2049.86	UXWD-3642-S2SXX	2703.07	2720.84		
		48"(1219mm)	ULWD-3648-S2SLN	1998.46	2162.43	UXWD-3648-S2SXX	2868.79	2888.87		
		54"(1372mm)	ULWD-3654-S2SLN	2104.60	2285.96	UXWD-3654-S2SXX	3041.27	3063.67		
		60"(1524mm)	ULWD-3660-S2SLN	2267.59	2462.15	UXWD-3660-S2SXX	3270.61	3295.32		
		66"(1676mm)	ULWD-3666-S2SLN	2366.97	2578.93	UXWD-3666-S2SXX	3436.33	3463.34		
		72"(1829mm)	ULWD-3672-S2SLN	2473.09	2698.26	UXWD-3672-S2SXX	3608.80	3638.14		
		78"(1981mm)	ULWD-3678-S2SLN	2607.88	2850.45	UXWD-3678-S2SXX	3809.95	3841.60		
		84"(2134mm)	ULWD-3684-S2SLN	2877.46	3133.24	UXWD-3684-S2SXX	4145.88	4179.84		
		90"(2286mm)	ULWD-3690-S2SLN	2983.60	3256.77	UXWD-3690-S2SXX	4318.36	4354.63		
		96"(2438mm)	ULWD-3696-S2SLN	3082.98	3369.36	UXWD-3696-S2SXX	4484.09	4522.67		
		102"(2591mm)	ULWD-36A2-S2SLN	3189.11	3492.88	UXWD-36A2-S2SXX	4656.58	4697.47		
		108"(2743mm)	ULWD-36A8-S2SLN	3288.47	3605.46	UXWD-36A8-S2SXX	4822.29	4865.49		
		114"(2896mm)	ULWD-36B4-S2SLN	3394.59	3728.97	UXWD-36B4-S2SXX	4994.77	5040.28		
				120"(3048mm)	ULWD-36C0-S2SLN	3493.97	3841.56	N/A	N/A	N/A
		38"(965mm)	16.5"(419mm)	30"(762mm)	ULWD-3830-S2SLN	\$ 1836.10	\$ 1962.29	UXWD-3830-S2SXX	\$ 2412.66	\$ 2426.19
36"(914mm)	ULWD-3836-S2SLN			1945.09	2084.81	UXWD-3836-S2SXX	2589.85	2605.76		
42"(1067mm)	ULWD-3842-S2SLN			2144.63	2302.07	UXWD-3842-S2SXX	2857.60	2875.88		
48"(1219mm)	ULWD-3848-S2SLN			2246.84	2417.82	UXWD-3848-S2SXX	3028.03	3048.70		
54"(1372mm)	ULWD-3854-S2SLN			2355.81	2544.52	UXWD-3854-S2SXX	3205.23	3228.27		
60"(1524mm)	ULWD-3860-S2SLN			2578.52	2780.75	UXWD-3860-S2SXX	3496.14	3521.56		
66"(1676mm)	ULWD-3866-S2SLN			2680.74	2900.69	UXWD-3866-S2SXX	3666.57	3694.36		
72"(1829mm)	ULWD-3872-S2SLN			2789.71	3023.20	UXWD-3872-S2SXX	3843.77	3873.94		
78"(1981mm)	ULWD-3878-S2SLN			2927.36	3178.58	UXWD-3878-S2SXX	4049.64	4082.19		
84"(2134mm)	ULWD-3884-S2SLN			3370.00	3634.76	UXWD-3884-S2SXX	4560.50	4595.42		
90"(2286mm)	ULWD-3890-S2SLN			3478.97	3761.45	UXWD-3890-S2SXX	4737.69	4774.99		
96"(2438mm)	ULWD-3896-S2SLN			3581.21	3877.22	UXWD-3896-S2SXX	4908.14	4947.81		
102"(2591mm)	ULWD-38A2-S2SLN			3690.20	4003.92	UXWD-38A2-S2SXX	5085.35	5127.39		
108"(2743mm)	ULWD-38A8-S2SLN			3792.40	4119.68	UXWD-38A8-S2SXX	5255.78	5300.20		
114"(2896mm)	ULWD-38B4-S2SLN			3901.38	4246.37	N/A	N/A	N/A		
				120"(3048mm)	ULWD-38C0-S2SLN	4003.61	4362.14	N/A	N/A	N/A
39"(991mm)	16.5"(419mm)			30"(762mm)	ULWD-3930-S2SLN	\$ 1844.62	\$ 1971.72	UXWD-3930-S2SXX	\$ 2418.52	\$ 2432.05
		36"(914mm)	ULWD-3936-S2SLN	1955.02	2095.82	UXWD-3936-S2SXX	2596.74	2612.65		
		42"(1067mm)	ULWD-3942-S2SLN	2155.98	2314.67	UXWD-3942-S2SXX	2865.52	2883.80		
		48"(1219mm)	ULWD-3948-S2SLN	2259.62	2432.01	UXWD-3948-S2SXX	3036.98	3057.65		
		54"(1372mm)	ULWD-3954-S2SLN	2370.02	2560.29	UXWD-3954-S2SXX	3215.21	3238.25		
		60"(1524mm)	ULWD-3960-S2SLN	2594.13	2798.10	UXWD-3960-S2SXX	3507.15	3532.57		
		66"(1676mm)	ULWD-3966-S2SLN	2697.78	2919.64	UXWD-3966-S2SXX	3678.62	3706.41		
		72"(1829mm)	ULWD-3972-S2SLN	2808.18	3043.74	UXWD-3972-S2SXX	3856.85	3887.02		
		78"(1981mm)	ULWD-3978-S2SLN	2947.26	3200.71	UXWD-3978-S2SXX	4063.75	4096.30		
		84"(2134mm)	ULWD-3984-S2SLN	3391.32	3658.47	UXWD-3984-S2SXX	4575.64	4610.56		
		90"(2286mm)	ULWD-3990-S2SLN	3501.72	3786.75	UXWD-3990-S2SXX	4753.87	4791.17		
		96"(2438mm)	ULWD-3996-S2SLN	3605.38	3904.11	UXWD-3996-S2SXX	4925.35	4965.02		
		102"(2591mm)	ULWD-39A2-S2SLN	3715.80	4032.41	UXWD-39A2-S2SXX	5103.59	5145.63		
		108"(2743mm)	ULWD-39A8-S2SLN	3819.44	4149.76	UXWD-39A8-S2SXX	5275.06	5319.48		
		114"(2896mm)	ULWD-39B4-S2SLN	3929.84	4278.03	N/A	N/A	N/A		
				120"(3048mm)	ULWD-39C0-S2SLN	4033.48	4395.38	N/A	N/A	N/A
		40"(1016mm)	16.5"(419mm)	30"(762mm)	ULWD-4030-S3SLN	\$ 1853.09	\$ 1981.12	UXWD-4030-S3SXX	\$ 2440.27	\$ 2454.19
36"(914mm)	ULWD-4036-S3SLN			1964.91	2106.81	UXWD-4036-S3SXX	2622.19	2638.54		
42"(1067mm)	ULWD-4042-S3SLN			2167.29	2327.24	UXWD-4042-S3SXX	2894.65	2913.44		
48"(1219mm)	ULWD-4048-S3SLN			2272.37	2446.17	UXWD-4048-S3SXX	3069.81	3091.05		
54"(1372mm)	ULWD-4054-S3SLN			2384.19	2576.05	UXWD-4054-S3SXX	3251.73	3275.40		
60"(1524mm)	ULWD-4060-S3SLN			2609.74	2815.45	UXWD-4060-S3SXX	3547.35	3573.46		
66"(1676mm)	ULWD-4066-S3SLN			2714.81	2938.58	UXWD-4066-S3SXX	3722.50	3751.05		
72"(1829mm)	ULWD-4072-S3SLN			2826.63	3064.26	UXWD-4072-S3SXX	3904.41	3935.42		
78"(1981mm)	ULWD-4078-S3SLN			2967.13	3222.81	UXWD-4078-S3SXX	4115.00	4148.44		
84"(2134mm)	ULWD-4084-S3SLN			3412.62	3682.17	UXWD-4084-S3SXX	4630.58	4666.46		
90"(2286mm)	ULWD-4090-S3SLN			3524.45	3812.04	UXWD-4090-S3SXX	4812.49	4850.81		
96"(2438mm)	ULWD-4096-S3SLN			3629.53	3930.99	UXWD-4096-S3SXX	4987.65	5028.41		
102"(2591mm)	ULWD-40A2-S3SLN			3741.36	4060.86	UXWD-40A2-S3SXX	5169.58	5212.77		
108"(2743mm)	ULWD-40A8-S3SLN			3846.43	4179.80	UXWD-40A8-S3SXX	5344.73	5390.36		
114"(2896mm)	ULWD-40B4-S3SLN			3958.27	4309.68	N/A	N/A	N/A		
				120"(3048mm)	ULWD-40C0-S3SLN	4063.33	4428.61	N/A	N/A	N/A

Wall Mount Open Sided Shelf

Nominal Height	Nominal Depth	Nominal Width	HPL Number	HPL		Wood Number	Wood	
				A	B		A	B
Legal Depth								
52"(1321mm)	16.5"(419mm)	30"(762mm)	ULWD-5230-S3SLN	\$ 2236.31	\$ 2410.38	UXWD-5230-S3SXN	\$ 3165.05	\$ 3184.19
		36"(914mm)	ULWD-5236-S3SLN	2393.46	2586.14	UXWD-5236-S3SXN	3418.75	3441.26
		42"(1067mm)	ULWD-5242-S3SLN	2641.18	2858.73	UXWD-5242-S3SXN	3763.02	3788.91
		48"(1219mm)	ULWD-5248-S3SLN	2788.18	3024.34	UXWD-5248-S3SXN	4006.58	4035.84
		54"(1372mm)	ULWD-5254-S3SLN	2945.34	3206.38	N/A	N/A	N/A
		60"(1524mm)	ULWD-5260-S3SLN	3216.19	3495.85	N/A	N/A	N/A
		66"(1676mm)	ULWD-5266-S3SLN	3363.23	3667.75	N/A	N/A	N/A
		72"(1829mm)	ULWD-5272-S3SLN	3520.37	3843.51	N/A	N/A	N/A
		78"(1981mm)	ULWD-5278-S3SLN	3706.19	4054.21	N/A	N/A	N/A
		84"(2134mm)	ULWD-5284-S3SLN	4193.61	4560.24	N/A	N/A	N/A
		90"(2286mm)	ULWD-5290-S3SLN	4350.79	4742.29	N/A	N/A	N/A
		96"(2438mm)	ULWD-5296-S3SLN	4497.80	4907.92	N/A	N/A	N/A
		102"(2591mm)	ULWD-52A2-S3SLN	4654.96	5089.95	N/A	N/A	N/A
		108"(2743mm)	ULWD-52A8-S3SLN	4801.96	5255.58	N/A	N/A	N/A
		114"(2896mm)	ULWD-52B4-S3SLN	4959.12	5437.60	N/A	N/A	N/A
		120"(3048mm)	ULWD-52C0-S3SLN	5106.14	5603.23	N/A	N/A	N/A

Wall Mount L Shelf



ULVL
UXVL
Class RA

Features

- Includes shelf with back panel with light block attached on each side, 4"(102mm)H french cleat with anti-dislodgement feature.
- Available in high-pressure laminate (HPL) or wood.
- Shelf available from 30"(762mm) to 120"(3048mm)W.
- Shelf available in letter and legal depth.
- 1H 14"(356mm)H and 15"(381mm)H has one fixed shelf.
- 2H 27"(686mm)H has two fixed shelves.
- Ships unassembled.

Specification Tips

- Shelf Heights and Alignment:
 - 1H L Shelf may be specified with standard or aligned heights to ensure alignment with shelves of adjacent components:
 - Standard Height (15"H) - designed for mounting the L Shelf @5H.
 - Aligned Height (14"H) - designed for mounting the L Shelf @6H.
 - 2H L Shelf is only available in standard height (27"H), designed for mounting the L Shelf @6H.
- Mounts on structural building wall. 30"(762mm)W cannot be mounted on 24"(610mm) commercial stud spacing. Metal shelf needs to attach to two studs.
- Must be properly anchored to structural building wall with field supplied anchors.
- Letter (14"(356mm)) or legal (16.5"(419mm))D can be used for binder storage.
- Cannot mount lower than 38"(965mm) off floor.
- Use separately specified Vertical Filler Trim to conceal installation details and provide a clean finish. Vertical Filler Trim adds .125"(3mm) to the overall width of the application.
- Refer to Specification Guide for weight limitations and application information.

To Order, Specify:

- 1) Product number.
- 2) Finish code (laminate or wood).
- 3) Edge trim color (laminate only).

Note: The L Shelf is not designed to function as a seat or heavy storage voids warranty.

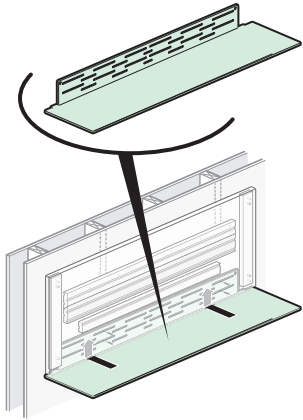
Wall Mount L Shelf

Nominal Height	Nominal Depth	Nominal Width	HPL Number	HPL A	HPL B	Wood Number	Wood A	Wood B
Letter Depth								
14"(356mm)	14"(356mm)	30"(762mm)	ULVL-1430-SIALN	\$ 1159.99	\$ 1217.04	UXVL-1430-SIAXN	\$ 1426.18	\$ 1431.83
		36"(914mm)	ULVL-1436-SIALN	1203.68	1269.33	UXVL-1436-SIAXN	1498.56	1505.20
		42"(1067mm)	ULVL-1442-SIALN	1292.66	1364.82	UXVL-1442-SIAXN	1616.21	1623.86
		48"(1219mm)	ULVL-1448-SIALN	1333.00	1413.74	UXVL-1448-SIAXN	1685.22	1693.86
		54"(1372mm)	ULVL-1454-SIALN	1376.69	1463.94	UXVL-1454-SIAXN	1757.60	1767.22
		60"(1524mm)	ULVL-1460-SIALN	1477.26	1573.10	UXVL-1460-SIAXN	1886.83	1897.45
		66"(1676mm)	ULVL-1466-SIALN	1517.57	1619.93	UXVL-1466-SIAXN	1955.82	1967.44
		72"(1829mm)	ULVL-1472-SIALN	1561.29	1672.24	UXVL-1472-SIAXN	2028.21	2040.83
		78"(1981mm)	ULVL-1478-SIALN	1633.65	1751.11	UXVL-1478-SIAXN	2129.26	2142.87
		84"(2134mm)	ULVL-1484-SIALN	1844.19	1970.25	UXVL-1484-SIAXN	2368.47	2383.07
		90"(2286mm)	ULVL-1490-SIALN	1887.91	2020.46	UXVL-1490-SIAXN	2440.84	2456.45
		96"(2438mm)	ULVL-1496-SIALN	1928.23	2069.39	UXVL-1496-SIAXN	2509.85	2526.45
		102"(2591mm)	ULVL-14A2-SIALN	1971.93	2119.59	UXVL-14A2-SIAXN	2582.23	2599.83
		108"(2743mm)	ULVL-14A8-SIALN	2012.26	2168.52	UXVL-14A8-SIAXN	2651.23	2669.82
		114"(2896mm)	ULVL-14B4-SIALN	2055.98	2218.74	UXVL-14B4-SIAXN	2723.61	2743.19
		120"(3048mm)	ULVL-14C0-SIALN	2096.28	2267.65	UXVL-14C0-SIAXN	2792.60	2813.18
15"(381mm)	14"(356mm)	30"(762mm)	ULVL-1530-SISLN	\$ 1168.47	\$ 1226.44	UXVL-1530-SISXN	\$ 1439.99	\$ 1445.84
		36"(914mm)	ULVL-1536-SISLN	1213.60	1280.33	UXVL-1536-SISXN	1514.73	1521.61
		42"(1067mm)	ULVL-1542-SISLN	1304.01	1377.41	UXVL-1542-SISXN	1634.74	1642.65
		48"(1219mm)	ULVL-1548-SISLN	1345.77	1427.92	UXVL-1548-SISXN	1706.10	1715.04
		54"(1372mm)	ULVL-1554-SISLN	1390.88	1479.70	UXVL-1554-SISXN	1780.84	1790.79
		60"(1524mm)	ULVL-1560-SISLN	1492.86	1590.45	UXVL-1560-SISXN	1912.43	1923.41
		66"(1676mm)	ULVL-1566-SISLN	1534.61	1638.87	UXVL-1566-SISXN	1983.78	1995.80
		72"(1829mm)	ULVL-1572-SISLN	1579.76	1692.77	UXVL-1572-SISXN	2058.53	2071.57
		78"(1981mm)	ULVL-1578-SISLN	1653.56	1773.24	UXVL-1578-SISXN	2161.94	2176.01
		84"(2134mm)	ULVL-1584-SISLN	1865.50	1993.94	UXVL-1584-SISXN	2403.50	2418.60
		90"(2286mm)	ULVL-1590-SISLN	1910.64	2045.75	UXVL-1590-SISXN	2478.24	2494.37
		96"(2438mm)	ULVL-1596-SISLN	1952.39	2096.27	UXVL-1596-SISXN	2549.60	2566.76
		102"(2591mm)	ULVL-15A2-SISLN	1997.52	2148.07	UXVL-15A2-SISXN	2624.34	2642.52
		108"(2743mm)	ULVL-15A8-SISLN	2039.29	2198.59	UXVL-15A8-SISXN	2695.71	2714.92
		114"(2896mm)	ULVL-15B4-SISLN	2084.42	2250.39	UXVL-15B4-SISXN	2770.44	2790.68
		120"(3048mm)	ULVL-15C0-SISLN	2126.15	2300.88	UXVL-15C0-SISXN	2841.79	2863.05
27"(686mm)	14"(356mm)	30"(762mm)	ULVL-2730-S2SLN	\$ 1529.69	\$ 1629.14	UXVL-2730-S2SXN	\$ 2135.12	\$ 2145.85
		36"(914mm)	ULVL-2736-S2SLN	1615.87	1730.43	UXVL-2736-S2SXN	2275.90	2288.52
		42"(1067mm)	ULVL-2742-S2SLN	1747.32	1872.81	UXVL-2742-S2SXN	2461.96	2476.47
		48"(1219mm)	ULVL-2748-S2SLN	1826.75	1967.34	UXVL-2748-S2SXN	2595.98	2612.39
		54"(1372mm)	ULVL-2754-S2SLN	1912.93	2064.44	UXVL-2754-S2SXN	2736.77	2755.07
		60"(1524mm)	ULVL-2760-S2SLN	2055.94	2222.56	UXVL-2760-S2SXN	2934.39	2954.59
		66"(1676mm)	ULVL-2766-S2SLN	2135.37	2312.90	UXVL-2766-S2SXN	3068.41	3090.50
		72"(1829mm)	ULVL-2772-S2SLN	2221.57	2414.20	UXVL-2772-S2SXN	3209.19	3233.18
		78"(1981mm)	ULVL-2778-S2SLN	2336.41	2539.96	UXVL-2778-S2SXN	3378.65	3404.53
		84"(2134mm)	ULVL-2784-S2SLN	2586.04	2804.69	UXVL-2784-S2SXN	3682.88	3710.66
		90"(2286mm)	ULVL-2790-S2SLN	2672.20	2901.78	UXVL-2790-S2SXN	3823.66	3853.33
		96"(2438mm)	ULVL-2796-S2SLN	2751.62	2996.31	UXVL-2796-S2SXN	3957.68	3989.24
		102"(2591mm)	ULVL-27A2-S2SLN	2837.82	3093.43	UXVL-27A2-S2SXN	4098.46	4131.91
		108"(2743mm)	ULVL-27A8-S2SLN	2917.23	3187.94	UXVL-27A8-S2SXN	4232.47	4267.82
		114"(2896mm)	ULVL-27B4-S2SLN	3003.42	3285.05	UXVL-27B4-S2SXN	4373.27	4410.51
		120"(3048mm)	ULVL-27C0-S2SLN	3082.83	3379.56	UXVL-27C0-S2SXN	4507.28	4546.42

Wall Mount L Shelf

Nominal Height	Nominal Depth	Nominal Width	HPL Number	HPL A	HPL B	Wood Number	Wood A	Wood B
Legal Depth								
14"(356mm)	16.5"(419mm)	30"(762mm)	ULVD-1430-S1ALN	\$ 1181.97	\$ 1243.57	UXVD-1430-S1AXN	\$ 1455.81	\$ 1461.80
		36"(914mm)	ULVD-1436-S1ALN	1229.93	1298.53	UXVD-1436-S1AXN	1533.94	1540.99
		42"(1067mm)	ULVD-1442-S1ALN	1323.22	1400.89	UXVD-1442-S1AXN	1657.36	1665.47
		48"(1219mm)	ULVD-1448-S1ALN	1367.82	1452.48	UXVD-1448-S1AXN	1732.12	1741.29
		54"(1372mm)	ULVD-1454-S1ALN	1415.79	1509.55	UXVD-1454-S1AXN	1810.24	1820.46
		60"(1524mm)	ULVD-1460-S1ALN	1520.64	1621.39	UXVD-1460-S1AXN	1945.22	1956.51
		66"(1676mm)	ULVD-1466-S1ALN	1565.22	1675.06	UXVD-1466-S1AXN	2019.97	2032.32
		72"(1829mm)	ULVD-1472-S1ALN	1613.21	1730.05	UXVD-1472-S1AXN	2098.10	2111.51
		78"(1981mm)	ULVD-1478-S1ALN	1689.84	1815.77	UXVD-1478-S1AXN	2204.90	2219.37
		84"(2134mm)	ULVD-1484-S1ALN	1904.67	2037.60	UXVD-1484-S1AXN	2449.86	2465.39
		90"(2286mm)	ULVD-1490-S1ALN	1952.65	2094.66	UXVD-1490-S1AXN	2527.98	2544.57
		96"(2438mm)	ULVD-1496-S1ALN	1997.24	2146.25	UXVD-1496-S1AXN	2602.74	2620.39
		102"(2591mm)	ULVD-14A2-S1ALN	2045.23	2203.32	UXVD-14A2-S1AXN	2680.87	2699.58
		108"(2743mm)	ULVD-14A8-S1ALN	2089.82	2254.92	UXVD-14A8-S1AXN	2755.61	2775.38
114"(2896mm)	ULVD-14B4-S1ALN	2137.82	2311.99	UXVD-14B4-S1AXN	2833.75	2854.58		
120"(3048mm)	ULVD-14C0-S1ALN	2182.42	2363.59	UXVD-14C0-S1AXN	2908.50	2930.39		
15"(381mm)	16.5"(419mm)	30"(762mm)	ULVD-1530-S1SLN	\$ 1190.45	\$ 1252.97	UXVD-1530-S1SXX	\$ 1469.62	\$ 1475.81
		36"(914mm)	ULVD-1536-S1SLN	1239.85	1309.53	UXVD-1536-S1SXX	1550.11	1557.40
		42"(1067mm)	ULVD-1542-S1SLN	1334.57	1413.48	UXVD-1542-S1SXX	1675.89	1684.26
		48"(1219mm)	ULVD-1548-S1SLN	1380.59	1466.66	UXVD-1548-S1SXX	1753.00	1762.47
		54"(1372mm)	ULVD-1554-S1SLN	1429.98	1525.31	UXVD-1554-S1SXX	1833.48	1844.03
		60"(1524mm)	ULVD-1560-S1SLN	1536.24	1638.74	UXVD-1560-S1SXX	1970.82	1982.47
		66"(1676mm)	ULVD-1566-S1SLN	1582.26	1694.00	UXVD-1566-S1SXX	2047.93	2060.68
		72"(1829mm)	ULVD-1572-S1SLN	1631.68	1750.58	UXVD-1572-S1SXX	2128.42	2142.25
		78"(1981mm)	ULVD-1578-S1SLN	1709.75	1837.90	UXVD-1578-S1SXX	2237.58	2252.51
		84"(2134mm)	ULVD-1584-S1SLN	1925.98	2061.29	UXVD-1584-S1SXX	2484.89	2500.92
		90"(2286mm)	ULVD-1590-S1SLN	1975.38	2119.95	UXVD-1590-S1SXX	2565.38	2582.49
		96"(2438mm)	ULVD-1596-S1SLN	2021.40	2173.13	UXVD-1596-S1SXX	2642.49	2660.70
		102"(2591mm)	ULVD-15A2-S1SLN	2070.82	2231.80	UXVD-15A2-S1SXX	2722.98	2742.27
		108"(2743mm)	ULVD-15A8-S1SLN	2116.85	2284.99	UXVD-15A8-S1SXX	2800.09	2820.48
114"(2896mm)	ULVD-15B4-S1SLN	2166.26	2343.64	UXVD-15B4-S1SXX	2880.58	2902.07		
120"(3048mm)	ULVD-15C0-S1SLN	2212.29	2396.82	UXVD-15C0-S1SXX	2957.69	2980.26		
27"(686mm)	16.5"(419mm)	30"(762mm)	ULVD-2730-S2SLN	\$ 1573.68	\$ 1682.22	UXVD-2730-S2SXX	\$ 2194.40	\$ 2205.81
		36"(914mm)	ULVD-2736-S2SLN	1668.40	1788.85	UXVD-2736-S2SXX	2346.68	2360.11
		42"(1067mm)	ULVD-2742-S2SLN	1808.42	1944.96	UXVD-2742-S2SXX	2544.24	2559.69
		48"(1219mm)	ULVD-2748-S2SLN	1896.38	2044.82	UXVD-2748-S2SXX	2689.76	2707.24
		54"(1372mm)	ULVD-2754-S2SLN	1991.10	2155.63	UXVD-2754-S2SXX	2842.04	2861.54
		60"(1524mm)	ULVD-2760-S2SLN	2142.69	2319.11	UXVD-2760-S2SXX	3051.18	3072.70
		66"(1676mm)	ULVD-2766-S2SLN	2230.67	2423.17	UXVD-2766-S2SXX	3196.69	3220.24
		72"(1829mm)	ULVD-2772-S2SLN	2325.41	2529.81	UXVD-2772-S2SXX	3348.98	3374.56
		78"(1981mm)	ULVD-2778-S2SLN	2448.80	2669.29	UXVD-2778-S2SXX	3529.93	3557.53
		84"(2134mm)	ULVD-2784-S2SLN	2706.97	2939.37	UXVD-2784-S2SXX	3845.66	3875.28
		90"(2286mm)	ULVD-2790-S2SLN	2801.69	3050.17	UXVD-2790-S2SXX	3997.94	4029.58
		96"(2438mm)	ULVD-2796-S2SLN	2889.67	3150.06	UXVD-2796-S2SXX	4143.47	4177.12
		102"(2591mm)	ULVD-27A2-S2SLN	2984.41	3260.88	UXVD-27A2-S2SXX	4295.75	4331.43
		108"(2743mm)	ULVD-27A8-S2SLN	3072.38	3360.75	UXVD-27A8-S2SXX	4441.27	4478.97
114"(2896mm)	ULVD-27B4-S2SLN	3167.11	3471.56	UXVD-27B4-S2SXX	4593.56	4633.28		
120"(3048mm)	ULVD-27C0-S2SLN	3255.07	3571.43	UXVD-27C0-S2SXX	4739.08	4780.83		

Wall Mount Floating Metal Shelf



UMW8
UMWX
UMWL
UMWD
Class RA

Features

- Includes one metal shelf.
- Shelf is available in 8"(203mm) or 10"(254mm) accessory shelf depth, letter and legal depth.
- Ships assembled.

Specification Tips

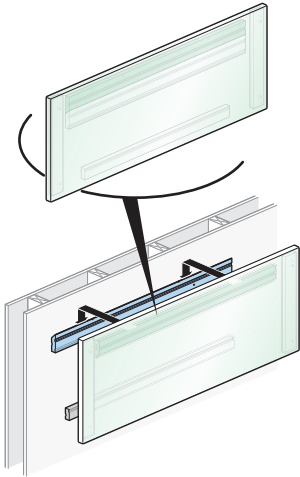
- Designed to be use with:
 - Wall Mount Tile Kits
 - Above 2H storage
 - Tackboard (KUAF-XXXX)
- Mounts on structural building wall. 30"(762mm)W cannot be mounted on 24"(610mm) commercial stud spacing. Metal shelf needs to attach to two studs.
- Must be properly anchored to structural building wall with field supplied anchors.
- Letter (14"(356mm)) or legal (16.5"(419mm))D can be used for binder storage.
- Cannot mount lower than 38"(965mm) off floor.
- Do not install upside down.
- Use separately specified Vertical Filler Trim to conceal installation details and provide a clean finish. Vertical Filler Trim adds .125"(3mm) to the overall width of the application.
- Tackboards can be used but are not recommended.
- Refer to Specification Guide for weight limitations and application information.

To Order, Specify:

- 1) Product number.
- 2) Trim color.

Application	Depth	Width	Number	Price
Accessory Shelf	8"(203mm)	30"(762mm)	UMW8-0030-NMN	\$ 827.19
		36"(914mm)	UMW8-0036-NMN	845.76
		42"(1067mm)	UMW8-0042-NMN	864.33
		48"(1219mm)	UMW8-0048-NMN	882.91
		54"(1372mm)	UMW8-0054-NMN	901.48
		60"(1524mm)	UMW8-0060-NMN	920.05
		66"(1676mm)	UMW8-0066-NMN	938.63
		72"(1829mm)	UMW8-0072-NMN	957.20
Accessory Shelf	10"(254mm)	30"(762mm)	UMWX-0030-NMN	\$ 850.40
		36"(914mm)	UMWX-0036-NMN	873.62
		42"(1067mm)	UMWX-0042-NMN	896.84
		48"(1219mm)	UMWX-0048-NMN	920.05
		54"(1372mm)	UMWX-0054-NMN	943.27
		60"(1524mm)	UMWX-0060-NMN	966.49
		66"(1676mm)	UMWX-0066-NMN	989.70
		72"(1829mm)	UMWX-0072-NMN	1012.92
Letter	14"(356mm)	30"(762mm)	UMWL-0030-NMN	\$ 896.84
		36"(914mm)	UMWL-0036-NMN	929.34
		42"(1067mm)	UMWL-0042-NMN	961.84
		48"(1219mm)	UMWL-0048-NMN	994.35
		54"(1372mm)	UMWL-0054-NMN	1026.85
		60"(1524mm)	UMWL-0060-NMN	1059.35
		66"(1676mm)	UMWL-0066-NMN	1091.86
		72"(1829mm)	UMWL-0072-NMN	1124.36
Legal	16.5"(419mm)	30"(762mm)	UMWD-0030-NMN	\$ 925.86
		36"(914mm)	UMWD-0036-NMN	964.17
		42"(1067mm)	UMWD-0042-NMN	1002.47
		48"(1219mm)	UMWD-0048-NMN	1040.78
		54"(1372mm)	UMWD-0054-NMN	1079.09
		60"(1524mm)	UMWD-0060-NMN	1117.40
		66"(1676mm)	UMWD-0066-NMN	1155.70
		72"(1829mm)	UMWD-0072-NMN	1194.01

Wall Mount Tile Kit



MZWK
Class RA

Features

- Include tile(s) with light block attached on each side, 4"(102mm)H french cleat with anti-dislodgement feature and attachment hardware.

Specification Tips

- Must be properly anchored to structural building wall with field supplied anchors.
- For use with Floating Metal Shelf (UMW_-----NMN) or alone as a full height tile.
- For use with 2H lower storage only.
- Product application options for below 1H, 1.5H or 2H upper storage components.
- Wood grain laminate grain switches direction to horizontal at 60"(1524mm)W. Recommend dividing into multiple pieces when you want to synchronize vertical grain.
- Refer to Product Details for alignment.
- Tile kits sit 1.5"(38mm) from the wall, requiring additional pinch point space for height adjustable convergent and credenza desks.
- Use separately specified Vertical Filler Trim to conceal installation details and provide a clean finish. Vertical Filler Trim adds 1/8" to the overall width of the application.

To Order, Specify:

- 1) Product number, including:

1 Number of Tiles 25"(635mm)H applications only:

- 1** One
- 2** Two

- 2) Laminate surface color or Wood finish color.
- 3) Edge trim color (laminare).

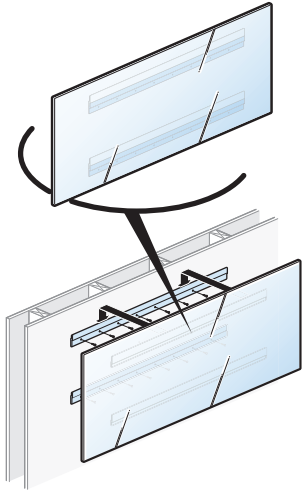
Wall Mount Tile Kit

Height	Width	Number of Tiles	HPL Number ①	HPL		Wood Number ①	Wood	
				A	B		A	B
19"(483mm)	30"(762mm)	1	MLWK-1930-M1	\$ 1014.37	\$ 1040.50	MZWK-1930-M1	\$ 1329.13	\$ 1390.88
	36"(914mm)	1	MLWK-1936-M1	1052.47	1083.82	MZWK-1936-M1	1404.50	1478.60
	42"(1067mm)	1	MLWK-1942-M1	1090.56	1127.14	MZWK-1942-M1	1479.87	1566.32
	48"(1219mm)	1	MLWK-1948-M1	1128.66	1170.46	MZWK-1948-M1	1555.23	1654.03
	54"(1372mm)	1	MLWK-1954-M1	1166.75	1213.78	MZWK-1954-M1	1630.60	1741.75
	60"(1524mm)	1	MLWK-1960-M1	1204.85	1257.10	MZWK-1960-M1	1705.97	1829.47
	66"(1676mm)	1	MLWK-1966-M1	1242.95	1300.42	MZWK-1966-M1	1781.33	1917.18
	72"(1829mm)	1	MLWK-1972-M1	1281.04	1343.74	MZWK-1972-M1	1856.70	2004.90
23"(584mm)	30"(762mm)	1	MLWK-2330-M1	\$ 1048.27	\$ 1079.90	MZWK-2330-M1	\$ 1402.27	\$ 1477.02
	36"(914mm)	1	MLWK-2336-M1	1093.15	1131.10	MZWK-2336-M1	1492.26	1581.96
	42"(1067mm)	1	MLWK-2342-M1	1138.02	1182.30	MZWK-2342-M1	1582.25	1686.90
	48"(1219mm)	1	MLWK-2348-M1	1182.90	1233.50	MZWK-2348-M1	1672.25	1791.85
	54"(1372mm)	1	MLWK-2354-M1	1227.77	1284.70	MZWK-2354-M1	1762.24	1896.79
	60"(1524mm)	1	MLWK-2360-M1	1272.65	1335.90	MZWK-2360-M1	1852.23	2001.73
	66"(1676mm)	1	MLWK-2366-M1	1317.53	1387.10	MZWK-2366-M1	1942.23	2106.68
	72"(1829mm)	1	MLWK-2372-M1	1362.40	1438.30	MZWK-2372-M1	2032.22	2211.62
25"(635mm)	30"(762mm)	1 or 2	MLWK-2530-M	\$ 1065.23	\$ 1099.60	MZWK-2530-M	\$ 1438.83	\$ 1520.08
	36"(914mm)	1 or 2	MLWK-2536-M	1113.49	1154.74	MZWK-2536-M	1536.14	1633.64
	42"(1067mm)	1 or 2	MLWK-2542-M	1161.76	1209.88	MZWK-2542-M	1633.45	1747.20
	48"(1219mm)	1 or 2	MLWK-2548-M	1210.02	1265.02	MZWK-2548-M	1730.75	1860.75
	54"(1372mm)	1 or 2	MLWK-2554-M	1258.29	1320.16	MZWK-2554-M	1828.06	1974.31
	60"(1524mm)	1 or 2	MLWK-2560-M	1306.55	1375.30	MZWK-2560-M	1925.37	2087.87
	66"(1676mm)	1 or 2	MLWK-2566-M	1354.81	1430.44	MZWK-2566-M	2022.67	2201.42
	72"(1829mm)	1 or 2	MLWK-2572-M	1403.08	1485.58	MZWK-2572-M	2119.98	2314.98
36"(914mm)	30"(762mm)	3	MLWK-3630-M3	\$ 1950.25	\$ 2036.65	MZWK-3630-M3	\$ 2463.85	\$ 2621.05
	36"(914mm)	3	MLWK-3636-M3	2062.10	2165.78	MZWK-3636-M3	2646.32	2834.96
	42"(1067mm)	3	MLWK-3642-M3	2173.95	2294.91	MZWK-3642-M3	2828.79	3048.87
	48"(1219mm)	3	MLWK-3648-M3	2285.80	2424.04	MZWK-3648-M3	3011.26	3262.78
	54"(1372mm)	3	MLWK-3654-M3	2397.65	2553.17	MZWK-3654-M3	3193.73	3476.69
	60"(1524mm)	3	MLWK-3660-M3	2509.50	2682.30	MZWK-3660-M3	3376.20	3690.60
	66"(1676mm)	3	MLWK-3666-M3	2621.35	2811.43	MZWK-3666-M3	3558.67	3904.51
	72"(1829mm)	3	MLWK-3672-M3	2733.20	2940.56	MZWK-3672-M3	3741.14	4118.42
38"(965mm)	30"(762mm)	3	MLWK-3830-M3	\$ 1979.68	\$ 2070.88	MZWK-3830-M3	\$ 2512.90	\$ 2678.84
	36"(914mm)	3	MLWK-3836-M3	2097.42	2206.86	MZWK-3836-M3	2705.18	2904.30
	42"(1067mm)	3	MLWK-3842-M3	2215.16	2342.84	MZWK-3842-M3	2897.46	3129.76
	48"(1219mm)	3	MLWK-3848-M3	2332.89	2478.81	MZWK-3848-M3	3089.74	3355.24
	54"(1372mm)	3	MLWK-3854-M3	2450.63	2614.79	MZWK-3854-M3	3282.02	3580.70
	60"(1524mm)	3	MLWK-3860-M3	2568.37	2750.77	MZWK-3860-M3	3474.30	3806.16
	66"(1676mm)	3	MLWK-3866-M3	2686.10	2886.74	MZWK-3866-M3	3666.58	4031.64
	72"(1829mm)	3	MLWK-3872-M3	2803.84	3022.72	MZWK-3872-M3	3858.86	4257.10

Wall Mount Tile Kit

Height	Width	Number of Tiles	HPL Number ①	HPL A	HPL B	Wood Number ①	Wood A	Wood B
39"(991mm)	30"(762mm)	3	MLWK-3930-M3	\$ 1994.40	\$2088.00	MZWK-3930-M3	\$ 2537.43	\$ 2707.73
	36"(914mm)	3	MLWK-3936-M3	2115.08	2227.40	MZWK-3936-M3	2734.61	2938.97
	42"(1067mm)	3	MLWK-3942-M3	2235.77	2366.80	MZWK-3942-M3	2931.80	3170.21
	48"(1219mm)	3	MLWK-3948-M3	2356.44	2506.20	MZWK-3948-M3	3128.98	3401.46
	54"(1372mm)	3	MLWK-3954-M3	2477.11	2645.60	MZWK-3954-M3	3326.16	3632.70
	60"(1524mm)	3	MLWK-3960-M3	2597.80	2785.00	MZWK-3960-M3	3523.35	3863.95
	66"(1676mm)	3	MLWK-3966-M3	2718.47	2924.40	MZWK-3966-M3	3720.53	4095.20
	72"(1829mm)	3	MLWK-3972-M3	2839.16	3063.80	MZWK-3972-M3	3917.72	4326.44
40"(1016mm)	30"(762mm)	3	MLWK-4030-M3	\$2009.12	\$ 2105.12	MZWK-4030-M3	\$ 2561.95	\$ 2736.61
	36"(914mm)	3	MLWK-4036-M3	2132.74	2247.94	MZWK-4036-M3	2764.04	2973.64
	42"(1067mm)	3	MLWK-4042-M3	2256.36	2390.76	MZWK-4042-M3	2966.13	3210.67
	48"(1219mm)	3	MLWK-4048-M3	2379.99	2533.59	MZWK-4048-M3	3168.22	3447.68
	54"(1372mm)	3	MLWK-4054-M3	2503.61	2676.41	MZWK-4054-M3	3370.31	3684.71
	60"(1524mm)	3	MLWK-4060-M3	2627.23	2819.23	MZWK-4060-M3	3572.40	3921.74
	66"(1676mm)	3	MLWK-4066-M3	2750.86	2962.06	MZWK-4066-M3	3774.49	4158.75
	72"(1829mm)	3	MLWK-4072-M3	2874.48	3104.88	MZWK-4072-M3	3976.58	4395.78
52"(1321mm)	30"(762mm)	4	MLWK-5230-M4	\$2530.12	\$ 2681.35	MZWK-5230-M4	\$ 3168.55	\$ 3425.51
	36"(914mm)	4	MLWK-5236-M4	2721.56	2903.04	MZWK-5236-M4	3462.00	3770.36
	42"(1067mm)	4	MLWK-5242-M4	2913.00	3124.73	MZWK-5242-M4	3755.45	4115.21
	48"(1219mm)	4	MLWK-5248-M4	3104.45	3346.42	MZWK-5248-M4	4048.90	4460.04
	54"(1372mm)	4	MLWK-5254-M4	3295.89	3568.11	MZWK-5254-M4	4342.35	4804.89
	60"(1524mm)	4	MLWK-5260-M4	3487.33	3789.80	MZWK-5260-M4	4635.80	5149.74
	66"(1676mm)	4	MLWK-5266-M4	3678.78	4011.49	MZWK-5266-M4	4929.25	5494.57
	72"(1829mm)	4	MLWK-5272-M4	3870.22	4233.18	MZWK-5272-M4	5222.70	5839.42

Wall Mount Frameless Glass Tile



UGWT
Class RA

Features

- Includes one, dubbed corner, non-magnetic frameless glass tile with attachment brackets.
- Ships assembled.

Specification Tips

- Measurements accommodate a .25"(6mm) gap in overall height.
- Not for use with VSUs or Floating Metal Shelf.
- Must be properly anchored to structural building wall with field supplied anchors.
- Use separately specified Vertical Filler Trim to conceal installation details and provide a clean finish. Vertical Filler Trim adds .125"(3mm) to the overall width of the application.
- Paint markers are recommended for black backpainted glass and are sourced locally.
- Dry erase marker kit (includes holer, six markers and eraser), order part# 7062-8001 is recommended for white backpainted glass.

To Order, Specify:

- 1) Product number.
- 2) Glass option.
3G-BL6 White
3G-BL7 Black

Height	Width	Number	Price
19"(483mm)	30"(762mm)	UGWT-1930-N	\$ 1378.07
	36"(914mm)	UGWT-1936-N	1757.53
	42"(1067mm)	UGWT-1942-N	2019.02
	48"(1219mm)	UGWT-1948-N	2280.50
	54"(1372mm)	UGWT-1954-N	2699.28
	60"(1524mm)	UGWT-1960-N	2960.77
	66"(1676mm)	UGWT-1966-N	3222.25
23"(584mm)	72"(1829mm)	UGWT-1972-N	3483.74
	30"(762mm)	UGWT-2330-N	\$ 1500.44
	36"(914mm)	UGWT-2336-N	1903.49
	42"(1067mm)	UGWT-2342-N	2188.57
	48"(1219mm)	UGWT-2348-N	2473.65
	54"(1372mm)	UGWT-2354-N	2916.02
	60"(1524mm)	UGWT-2360-N	3201.10
25"(635mm)	66"(1676mm)	UGWT-2366-N	3486.18
	72"(1829mm)	UGWT-2372-N	3771.26
	30"(762mm)	UGWT-2530-N	\$ 1561.62
	36"(914mm)	UGWT-2536-N	1976.47
	42"(1067mm)	UGWT-2542-N	2273.35
	48"(1219mm)	UGWT-2548-N	2570.22
	54"(1372mm)	UGWT-2554-N	3024.39
32"(813mm)	60"(1524mm)	UGWT-2560-N	3321.27
	66"(1676mm)	UGWT-2566-N	3618.14
	72"(1829mm)	UGWT-2572-N	3915.02
	30"(762mm)	UGWT-3230-N	\$ 1745.17
	36"(914mm)	UGWT-3236-N	2195.41
	42"(1067mm)	UGWT-3242-N	2527.68
	48"(1219mm)	UGWT-3248-N	2859.94
32"(813mm)	54"(1372mm)	UGWT-3254-N	3349.50
	60"(1524mm)	UGWT-3260-N	3681.77
	66"(1676mm)	UGWT-3266-N	4014.03
	72"(1829mm)	UGWT-3272-N	4346.30

Wall Mount Frameless Glass Tile

Height	Width	Number	Price
36"(914mm)	30"(762mm)	UGWT-3630-N	\$ 1985.51
	36"(914mm)	UGWT-3636-N	2341.37
	42"(1067mm)	UGWT-3642-N	2697.23
	48"(1219mm)	UGWT-3648-N	3053.09
	54"(1372mm)	UGWT-3654-N	3566.24
	60"(1524mm)	UGWT-3660-N	3922.10
	66"(1676mm)	UGWT-3666-N	4277.96
	72"(1829mm)	UGWT-3672-N	4633.82
38"(965mm)	30"(762mm)	UGWT-3830-N	\$2046.69
	36"(914mm)	UGWT-3836-N	2414.35
	42"(1067mm)	UGWT-3842-N	2782.01
	48"(1219mm)	UGWT-3848-N	3149.66
	54"(1372mm)	UGWT-3854-N	3674.61
	60"(1524mm)	UGWT-3860-N	4042.27
	66"(1676mm)	UGWT-3866-N	4409.92
	72"(1829mm)	UGWT-3872-N	4777.58
39"(991mm)	30"(762mm)	UGWT-3930-N	\$ 2107.88
	36"(914mm)	UGWT-3936-N	2487.33
	42"(1067mm)	UGWT-3942-N	2866.78
	48"(1219mm)	UGWT-3948-N	3246.24
	54"(1372mm)	UGWT-3954-N	3782.98
	60"(1524mm)	UGWT-3960-N	4162.43
	66"(1676mm)	UGWT-3966-N	4541.89
	72"(1829mm)	UGWT-3972-N	4921.34
40"(1016mm)	30"(762mm)	UGWT-4030-N	\$ 2107.88
	36"(914mm)	UGWT-4036-N	2487.33
	42"(1067mm)	UGWT-4042-N	2866.78
	48"(1219mm)	UGWT-4048-N	3246.24
	54"(1372mm)	UGWT-4054-N	3782.98
	60"(1524mm)	UGWT-4060-N	4162.43
	66"(1676mm)	UGWT-4066-N	4541.89
	72"(1829mm)	UGWT-4072-N	4921.34
52"(1321mm)	30"(762mm)	UGWT-5230-N	\$2693.45
	36"(914mm)	UGWT-5236-N	3155.48
	42"(1067mm)	UGWT-5242-N	3617.51
	48"(1219mm)	UGWT-5248-N	4079.54
	54"(1372mm)	UGWT-5254-N	4541.57
	60"(1524mm)	UGWT-5260-N	5003.60
	66"(1676mm)	UGWT-5266-N	5465.63
	72"(1829mm)	UGWT-5272-N	5927.66

Stretch and Pull Information

Introduction

Simple stretch and pull of tackboards are an important part of making the design process easier.

This capability will decrease the need for designers to engage Tailored Solutions for custom sized, wall mounted tackboards, in simple applications, and have list pricing and 3D Imagery immediately.

Units of Measurement

- Use either imperial or metric units to create the correct size in any application.
- Type "IN" after the number when using empirical measurement (example 47.2IN).
- Type the measurement only when using metric (example 900.3).
- Both measurements have one decimal location.
- Consider reducing the overall height of the tackboard by .25"(6mm) to allow for wire management of task lights and power modules during installation.
- Note, dimensions provided in the chart for Masters include .25"(6mm) Gap to allow for wire management.

Sizing

- This catalog code can be used to specify any Tackboard size subject to the current limitations.
 Minimum sizes:
 -Width = 8"(203mm)
 -Height = 5"(127mm)
 Maximum sizes:
 -Width = 96"(2438mm)
 -Height = 96"(2438mm)
- Rightway fabric applications = Maximum 48"(1219mm)W x 96"(2438mm)H.
- Railroad (fabric applications = 96"(2438mm)W x 48"(1219mm)H.
- For applications with sizes greater than those listed, please specify multiple tackboards.

CET/Canvas

1. Bring in a Stretch and Pull tackboard from the Haworth Workstation Accessories Extension tab in Canvas.
2. Modify the starting elevation of the tackboard, as well as the height and the width, via the green box.
3. If the tackboard turns red, it means that the directionality of the fabric needs to be switched.
- Reminder that 48"(1219mm)W x 96"(2438mm)H is the largest size available, limited by our core material that the fabric is applied to:
 Example: KUAF-XXXX,3A-31,508,1333.5 metric
 KUAF-XXXX,3A-31,31.5IN,51.8IN inches

SPEC 5

1. Option standard part number (KUAF-1648 for example).
2. Double click on "Option Code" box.
3. Add 2 lines to the "Edit Parts Options".
4. Height, then width, in millimeters or inches.
 - Type "IN" after the number when using empirical measurement (example 47.2IN).
 - Type the measurement only when using metric (example 900.3).
1. Make sure to start each line with a comma (,).
2. Change part number to (KUAF-XXXX).
3. Run the "Validation Tool" to confirm correct spec.

AutoCAD Specification

Bring in a tackboard that is closest to the size you need.

1. Bring in a 2D Symbol of the KUAF tackboard from the Compose Storage, Organization and Lights Catalog.
2. Make a copy of it and create a 3D.
3. Edit the 2D symbol in the Enhanced Attribute editor by double clicking on it.
4. Use that Enhanced Attribute Editor to change the part number to KUAF-XXXX,[FINISH],[HEIGHT],[WIDTH].
5. Edit the 3D symbol to the height and width required for the application if an Isometric View is required.

Tackboard Size Chart

For Use with Standard Wall Mount Storage Components

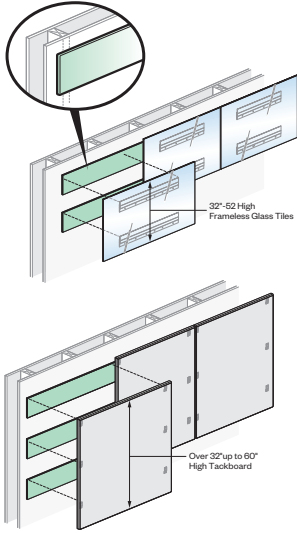
Lower Storage Storage Height	Alignment to Upper Piece of Wall Mounted Storage	Recommended Order Sizing/Canvas	
		Tackboard Height Inches (in)	Tackboard Height Millimeters (mm)
1H Lower Storage	Up to bottom of 1H OSU mounted at 5H standard alignment	35.6	904.4
	Up to bottom of 1H L shelf mounted at 5H standard alignment	37.7	958.3
	Up to bottom of 1H L shelf mounted at 5H w/ 2H alignment	38.3	973.2
	Up to bottom of 1.5H OSU mounted at 5H	31.6	803.7
	Up to bottom of 2H OSS/OSU mounted at 5H standard alignment	22.9	581.9
	Up to bottom of 2H L shelf mounted at 5H standard alignment	25.1	637.7
	Up to bottom of 1H OSS/OSU mounted at 6H	48.3	1227.2
	Up to bottom of 1H L shelf mounted at 6H standard alignment	50.4	1281.1
	Up to bottom of 1H L shelf mounted at 6H aligned	51.0	1296.0
	Up to bottom of 1.5H OSU mounted at 6H	44.3	1125.5
	Up to bottom of 2H OSS mounted at 6H	35.6	904.7
	Up to bottom of 2H L shelf mounted at 6H	37.8	960.5
	Full height up to 5H (69"(1753mm) aff)	51.8	1316.9
	Full height up to 6H (81.63"(2073mm) aff)	64.9	1649.2
Wall Mount Height Adjustable Desk Shroud	Up to bottom of 1H OSS/OSU mounted at 5H standard alignment	30.5	773.5
	Up to bottom of 1H L shelf mounted at 5H standard alignment	32.6	827.4
	Up to bottom of 1H L shelf mounted at 5H w/ 2H alignment	33.2	842.3
	Up to bottom of 1.5H OSU mounted at 5H	26.5	672.8
	Up to bottom of 2H L shelf mounted at 5H	20.0	506.8
	Up to bottom of 2H OSU/OSS mounted at 5H	17.8	451.0
	Up to bottom of 1H OSS/OSU mounted at 6H	43.2	1096.3
	Up to bottom of 1H L shelf mounted at 6H standard alignment	45.3	1150.2
	Up to bottom of 1H L shelf mounted at 6H aligned	45.9	1165.1
	Up to bottom of 1.5H OSU mounted at 6H	39.2	994.6
	Up to bottom of 2H OSS/OSU mounted at 6H	30.5	773.8
	Up to bottom of 2H L shelf mounted at 6H	32.7	829.6
	Full height up to 5H (69"(1753mm) aff)	47.1	1196.5
	Full height up to 6H (81.63"(2073mm) aff)	59.8	1518.3
1.5H Lower Storage	Up to bottom of 1H OSS/OSU mounted at 5H standard alignment	29.3	743.3
	Up to bottom of 1H L shelf mounted at 5H w/ 2H alignment	31.4	797.3
	Up to bottom of 1.5H OSU mounted at 5H w/ 2H alignment	32.0	812.1
	Up to bottom of 1.5H OSU mounted at 5H	25.3	642.6
	Up to bottom of 1H L shelf mounted at 5H standard alignment	31.4	797.3
	Up to bottom of 1H L shelf mounted at 5H - aligned	32.2	812.1
	Up to bottom of 2H L shelf mounted at 5H	19.0	476.6
	Up to bottom of 2H OSU/OSS mounted at 5H	16.6	420.8
	Up to bottom of 1H OSS/OSU mounted at 6H	42.0	1066.1
	Up to bottom of 1H L shelf mounted at 6H standard alignment	44.1	1120.1
	Up to bottom of 1H L shelf mounted at 6H aligned	44.7	1134.9
	Up to bottom of 1.5H OSU mounted at 6H	38.0	964.4
	Up to bottom of 2H OSS/OSU mounted at 6H	29.3	743.6
	Up to bottom of 2H L shelf mounted at 6H	31.5	799.4
Full height up to 5H (69"(1753mm) aff)	45.9	1166.3	
Full height up to 6H (81.63"(2073mm) aff)	58.6	1488.1	

Tackboard Size Chart

For Use with Standard Wall Mount Storage Components

Lower Storage Storage Height	Alignment to Upper Piece of Wall Mounted Storage	Recommended Order Sizing/Canvas	
		Tackboard Height Inches (in)	Tackboard Height Millimeters (mm)
2H Lower Storage	Up to bottom of 1H OSS/OSU mounted at 5H standard alignment	23.0	583.3
	Up to bottom of 1H L shelf mounted at 5H standard alignment	25.1	637.2
	Up to bottom of 1.5H OSU mounted at 5H	18.9	480.1
	Up to bottom of 2H OSS/OSU mounted at 5H standard alignment	25.1	637.2
	Up to bottom of 2H L shelf mounted at 5H standard alignment	12.6	314.2
	Up to bottom of 1H OSS/OSU mounted at 6H	35.6	903.4
	Up to bottom of 1H L shelf mounted at 6H standard alignment	37.7	957.3
	Up to bottom of 1H L shelf mounted at 6H aligned (added)	38.3	971.8
	Up to bottom of 1.5H OSU mounted at 6H	31.6	805.6
	Up to bottom of 2H OSS/OSU mounted at 6H	23.0	583.3
	Up to bottom of 2H L shelf mounted at 6H	25.1	637.2
	Full height up to 5H (69"(1753mm) aff)	39.6	1006.3
	Full height up to 6H (81.63"(2073mm) aff)	52.2	1326.4
	Full Height to Lower Storage	Floor to top of 5H storage	69.0
	Floor to top of 6H storage	81.6	2073.4
Reception Tackboard	Reception Station L-Shaped and U-Shaped	12.5	318.0

Wall Mount Spacers



XLST
Class RA

Features

- Includes horizontal spacer(s).
- The front and back faces have a balanced core construction.
- Cut to size in the field.

Specification Tips

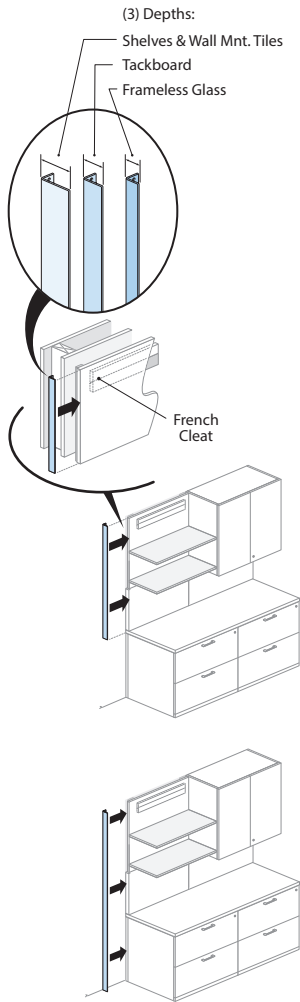
- Must be properly anchored to structural building wall with field supplied anchors.
- Spacers are designed to align the front face of one wall mounted component to the front face of another tile, tackboard or wall mounted shelf.
- Field modified to fit the width of the application.
- Spacers can accommodate multiple tackboards or glass tiles up to 96\"/>

To Order, Specify:

- 1) Product number.
(No finish specification required)

Application Options	Height	Width	Thickness	Number of Pieces Included	Number	Price
Frameless Glass Tile to Tackboard or Tackboard to Open Sided Shelf or Tackboard to L Shelf or Tackboard to Wall Mount Tile Kit	3\"/>					
Frameless Glass Tile to Open Sided Shelf or Frameless Glass Tile to L Shelf or Frameless Glass Tile to Wall Mount Tile Kit	3\"/>					

Wall Mount Vertical Filler Trim



Features

- Includes one Vertical Filler Trim with attachment hardware.
- Cut to size in field.

Specification Tips

- Designed as an aesthetic end cap for mixed wall storage configurations, spacers ensure a seamless look when used with glass tiles, tackboards, open sided shelves, or L shelf back panels.
- Align multiple components based on the deepest unit for a consistent look.
- Use separately specified Vertical Filler Trim to conceal installation details and provide a clean finish. Vertical Filler Trim adds 1/8" to the overall width of the application.

To Order, Specify:

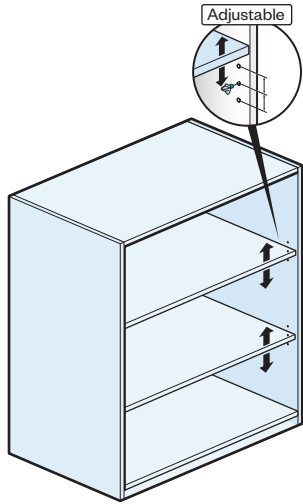
- 1) Product number.
- 2) Trim color.

Application	Height	Depth	Number	Price
Frameless Glass Tiles without spacer	81"(2057mm)	.5"(13mm)	XMFT-8100-1	\$170.13
Tackboard without spacers for Frameless Glass Tiles with 3/8" spacer		1.1"(28mm)	XMFT-8100-2	170.13
L Shelf, Wall Mounted Tile, Tackboard with 3/8" spacer or Frameless Glass Tiles 1.5"(38mm)Tile with 1.1" spacer		1.5"(38mm)	XMFT-8100-3	170.13

XMFT-8100
Class RA

Storage Unit

3H Freestanding Open



X4N3-NN
X5N3-NN
Class RA

Features

- Includes case, two adjustable shelves; inset back and glides.
- Inset backs are finished for laminate surfaces, but left unfinished when constructed with wood.
- Adjustable .75"(19mm) thick shelf has ±1.25"(32mm) adjustment range.
- Glides provide 2"(51mm) adjustment range.
- Shipped assembled.

Specification Tips

- Not for use with stack-on storage unit.
- Common storage top is recommended when units are used back to back, or modular credenza top when units are aligned side to side.

To Order, Specify:

1) Product number, including:

1 Toe Kick Option:

N No Toe Kick

Y Toe Kick (add **\$317.79** list)

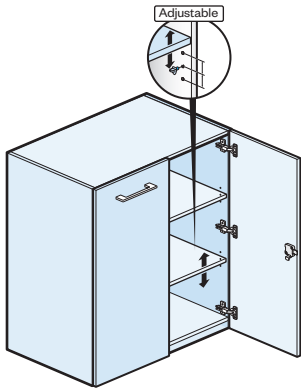
2) Finish code (laminate or wood).

3) Laminate edge trim color (if laminate specified).

Height	Depth	Width	Number	HPL		Wood		
				A	B	A	B	
HPL								
41.625"(1057mm)	19"(483mm)	30"(762mm)	X5N3-1930-NSSNN	\$ 2145.79	\$2364.22			
		36"(914mm)	X5N3-1936-NSSNN	2220.33	2438.76			
	24"(610mm)	30"(762mm)	X5N3-2430-NSSNN	\$2793.69	\$ 3012.12			
		36"(914mm)	X5N3-2436-NSSNN	2868.23	3086.66			
Wood								
41.625"(1057mm)	19"(483mm)	30"(762mm)	X4N3-1930-NSSNN			\$ 3136.44	\$3494.32	
		36"(914mm)	X4N3-1936-NSSNN			3210.98	3568.86	
	24"(610mm)	30"(762mm)	X4N3-2430-NSSNN			\$3784.34	\$ 4142.22	
		36"(914mm)	X4N3-2436-NSSNN			3858.88	4216.76	

Storage Unit

3H Freestanding with Hinged Doors



X4H3-LW
X5H3-LL
Class RA

Features

- Includes case, doors with concealed hinges, one adjustable shelf and one fixed shelf; inset back and glides.
- Inset backs are finished for laminate surfaces, but left unfinished when constructed with wood.
- Adjustable .75" (19mm) thick shelf has ±1.25" (32mm) adjustment range.
- Drawer pull options:
 - Bar pulls available in powdercoat finishes, indicates a door equipped with a touch latch.
 - Wing pulls available in powdercoat finishes.
 - Linear pulls are available in both powdercoat and satin nickel. Satin nickel will need to be specified.
 - Classic pulls are available in brushed nickel finish only. Finish code not required.
 - Touch latch option indicates a door equipped with a touch latch.
- Optional lock available; lock plug available in black or chrome.
- For lock options, refer to Lock Program section of the Accessories Price List.
- Glides provide 2" (51mm) adjustment range.
- Shipped assembled.

Specification Tips

- Not for use with stack-on storage unit.
- Wood units are not designed for applications where the back of unit is visible.

To Order, Specify:

1) Product number, including:

1 Door Pull Option*:

- F** Touch latch
- B** Bar (add **\$90.95** list)
- 8** Linear
- 9** Classic (add **\$32.10** list)
- W** Wing (add **\$90.95** list)

2 Lock Option:

- N** No Lock
- L** Lock (add **\$189.93** list)

3 Toe Kick Option:

- N** No Toe Kick
- Y** Toe Kick (add **\$317.79** list)

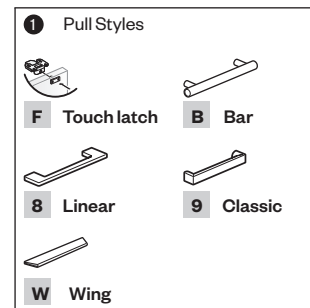
2) Finish code (laminate or wood).

3) Laminate edge trim color (if laminate specified).

4) Trim color for painted pull (if specified).

5) Trim color for lock (if specified).

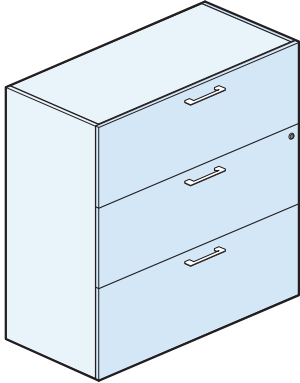
*Price per pull.



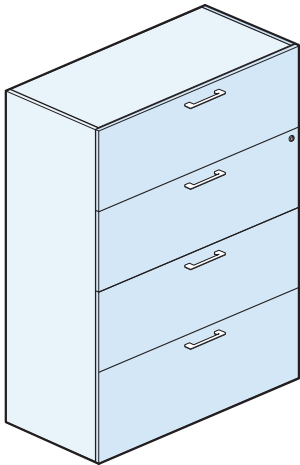
Height	Depth	Width	Number ① ② ③	HPL		Wood	
				A	B	A	B
HPL							
41.625"(1057mm)	19"(483mm)	30"(762mm)	X5H3-1930- SS L	\$ 2501.09	\$2659.12		
		36"(914mm)	X5H3-1936- SS L	2545.47	2703.50		
	24"(610mm)	30"(762mm)	X5H3-2430- SS L	\$ 3140.10	\$3298.13		
		36"(914mm)	X5H3-2436- SS L	3184.48	3342.51		
Wood							
41.625"(1057mm)	19"(483mm)	30"(762mm)	X4H3-1930- SS W			\$3695.52	\$ 4121.13
		36"(914mm)	X4H3-1936- SS W			3748.46	4187.83
	24"(610mm)	30"(762mm)	X4H3-2430- SS W			\$4358.11	\$4798.32
		36"(914mm)	X4H3-2436- SS W			4411.05	4865.02

Lateral File

3H and 4H Freestanding



3H
X4F3-LW
X6F3-LL



4H
X4F4-LW
X6F4-LL
Class RA

Features

- Includes a finished inset top and case, with three or four lateral file drawers, an inset back, and glides.
- File drawer with an integrated file hanging system.
- Two file hanging bars included per file drawer.
- File drawers have full extension slides with integrated anti-tip interlock feature.
- Inset backs are finished for laminate surfaces, but left unfinished when constructed with wood.
- Drawer pull options:
 - Bar pulls available in powdercoat finishes.
 - Wing pulls available in powdercoat finishes.
 - Linear pulls are available in both powdercoat and satin nickel. Satin nickel will need to be specified.
 - Classic pulls are available in brushed nickel finish only. Finish code not required.
 - Finger pull option available with Walnut double cut and Wood Group B finishes.
- One lock standard per lateral file; includes dual lock bar system.
- Lock plug is available in black or chrome.
- For lock options, refer to Lock Program section of the Accessories Price List.
- Glides provide 2"(51mm) adjustment range.
- Shipped assembled.

Specification Tips

- Not for use with stack-on storage unit.
- 3H lateral file includes field installed counterweight.
- 4H lateral file does not require counterweight.
- Common storage top recommended when units are used back to back.
- Side to side filing bar specified separately.

To Order, Specify:

1) Product number, including:

1 File Drawer Option:

- S** Black Miterfold
- W** Wood
 - 3H (add **\$290.75** list)
 - 4H (add **\$386.99** list)

2 Drawer Pull Option*:

- F** Finger pull (wood only) (add **\$171.20** list)
- B** Bar (add **\$90.95** list)
- 8** Linear
- 9** Classic (add **\$32.10** list)
- Q** Blade (add **\$128.40** list)
- W** Wing (add **\$90.95** list)

3 Toe Kick Option:

- N** No Toe Kick
- Y** Toe Kick (add **\$317.79** list)

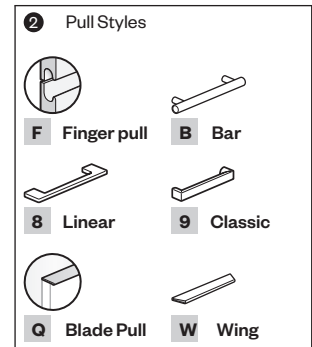
2) Finish code (laminate or wood).

3) Laminate edge trim color (if laminate specified).

4) Trim color for painted pull (if specified).

5) Trim color for lock (required).

*Price per pull.



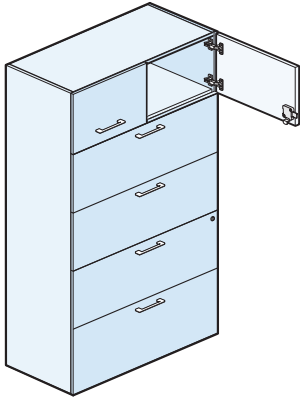
Lateral File

3H and 4H Freestanding

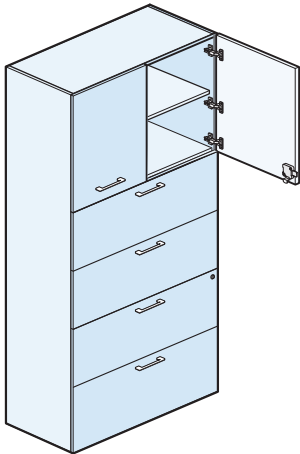
Height	Depth	Width	Number ① ② ③	HPL		Wood		
				A	B	A	B	
HPL — 3H								
41.625"(1057mm)	19"(483mm)	30"(762mm)	X5F3-1930-N	SSBLL	\$ 3241.13	\$3622.25		
		36"(914mm)	X5F3-1936-N	SSBLL	3458.36	3839.48		
	24"(610mm)	30"(762mm)	X5F3-2430-N	SSBLL	3372.54	3753.66		
		36"(914mm)	X5F3-2436-N	SSBLL	3589.77	3970.89		
HPL — 4H								
55.3125"(1405mm)	19"(483mm)	30"(762mm)	X5F4-1930-N	SSBLL	\$3938.90	\$4375.85		
		36"(914mm)	X5F4-1936-N	SSBLL	4156.13	4593.08		
	24"(610mm)	30"(762mm)	X5F4-2430-N	SSBLL	4070.31	4507.26		
		36"(914mm)	X5F4-2436-N	SSBLL	4287.54	4724.49		
Wood — 3H								
41.625"(1057mm)	19"(483mm)	30"(762mm)	X4F3-1930-N	SSBLW			\$5082.17	\$ 5619.43
		36"(914mm)	X4F3-1936-N	SSBLW			5362.18	5931.67
	24"(610mm)	30"(762mm)	X4F3-2430-N	SSBLW			5213.58	5766.52
		36"(914mm)	X4F3-2436-N	SSBLW			5493.59	6078.76
Wood — 4H								
55.3125"(1405mm)	19"(483mm)	30"(762mm)	X4F4-1930-N	SSBLW			\$ 6272.38	\$6928.64
		36"(914mm)	X4F4-1936-N	SSBLW			6552.39	7240.88
	24"(610mm)	30"(762mm)	X4F4-2430-N	SSBLW			6403.79	7075.73
		36"(914mm)	X4F4-2436-N	SSBLW			6683.80	7387.97

Lateral File

5H and 6H Freestanding



5H
X4F6-LW
X6F6-LL



6H
X4F6-LW
X6F6-LL
Class RA

Features

- Includes finished top and case, four lateral file drawers and storage cabinet; inset back and glides.
- File drawer with an integrated file hanging system.
- Two file hanging bars included per file drawer.
- File drawers have full extension slides with integrated anti-tip interlock feature.
- Inset backs are finished for laminate surfaces, but left unfinished when constructed with wood.
- Drawer pull options:
 - Bar pulls available in powdercoat finished.
 - Blade pulls available in powdercoat finishes, indicates a door equipped with a touch latch.
 - Wing pulls available in powdercoat finishes, indicates a door equipped with a touch latch.
 - Linear pulls are available in both powdercoat and satin nickel. Satin nickel will need to be specified.
 - Classic pulls are available in brushed nickel finish only. Finish code not required.
 - Finger pull option, available with Walnut double cut and Wood Group B finishes, indicates a door equipped with a touch latch.
- One lock standard per lateral file includes dual lock bar system; optional lock available for upper storage cabinet.
- Lock plug is available in black or chrome.
- For lock options, refer to Lock Program section of the Accessories Price List.
- 6H includes one adjustable shelf.
- Adjustable .75" (19mm) thick shelf has ±1.25" (32mm) adjustment range.
- Glides provide 2" (51mm) adjustment range.
- Shipped assembled.

Specification Tips

- Wood units are not designed for applications where the back of unit is visible.
- Side to side filing bar specified separately

To Order, Specify:

1) Product number, including:

1 File Drawer Option:

- S** Black Miterfold
- W** Wood (add **\$386.99** list)

2 Drawer Pull Option*:

- F** Finger pull (wood only) (add **\$171.20** list)
- B** Bar (add **\$90.95** list)
- 8** Linear
- 9** Classic (add **\$32.10** list)
- Q** Blade (add **\$128.40** list)
- W** Wing (add **\$90.95** list)

3 Storage Cabinet Lock Option:

- N** No Lock
- L** Lock (add **\$189.93** list)

4 Toe Kick Option:

- N** No Toe Kick
- Y** Toe Kick (add **\$317.79** list)

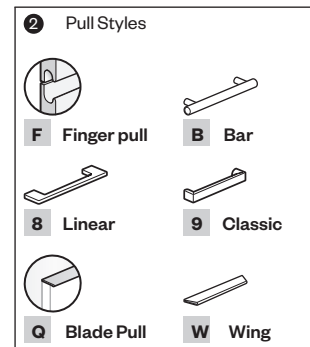
2) Finish code (laminate or wood).

3) Laminate edge trim color (if laminate specified).

4) Trim color for painted pull (if specified).

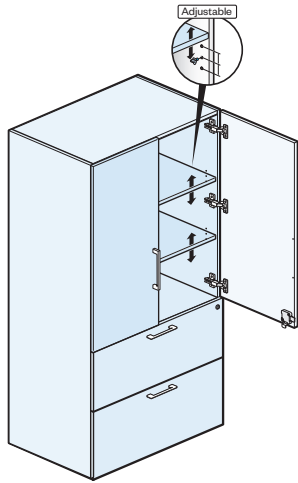
5) Trim color for lock (required).

*Price per pull.

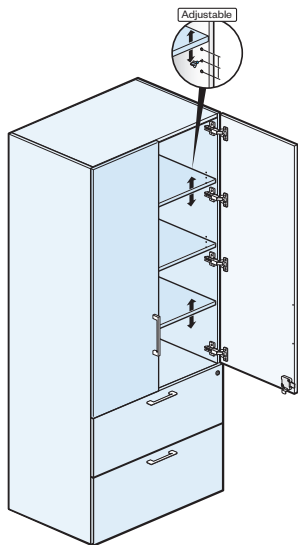


Lateral File

5H and 6H Combination Unit



5H
X4M5-LW
X6M5-LL



6H
X4M6-LW
X6M6-LL
Class RA

Features

- Includes 2H lateral file drawers, storage cabinet with two adjustable shelves, back, glides and concealed hinges.
- Adjustable shelf has ±1.25”(32mm) adjustment range.
- File drawer with an integrated file hanging system.
- File drawers have full extension slides with integrated anti-tip interlock feature.
- Backs are finished for laminate surfaces, but left unfinished when constructed with wood.
- Two file hanging bars included per file drawer.
- Drawer/door pull options:
 - Bar and Blade pulls available in powdercoat finishes, indicates a door equipped with a touch latch.
 - Wing pulls available in powdercoat finishes.
 - Linear pulls are available in both powdercoat and satin nickel. Satin nickel will need to be specified.
 - Classic pulls are available in brushed nickel finish only. Finish code not required.
 - Finger pull option, available with Walnut double cut and Wood Group B finishes, indicates a door equipped with a touch latch.
- One lock standard per lateral file includes dual lock bar system; Optional lock available for upper storage cabinet.
- Common keys within each storage unit.
- Lock plug is available in black or chrome.
- For lock options, refer to Lock Program section of the Accessories Price List.
- Two adjustable shelves included in 5H. One fixed and two adjustable shelves included in 6H.
- Adjustable shelf has ±1.25”(32mm) adjustment range.
- Glides provide 2”(51mm) adjustment range.
- Lateral file shipped assembled.

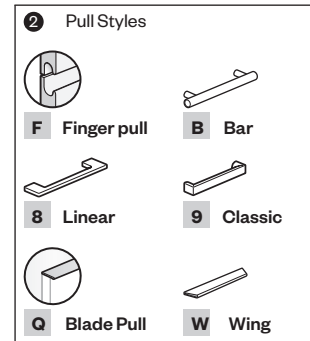
Specification Tips

- Wood units are not designed for applications where the back of unit is visible.
- Side to side filing bar specified separately

To Order, Specify:

- 1) Product number, including:
 - 1 **File Drawer Option:**
 - S** Black Miterfold
 - W** Wood (add **\$196.45** list)
 - 2 **Drawer/Door Pull Option*:**
 - F** Finger pull (wood only) (add **\$171.20** list)
 - B** Bar (add **\$90.95** list)
 - 8** Linear
 - 9** Classic (add **\$32.10** list)
 - Q** Blade (add **\$128.40** list)
 - W** Wing (add **\$90.95** list)
 - 3 **Storage Cabinet Lock Option:**
 - N** No Lock
 - L** Lock (add **\$189.93** list)
 - 4 **Toe Kick Option:**
 - N** No Toe Kick
 - Y** Toe Kick (add **\$317.79** list)
- 2) Finish code (laminate or wood).
- 3) Laminate edge trim color (if laminate specified).
- 4) Trim color for painted pull (if specified).
- 5) Trim color for lock (required).

*Price per pull.



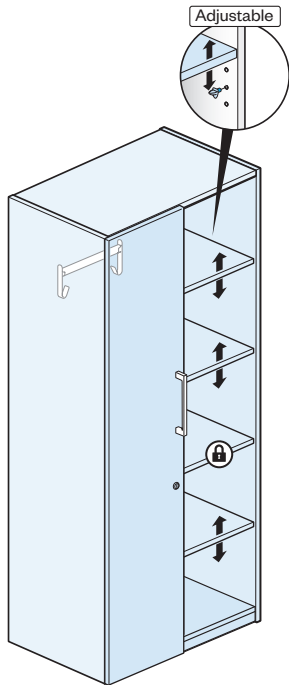
Lateral File

5H and 6H Combination Unit

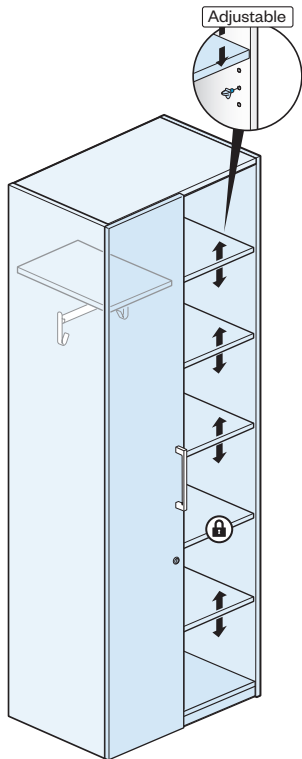
Height	Depth	Width	Number ① ② ③ ④	HPL		Wood		
				A	B	A	B	
HPL — 5H								
69"(1753mm)	19"(483mm)	30"(762mm)	X5M5-1930-N	SSB	L	\$ 4497.68	\$ 4857.56	
		36"(914mm)	X5M5-1936-N	SSB	L	4960.98	5330.19	
	24"(610mm)	30"(762mm)	X5M5-2430-N	SSB	L	4614.82	4974.70	
		36"(914mm)	X5M5-2436-N	SSB	L	5078.12	5447.33	
HPL — 6H								
81.625"(2073mm)	19"(483mm)	30"(762mm)	X5M6-1930-N	SSB	L	\$ 4787.02	\$ 5146.90	
		36"(914mm)	X5M6-1936-N	SSB	L	5250.32	5619.53	
	24"(610mm)	30"(762mm)	X5M6-2430-N	SSB	L	4904.16	5264.04	
		36"(914mm)	X5M6-2436-N	SSB	L	5367.46	5736.67	
Wood — 5H								
69"(1753mm)	19"(483mm)	30"(762mm)	X4M5-1930-N	SSB	W		\$ 6930.01	\$ 7726.38
		36"(914mm)	X4M5-1936-N	SSB	W		7468.26	8327.96
	24"(610mm)	30"(762mm)	X4M5-2430-N	SSB	W		7047.15	7843.52
		36"(914mm)	X4M5-2436-N	SSB	W		7585.40	8445.10
Wood — 6H								
81.625"(2073mm)	19"(483mm)	30"(762mm)	X4M6-1930-N	SSB	W		\$ 7266.43	\$ 8102.40
		36"(914mm)	X4M6-1936-N	SSB	W		7804.68	8703.98
	24"(610mm)	30"(762mm)	X4M6-2430-N	SSB	W		7383.57	8219.54
		36"(914mm)	X4M6-2436-N	SSB	W		7921.82	8821.12

Wardrobe

5H and 6H Open Unit



5H
X4W5-WL
X5W5-LL
(Left-hand shown)



6H
X4W6-WL
X5W6-LL
(Left-hand shown)
Class RA

Features

- Includes open storage with shelves, wardrobe with chrome coat rod with hooks, glides and door complete with concealed hinges.
- Case and door front finished.
- Backs are finished for laminate surfaces, but left unfinished when constructed with wood.
- Handed left (L) or right (R) by door hinge orientation.
- 5H includes one fixed shelf and three adjustable shelves.
- 6H includes one fixed shelf and four adjustable shelves.
- Fixed shelf in the second position from the bottom.
- Adjustable shelf has ±1.25"(32mm) adjustment range.
- Door pull options:
 - Bar pulls available in powdercoat finishes, indicates a door equipped with a touch latch.
 - Wing pulls available in powdercoat finishes.
 - Linear pulls are available in both powdercoat and satin nickel. Satin nickel will need to be specified.
 - Classic pulls are available in brushed nickel finish only. Finish code not required.
 - Touch latch option indicates a door equipped with a touch latch.
- Optional lock available; lock plug available in black or chrome.
- For lock options, refer to Lock Program section of the Accessories Price List.
- Glides provide 1"(25mm) adjustment range.
- Shipped assembled.

Specification Tip

- Wood units are not designed for applications where the back of unit is visible.
- Separately specify:
 - Fixed Wardrobe Shelf Accessory
- Includes one set of predrilled holes 15"(381mm)H from interior bottom panel that allow for the Fixed Wardrobe Shelf Accessory.

To Order, Specify:

1) Product number, including:

1 Door Pull Option*:

- F** Touch latch
- B** Bar (add **\$90.95** list)
- 8** Linear
- 9** Classic (add **\$32.10** list)
- W** Wing (add **\$90.95** list)

2 Lock Option:

- N** No Lock
- L** Lock (add **\$189.93** list)

3 Wardrobe Orientation:

- L** Left-hand
- R** Right-hand

4 Toe Kick Option:

- N** No Toe Kick
- Y** Toe Kick (add **\$269.64** list)

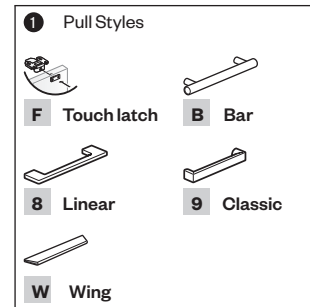
2) Finish code (laminate or wood).

3) Laminate edge trim color (if laminate specified).

4) Trim color for painted pull (if specified).

5) Trim color for lock (if specified).

*Price per pull.



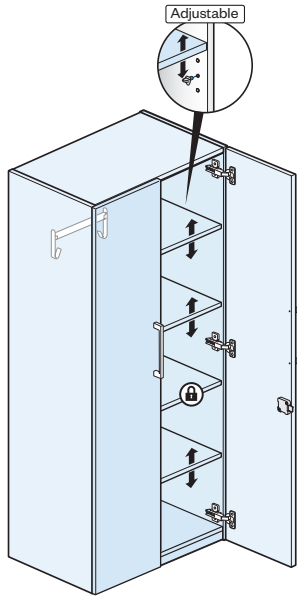
Wardrobe

5H and 6H Open Unit

Height	Depth	Width	Number ① ② ③ ④	HPL		Wood		
				A	B	A	B	
HPL — 5H								
69"(1753mm)	19"(483mm)	30"(762mm)	X5W5-1930-	SS	L	\$3359.17	\$3432.93	
		36"(914mm)	X5W5-1936-	SS	L	3460.36	3534.12	
	24"(610mm)	30"(762mm)	X5W5-2430-	SS	L	4454.39	4528.15	
		36"(914mm)	X5W5-2436-	SS	L	4555.58	4629.34	
HPL — 6H								
81.625"(2073mm)	19"(483mm)	30"(762mm)	X5W6-1930-	SS	L	\$ 4177.47	\$ 4251.23	
		36"(914mm)	X5W6-1936-	SS	L	4278.66	4352.42	
	24"(610mm)	30"(762mm)	X5W6-2430-	SS	L	5272.69	5346.45	
		36"(914mm)	X5W6-2436-	SS	L	5373.88	5447.64	
Wood — 5H								
69"(1753mm)	19"(483mm)	30"(762mm)	X4W5-1930-	SS	W		\$ 5507.83	\$ 6124.36
		36"(914mm)	X4W5-1936-	SS	W		5634.70	6296.23
	24"(610mm)	30"(762mm)	X4W5-2430-	SS	W		6787.16	7554.17
		36"(914mm)	X4W5-2436-	SS	W		6914.03	7726.04
Wood — 6H								
81.625"(2073mm)	19"(483mm)	30"(762mm)	X4W6-1930-	SS	W		\$6454.57	\$ 7193.13
		36"(914mm)	X4W6-1936-	SS	W		6581.44	7365.00
	24"(610mm)	30"(762mm)	X4W6-2430-	SS	W		7733.90	8622.94
		36"(914mm)	X4W6-2436-	SS	W		7860.77	8794.81

Wardrobe

5H and 6H Closed Storage Unit



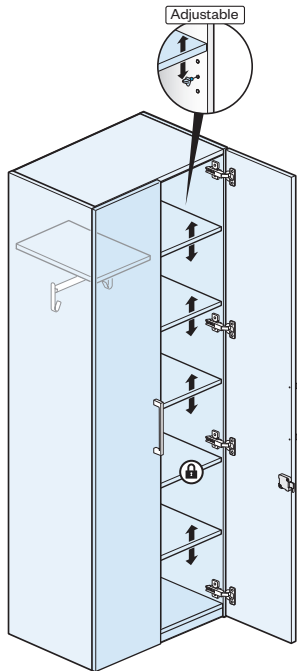
5H
X4X5-LW
X5X5-LL

Features

- Includes wardrobe with chrome coat rod with hooks on left side, storage cabinet with shelves on right side, glides and doors with concealed hinges.
- Case and door front finished.
- Backs are finished for laminate surfaces, but left unfinished when constructed with wood.
- 5H includes one fixed shelf and three adjustable shelves.
- 6H includes one fixed shelf and four adjustable shelves.
- Fixed shelf in the second position from the bottom.
- Adjustable shelf has ±1.25"(32mm) adjustment range.
- Door pull options:
 - Bar pulls available in powdercoat finishes.
 - Wing pulls available in powdercoat finishes.
 - Linear pulls are available in both powdercoat and satin nickel. Satin nickel will need to be specified.
 - Classic pulls are available in brushed nickel finish only. Finish code not required.
 - Touch latch option, available with Walnut double cut and Wood Group B finishes, indicates a door equipped with a touch latch.
- Optional lock available; lock plug available in black or chrome.
- For lock options, refer to Lock Program section of the Accessories Price List.
- Glides provide 1"(25mm) adjustment range.
- Shipped assembled.

Specification Tip

- Wood units are not designed for applications where the back of unit is visible.
- Separately specify:
 - Fixed Wardrobe Shelf Accessory
- Includes one set of predrilled holes 15"(381mm)H from interior bottom panel that allow for the Fixed Wardrobe Shelf Accessory.



6H
X4X6-LW
X5X6-LL
Class RA

To Order, Specify:

1) Product number, including:

1 Door Pull Option*:

- F** Touch latch
- B** Bar (add **\$90.95** list)
- 8** Linear
- 9** Classic (add **\$32.10** list)
- W** Wing (add **\$90.95** list)

2 Lock Option:

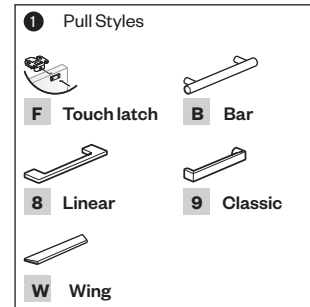
- N** No Lock
- L** Lock (add **\$189.93** list)

3 Toe Kick Option:

- N** No Toe Kick
- Y** Toe Kick (add **\$269.64** list)

- 2) Finish code (laminate or wood).
- 3) Laminate edge trim color (if laminate specified).
- 4) Trim color for painted pull (if specified).
- 5) Trim color for lock (if specified).

*Price per pull.



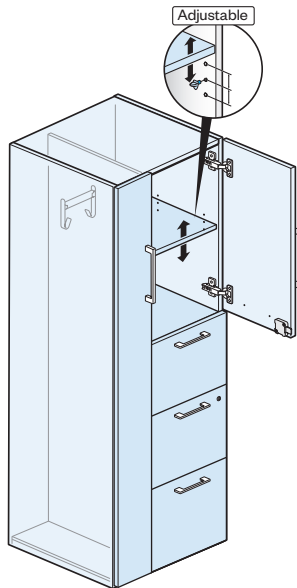
Wardrobe

5H and 6H Closed Storage Unit

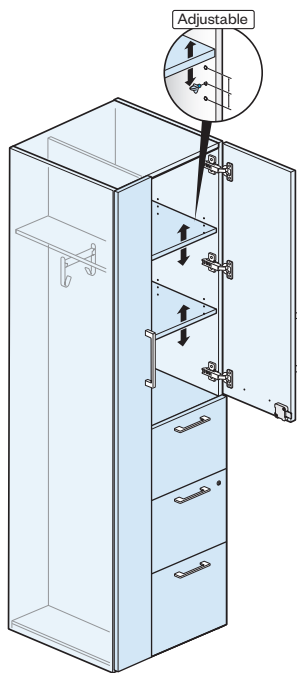
Height	Depth	Width	Number ① ② ③	HPL		Wood	
				A	B	A	B
HPL — 5H							
69"(1753mm)	19"(483mm)	30"(762mm)	X5X5-1930- SS L	\$ 3811.81	\$ 3885.57		
		36"(914mm)	X5X5-1936- SS L	3913.00	3986.76		
	24"(610mm)	30"(762mm)	X5X5-2430- SS L	4907.03	4980.79		
		36"(914mm)	X5X5-2436- SS L	5008.22	5081.98		
HPL — 6H							
81.625"(2073mm)	19"(483mm)	30"(762mm)	X5X6-1930- SS L	\$4630.11	\$ 4703.87		
		36"(914mm)	X5X6-1936- SS L	4731.30	4805.06		
	24"(610mm)	30"(762mm)	X5X6-2430- SS L	5725.33	5799.09		
		36"(914mm)	X5X6-2436- SS L	5826.52	5900.28		
Wood — 5H							
69"(1753mm)	19"(483mm)	30"(762mm)	X4X5-1930- SS W			\$6325.89	\$6942.42
		36"(914mm)	X4X5-1936- SS W			6452.76	7114.29
	24"(610mm)	30"(762mm)	X4X5-2430- SS W			7605.22	8372.23
		36"(914mm)	X4X5-2436- SS W			7732.09	8544.10
Wood — 6H							
81.625"(2073mm)	19"(483mm)	30"(762mm)	X4X6-1930- SS W			\$ 7272.63	\$ 8011.19
		36"(914mm)	X4X6-1936- SS W			7399.50	8183.06
	24"(610mm)	30"(762mm)	X4X6-2430- SS W			8551.96	9441.00
		36"(914mm)	X4X6-2436- SS W			8678.83	9612.87

Personal Storage Tower

5H and 6H F/F/F Pedestal and Valet



5H



6H
X4AD-WL
X6AD-LL
(Left-hand shown)
Class RA

Features

- Includes three file drawers, closed storage with two adjustable shelves, glides and valet with chrome coat rod with hooks.
- Case and door front finished.
- Backs are finished for laminate surfaces, but left unfinished when constructed with wood.
- 5H includes one adjustable shelf in the storage cabinet.
- 6H includes two adjustable shelves in the storage cabinet and a removable hat shelf in the valet.
- Adjustable shelf has ±1.25"(32mm) adjustment range.
- One file hanging bars included per file drawer.
- File drawers have full extension slides.
- Drawer/door pull options:
 - Bar and Blade pulls available in powdercoat finishes.
 - Wing pulls available in powdercoat finishes.
 - Linear pulls are available in both powdercoat and satin nickel. Satin nickel will need to be specified.
 - Classic pulls are available in brushed nickel finish only. Finish code not required.
 - Finger pull option indicates a door equipped with a touch latch.
- Letter width 15.5"(394mm) pedestal.
- One lock standard for file drawers; optional lock available for upper storage cabinet and valet.
- Common keys within each storage unit.
- Lock plug is available in black or chrome.
- For lock options, refer to Lock Program section of the Accessories Price List.
- Shipped assembled.

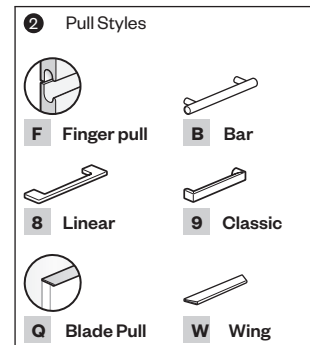
Specification Tip

- Wood units are not designed for applications where the back of unit is visible.
- Separately specify:
 - Fixed Wardrobe Shelf Accessory
- Includes one set of predrilled holes 15"(381mm)H from interior bottom panel that allow for the Fixed Wardrobe Shelf Accessory.

To Order, Specify:

- 1) Product number, including:
 - 1 **Drawer Option:**
 - S** Black Miterfold
 - W** Wood (add **\$252.61** list)
 - 2 **Drawer/Door Pull Option*:**
 - F** Finger pull (wood only) (add **\$171.20** list)
 - B** Bar (add **\$90.95** list)
 - 8** Linear
 - 9** Classic (add **\$32.10** list)
 - Q** Blade (add **\$128.40** list)
 - W** Wing (add **\$90.95** list)
 - 3 **Storage Cabinet/Valet Lock Option:**
 - N** No Lock
 - L** Lock (add **\$379.87** list)
 - 4 **Valet Door Hinge Orientation:**
 - L** Left-hand
 - R** Right-hand
 - 5 **Toe Kick Option:**
 - N** No Toe Kick
 - Y** Toe Kick (add **\$288.90** list)
- 2) Finish code (laminate or wood).
- 3) Laminate edge trim color (if laminate specified).
- 4) Trim color for painted pull (if specified).
- 5) Trim color for lock (required).

*Price per pull.



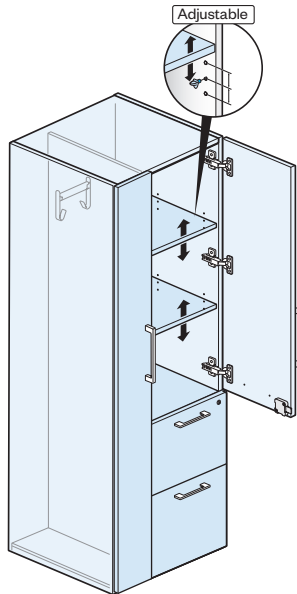
Personal Storage Tower

5H and 6H F/F/F Pedestal and Valet

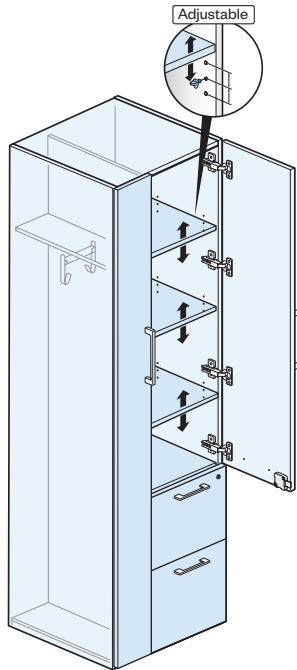
Height	Depth	Width	Number ① ② ③ ④ ⑤	HPL		Wood		
				A	B	A	B	
HPL — 5H								
69"(1753mm)	24"(610mm)	24"(610mm)	X5AD-6924- ■ ■ ■ SSS ■ L ■ ■ ■	\$4606.14	\$5069.06			
HPL — 6H								
81.625"(2073mm)	24"(610mm)	24"(610mm)	X5AD-8124- ■ ■ ■ SSS ■ L ■ ■ ■	\$ 5585.98	\$ 6127.21			
Wood — 5H								
69"(1753mm)	24"(610mm)	24"(610mm)	X4AD-6924- ■ ■ ■ SSS ■ W ■ ■ ■			\$7032.94	\$7841.88	
Wood — 6H								
81.625"(2073mm)	24"(610mm)	24"(610mm)	X4AD-8124- ■ ■ ■ SSS ■ W ■ ■ ■			\$ 8176.82	\$9127.94	

Personal Storage Tower

5H and 6H F/F Pedestal and Valet



6H



6H
X4AF-WL
X5AF-LL
(Left-hand shown)
Class RA

Features

- Includes two file drawers, closed storage with adjustable shelves, glides and wardrobe with chrome coat rod.
- Case and door front finished.
- Backs are finished for laminate surfaces, but left unfinished when constructed with wood.
- Handed left (L) or right (R) based on valet door hinge orientation.
- 5H includes two adjustable shelves in the storage cabinet.
- 6H includes three adjustable shelves in the storage cabinet and one additional shelf in the valet.
- Adjustable shelf has $\pm 1.25"$ (32mm) adjustment range.
- One file hanging bars included per file drawer.
- File drawers have full extension slides.
- Drawer and door pull options:
 - Bar pulls available in powdercoat finished.
 - Blade pulls available in powdercoat finishes, indicates a door equipped with a touch latch.
 - Wing pulls available in powdercoat finishes.
 - Linear pulls are available in both powdercoat and satin nickel. Satin nickel will need to be specified.
 - Classic pulls are available in brushed nickel finish only. Finish code not required.
 - Finger pull option, available with Walnut double cut and Wood Group B finishes, indicates a door equipped with a touch latch.
- Letter width 15.5" (394mm) pedestals.
- One lock standard for file drawers; optional lock available for upper storage cabinet and valet.
- Common keys within each storage unit.
- Lock plug is available in black or chrome.
- For lock options, refer to Lock Program section of the Accessories Price List.
- Shipped assembled.

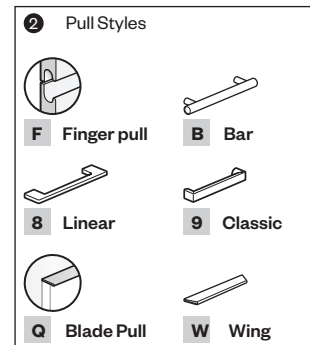
Specification Tip

- Wood units are not designed for applications where the back of unit is visible.
- Separately specify:
 - Fixed Wardrobe Shelf Accessory
 - Coat Rod with Hooks
- Includes one set of predrilled holes 15" (381mm)H from interior bottom panel that allow for the Fixed Wardrobe Shelf Accessory.

To Order, Specify:

- 1) Product number, including:
 - 1 Drawer Option:**
 - S** Black Miterfold
 - W** Wood (add **\$252.61** list)
 - 2 Drawer and Door Pull Options*:**
 - F** Finger pull (wood only) (add **\$171.20** list)
 - B** Bar (add **\$90.95** list)
 - 8** Linear
 - 9** Classic (add **\$32.10** list)
 - Q** Blade (add **\$128.40** list)
 - W** Wing (add **\$90.95** list)
 - 3 Storage Cabinet/Valet Lock Option:**
 - N** No Lock
 - L** Lock (add **\$379.87** list)
 - 4 Valet Door Hinge Orientation:**
 - L** Left-hand
 - R** Right-hand
 - 5 Toe Kick Option:**
 - N** No Toe Kick
 - Y** Toe Kick (add **\$288.90** list)
- 2) Finish code (laminate or wood).
- 3) Laminate edge trim color (if laminate specified).
- 4) Trim color for painted pull (if specified).
- 5) Trim color for lock (required).

*Price per pull.



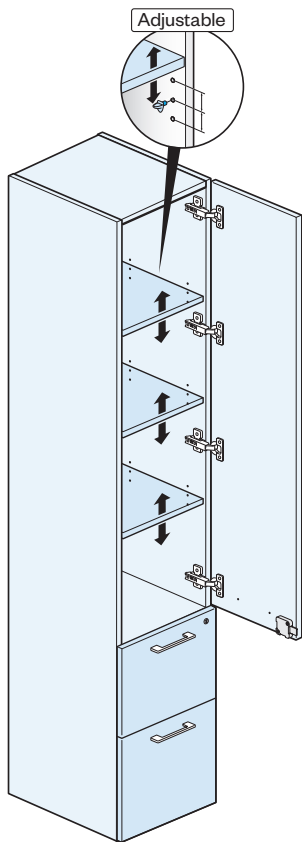
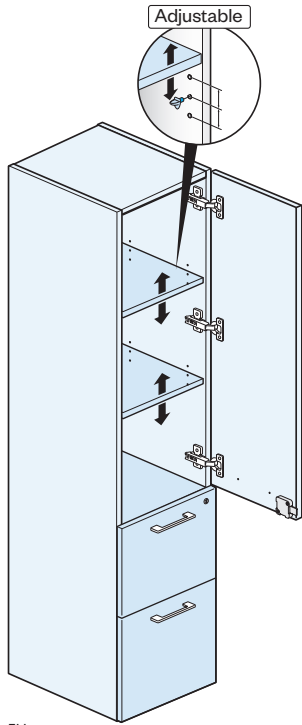
Personal Storage Tower

5H and 6H F/F Pedestal and Valet

Height	Depth	Width	Number ① ② ③ ④ ⑤	HPL		Wood		
				A	B	A	B	
HPL — 5H								
69"(1753mm)	24"(610mm)	24"(610mm)	X5AF-6924- ■ ■ ■ SSS ■ L ■ ■ ■	\$3763.98	\$4206.51			
HPL — 6H								
81.625"(2073mm)	24"(610mm)	24"(610mm)	X5AF-8124- ■ ■ ■ SSS ■ L ■ ■ ■	\$ 4715.39	\$ 5291.04			
Wood — 5H								
69"(1753mm)	24"(610mm)	24"(610mm)	X4AF-6924- ■ ■ ■ SSS ■ W ■ ■ ■			\$ 5941.73	\$6620.62	
Wood — 6H								
81.625"(2073mm)	24"(610mm)	24"(610mm)	X4AF-8124- ■ ■ ■ SSS ■ W ■ ■ ■			\$6893.14	\$ 7761.21	

Storage Tower

5H and 6H



Features

- Includes two file drawers, closed storage with adjustable shelves and glides.
- Case and door front finished.
- Backs are finished for laminate surfaces, but left unfinished when constructed with wood.
- Handed left (L) or right (R) based on closed storage door hinge orientation.
- 5H includes two adjustable shelves in the storage cabinet.
- 6H includes three adjustable shelves in the storage cabinet.
- Adjustable shelf has ±1.25" (32mm) adjustment range.
- One file hanging bars included per file drawer.
- File drawers have full extension slides.
- Drawer and door pull options:
 - Bar pulls available in powdercoat finished.
 - Blade pulls available in powdercoat finishes, indicates a door equipped with a touch latch.
 - Wing pulls available in powdercoat finishes.
 - Linear pulls are available in both powdercoat and satin nickel. Satin nickel will need to be specified.
 - Classic pulls are available in brushed nickel finish only. Finish code not required.
 - Finger pull option, available with Walnut double cut and Wood Group B finishes, indicates a door equipped with a touch latch.
- Letter width 15.5" (394mm) pedestals.
- One lock standard for file drawers; optional lock available for upper storage cabinet and valet.
- Common keys within each storage unit.
- Lock plug is available in black or chrome.
- For lock options, refer to Lock Program section of the Accessories Price List.
- Glides provide 1" (25mm) adjustment range.
- Shipped assembled.

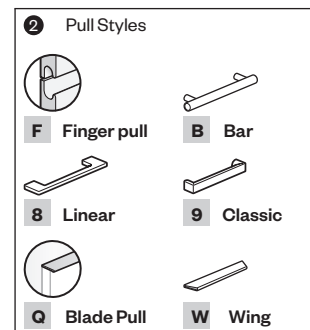
Specification Tip

- Wood units are not designed for applications where the back of unit is visible.

To Order, Specify:

- 1) Product number, including:
 - 1 Drawer Option:**
 - S** Black Miterfold
 - W** Wood (add **\$252.61** list)
 - 2 Drawer and Door Pull Options*:**
 - F** Finger pull (wood only) (add **\$171.20** list)
 - B** Bar (add **\$90.95** list)
 - 8** Linear
 - 9** Classic (add **\$32.10** list)
 - Q** Blade (add **\$128.40** list)
 - W** Wing (add **\$90.95** list)
 - 3 Storage Cabinet Lock Option:**
 - N** No Lock
 - L** Lock (add **\$189.93** list)
 - 4 Storage Door Hinge Orientation:**
 - L** Left-hand
 - R** Right-hand
 - 5 Toe Kick Option:**
 - N** No Toe Kick
 - Y** Toe Kick (add **\$269.64** list)
- 2) Finish code (laminate or wood).
- 3) Laminate edge trim color (if laminate specified).
- 4) Trim color for painted pull (if specified).
- 5) Trim color for lock (required).

*Price per pull.



6H
X4ZF-WR
X6ZF-LR
(Right-hand shown)
Class RA

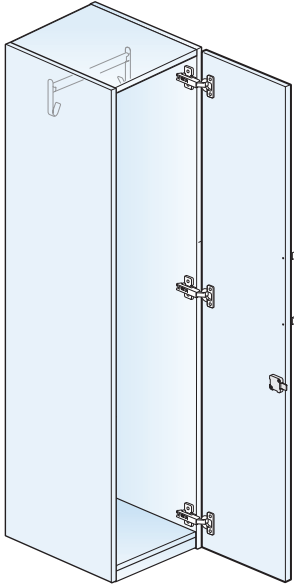
Storage Tower

5H and 6H

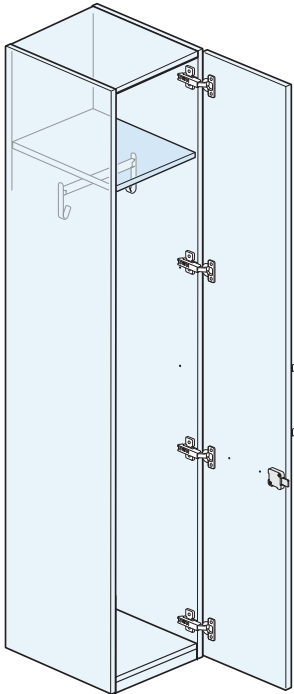
Height	Depth	Width	Number ① ② ③ ④ ⑤	HPL		Wood	
				A	B	A	B
HPL — 5H							
69"(1753mm)	19"(483mm)	15.5"(394mm)	X5ZF-6919- ■ ■ ■ SSS L ■ ■	\$3322.00	\$3729.21		
	24"(610mm)		X5ZF-6924- ■ ■ ■ SSS L ■ ■	3490.62	3911.31		
HPL — 6H							
81.625"(2073mm)	19"(483mm)	15.5"(394mm)	X5ZF-8119- ■ ■ ■ SSS L ■ ■	\$4035.59	\$4556.96		
	24"(610mm)		X5ZF-8124- ■ ■ ■ SSS L ■ ■	4204.21	4739.06		
Wood — 5H							
69"(1753mm)	19"(483mm)	15.5"(394mm)	X4ZF-6919- ■ ■ ■ SSS W ■ ■			\$5499.75	\$6125.31
	24"(610mm)		X4ZF-6924- ■ ■ ■ SSS W ■ ■			5668.37	6314.27
Wood — 6H							
81.625"(2073mm)	19"(483mm)	15.5"(394mm)	X4ZF-8119- ■ ■ ■ SSS W ■ ■			\$ 6213.34	\$7010.96
	24"(610mm)		X4ZF-8124- ■ ■ ■ SSS W ■ ■			6381.96	7199.92

Wardrobe

5H and 6H



5H
X4Y5-WR
X6Y5-LR



6H
X4Y6-WR
X6Y6-LR
(Right-hand shown)
Class RA

Features

- Includes wardrobe cabinet with chrome coat rod with two hooks; inset back and glides.
- Handed left (L) or right (R) by door hinge orientation.
- Case and door front finished.
- Inset backs are finished for laminate surfaces, but left unfinished when constructed with wood.
- Door pull options:
 - Bar pulls available in powdercoat finishes.
 - Wing pulls available in powdercoat finishes.
 - Linear pulls are available in both powdercoat and satin nickel. Satin nickel will need to be specified.
 - Classic pulls are available in brushed nickel finish only. Finish code not required.
 - Touch latch option indicates a door equipped with a touch latch.
- Fixed upper shelf included with 6H unit.
- Optional lock available; lock plug available in black or chrome.
- For lock options, refer to Lock Program section of the Accessories Price List.
- Glides provide 1"(25mm) adjustment range.
- Shipped assembled.

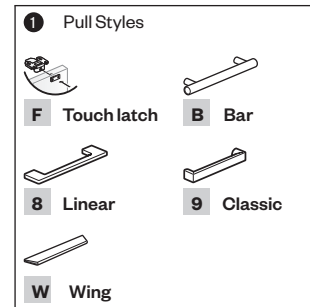
Specification Tips

- Wood units are not designed for applications where the back of unit is visible.
- Separately specify:
 - Fixed Wardrobe Shelf Accessory
- 12"(305mm) wardrobe must be attached to wall.
- Includes one set of predrilled holes 15"(381mm)H from interior bottom panel that allow for the Fixed Wardrobe Shelf Accessory.

To Order, Specify:

- 1) Product number, including:
 - 1 Door Pull Option*:**
 - F** Touch latch
 - B** Bar (add **\$90.95** list)
 - 8** Linear
 - 9** Classic (add **\$32.10** list)
 - W** Wing (add **\$90.95** list)
 - 2 Lock Option:**
 - N** No Lock
 - L** Lock (add **\$189.93** list)
 - 3 Door Hinge Orientation:**
 - L** Left-hand
 - R** Right-hand
 - 4 Toe Kick Option:**
 - N** No Toe Kick
 - Y** Toe Kick (add **\$269.64** list)
- 2) Finish code (laminate or wood).
- 3) Laminate edge trim color (if laminate specified).
- 4) Trim color for painted pull (if specified).
- 5) Trim color for lock (if specified).

*Price per pull.



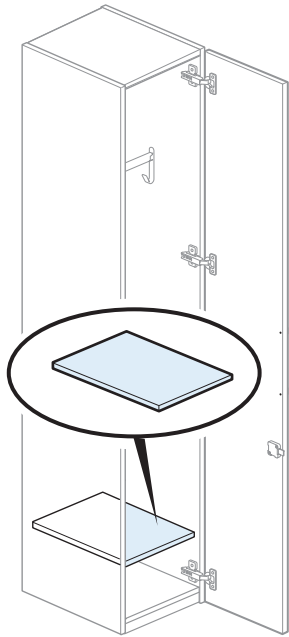
Wardrobe

5H and 6H

Height	Depth	Nominal Width	Actual Width	Number	① ② ③ ④				HPL		Wood	
					A	B	A	B				
HPL — 5H												
69"(1753mm)	19"(483mm)	12"(305mm)	12"(305mm)	X5Y5-1912-	SS	L	■	■	\$ 1242.97	\$ 1316.73		
		16"(406mm)	15.5"(394mm)	X5Y5-1916-	SS	L	■	■	1402.26	1537.48		
		19"(483mm)	18.6"(472mm)	X5Y5-1919-	SS	L	■	■	3190.52	3264.28		
	24"(610mm)	12"(305mm)	12"(305mm)	X5Y5-2412-	SS	L	■	■	2017.19	2090.95		
		16"(406mm)	15.5"(394mm)	X5Y5-2416-	SS	L	■	■	2497.48	2632.70		
		19"(483mm)	18.6"(472mm)	X5Y5-2419-	SS	L	■	■	4285.74	4359.50		
HPL — 6H												
81.625"(2073mm)	19"(483mm)	12"(305mm)	12"(305mm)	X5Y6-1912-	SS	L	■	■	\$ 2061.27	\$ 2135.03		
		16"(406mm)	15.5"(394mm)	X5Y6-1916-	SS	L	■	■	2220.56	2355.78		
		19"(483mm)	18.6"(472mm)	X5Y6-1919-	SS	L	■	■	4008.82	4082.58		
	24"(610mm)	12"(305mm)	12"(305mm)	X5Y6-2412-	SS	L	■	■	2835.49	2909.25		
		16"(406mm)	15.5"(394mm)	X5Y6-2416-	SS	L	■	■	3315.78	3451.00		
		19"(483mm)	18.6"(472mm)	X5Y6-2419-	SS	L	■	■	5104.04	5177.80		
Wood — 5H												
69"(1753mm)	19"(483mm)	12"(305mm)	12"(305mm)	X4Y5-1912-	SS	W	■	■			\$ 3331.71	\$ 3843.24
		16"(406mm)	15.5"(394mm)	X4Y5-1916-	SS	W	■	■			3010.71	3522.24
		19"(483mm)	18.6"(472mm)	X4Y5-1919-	SS	W	■	■			5296.38	5837.91
	24"(610mm)	12"(305mm)	12"(305mm)	X4Y5-2412-	SS	W	■	■			4290.04	4952.05
		16"(406mm)	15.5"(394mm)	X4Y5-2416-	SS	W	■	■			4290.04	4952.05
		19"(483mm)	18.6"(472mm)	X4Y5-2419-	SS	W	■	■			6575.71	7267.72
Wood — 6H												
81.625"(2073mm)	19"(483mm)	12"(305mm)	12"(305mm)	X4Y6-1912-	SS	W	■	■			\$ 4278.45	\$ 4912.01
		16"(406mm)	15.5"(394mm)	X4Y6-1916-	SS	W	■	■			3957.45	4591.01
		19"(483mm)	18.6"(472mm)	X4Y6-1919-	SS	W	■	■			6243.12	6906.68
	24"(610mm)	12"(305mm)	12"(305mm)	X4Y6-2412-	SS	W	■	■			5236.78	6020.82
		16"(406mm)	15.5"(394mm)	X4Y6-2416-	SS	W	■	■			5236.78	6020.82
		19"(483mm)	18.6"(472mm)	X4Y6-2419-	SS	W	■	■			7522.45	8336.49

Wardrobe

Fixed Boot Shelf



XLAS
XXAS
Class RA

Features

- Includes one fixed shelf and attachment hardware (4 shelf pins).
- Available in both high pressure laminate (HPL) and wood.

Specification Tip

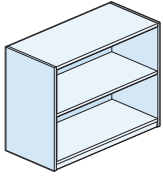
- For use in wardrobe sections of Wardrobes, Personal Storage Towers, and Wardrobe with Open Shelving or Closed Storage unit.

To Order, Specify:

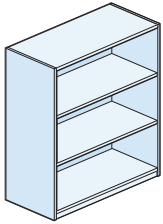
- 1) Product number.
- 2) Finish code (laminate or wood).
- 3) Laminate edge trim color (if laminate, paint or wood specified).

Depth	Width	Number	HPL		Wood	
			A	B	A	B
HPL						
19"(483mm)	12"(305mm)	XLAS-1912-N	\$176.22	\$ 192.27		
	16"(406mm)	XLAS-1916-N	180.14	201.62		
	19"(483mm)	XLAS-1919-N	183.61	209.89		
	30"(762mm)	XLAS-1930-N	179.97	201.21		
	36"(914mm)	XLAS-1936-N	183.32	209.19		
24"(610mm)	8"(203mm)	XLAS-2408-N	175.64	190.87		
	12"(305mm)	XLAS-2412-N	179.62	200.38		
	16"(406mm)	XLAS-2416-N	184.69	212.48		
	19"(483mm)	XLAS-2419-N	189.17	223.18		
	30"(762mm)	XLAS-2430-N	184.47	211.94		
	36"(914mm)	XLAS-2436-N	188.80	222.28		
Wood						
19"(483mm)	12"(305mm)	XXAS-1912-N			\$352.69	\$ 383.94
	16"(406mm)	XXAS-1916-N			358.39	400.23
	19"(483mm)	XXAS-1919-N			363.44	414.64
	30"(762mm)	XXAS-1930-N			358.14	399.51
	36"(914mm)	XXAS-1936-N			363.01	413.42
24"(610mm)	8"(203mm)	XXAS-2408-N			351.84	381.50
	12"(305mm)	XXAS-2412-N			357.64	398.07
	16"(406mm)	XXAS-2416-N			365.01	419.15
	19"(483mm)	XXAS-2419-N			371.54	437.78
	30"(762mm)	XXAS-2430-N			364.68	418.21
	36"(914mm)	XXAS-2436-N			370.99	436.20

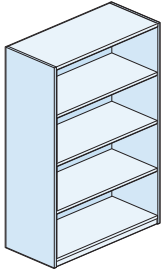
Bookcase



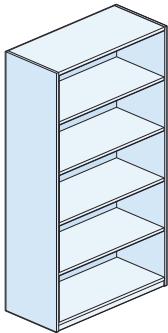
2H
ULB2-S
UXB2-S



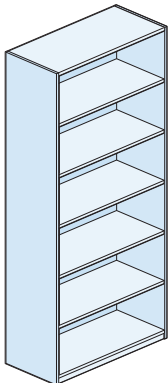
3H
ULB3-S
UXB3-S



4H
ULB4-S
UXB4-S



5H
ULB5-S
UXB5-S



6H
ULB6-S
UXB6-S
Class RA

Features

- Includes bookcase with glides and finished top and shelves; finished inset top, inset back and inset toe kick.
 - 2H includes one adjustable shelf.
 - 3H includes two adjustable shelves.
 - 4H includes two adjustable shelves and one fixed shelf.
 - 5H includes three adjustable shelves and one fixed shelf.
 - 6H includes four adjustable shelves and one fixed shelf.
- Inset backs are finished for laminate surfaces, but left unfinished when constructed with wood.
- Adjustable .75"(19mm) thick shelf has ±1.25"(32mm) adjustment range.
- .75"(19mm) thick fixed shelf in the second position from the bottom.
- Glides provide 1"(25mm) adjustment range.
- Shipped assembled.

Specification Tip

- Wood units are not designed for applications where the back of unit is visible.

To Order, Specify:

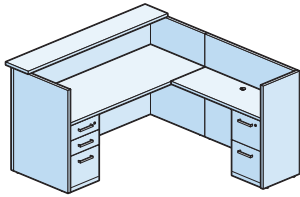
- 1) Product number.
- 2) Finish code (laminate or wood).
- 3) Laminate edge trim color (if laminate, paint or wood specified).

Bookcase

Height	Depth	Width	Number	HPL		Wood	
				A	B	A	B
HPL — Letter Depth — 2H							
28"(711mm)	14"(356mm)	30"(762mm)	ULB2-1430-S	\$ 1612.30	\$ 1702.12		
		36"(914mm)	ULB2-1436-S	1688.76	1778.58		
HPL — Letter Depth — 3H							
41.625"(1057mm)	14"(356mm)	30"(762mm)	ULB3-1430-S	\$ 1872.36	\$ 1962.18		
		36"(914mm)	ULB3-1436-S	1978.99	2068.81		
HPL — Letter Depth — 4H							
55.3125"(1405mm)	14"(356mm)	30"(762mm)	ULB4-1430-S	\$2065.08	\$ 2154.90		
		36"(914mm)	ULB4-1436-S	2200.11	2289.93		
HPL — Letter Depth — 5H							
69"(1753mm)	14"(356mm)	30"(762mm)	ULB5-1430-S	\$2330.74	\$2420.56		
		36"(914mm)	ULB5-1436-S	2494.18	2584.00		
HPL — Letter Depth — 6H							
81.625"(2073mm)	14"(356mm)	30"(762mm)	ULB6-1430-S	\$ 2614.25	\$2704.07		
		36"(914mm)	ULB6-1436-S	2807.85	2897.67		
HPL — Legal Depth — 2H							
28"(711mm)	16.5"(419mm)	30"(762mm)	ULB2-1730-S	\$ 1698.39	\$ 1788.21		
		36"(914mm)	ULB2-1736-S	1774.85	1864.67		
HPL — Legal Depth — 3H							
41.625"(1057mm)	16.5"(419mm)	30"(762mm)	ULB3-1730-S	\$ 1988.62	\$2078.44		
		36"(914mm)	ULB3-1736-S	2095.25	2185.07		
HPL — Legal Depth — 4H							
55.3125"(1405mm)	16.5"(419mm)	30"(762mm)	ULB4-1730-S	\$2209.74	\$2299.56		
		36"(914mm)	ULB4-1736-S	2344.77	2434.59		
HPL — Legal Depth — 5H							
69"(1753mm)	16.5"(419mm)	30"(762mm)	ULB5-1730-S	\$2503.81	\$2593.63		
		36"(914mm)	ULB5-1736-S	2667.25	2757.07		
HPL — Legal Depth — 6H							
81.625"(2073mm)	16.5"(419mm)	30"(762mm)	ULB6-1730-S	\$ 2817.48	\$2907.30		
		36"(914mm)	ULB6-1736-S	3011.08	3100.90		
Wood — Letter Depth — 2H							
28"(711mm)	14"(356mm)	30"(762mm)	UXB2-1430-S			\$ 2527.70	\$ 2824.84
		36"(914mm)	UXB2-1436-S			2737.91	3039.58
Wood — Letter Depth — 3H							
41.625"(1057mm)	14"(356mm)	30"(762mm)	UXB3-1430-S			\$ 3197.12	\$3494.26
		36"(914mm)	UXB3-1436-S			3437.50	3739.17
Wood — Letter Depth — 4H							
55.3125"(1405mm)	14"(356mm)	30"(762mm)	UXB4-1430-S			\$4069.84	\$4366.98
		36"(914mm)	UXB4-1436-S			4338.62	4640.29
Wood — Letter Depth — 5H							
69"(1753mm)	14"(356mm)	30"(762mm)	UXB5-1430-S			\$4638.39	\$4935.53
		36"(914mm)	UXB5-1436-S			4935.58	5237.25
Wood — Letter Depth — 6H							
81.625"(2073mm)	14"(356mm)	30"(762mm)	UXB6-1430-S			\$ 5329.19	\$ 5626.33
		36"(914mm)	UXB6-1436-S			5656.54	5958.21
Wood — Legal Depth — 2H							
28"(711mm)	16.5"(419mm)	30"(762mm)	UXB2-1730-S			\$ 2641.61	\$2943.28
		36"(914mm)	UXB2-1736-S			2851.82	3158.02
Wood — Legal Depth — 3H							
41.625"(1057mm)	16.5"(419mm)	30"(762mm)	UXB3-1730-S			\$ 3341.20	\$3642.87
		36"(914mm)	UXB3-1736-S			3581.58	3887.78
Wood — Legal Depth — 4H							
55.3125"(1405mm)	16.5"(419mm)	30"(762mm)	UXB4-1730-S			\$4242.32	\$4543.99
		36"(914mm)	UXB4-1736-S			4511.10	4817.30
Wood — Legal Depth — 5H							
69"(1753mm)	16.5"(419mm)	30"(762mm)	UXB5-1730-S			\$4839.28	\$ 5140.95
		36"(914mm)	UXB5-1736-S			5136.47	5442.67
Wood — Legal Depth — 6H							
81.625"(2073mm)	16.5"(419mm)	30"(762mm)	UXB6-1730-S			\$5560.24	\$ 5861.91
		36"(914mm)	UXB6-1736-S			5887.59	6193.79

Reception Station

L-Shaped



XPLR-RB
(Right-hand shown)
Class RA

Features

- Includes gallery enclosure with transaction shelf, two worksurfaces, two pedestals, one grommet and attachment hardware.
- Available in wood finish only.
- 1.18"(30mm) thick Wood worksurface with a choice of profiled edge (Square or Bevel) applied to user edge only.
- Double-cut veneers available with Square 3mm Radius edge only.
- Transaction shelf depth is 12"(305mm).
- Transaction shelf is 1.5"(38mm) thick with profiled edge both user and visitor sides.
- Pedestals are 15.5"(394mm)W.
- Box drawers with one black drawer divider per drawer and one black pencil tray per pedestal.
- File drawer with integrated file hanging system:
 - Letter size front-to-back filing
 - Legal size side-to-side filing
- Box and file drawers with full extension slides.
- Drawer pull options:
 - Bar pulls available in powdercoat finish.
 - Linear pulls available in both powdercoat finish and satin nickel. Satin nickel finish only.
 - Classic pulls are available in brushed nickel finish only. Finish code not required.
- One lock standard for each pedestal.
- Lock plug is available in black or chrome.
- For lock options, refer to Lock Program section of the Accessories Price List.
- Standard with 2"(51mm) grommet oriented to connection end of return; option of black or satin chrome finish.
- Glides provide 2"(51mm) adjustment range.
- Reception shell shipped unassembled, pedestals shipped assembled ready for field installation.

Specification Tips

- Handed design (left or right) based on orientation of return when seated at main worksurface.
- Accommodates separately specified center drawer.
- Specified edge profile is applied to both worksurface and countertop.
- Accommodates separately specified 12.5"(318mm)H KUAF Stretch and Pull Tackboards.

To Order, Specify:

1) Product number, including:

1 Edge Option:

Wood:

- 1 Square
- 5 Bevel (add \$392.10 list)

2 Storage Option:

- 56 One Box/Box/File and One File/File Black Miterfold
- ST One Box/Box/File and One File/File Wood (add \$330.05 list)

3 Orientation:

- L Left-hand
- R Right-hand

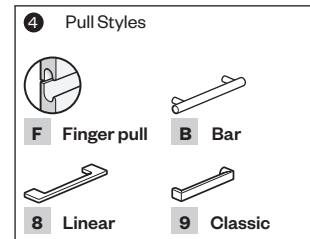
4 Pull Option:

- F Finger pull (wood only) (add \$171.20 list)
- B Bar (add \$90.95 list)
- 8 Linear
- 9 Classic (add \$32.10 list)

2) Finish code for lower components (paint or wood).

3) Trim color for painted pull (if specified).

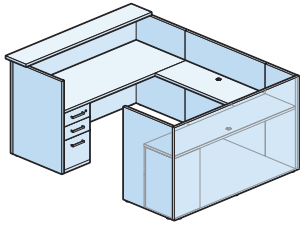
4) Trim color for locks and grommet (required).



Height	Depth	Width	Number	Wood					
				1	2	3	4		
44.1875"(1122mm)	82.375"(2092mm)	74.25"(1886mm)	Enclosure	XZLR-8272-	SS	Y		\$12288.86	\$13756.15
	29.125"(740mm)	72"(1829mm)	Desk						
	18.125"(460mm)	48"(1219mm)	Return						

Reception Station

U-Shaped



XZUR-RB
(Right-hand shown)
Class RA

Features

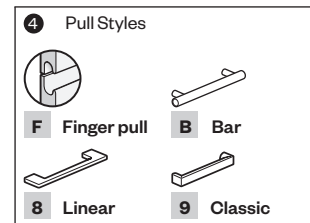
- Includes gallery enclosure with transaction shelf, three worksurfaces, two pedestals, two grommets and attachment hardware.
- Available in wood finish only.
- 1.18"(30mm) thick Wood worksurface with a choice of profiled edge (Square or Bevel) applied to user edge only.
- Double-cut veneers available with Square 3mm Radius edge only.
- Transaction shelf depth is 12"(305mm).
- Transaction shelf is 1.5"(38mm) thick with profiled edge both user and visitor sides.
- Pedestals are 15.5"(394mm)W.
- Box drawers with one black drawer divider per drawer and one black pencil tray per pedestal.
- File drawer with integrated file hanging system:
 - Letter size front-to-back filing
 - Legal size side-to-side filing
- Box and file drawers with full extension slides.
- Drawer pull options:
 - Bar pulls available in powdercoat finish.
 - Linear pulls available in both powdercoat finish and satin nickel.
 - Classic pulls are available in brushed nickel finish only. Finish code not required.
- One lock standard for each pedestal.
- Lock plug is available in black or chrome.
- For lock options, refer to Lock Program section of the Accessories Price List.
- Standard with 2"(51mm) grommet oriented to connection end of return; option of black or satin chrome finish.
- Glides provide 2"(51mm) adjustment range.
- Reception shell shipped unassembled, pedestals shipped assembled ready for field installation.

Specification Tips

- Handed design (left or right) based on orientation of return when seated at main worksurface.
- Accommodates separately specified center drawer.
- Specified edge profile is applied to both worksurface and countertop.
- Accommodates separately specified 12.5"(318mm)H KUAF Stretch and Pull Tackboards.

To Order, Specify:


- Product number, including:
 - Edge Option:**
Wood:
 - 1** Square
 - 5** Bevel (add **\$523.52** list)
 - Storage Option:**
 - 56** One Box/Box/File and One File/File Black Miterfold
 - ST** One Box/Box/File and One File/File Wood (add **\$330.05** list)
 - Orientation:**
 - L** Left-hand
 - R** Right-hand
 - Pull Option:**
 - F** Finger pull (wood only) (add **\$171.20** list)
 - B** Bar (add **\$90.95** list)
 - 8** Linear
 - 9** Classic (add **\$32.10** list)
- Finish code for lower components (wood).
- Laminate worksurface color (if option specified).
- Laminate edge trim for worksurface (if option specified).
- Trim color for painted pull (if specified).
- Trim color for locks and grommet (required).



Height	Depth	Width	Number	Wood		
				A	B	
44.1875"(1122mm)	100.5"(2553mm)	74.25"(1886mm)	Enclosure	XZUR-A172- SS Y	\$13959.22	\$15426.51
	29.125"(740mm)	72"(1829mm)	Desk			
	18.125"(460mm)	48"(1219mm)	Return			
	18.125"(460mm)	72"(1829mm)	Credenza			

Table

Round



XZAM-IS
Class RA

Features

- Includes round top and 27"(686mm) disc base.
- 30"(762mm) and 36"(914mm) includes 21"(533mm) disc base.
- 42"(1067mm) and 48"(1219mm) includes 27"(686mm) disc base.
- Fixed height base: 29.25"(743mm).
- 1.18"(30mm) thick high-pressure laminate (HPL) worksurface with edgeband.
- 1.18"(30mm) thick Wood worksurface with a choice of profiled edge (Square or Bevel). **Double-cut veneers available with Square 3mm edge only.**

To Order, Specify:

1) Product number, including:

1 Edge Option:

Wood:

1 Square

5 Bevel (add **\$313.03** list)

2) Finish code (laminate or wood).

3) Laminate edge trim color (if laminate specified).

4) Trim code for disc base.

Note: \$25.98 upcharge (list) for metallic or accent trim colors.

Height	Depth	Number ①	HPL		Wood	
			A	B	A	B
HPL						
29.25"(743mm)	30"(762mm)	XLAM-3000-JS	\$ 2277.48	\$2375.09		
	36"(914mm)	XLAM-3600-JS	2501.85	2595.06		
	42"(1067mm)	XLAM-4200-JS	2765.84	2853.85		
	48"(1219mm)	XLAM-4800-JS	3069.45	3151.46		
Wood						
29.25"(743mm)	30"(762mm)	XZAM-3000-■S			\$2440.10	\$2602.43
	36"(914mm)	XZAM-3600-■S			2762.02	2942.94
	42"(1067mm)	XZAM-4200-■S			3135.32	3337.83
	48"(1219mm)	XZAM-4800-■S			3560.00	3787.10

Masters Series Resources

Surfaces Materials

Index

Warranty

Surface Materials

Wood Finish/Color Legend





Because of the natural properties of wood, variations of grain and finish color can be expected. Haworth carefully selects materials used in the manufacturing of products to ensure consistent and acceptable color.

Wood is susceptible to color change from exposure to UV rays. Haworth controls this by using surface finishes to reduce color change. However, change may be more evident in light-colored finishes.

All Haworth Wood Casegoods receive the Haworth EcoShield™ water-based, UV cured finish, except for Suite which receives a hand-applied, water-based finish.

EcoShield and hand-applied, water-based finished products are not designed to go together and are not recommended for use within the same space.

Masters Series has a water-based, UV cured EcoShield finish.

Wood Group	Veneer Type	Variety	Cutting Technique	Surface	Matching Technique	Grain Direction Drawer/Door Front	Finish Name/ Color	Specification Number
	Double Cut	Obeche	Double Cut	Open Pore	N/A Slip Match	Vertical	Applegate	2P-RL
							Dune	WE-RD
							Ebony	WJ-RE
							Echo	2N-RL
							Harbor	W3-HR
							Melba	WE-RT
	Pebble	W4-PB						
	Natural Double Cut	Walnut	Double Cut	Open Pore	N/A Slip Match	Vertical	Auburn on Walnut*	CQ-HKL
							Clove on Walnut*	CQ-HBF
Walnut Grove*							CQ-WG	
	Natural	Cherry	Plain Sliced	Semi-Open Pore	Book Rotate on Tops Slip Match All Other Surfaces	Vertical	Amber on Cherry	VC-CA1
							American on Cherry	VC-W23
							Bourbon on Cherry	VC-CPK
							Burgundy on Cherry	VC-HKF
							Caramel Cherry	VC-W33
							Heritage Cherry	VC-W30
							Pacific Cherry	VC-W32
	Toffee on Cherry	VC-HKA						
	Natural	Maple	Plain Sliced	Semi-Open Pore	Book Rotate on Tops Slip Match All Other Surfaces	Vertical	Light Maple	VP-LM
							Natural Maple	VP-N
	Natural	Walnut	Plain Sliced	Open Pore	Book Rotate on Tops Slip Match All Other Surfaces	Vertical	Colombian on Walnut	VR-HKG
							Espresso on Walnut	VR-W15
							Retro on Walnut	VR-W31
Natural	Oak	Plain Sliced	Semi-Open Pore	Book Rotate on Tops Slip Match All Other Surfaces	Vertical	Urban on Oak	VJ-HKC	
	Quarter Cut	Anegre	Quarter Cut	Semi-Open Pore	N/A Slip Match	Vertical	Espresso on QC Anegre	NP-W15
	Quarter Cut	Maple	Quarter Cut	Semi-Open Pore	N/A Slip Match	Vertical	Natural QC Maple	NM-N
	Quarter Cut	Walnut	Quarter Cut	Open Pore	N/A Slip Match	Vertical	Clear on QC Walnut	NW-W35
							Espresso on QC Walnut	NW-W15
	Rift Cut	White Oak	Rift Cut	Open Pore	N/A Slip Match	Vertical	Clear on Rift Cut White Oak	NR-W35
							Espresso on Rift Cut White Oak	NR-W15
							Mocha on Rift Cut White Oak	NR-W40
D	Figured	Anegre	Quarter Slice	Semi-Open Pore	Slip Match	Vertical	Golden on Figured Anegre	VU-W08

*Finger pull (F) and profiled edges available in Walnut Grove and Wood Group B and D only.

ALERT: These materials are current, however they are being considered for future obsolescence due to low volume.

Wood

- VJ-W42 Brindle
- 2R-RL Butternut
- NW-W15 Espresso
- NP-W08 Golden
- NP-W07 Light
- NX-U Medium
- VR-W12 Naturally Walnut
- WC-RW Wenge
- VU-W07 Light Figured Anegre

Surface Materials

Finish Color Legend

HPL

Grade A

Solid Color

H-34	Beige
H-AK	Chalk
H-8J	Charcoal
H-3J	Graphite
H-62	Gray Tone
H-WL	Linen
H-3P	Platinum
H-AA	Putty
H-3E	Smoke

Patterned

H-P1	Linen Casual
H-P2	Linen Classic
H-P3	Linen Crisp
H-P4	Linen Flax

Wood Grain

H-B06	Brazilwood
H-E79	Colombian Walnut
H-AE	Maple
H-DYP	New Age Oak
H-E15	River Cherry
H-C09	Williamsburg Cherry

Grade B

Premium Wood Grain

H-C8	Blonde Modern Cherry
H-D1	Daintree
H-KP	Field Elm
H-KN	Grey Elm
H-KM	Landmark Wood
H-D2	Mocha Modern Cherry
H-KL	Neo Walnut
H-KR	Phantom Ecru
H-LS	Phantom Pearl
H-C9	Spiced Modern Cherry

Edgeband

Solid Color

HP-34	Beige
HP-AK	Chalk
HP-8J	Charcoal
HP-3J	Graphite
HP-62	Gray Tone
HP-WL	Linen
HP-3P	Platinum
HP-AA	Putty
HP-3E	Smoke

Patterned

HP-P1	Linen Casual
HP-P2	Linen Classic
HP-P3	Linen Crisp
HP-P4	Linen Flax

Wood Grain

HP-C8	Blonde Modern Cherry
HP-B06	Brazilwood
HP-E79	Colombian Walnut
HP-D1	Daintree
HP-KP	Field Elm
HP-KN	Grey Elm
HP-KM	Landmark Wood
HP-AE	Maple
HP-D2	Mocha Modern Cherry
HP-KL	Neo Walnut
HP-DYP	New Age Oak
HP-KR	Phantom Ecru
HP-LS	Phantom Pearl
HP-E15	River Cherry
HP-C9	Spiced Modern Cherry
HP-C09	Williamsburg Cherry

Trim

Grade A

Paint

LN-F	Black**
TR-R	Beige
TR-AK	Chalk
TR-K	Charcoal
TR-C1	Cocoa
TR-J	Graphite
TR-G	Gray Tone
TR-AA	Putty
TR-E	Smoke
TR-PLS	Smooth Plaster
TR-FM	Snow

Smooth

LN-F	Black**
------	---------

Textured

TR-TG	Grout
TR-TF	Pitch
TR-TW	Plaster

Grade B

Smooth

TR-1G	Blue Jay
TR-1R	Brownstone
TR-CTS	Chartreuse
TR-1N	Night
TR-1Q	Park
TR-RR	Rusty Red
TR-1M	Sable
TR-1J	Sky Blue

Smooth Metallic

TR-MC	Champagne
TR-DM	Dark Bronze
TR-LE	Silver

Textured Metallic

TR-AR	Argent
TR-HE	Hellenic

Glass

Grade A

1G-1C	Clear Tempered
-------	----------------

Grade C

1G-E21	Satin Etch Tempered
--------	---------------------

Grade H

3G-BL7	Black Back-painted Low Iron Tempered
3G-BL6	White Back - Painted Low Iron Tempered

Lock Plugs

LR-BL	Black
LR-BP	Chrome

Pulls

TR-NP	Satin Nickel
-------	--------------

*Finger pull (F) and profiled edges available in Walnut Grove and Wood Group B only.

ALERT: These materials are current, however they are being considered for future obsolescence due to low volume.

<h4>HPL</h4> <table border="0"> <tr><td>H-AM</td><td>Amber Cherry</td></tr> <tr><td>H-AD</td><td>Medium Cherry</td></tr> </table>	H-AM	Amber Cherry	H-AD	Medium Cherry	<h4>Trim</h4> <table border="0"> <tr><td>TR-1E</td><td>Accent Orange</td></tr> <tr><td>TR-1F</td><td>Accent Red</td></tr> <tr><td>TR-CTS</td><td>Chartreuse</td></tr> <tr><td>TR-1H</td><td>Terra</td></tr> <tr><td>TR-1K</td><td>Wren</td></tr> </table>	TR-1E	Accent Orange	TR-1F	Accent Red	TR-CTS	Chartreuse	TR-1H	Terra	TR-1K	Wren
H-AM	Amber Cherry														
H-AD	Medium Cherry														
TR-1E	Accent Orange														
TR-1F	Accent Red														
TR-CTS	Chartreuse														
TR-1H	Terra														
TR-1K	Wren														

Forestry Stewardship Council (FSC) Statement:

In our continuing support of sustainable forestry and responsible purchasing, Haworth North America is offering FSC certified wood products at no up-charge. By providing FSC certified material, Haworth is supporting our client's green building goals and demonstrating our collective commitment to source materials more sustainably. Haworth will provide to you the necessary FSC-certified paperwork with your shipment. For more information, FAQs, and a complete FSC product list (including product exceptions), go to the Library and search FSC.

Surface Materials

Fabrics/Color Legend

Vertical Fabrics

- Grade A**
 (6X) Chevron
 (35) Etch
 (L6) Highlands
 (C1) Striae
 (PY) Tailored
- Grade B**
 (33) Camp
 (L5) Classic
 (34) Fields
 (3JV) Hobson
 (6) Hue
 (32) Peca
 (PV) Ritz
 (WS) Shimmer
- Grade C**
 (SW) Sisal
 (45) Thorma
- Grade D**
 (6KV) Dots
 (3SV) Scapes

Seating Fabrics

- Grade A**
 (4H) Blanket
 (3J) Hobson
 (4J) Morse
 (2A) Pixel
 (3L) Novelty
 (3A) Tellure
 (XJ) Wellington
- Grade B**
 (4N) Diagonale
 (4Z) Element
 (4E) English Tweed
 (S6) Floyd by Kvadrat
 (S4) Kaleidoscope
 (SN) Pemberton
 (4V) Ramie
 (S8) Reflect by Kvadrat
 (MV) Tech
- Grade C**
 (6K) Dots
 (67) King II
 (68) Maya II
 (4T) Oceanic
 (3S) Scapes
- Grade D**
 (LN) Atlas by Kvadrat
 (4D) Big Arrow
 (1K) Big Diagonale
 (NV) Clara 2 by Kvadrat
 (JB) Ootswold
 (66) Class II
 (6M) Main Line Flax
 (S7) Melange Nap by Kvadrat
 (RP) Recheck by Kvadrat
- Grade E**
 (XG) Brisa
 (SY) Steelcut Trio 3 by Kvadrat
- Grade F**
 (SV) Divina Melange 3 by Kvadrat
 (SZ) Hallingdale 65 by Kvadrat

* For most current finish and fabric availability please reference surfaces.haworth.com.

ALERT: These materials are current, however they are being considered for future obsolescence due to low volume.

Fabrics

(PH) Birds Nest
 (1X) Gauge
 (MM) Twist

Haworth+

For information on the Haworth+ alliance program, including images and product availability, please refer to: [Haworth.com](https://www.haworth.com) > Surface Collection > Haworth+ Library

Customer's Own Material (COM)

For general Customer's Own Material (COM) information including processes and forms, please refer to: [Haworth.com](https://www.haworth.com) > Surface Collection > Resources > COM
 For information on approved COM's, please refer to: [Haworth.com](https://www.haworth.com) > Surface Collection > COM Library

COM Yardage Requirements

Masters Series Tackboard Fabric Usage

Nominal (Inches)		66"(1676mm) Roll (Linear Yards)			54"(1372mm) Roll (Linear Yards)		
Height	Width	Directional	Railroad	Non-directional	Directional	Railroad	Non-directional
Fabric Tackboards for Vertical Storage Units							
22"(559mm)	28"(711mm)	0.475	0.713		0.475	0.713	
	30"(762mm)	0.509	0.764		0.509	0.764	
	36"(914mm)	0.611	0.917		0.611	0.917	
	42"(1067mm)	0.713	1.069		0.713	1.069	
	48"(1219mm)	0.815	1.222		0.815	1.222	
	51"(1295mm)	0.866	1.299		0.866	1.299	
	57"(1448mm)	0.968	1.452		N/A	N/A	
	63"(1600mm)	1.069	1.604		N/A	N/A	
	69"(1753mm)	1.171	1.757		N/A	N/A	
	75"(1905mm)	1.273	1.910		N/A	N/A	
	81"(2057mm)	1.375	2.063		N/A	N/A	
	87"(2210mm)	1.477	2.215		N/A	N/A	
	93"(2362mm)	1.579	2.368		N/A	N/A	
Fabric Tackboards with Slat Rail for Vertical Storage Units							
22"(559mm)	28"(711mm)	0.302	0.454		0.302	0.454	
	30"(762mm)	0.324	0.486		0.324	0.486	
	36"(914mm)	0.389	0.583		0.389	0.583	
	42"(1067mm)	0.454	0.681		0.454	0.681	
	48"(1219mm)	0.519	0.778		0.519	0.778	
	51"(1295mm)	0.551	0.826		0.551	0.826	
	57"(1448mm)	0.616	0.924		N/A	N/A	
	63"(1600mm)	0.681	1.021		N/A	N/A	
	69"(1753mm)	0.745	1.118		N/A	N/A	
	75"(1905mm)	0.810	1.215		N/A	N/A	
	81"(2057mm)	0.875	1.313		N/A	N/A	
	87"(2210mm)	0.940	1.410		N/A	N/A	
	93"(2362mm)	1.005	1.507		N/A	N/A	
Fabric Tackboards for Overhead Storage Units							
24"(610mm)	30"(762mm)	0.556	0.833		0.556	0.833	
	31"(787mm)	0.574	0.861		0.574	0.861	
	36"(914mm)	0.667	1.000		0.667	1.000	
	37"(940mm)	0.685	1.028		0.685	1.028	
	42"(1067mm)	0.778	1.167		0.778	1.167	
	48"(1219mm)	0.889	1.333		0.889	1.333	
	54"(1372mm)	1.000	1.500		N/A	N/A	
	60"(1524mm)	1.110	1.667		N/A	N/A	
	66"(1676mm)	1.222	1.833		N/A	N/A	
	72"(1829mm)	1.333	2.000		N/A	N/A	
	78"(1981mm)	1.444	2.167		N/A	N/A	
	84"(2134mm)	1.556	2.333		N/A	N/A	
	90"(2286mm)	1.667	2.500		N/A	N/A	
	96"(2438mm)	1.778	2.667		N/A	N/A	

COM Yardage Requirements

Masters Series Tackboard Fabric Usage

Nominal (Inches)		66"(1676mm) Roll (Linear Yards)			54"(1372mm) Roll (Linear Yards)		
Height	Width	Directional	Railroad	Non-directional	Directional	Railroad	Non-directional
Fabric Tackboards with Slat Rail for Overhead Storage Units							
24"(610mm)	30"(762mm)	0.370	0.556		0.370	0.556	
	31"(787mm)	0.383	0.574		0.383	0.574	
	36"(914mm)	0.444	0.667		0.444	0.667	
	37"(940mm)	0.457	0.685		0.457	0.685	
	42"(1067mm)	0.519	0.778		0.519	0.778	
	48"(1219mm)	0.593	0.889		0.593	0.889	
	54"(1372mm)	0.667	1.000		N/A	N/A	
	60"(1524mm)	0.741	1.111		N/A	N/A	
	66"(1676mm)	0.815	1.222		N/A	N/A	
	72"(1829mm)	0.889	1.333		N/A	N/A	
	78"(1981mm)	0.963	1.444		N/A	N/A	
	84"(2134mm)	1.037	1.556		N/A	N/A	
	90"(2286mm)	1.111	1.667		N/A	N/A	
	96"(2438mm)	1.185	1.778		N/A	N/A	
Fabric Tackboards for Reception Stations							
12.5"(305mm)	72"(1829mm)	0.722	1.083		N/A	N/A	
	84"(2134mm)	0.843	1.264		N/A	N/A	

Index

Products are listed alphabetically in this index by alpha-numeric prefix/suffix codes.

Product Code	Product Description	Page
JPTA-6	Accessories — Pencil Tray	.118
JPTA-9	Accessories — Pencil Tray	.118
MTSV	Vertical Storage Unit — Tackboard — Fabric and Slat Rail	.140
MTSW	Wall Mount Tackboard — For Overhead Storage Units — Fabric and Slat Rail	.176
MTVD	Vertical Storage Unit — Tackboard — Fabric	.140
MTWD	Wall Mount Tackboard — For Overhead Storage Units — Fabric	.175
MZWK	Wall Mount Tile Kit	.189
UFXS	Modular Components — Adaptable Hinged Modesty Panel	.77
UGWT	Wall Mount Frameless Glass Tile	.192
ULB2-S	Bookcase	.220
ULB3-S	Bookcase	.220
ULB4-S	Bookcase	.220
ULB5-S	Bookcase	.220
ULB6-S	Bookcase	.220
ULLD-SN	Overhead Storage Unit — 1.5H Glass Sliding Door	.171
ULLD-SN	Overhead Storage Unit — 1H Glass Sliding Door	.169
ULLD-SN	Overhead Storage Unit — 2H Glass Sliding Door	.173
ULLL-SN	Overhead Storage Unit — 1.5H Glass Sliding Door	.171
ULLL-SN	Overhead Storage Unit — 1H Glass Sliding Door	.169
ULLL-SN	Overhead Storage Unit — 2H Glass Sliding Door	.173
ULMD-SL	Overhead Storage Unit — 1.5H Glass Hinged Doors	.165
ULMD-SL	Overhead Storage Unit — 1H Glass Hinged Doors	.163
ULMD-SL	Overhead Storage Unit — 2H Glass Hinged Doors	.167
ULMD-SN	Overhead Storage Unit — 1.5H Glass Hinged Doors	.165
ULMD-SN	Overhead Storage Unit — 1H Glass Hinged Doors	.163
ULMD-SN	Overhead Storage Unit — 1H Glass Hinged Doors	.163
ULMD-SN	Overhead Storage Unit — 1H Glass Hinged Doors	.163
ULMD-SN	Overhead Storage Unit — 1H Glass Hinged Doors	.163
ULMD-SN	Overhead Storage Unit — 2H Glass Hinged Doors	.167
ULMD-SN	Overhead Storage Unit — 2H Glass Hinged Doors	.167
ULMD-SN	Overhead Storage Unit — 2H Glass Hinged Doors	.167
ULMD-SN	Overhead Storage Unit — 2H Glass Hinged Doors	.167
ULMD-SN	Overhead Storage Unit — 2H Glass Hinged Doors	.167
ULML-SL	Overhead Storage Unit — 1.5H Glass Hinged Doors	.165
ULML-SL	Overhead Storage Unit — 1H Glass Hinged Doors	.163
ULML-SL	Overhead Storage Unit — 2H Glass Hinged Doors	.167
ULML-SN	Overhead Storage Unit — 1.5H Glass Hinged Doors	.165
ULML-SN	Overhead Storage Unit — 1H Glass Hinged Doors	.163
ULML-SN	Overhead Storage Unit — 1H Glass Hinged Doors	.163
ULML-SN	Overhead Storage Unit — 1H Glass Hinged Doors	.163
ULML-SN	Overhead Storage Unit — 2H Glass Hinged Doors	.167
ULML-SN	Overhead Storage Unit — 2H Glass Hinged Doors	.167
ULML-SN	Overhead Storage Unit — 2H Glass Hinged Doors	.167
ULML-SN	Overhead Storage Unit — 2H Glass Hinged Doors	.167
ULML-SN	Overhead Storage Unit — 2H Glass Hinged Doors	.167
ULND-SN	Overhead Storage Unit — 1H Open	.147
ULND-SN	Overhead Storage Unit — 2H Open	.149
ULNL-SN	Overhead Storage Unit — 1H Open	.147
ULNL-SN	Overhead Storage Unit — 2H Open	.149
ULOD-SL	Overhead Storage Unit — 1.5H Hinged Doors	.153
ULOD-SL	Overhead Storage Unit — 1H Hinged Doors	.151
ULOD-SL	Overhead Storage Unit — 2H Hinged Doors	.155
ULOD-SN	Overhead Storage Unit — 1.5H Hinged Doors	.153
ULOD-SN	Overhead Storage Unit — 1H Hinged Doors	.151
ULOD-SN	Overhead Storage Unit — 1H Hinged Doors	.151
ULOD-SN	Overhead Storage Unit — 1H Hinged Doors	.151

Index

Product Code	Product Description	Page
ULOD-SN	Overhead Storage Unit — 2H Hinged Doors	.155
ULOD-SN	Overhead Storage Unit — 2H Hinged Doors	.155
ULOD-SN	Overhead Storage Unit — 2H Hinged Doors	.155
ULOL-SL	Overhead Storage Unit — 1.5H Hinged Doors	.153
ULOL-SL	Overhead Storage Unit — 1H Hinged Doors	.151
ULOL-SL	Overhead Storage Unit — 2H Hinged Doors	.155
ULOL-SN	Overhead Storage Unit — 1.5H Hinged Doors	.153
ULOL-SN	Overhead Storage Unit — 1H Hinged Doors	.151
ULOL-SN	Overhead Storage Unit — 1H Hinged Doors	.151
ULOL-SN	Overhead Storage Unit — 1H Hinged Doors	.151
ULOL-SN	Overhead Storage Unit — 2H Hinged Doors	.155
ULOL-SN	Overhead Storage Unit — 2H Hinged Doors	.155
ULOL-SN	Overhead Storage Unit — 2H Hinged Doors	.155
ULRD-SN	Overhead Storage Unit — 1.5H Sliding Door	.159
ULRD-SN	Overhead Storage Unit — 1H Sliding Door	.157
ULRD-SN	Overhead Storage Unit — 2H Sliding Door	.161
ULRL-SN	Overhead Storage Unit — 1.5H Sliding Door	.159
ULRL-SN	Overhead Storage Unit — 1H Sliding Door	.157
ULRL-SN	Overhead Storage Unit — 2H Sliding Door	.161
ULSE	Modular Components — 2H End Panel	.91
ULSL	Modular Components — L-Support Panel	.92
ULSM-SNN	Modular Components — 2H Support Panel—Mid-Support Panel	.95
ULST-SNN	Modular Components — 2H Support Panel—T-Support Panel—Partial	.95
ULTT	Modesty for Telescoping Table Desk with Two Shrouds — For use with Telescoping Shroud Desk	.82
ULVL	Wall Mount L Shelf	.185
ULWL	Wall Mount Open Sided Shelf	.178
ULXF-SS	Modular Components — Full-Overlay Modesty Panel	.89
ULXH-SN2	Modular Components — Hinged Modesty Panel	.90
ULXM-SNN	Modular Components — 2H Support Panel—Mid-Support Panel	.95
ULXS	Modular Components — Adaptable Hinged Modesty Panel	.77
ULXT	Fixed Adaptable Modesty	.80
ULXT-SNN	Modular Components — 2H Support Panel—T-Support Panel—Partial	.95
UMAW	Cable Management — Cable Management Tray	.83
UMW8	Wall Mount Floating Metal Shelf	.188
UMWD	Wall Mount Floating Metal Shelf	.188
UMWL	Wall Mount Floating Metal Shelf	.188
UMWX	Wall Mount Floating Metal Shelf	.188
UXAG-0002	Accessories — Grommet	.119
UXAH	Accessories — File Bars	.118
UXB2-S	Bookcase	.220
UXB3-S	Bookcase	.220
UXB4-S	Bookcase	.220
UXB5-S	Bookcase	.220
UXB6-S	Bookcase	.220
UXCD	Accessories — Center Drawer	.118
UXLD-SN	Overhead Storage Unit — 1.5H Glass Sliding Door	.171
UXLD-SN	Overhead Storage Unit — 1H Glass Sliding Door	.169
UXLD-SN	Overhead Storage Unit — 2H Glass Sliding Door	.173
UXLL-SN	Overhead Storage Unit — 1.5H Glass Sliding Door	.171
UXLL-SN	Overhead Storage Unit — 1H Glass Sliding Door	.169
UXLL-SN	Overhead Storage Unit — 2H Glass Sliding Door	.173
UXMD-SL	Overhead Storage Unit — 1.5H Glass Hinged Doors	.165

Index

Product Code	Product Description	Page
UXMD-SL	Overhead Storage Unit — 1H Glass Hinged Doors	.163
UXMD-SL	Overhead Storage Unit — 2H Glass Hinged Doors	.167
UXMD-SN	Overhead Storage Unit — 1.5H Glass Hinged Doors	.165
UXMD-SN	Overhead Storage Unit — 1H Glass Hinged Doors	.163
UXMD-SN	Overhead Storage Unit — 1H Glass Hinged Doors	.163
UXMD-SN	Overhead Storage Unit — 1H Glass Hinged Doors	.163
UXMD-SN	Overhead Storage Unit — 2H Glass Hinged Doors	.167
UXMD-SN	Overhead Storage Unit — 2H Glass Hinged Doors	.167
UXMD-SN	Overhead Storage Unit — 2H Glass Hinged Doors	.167
UXML-SL	Overhead Storage Unit — 1.5H Glass Hinged Doors	.165
UXML-SL	Overhead Storage Unit — 1H Glass Hinged Doors	.163
UXML-SL	Overhead Storage Unit — 2H Glass Hinged Doors	.167
UXML-SN	Overhead Storage Unit — 1.5H Glass Hinged Doors	.165
UXML-SN	Overhead Storage Unit — 1H Glass Hinged Doors	.163
UXML-SN	Overhead Storage Unit — 1H Glass Hinged Doors	.163
UXML-SN	Overhead Storage Unit — 1H Glass Hinged Doors	.163
UXML-SN	Overhead Storage Unit — 2H Glass Hinged Doors	.167
UXML-SN	Overhead Storage Unit — 2H Glass Hinged Doors	.167
UXML-SN	Overhead Storage Unit — 2H Glass Hinged Doors	.167
UXND-SN	Overhead Storage Unit — 1H Open	.147
UXND-SN	Overhead Storage Unit — 2H Open	.149
UXNL-SN	Overhead Storage Unit — 1H Open	.147
UXNL-SN	Overhead Storage Unit — 2H Open	.149
UXOD-SL	Overhead Storage Unit — 1.5H Hinged Doors	.153
UXOD-SL	Overhead Storage Unit — 1H Hinged Doors	.151
UXOD-SL	Overhead Storage Unit — 2H Hinged Doors	.155
UXOD-SN	Overhead Storage Unit — 1.5H Hinged Doors	.153
UXOD-SN	Overhead Storage Unit — 1H Hinged Doors	.151
UXOD-SN	Overhead Storage Unit — 1H Hinged Doors	.151
UXOD-SN	Overhead Storage Unit — 1H Hinged Doors	.151
UXOD-SN	Overhead Storage Unit — 2H Hinged Doors	.155
UXOD-SN	Overhead Storage Unit — 2H Hinged Doors	.155
UXOD-SN	Overhead Storage Unit — 2H Hinged Doors	.155
UXOL-SL	Overhead Storage Unit — 1.5H Hinged Doors	.153
UXOL-SL	Overhead Storage Unit — 1H Hinged Doors	.151
UXOL-SL	Overhead Storage Unit — 2H Hinged Doors	.155
UXOL-SN	Overhead Storage Unit — 1.5H Hinged Doors	.153
UXOL-SN	Overhead Storage Unit — 1H Hinged Doors	.151
UXOL-SN	Overhead Storage Unit — 1H Hinged Doors	.151
UXOL-SN	Overhead Storage Unit — 1H Hinged Doors	.151
UXOL-SN	Overhead Storage Unit — 2H Hinged Doors	.155
UXOL-SN	Overhead Storage Unit — 2H Hinged Doors	.155
UXOL-SN	Overhead Storage Unit — 2H Hinged Doors	.155
UXRD-SN	Overhead Storage Unit — 1.5H Sliding Door	.159
UXRD-SN	Overhead Storage Unit — 1H Sliding Door	.157
UXRD-SN	Overhead Storage Unit — 2H Sliding Door	.161
UXRL-SN	Overhead Storage Unit — 1.5H Sliding Door	.159
UXRL-SN	Overhead Storage Unit — 1H Sliding Door	.157
UXRL-SN	Overhead Storage Unit — 2H Sliding Door	.161
UXSE	Modular Components — 2H End Panel	.91
UXSL	Modular Components — L-Support Panel	.92
UXTT	Modesty for Telescoping Table Desk with Two Shrouds — For use with Telescoping Shroud Desk	.82

Index

Product Code	Product Description	Page
UXVL	Wall Mount L Shelf	.185
UXWA	Accessories — Counterweight	.117
UXWL	Wall Mount Open Sided Shelf	.178
UXXF-SS	Modular Components — Full-Overlay Modesty Panel	.89
UXXH-SN2	Modular Components — Hinged Modesty Panel	.90
UXXS	Modular Components — Adaptable Hinged Modesty Panel	.77
UXXT	Fixed Adaptable Modesty	.80
W111-5298	Accessories — Tetra Bracket	.117
X4AD-WL	Personal Storage Tower — 5H and 6H F/F/F Pedestal and Valet	.211
X4AF-WL	Personal Storage Tower — 5H and 6H F/F/F Pedestal and Valet	.213
X4CA-2348	Storage Unit — 2H Attached Sliding Door – 23” Depth	.114
X4CB-2348	Storage Unit — 1.5H Attached Sliding Door – 23” Depth	.112
X4CD-SW	Stack-On Storage Cabinet — Hinged Doors	.143
X4CL-SW	Stack-On Storage Cabinet — Hinged Doors	.143
X4F1-LW	Lateral File — Attached	.101
X4F3-LW	Lateral File — 3H and 4H Freestanding	.201
X4F4-LW	Lateral File — 3H and 4H Freestanding	.201
X4F5-LW	Lateral File — 5H and 6H Freestanding	.203
X4F6-LW	Lateral File — 5H and 6H Freestanding	.203
X4FA-LW	Lateral File — Attached	.101
X4FB-LW	Lateral File — Attached	.101
X4FP-LW	Lateral File — Attached	.101
X4FV-LW	Lateral File — Attached Open Shelf	.99
X4H2	Storage Unit — 1.5 or 2H Doors	.106
X4H3-LW	Storage Unit — 3H Freestanding with Hinged Doors	.200
X4HB	Storage Unit — 1.5 or 2H Doors	.106
X4JD-ST	Stack-On Storage Cabinet — Glass Doors	.145
X4JL-ST	Stack-On Storage Cabinet — Glass Doors	.145
X4KD-SN	Stack-On Bookcase	.141
X4KL-SN	Stack-On Bookcase	.141
X4LD-NT	Vertical Storage Unit — 1H Glass Sliding Door	.136
X4LD-NT	Vertical Storage Unit — 2H Glass Sliding Door	.138
X4LL-NT	Vertical Storage Unit — 1H Glass Sliding Door	.136
X4LL-NT	Vertical Storage Unit — 2H Glass Sliding Door	.138
X4M5-LW	Lateral File — 5H and 6H Combination Unit	.205
X4M6-LW	Lateral File — 5H and 6H Combination Unit	.205
X4N1-NN	Storage Unit — Attached	.103
X4N2-NN	Storage Unit — Attached	.103
X4N3-NN	Storage Unit — 3H Freestanding Open	.199
X4NB-NN	Storage Unit — Attached	.103
X4PA-NW	Pedestal — Attached	.96
X4PB-1860	Storage Unit — 1.5H Attached Open for use with Convergent Worktop	.105
X4PM-BW	Pedestal — Mobile	.98
X4RD-NW	Vertical Storage Unit — 1H Sliding Door	.128
X4RD-NW	Vertical Storage Unit — 2H Sliding Door	.130
X4RL-NW	Vertical Storage Unit — 1H Sliding Door	.128
X4RL-NW	Vertical Storage Unit — 2H Sliding Door	.130
X4SA-1848	Storage Unit — 2H Attached Sliding Door – 18” Depth	.110
X4SB-1848	Storage Unit — 1.5H Attached Sliding Door – 18” Depth	.108
X4SD-LT	Vertical Storage Units — 1H Glass Hinged Doors	.132
X4SD-NT	Vertical Storage Unit — 2H Glass Hinged Doors	.134
X4SD-NT	Vertical Storage Unit — 2H Glass Hinged Doors	.134

Index

Product Code	Product Description	Page
X4SD-NT	Vertical Storage Unit — 2H Glass Hinged Doors	.134
X4SD-NT	Vertical Storage Units — 1H Glass Hinged Doors	.132
X4SD-NT	Vertical Storage Units — 1H Glass Hinged Doors	.132
X4SD-NT	Vertical Storage Units — 1H Glass Hinged Doors	.132
X4SL-LT	Vertical Storage Unit — 2H Glass Hinged Doors	.134
X4SL-LT	Vertical Storage Units — 1H Glass Hinged Doors	.132
X4SL-NT	Vertical Storage Unit — 2H Glass Hinged Doors	.134
X4SL-NT	Vertical Storage Unit — 2H Glass Hinged Doors	.134
X4SL-NT	Vertical Storage Unit — 2H Glass Hinged Doors	.134
X4SL-NT	Vertical Storage Units — 1H Glass Hinged Doors	.132
X4SL-NT	Vertical Storage Units — 1H Glass Hinged Doors	.132
X4SL-NT	Vertical Storage Units — 1H Glass Hinged Doors	.132
X4UD-NN	Vertical Storage Unit — 1H Open	.120
X4UD-NN	Vertical Storage Unit — 2H Open	.122
X4UL-NN	Vertical Storage Unit — 1H Open	.120
X4UL-NN	Vertical Storage Unit — 2H Open	.122
X4VD-LW	Vertical Storage Unit — 1H Hinged Doors	.124
X4VD-LW	Vertical Storage Unit — 2H Hinged Doors	.126
X4VD-NW	Vertical Storage Unit — 1H Hinged Doors	.124
X4VD-NW	Vertical Storage Unit — 1H Hinged Doors	.124
X4VD-NW	Vertical Storage Unit — 1H Hinged Doors	.124
X4VD-NW	Vertical Storage Unit — 2H Hinged Doors	.126
X4VD-NW	Vertical Storage Unit — 2H Hinged Doors	.126
X4VD-NW	Vertical Storage Unit — 2H Hinged Doors	.126
X4VD-NW	Vertical Storage Unit — 2H Hinged Doors	.126
X4VL-LW	Vertical Storage Unit — 1H Hinged Doors	.124
X4VL-LW	Vertical Storage Unit — 2H Hinged Doors	.126
X4VL-NW	Vertical Storage Unit — 1H Hinged Doors	.124
X4VL-NW	Vertical Storage Unit — 1H Hinged Doors	.124
X4VL-NW	Vertical Storage Unit — 1H Hinged Doors	.124
X4VL-NW	Vertical Storage Unit — 2H Hinged Doors	.126
X4VL-NW	Vertical Storage Unit — 2H Hinged Doors	.126
X4VL-NW	Vertical Storage Unit — 2H Hinged Doors	.126
X4W5-WL	Wardrobe — 5H and 6H Open Unit	.207
X4W6-WL	Wardrobe — 5H and 6H Open Unit	.207
X4X5-LW	Wardrobe — 5H and 6H Closed Storage Unit	.209
X4X6-LW	Wardrobe — 5H and 6H Closed Storage Unit	.209
X4Y5-WR	Wardrobe — 5H and 6H	.217
X4Y6-WR	Wardrobe — 5H and 6H	.217
X4ZF-WR	Storage Tower — 5H and 6H	.215
X5AD-LL	Personal Storage Tower — 5H and 6H F/F/F Pedestal and Valet	.211
X5AF-LL	Personal Storage Tower — 5H and 6H F/F/F Pedestal and Valet	.213
X5CA-2348	Storage Unity — 2H Attached Sliding Door - 23" Depth	.114
X5CB-2348	Storage Unit — 1.5H Attached Sliding Door - 23" Depth	.112
X5CD-SW	Stack-On Storage Cabinet — Hinged Doors	.143
X5CL-SW	Stack-On Storage Cabinet — Hinged Doors	.143
X5F1-LL	Lateral File — Attached	.101
X5F3-LL	Lateral File — 3H and 4H Freestanding	.201
X5F4-LL	Lateral File — 3H and 4H Freestanding	.201
X5F5-LL	Lateral File — 5H and 6H Freestanding	.203
X5F6-LL	Lateral File — 5H and 6H Freestanding	.203
X5FA-LL	Lateral File — Attached	.101
X5FB-LL	Lateral File — Attached	.101

Index

Product Code	Product Description	Page
X5FP-LL	Lateral File — Attached	.101
X5FV-LW	Lateral File — Attached Open Shelf	.99
X5H2	Storage Unit — 1.5 or 2H Doors	.106
X5H3-LL	Storage Unit — 3H Freestanding with Hinged Doors	.200
X5HB	Storage Unit — 1.5 or 2H Doors	.106
X5JD-ST	Stack-On Storage Cabinet — Glass Doors	.145
X5JL-ST	Stack-On Storage Cabinet — Glass Doors	.145
X5KD-SN	Stack-On Bookcase	.141
X5KL-SN	Stack-On Bookcase	.141
X5LD-NT	Vertical Storage Unit — 1H Glass Sliding Door	.136
X5LD-NT	Vertical Storage Unit — 2H Glass Sliding Door	.138
X5LL-NT	Vertical Storage Unit — 1H Glass Sliding Door	.136
X5LL-NT	Vertical Storage Unit — 2H Glass Sliding Door	.138
X5M5-LL	Lateral File — 5H and 6H Combination Unit	.205
X5M6-LL	Lateral File — 5H and 6H Combination Unit	.205
X5N1-NN	Storage Unit — Attached	.103
X5N2-NN	Storage Unit — Attached	.103
X5N3-NN	Storage Unit — 3H Freestanding Open	.199
X5NB-NN	Storage Unit — Attached	.103
X5PA-NL	Pedestal — Attached	.96
X5PB-1830	Storage Unit — 1.5H Attached Open for use with Convergent Worktop	.105
X5RD-NL	Vertical Storage Unit — 1H Sliding Door	.128
X5RD-NL	Vertical Storage Unit — 2H Sliding Door	.130
X5RL-NL	Vertical Storage Unit — 1H Sliding Door	.128
X5RL-NL	Vertical Storage Unit — 2H Sliding Door	.130
X5SA-1848	Storage Unit — 2H Attached Sliding Door - 18" Depth	.110
X5SB-1848	Storage Unit — 1.5H Attached Sliding Door - 18" Depth	.108
X5SD-LT	Vertical Storage Unit — 2H Glass Hinged Doors	.134
X5SD-LT	Vertical Storage Units — 1H Glass Hinged Doors	.132
X5SD-NT	Vertical Storage Unit — 2H Glass Hinged Doors	.134
X5SD-NT	Vertical Storage Unit — 2H Glass Hinged Doors	.134
X5SD-NT	Vertical Storage Unit — 2H Glass Hinged Doors	.134
X5SD-NT	Vertical Storage Units — 1H Glass Hinged Doors	.132
X5SD-NT	Vertical Storage Units — 1H Glass Hinged Doors	.132
X5SD-NT	Vertical Storage Units — 1H Glass Hinged Doors	.132
X5SD-NT	Vertical Storage Units — 1H Glass Hinged Doors	.132
X5SD-NT	Vertical Storage Units — 1H Glass Hinged Doors	.132
X5SD-NT	Vertical Storage Units — 1H Glass Hinged Doors	.132
X5SL-LT	Vertical Storage Unit — 2H Glass Hinged Doors	.134
X5SL-LT	Vertical Storage Unit — 2H Glass Hinged Doors	.134
X5SL-LT	Vertical Storage Units — 1H Glass Hinged Doors	.132
X5SL-NT	Vertical Storage Unit — 2H Glass Hinged Doors	.134
X5SL-NT	Vertical Storage Unit — 2H Glass Hinged Doors	.134
X5SL-NT	Vertical Storage Unit — 2H Glass Hinged Doors	.134
X5SL-NT	Vertical Storage Units — 1H Glass Hinged Doors	.132
X5SL-NT	Vertical Storage Units — 1H Glass Hinged Doors	.132
X5SL-NT	Vertical Storage Units — 1H Glass Hinged Doors	.132
X5UD-NN	Vertical Storage Unit — 1H Open	.120
X5UD-NN	Vertical Storage Unit — 2H Open	.122
X5UL-NN	Vertical Storage Unit — 1H Open	.120
X5UL-NN	Vertical Storage Unit — 2H Open	.122
X5VD-LL	Vertical Storage Unit — 1H Hinged Doors	.124
X5VD-LL	Vertical Storage Unit — 2H Hinged Doors	.126
X5VD-NL	Vertical Storage Unit — 1H Hinged Doors	.124
X5VD-NL	Vertical Storage Unit — 1H Hinged Doors	.124

Index

Product Code	Product Description	Page
X5VD-NL	Vertical Storage Unit — 1H Hinged Doors	.124
X5VD-NL	Vertical Storage Unit — 2H Hinged Doors	.126
X5VD-NL	Vertical Storage Unit — 2H Hinged Doors	.126
X5VD-NL	Vertical Storage Unit — 2H Hinged Doors	.126
X5VL-LL	Vertical Storage Unit — 1H Hinged Doors	.124
X5VL-LL	Vertical Storage Unit — 2H Hinged Doors	.126
X5VL-NL	Vertical Storage Unit — 1H Hinged Doors	.124
X5VL-NL	Vertical Storage Unit — 1H Hinged Doors	.124
X5VL-NL	Vertical Storage Unit — 1H Hinged Doors	.124
X5VL-NL	Vertical Storage Unit — 2H Hinged Doors	.126
X5VL-NL	Vertical Storage Unit — 2H Hinged Doors	.126
X5VL-NL	Vertical Storage Unit — 2H Hinged Doors	.126
X5W5-LL	Wardrobe — 5H and 6H Open Unit	.207
X5W6-LL	Wardrobe — 5H and 6H Open Unit	.207
X5X5-LL	Wardrobe — 5H and 6H Closed Storage Unit	.209
X5X6-LL	Wardrobe — 5H and 6H Closed Storage Unit	.209
X5Y5-LR	Wardrobe — 5H and 6H	.217
X5Y6-LR	Wardrobe — 5H and 6H	.217
X5ZF-LR	Storage Tower — 5H and 6H	.215
X7PM-BW	Pedestal — Mobile	.98
XLAR-3072	Table Desk — Hoop Leg	.21
XLAS	Wardrobe — Fixed Boot Shelf	.219
XLBF-FS	Bridge	.22
XLBF-NS	Bridge	.22
XLBR-SR	Return Top	.24
XLBR-SR	Return Top	.24
XLCG	Height Adjustable Convergent Top — Wedge Radius Top for use with T-Leg Base	.59
XLCN-22	Corner Shell	.25
XLCR	Height Adjustable Convergent Top — Rectangular Top for use with T-Leg Base	.56
XLCR	Height Adjustable Convergent Top — Rectangular Top with Waterfall Panel for use with Telescoping Metal Shroud	.57
XLCT	Shroud — For use with Height Adjustable T-Leg—Convergent Construction	.60
XLCW	Height Adjustable Convergent Top — Wedge Top for use with T-Leg Base	.58
XLDF-LF	Double Pedestal Desk — Full Overlay Modesty	.18
XLFS-SN	Modular Components — T-Support Panel	.94
XLGS	Modular Components — L-Support Panel	.92
XLLW	Wall Mounted Height Adjustable Table — L Shape Telescoping Metal Leg	.70
XLLW	Wall Mounted Height Adjustable Table — L Shape T-Leg	.65
XLND-NS	Convergent Worktop with Column Leg — D-Worktop	.45
XLNG-4272	Convergent Worktop with Column Leg — Wedge Radius	.42
XLNG-4272	Convergent Worktop with Hoop Leg — Wedge Radius	.39
XLNP-LS	Convergent Worktop with Column Leg — P-Worktop	.48
XLNP-RS	Convergent Worktop with Column Leg — P-Worktop	.48
XLNR-3072	Convergent Worktop with Column Leg — Rectangular	.30
XLNR-3072	Convergent Worktop with Hoop Leg — Rectangular	.27
XLNW-4272	Convergent Worktop with Column Leg — Wedge	.36
XLNW-4272	Convergent Worktop with Hoop Leg — Wedge	.33
XLSF-LF	Single Pedestal Desk — Full Overlay Modesty	.16
XLST	Shroud — For use with Height Adjustable T-Leg—Table Desk Construction	.53
XLST	Wall Mount Spacers	.197
XLTH-FL	Convergent T-Worktop	.26
XLTR	Height Adjustable Table Desk Top — Rectangular	.52
XLWF	Modular Components — Bookcase Top	.85

Index

Product Code	Product Description	Page
XLWF	Modular Components — Credenza Top	.86
XLWT-SN	Modular Components — Storage Top	.84
XLXS-2260	Modesty Panel — For use with wood Shrouds	.54
XLXS-2260	Modesty Panel — For use with wood Shrouds	.64
XLXD-SF	Convergent Worktop with Column Leg — D-Worktop	.45
XLXD-SP	Convergent Worktop with Column Leg — D-Worktop	.45
XLXH-SF	Desk Shell	.20
XLYP-SF	Convergent Worktop with Column Leg — P-Worktop	.48
XLYP-SP	Convergent Worktop with Column Leg — P-Worktop	.48
XLZR	Height Adjustable Credenza Desk Top — Rectangular Top Only	.62
XLZT	Shroud — For use with Height Adjustable T-Leg—Credenza Desk Construction	.63
XLZW	Wall Mounted Height Adjustable Credenza Desk — Rectangular	.75
XMOB	Height Adjustable Table Desk Base — Convergent	.55
XMFT-8100	Wall Mount Vertical Filler Trim	.198
XMTB	Height Adjustable Table Desk Base — Freestanding	.51
XMZB	Height Adjustable Table Desk Base — Credenza	.61
XMZB-0000	Architectural Wall Mount Bracket	.76
XPLR-RB	Reception Station — L-Shaped	.222
XTNP-RS	Convergent Worktop with Column Leg — P-Worktop	.48
XWBB	Overhead Storage Unit — Mounting Bracket to Enclose	.177
XWWF	Modular Components — Bookcase Top	.85
XXAS	Wardrobe — Fixed Boot Shelf	.219
XZAM-1S	Table — Round	.224
XZAR-3072	Table Desk — Hoop Leg	.21
XZBF-FS	Bridge	.22
XZBF-NS	Bridge	.22
XZBR-SR	Return Top	.24
XZBR-SR	Return Top	.24
XZCG	Height Adjustable Convergent Top — Wedge Radius Top for use with T-Leg Base	.59
XZCN-22	Corner Shell	.25
XZCW	Height Adjustable Convergent Top — Wedge Top for use with T-Leg Base	.58
XZDF-WF	Double Pedestal Desk — Full Overlay Modesty	.18
XZEO-NGB	Accessories — Column Base	.119
XZFS-SN	Modular Components — T-Support Panel	.94
XZGS	Modular Components — L-Support Panel	.92
XZND-NS	Convergent Worktop with Column Leg — D-Worktop	.45
XZNG-4272	Convergent Worktop with Column Leg — Wedge Radius	.42
XZNG-4272	Convergent Worktop with Hoop Leg — Wedge Radius	.39
XZNP-LS	Convergent Worktop with Column Leg — P-Worktop	.48
XZNP-RS	Convergent Worktop with Column Leg — P-Worktop	.48
XZNR-3072	Convergent Worktop with Column Leg — Rectangular	.30
XZNR-3072	Convergent Worktop with Hoop Leg — Rectangular	.27
XZNW-4272	Convergent Worktop with Column Leg — Wedge	.36
XZNW-4272	Convergent Worktop with Hoop Leg — Wedge	.33
XZSC-2116-FA	Pedestal — Storage Cushion	.116
XZSF-WF	Single Pedestal Desk — Full Overlay Modesty	.16
XZTH-FL	Convergent T-Worktop	.26
XZUR-RB	Reception Station — U-Shaped	.223
XZWF	Modular Components — Credenza Top	.86
XZWT-SN	Modular Components — Storage Top	.84
XZYB-SF	Convergent Worktop with Column Leg — D-Worktop	.45
XZYD-SP	Convergent Worktop with Column Leg — D-Worktop	.45

Index

<u>Product Code</u>	<u>Product Description</u>	<u>Page</u>
XZYH-SF	Desk Shell20
XZYP-SF	Convergent Worktop with Column Leg — P-Worktop48
XZYP-SP	Convergent Worktop with Column Leg — P-Worktop48
XZZS-2260	Modesty Panel — For use with wood Shrouds54
XZZS-2260	Modesty Panel — For use with wood Shrouds64
ZUBF-0000-PN	Accessories — Flush Mount Plate117

Product Compatibility and Limited Warranty Policy

Great Expectations

You have them as a Haworth customer and so do we. And because we value our customers, we cover our products with the Haworth North America Product Compatibility and Limited Warranty Policy.

Our Commitment To Product Compatibility – Integrated Product Platforms

As a market leader in the design and manufacture of workspaces that adapt to change, we strive to maintain product compatibility within our various generations of integrated product platforms. This benefits the customer who desires to update or modify their work environment. It also benefits the customer needing to replace a product due to damage or other reasons but which is no longer manufactured or is otherwise unavailable, such as a fabric or finish that is discontinued because of changing market preferences. In both circumstances, we often can provide products with comparable function and performance.

Our Commitment To Product Quality – The Haworth North America Limited Warranty

To ensure customer satisfaction and peace of mind, we stand behind our products with the Haworth North America Limited Warranty. To review the current version of the limited warranty including its terms and conditions, please go to:

www.haworth.com/warranty or contact OneTouch@Haworth.com or 1 877 429 6784.

Warranty Requests or Questions

For questions or service requests pertaining to the Haworth Limited Warranty, please contact your Haworth dealer.

If you are unsure who your dealer is, please contact **OneTouch@Haworth.com or 1 877 429 6784.**

Terms of Sale

The Terms of Sale apply to all products in the North America Price Lists. To review the current version of the North American Terms of Sale, please go to:

www.haworth.com/terms-of-sale or contact OneTouch@Haworth.com or 1 877 429 6784.

HAWORTH® is a registered trademark of Haworth, Inc.

© Haworth, Inc. All rights reserved. 2026 3.25

haworth.com | 800 344 2600