

Fixed Height Tables

North America Price List – December 2025

Includes Compose, Cultivate, Immerse, Jive, Masters Series, Pip, Planes and PopUp Tables



Electronic Update Page – Fixed Height Tables Price List

- The table below lists all of the updates and addendums added to this price list since the original version was created.
- All **Update** pages will replace the existing pages within the document.
- All **New** pages will be placed at the back of the document.

Link	Date	Pages	Description
Click Here	April 2026	157-161, 286	Update – The color specification for Casters and Glides was updated.
Click Here	April 2026	57, 59, 61, 71-72, 74, 76, 78, 88-89, 98-99, 102-103, 105-106, 108-109, 111-113	Update – Jive large wood tops discontinued.



This Haworth North American price book contains US list prices.

Canadian customers can convert the US list price into their Canadian equivalent by going to www.Haworth.com/Canada to find the current Canadian multipliers. These multiplier factors allow you to convert the US list price into a Canadian list price.

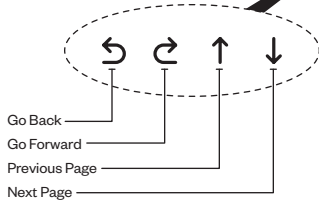
Haworth Price List Overview

Tips for Using Haworth Price Books

The following overview explains how information is organized within the Fixed Height Table price book (Includes Compose®, Cultivate®, Immerse®, Jive®, Masters Series®, Pip™, Planes® and PopUp® Tables).

Navigation Links

Use the links to jump back and forth to relevant pages.



Navigation Links

Use the links to jump back and forth to relevant pages.

Go Back

Go Forward

Previous Page

Next Page

Navigation Links

Use the links to jump back and forth to relevant pages.

Go Back

Go Forward

Previous Page

Next Page

Navigation Links

Use the links to jump back and forth to relevant pages.

Go Back

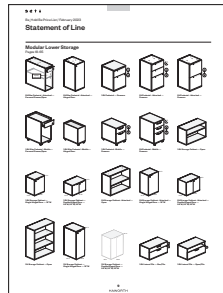
Go Forward

Previous Page


Next Page

Haworth Price Books are organized into the following sections:

Price List Section




Statement of Line
Provides a visual overview of the product offering.




Price List
Includes product features, specification tips, catalog numbers and list pricing.

Resources Section




Finishes and Fabrics
Lists available product finishes and fabrics.



Index
Lists products alphabetically by catalog number.



Warranty and Terms of Sale
Provides warranty information and general terms.



This Page Intentionally Left Blank

Fixed Height Tables Price List

Includes pricing, catalog numbers, finish codes/availability, specification requirements, line art, dimensions, and specification tips for Fixed Height Tables.

Compose Tables

Cultivate Tables

Immerse Tables and Planter

Jive Tables

Masters Series Tables

Pip Tables

Planes Tables

Planes Carts

Planes Credenzas

Planes Conference Tables

Planes Conference Table Tops and Support

PopUp Tables

Table of Contents

Price List

Statement of Line	9	Jive Tables — Post Round Base	
Compose Tables		Round	73
Round — Post Base	18	Square	75
Cultivate Tables		Pebble	77
Tops — Catalog Logic	19	Rectangle	80
Frames — Catalog Logic	20	Racetrack	83
No Storage	21	Trapezoid	85
For use with Storage	22	Crescent	87
Cultivate Table Frames	23	Half Racetrack	88
Bag Hook	24	Half Pebble	89
Mounting Clip for Flip Top Unit	24	Jive Tables — X-Base	
Mounting Bracket for Enhanced Power Modules	24	Round	90
Wire Management Basket	25	Square	92
Basket Cover	25	Pebble	94
Vertical Wire Channel - Leg Attached	25	Rectangle	96
Immerse — Ledge Tables		Jive Tables — Bridge Base	
Rectangle — Painted Legs	26	Round	98
Rectangle — Wood Legs	27	Square	99
Immerse — Overlap Tables		Pebble	100
Rectangle/Rectangle — Painted Legs	28	Rectangle	104
Rectangle/Round — Painted Legs	30	Racetrack	107
Racetrack/Round — Painted Legs	31	Half Racetrack	110
Rectangle/Ledge — Painted Legs	32	Half Pebble	112
Rectangle/Rectangle — Wood Legs	33	Half Hexagon	114
Rectangle/Round — Wood Legs	35	Jive Tables — C-Leg	
Racetrack/Round — Wood Legs	36	Extruded — Rectangle	115
Rectangle/Ledge — Wood Legs	37	Round — Rectangle	118
Immerse — Shift Tables		Flip Base (Round or Extruded) — Rectangle	121
Rectangle/Rectangle — Painted Legs	38	Jive Tables — Disc Base	
Rectangle/Round — Painted Legs	39	Round	123
Racetrack/Round — Painted Legs	40	Square	125
Rectangle/Rectangle — Wood Legs	41	Pebble	126
Rectangle/Round — Wood Legs	42	Rectangle	127
Racetrack/Round — Wood Legs	43	Jive Tables — Dual Disc Base	
Immerse — Single Tables		Pebble	128
Round — Painted Legs	44	Rectangle	129
Square — Painted Legs	45	Racetrack	130
Rectangle — Painted Legs	46	Jive Table — Disc Base — Pneumatic Adjustment	
Racetrack — Painted Legs	47	Round — Square — Pebble	131
Round — Wood Legs	48	Jive Tables — T-Leg	
Square — Wood Legs	49	Extruded — Rectangle	132
Rectangle — Wood Legs	50	Extended — Pebble	135
Racetrack — Wood Legs	51	Extruded — Racetrack	136
Immerse — Stack Table		Extruded — Trapezoid	137
Rectangle — Painted Legs	52	Round — Rectangle	139
Immerse — Planters		Round — Pebble	142
Oblong	53	Round — Racetrack	143
Round	54	Round — Trapezoid	144
Jive Tables		Flip Base (Round or Extruded) — Rectangle	146
Catalog Logic	55	Jive Tables — Swivel Base	
Jive Tables — Post Extruded Base		Square	148
Round	56	Rectangle	149
Square	58	Trapezoid	150
Pebble	60	Crescent	151
Rectangle	63	Corner, Transitional Extended	152
Racetrack	66	Corner, Extended	153
Trapezoid	68	Masters Series Tables	
Crescent	70	Round	154
Half Racetrack	71	Pip Tables	
Half Pebble	72	Catalog Logic	155
		Personal Laptop	156
		Collaborative	156

Table of Contents

Planes Collaborative Tables

Rectangular — Flip Top Table — Non-Flip Top Table	157
Pebble — Flip Top Table — Non-Flip Top Table	158
Hexagon — Flip Top Table — Non-Flip Top Table	159
Half Round — Flip Top Table — Non-Flip Top Table	160
Polygon — Flip Top Table — Non-Flip Top Table	161
Vertical Wire Management	162
Y-Leg Bumper	162
Ganging Mechanism	162
Ganging Clip	162
Casters	163
Glides	163

Planes Tables — X Base

Planes Tables — Disc Base

Planes Tables — Dual X Base

Rectangle	168
Hexagon	170
Pebble	172

Planes Tables — Dual Disc Base

Rectangle	174
Hexagon	176
Pebble	178

Planes Training Tables

Terminology	180
Catalog Logic	181
Rectangular — Flip Top Table — Non-Flip Top Table	182
Crescent — Flip Top Table — Non-Flip Top Table	184
Trapezoid — Flip Top Table — Non-Flip Top Table	185
Polygon — Flip Flop Table — Non-Flip Top Table	186
Pie Connector	187
Modesty Panels	188
Single Circuit Corded Base Feed — for use with 2-Circuit, 20 Amp	190
Hardwire Modular Base Feed — 2-Circuit	190
Wall Feed — 2-Circuit	190
Pass-Through Connector — 2-Circuit	191
Modular Power Kits — 2-Circuit	192
Receptacles — 15 Amp 2-Circuit	193
Receptacle Block Connector	193
Four-Port Splitter	194
Mounting Bracket — Receptacle	194
Quick Connect Two Power — Flip Top Unit with Smooth Bezel	195
Quick Connect Two Power — Flip Top Unit with Smooth Bezel — Starter Box	197
Quick Connect Two Power — Flip Top Unit with Smooth Bezel — Pass-Through Connector	197
Quick Connect Two Power — Flip Top Unit with Smooth Bezel — Starter Box Bracket	198
Quick Connect Two Power — Flip Top Unit with Smooth Bezel — Wire Manager Clips	198
Ganging Mechanism	199
Casters	199
Glides	199
Wire Manager Clips	200
Vertical Wire Manager	200
Grommet	200

Planes Cart

Small Media	201
Medium Media	201
Catering	202
Podium	202

Planes Credenza Bases and Tops

19"H	203
With Slider Unit — 29"H	204
With Slider Unit — 35"H	206
29"H	208
With Slider Unit — 39"H	209
With Slider Unit — 45"H	211
Credenza Top	213
Grommet	213

Planes Conference Tables

Interior Leg — Round, Square, Rectangular	214
Interior Leg — Half Round	216
Interior Leg — Polygon	217
Interior Leg — Rectangular	218
Interior Leg — Pebble — One-Piece Top	220
Interior Leg — Hexagon — One-Piece Top	222
Interior Leg — Rectangular — Two-Piece Top	224
Interior Leg — Pebble — Two-Piece Top	226
Interior Leg — Hexagon — Two-Piece Top	228
Interior Leg — Rectangular — Three-Piece Top	230
Interior Leg — Pebble — Three-Piece Top	232
Interior Leg — Hexagon — Three-Piece Top	234
Perimeter Leg — Square, Rectangular — 2"(51mm) Edge	236
Perimeter Leg — Rectangular — 2"(51mm) Edge	238
Perimeter Leg — Rectangular — 2"(51mm) Edge — Two-Piece Top	240
Perimeter Leg — Rectangular — 2"(51mm) Edge — Three-Piece Top	242

Planes Conference Table Tops

Catalog Logic — for use with Column Base	244
Component Specification Overview	245
Round, Square, Pebble (for use with Column Base)	247
Rectangle (for use with Column Base)	248
Pebble (for use with Column Base)	251
Hexagon (for use with Column Base)	254

Planes Conference End Supported Top

Catalog Logic	257
Component Specification Overview	258
D-Shape Convergent (for use with Column Base)	260
Rectangular Conference End (for use with Column Base)	261
Key Conference (for use with Column Base)	262
Table Column Base Frame (for use with End Supported Top)	263
Square and Round	264
Planes Conference Table Column Base J-Channel	265
Planes Conference Table Column Base J-Channel Tray	265
Wall Mount Bracket	266
Side/Corner Bracket	266
Side Bracket for use with Knife Edge	266

Planes Conference Table Accessories

Cable Base	267
Cable Column	267
Cable Reel	268
Cable Reel Bracket	268
Belong View — Table Mount With Shroud	269
Belong View — Table Mount Without Shroud	269
Belong View — Table Mount With Shroud Dual Monitor	270
Belong View — Table Mount Without Shroud Dual Monitor	270

PopUp Tables

Catalog Logic	271
Rectangle	272
Oval (Rectangular Radius Corner)	274
Racetrack	276
Accent Plate	278
Vertical Wire Channel — Leg Attached	278

Table of Contents

Resources

Fabrics and Finishes

Compose Table	280
Cultivate Table	281
Immerse Table	282
Jive Table	283
Masters Series Table	284
Pip Table	285
Planes Table	286
PopUp Table	288

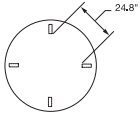
Index	289
--------------------	-----

Lifetime Product Warranty	Inside Back Cover
--	-------------------

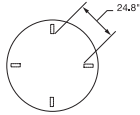
Statement of Line

Compose Tables

Page 18



Round — Post Base -
Laminate



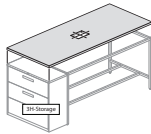
Round — Post Base -
Wood

Cultivate Tables

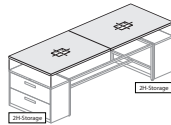
Pages 21-25



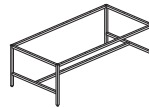
No Storage



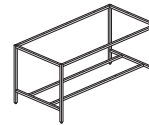
With Storage - 3 High



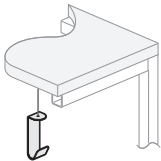
With Storage - 2 High



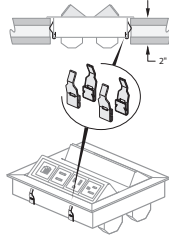
Seated Height



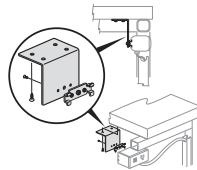
Standing Height



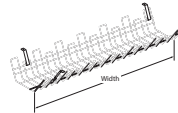
Bag Hook



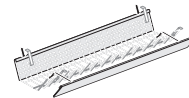
Mounting Clip for Flip Top
Unit



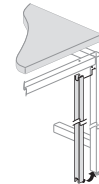
Mounting Bracket for
Enhanced Power Modules



Wire Management Basket



Basket Cover



Vertical Wire Channel - Leg
Attached

Immerse Tables

Pages 26-54



Ledge Table
Rectangle
Painted Legs



Ledge Table
Rectangle
Wood Legs



Overlap Table
Rectangle/Rectangle
Painted Legs



Overlap Table
Rectangle/Round
Painted Legs



Overlap Table
Racetrack/Round
Painted Legs



Overlap Table
Rectangle/Ledge
Painted Legs



Overlap Table
Rectangle/Rectangle
Wood Legs



Overlap Table
Rectangle/Round
Wood Legs



Overlap Table
Racetrack/Round
Wood Legs



Overlap Table
Rectangle/Ledge
Wood Legs

Statement of Line

Immerse Tables (cont'd)

Pages 26-54



Shift Table
Rectangle/Rectangle
Painted Legs



Shift Table
Rectangle/Round
Painted Legs



Shift Table
Racetrack/Round
Painted Legs



Shift Table
Rectangle/Rectangle
Wood Legs



Shift Table
Rectangle/Round
Wood Legs



Shift Table
Racetrack/Round
Wood Legs



Single Table
Round
Painted Legs



Single Table
Square
Painted Legs



Single Table
Rectangle
Painted Legs



Single Table
Racetrack
Painted Legs



Single Table
Round
Wood Legs



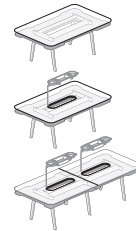
Single Table
Square
Wood Legs



Single Table
Rectangle
Wood Legs

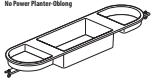


Single Table
Racetrack
Wood Legs

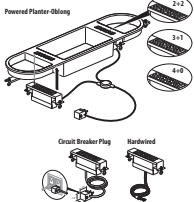


Stack Table
Rectangle
Painted Legs

No Power Planter—Oblong



Powered Planter—Oblong

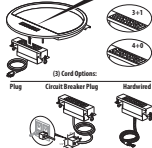


Planter — Oblong

No Power Planter—Round



Powered Planter—Round

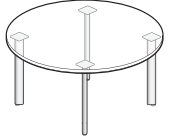


Planter — Round

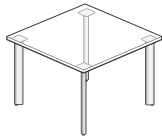
Statement of Line

Jive Tables

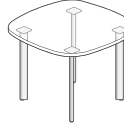
Pages 56-153



Post Extruded Base — Round



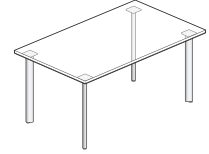
Post Extruded Base — Square



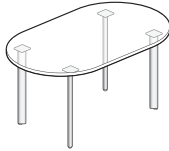
Post Extruded Base — Pebble (Symmetrical)



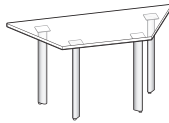
Post Extruded Base — Pebble (Asymmetrical)



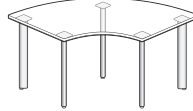
Post Extruded Base — Rectangle



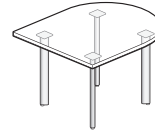
Post Extruded Base — Racetrack



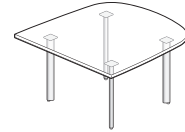
Post Extruded Base — Trapezoid



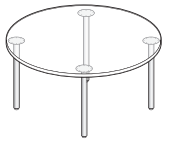
Post Extruded Base — Crescent



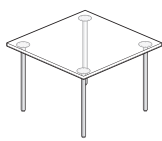
Post Extruded Base — Half Racetrack



Post Extruded Base — Half Pebble



Post Round Base — Round



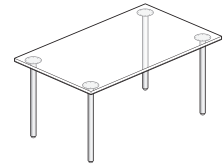
Post Round Base — Square



Post Round Base — Pebble (Symmetrical)



Post Round Base — Pebble (Asymmetrical)



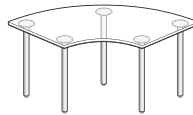
Post Round Base — Rectangle



Post Round Base — Racetrack



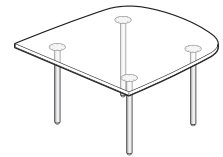
Post Round Base — Trapezoid



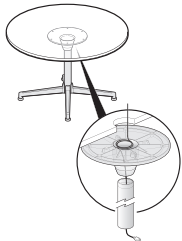
Post Round Base — Crescent



Post Round Base — Half Racetrack



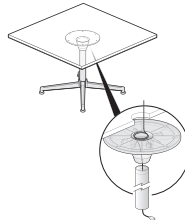
Post Round Base — Half Pebble



X-Base — Round (Power)



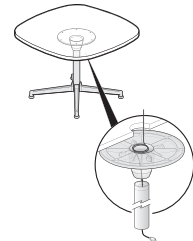
X-Base — Round (No Power)



X-Base — Square (Power)



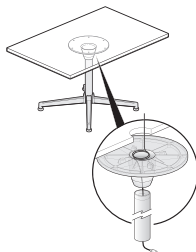
X-Base — Square (No Power)



X-Base — Pebble (Power)



X-Base — Pebble (No Power)



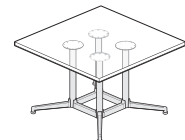
X-Base — Rectangular (Power)



X-Base — Rectangular (No Power)



Bridge Base — Round



Bridge Base — Square

Statement of Line

Jive Tables (cont'd)

Pages 56-153



Bridge Base — Pebble (Symmetrical)



Bridge Base — Pebble (Asymmetrical)



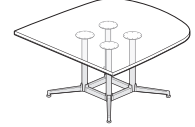
Bridge Base — Rectangle



Bridge Base — Racetrack



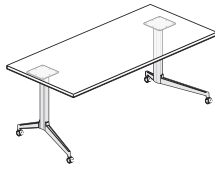
Bridge Base — Half Racetrack



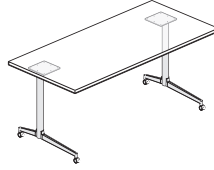
Bridge Base — Half Pebble



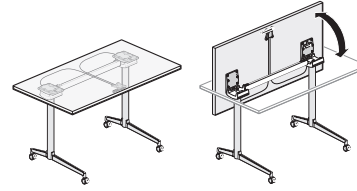
Bridge Base — Half Hexagon



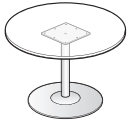
C-Leg — Extruded — Rectangle



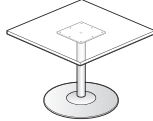
C-Leg (Round or Extruded) — Rectangle



C-Leg (Round or Extruded) — Flip Base — Rectangle



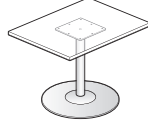
Disc Base — Round



Disc Base — Square



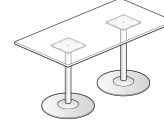
Disc Base — Pebble



Disc Base — Rectangle



Dual Disc Base — Pebble



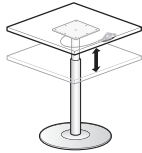
Dual Disc Base — Rectangle



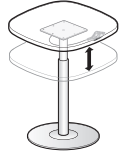
Dual Disc Base — Racetrack



Disc Base — Pneumatic Adjustment — Round



Disc Base — Pneumatic Adjustment — Square



Disc Base — Pneumatic Adjustment — Pebble



T-Leg — Extruded — Rectangle



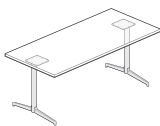
T-Leg — Extruded — Pebble



T-Leg — Extruded — Racetrack



T-Leg — Extruded — Trapezoid



T-Leg — Round — Rectangle



T-Leg — Round — Pebble



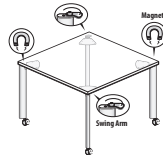
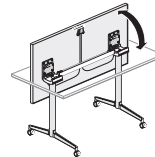
T-Leg — Round — Racetrack



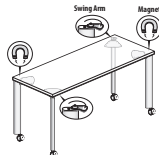
T-Leg — Round — Trapezoid



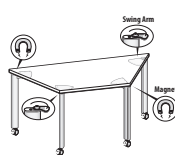
T-Leg (Round or Extruded) — Flip Base — Rectangle



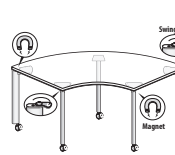
Swivel Base — Square



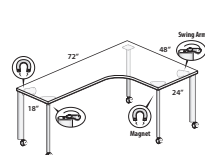
Swivel Base — Rectangle



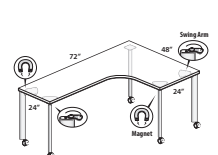
Swivel Base — Trapezoid



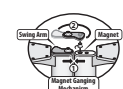
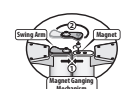
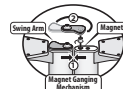
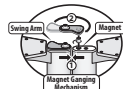
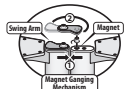
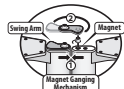
Swivel Base — Crescent



Swivel Base — Corner, Transitional Extended



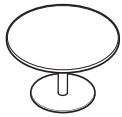
Swivel Base — Corner, Extended



Statement of Line

Masters Series Tables

Page 154



Round

Pip Tables

Page 156



Personal Laptop Table



Collaborative Table

Planes Collaborative Tables

Pages 157-163



Y-Leg — Rectangular — Flip Top or Non-Flip Top



Y-Leg — Pebble — Flip Top or Non-Flip Top



Y-Leg — Hexagon — Flip Top or Non-Flip Top



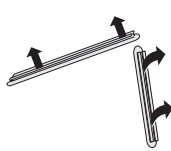
Y-Leg — Half Round — Flip Top or Non-Flip Top



Y-Leg — Polygon — Flip Top or Non-Flip Top



Vertical Wire Management



Y-Leg Bumper



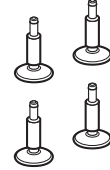
Ganging Mechanism



Ganging Clip



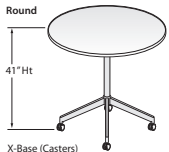
Casters



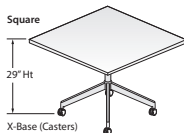
Glides

Planes Tables

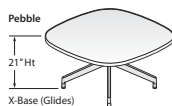
Pages 164-178



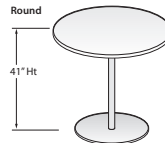
Round — X Base



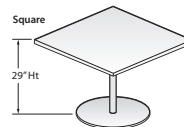
Square — X Base



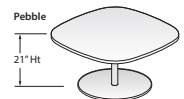
Pebble — X Base



Round — Disc Base



Square — Disc Base



Pebble — Disc Base



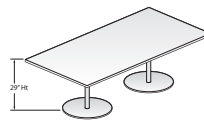
Rectangle — Dual X Base



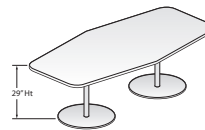
Hexagon — Dual X Base



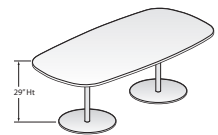
Pebble — Dual X Base



Rectangle — Dual Disc Base



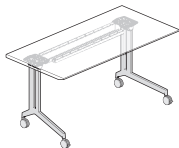
Hexagon — Dual Disc Base



Pebble — Dual Disc Base

Planes Training Tables

Pages 182-200



Rectangular



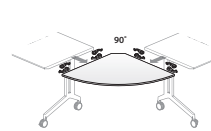
Crescent



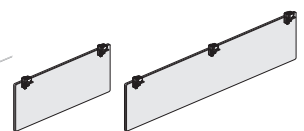
Trapezoid



Polygon



Pie Connector

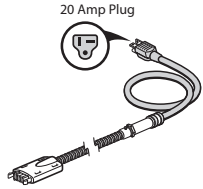


Modesty Panels

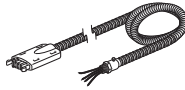
Statement of Line

Planes Training Tables (cont'd)

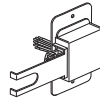
Pages 182-200



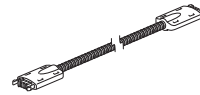
Single Circuit Corded Base Feed — for use with 2-Circuit, 20 Amp



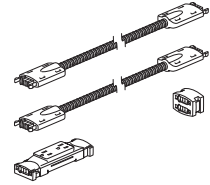
Hardwire Modular Base Feed — 2-Circuit



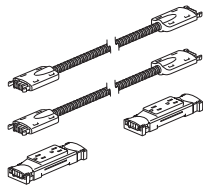
Wall Feed — 2-Circuit



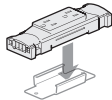
Tables Pass-Through Connector — 2-Circuit



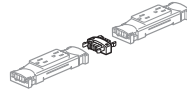
Modular Power Kits — 2-Circuit



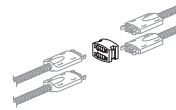
Modular Power Kits — 2-Circuit



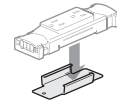
Receptacles — 15 Amp 2-Circuit



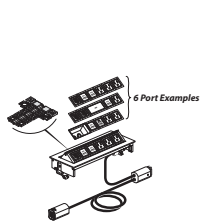
Receptacle Block Connector



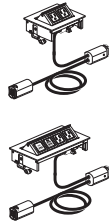
Four-Port Splitter



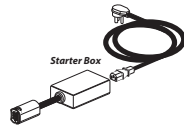
Mounting Bracket — Receptacle



6 Port Quick Connect Two



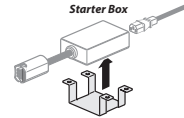
2-4 Port Quick Connect Two



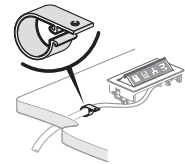
Starter Box



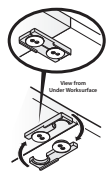
Pass-Through Connector



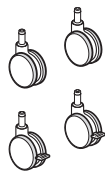
Starter Box Bracket



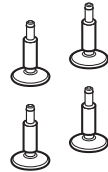
Wire Manager Clips



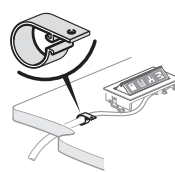
Ganging Mechanism



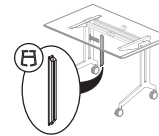
Casters



Glides



Wire Manager Clips



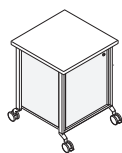
Vertical Wire Manager



Grommet

Planes Carts

Pages 201-202




Small Media Laminate



Medium Media Laminate



Catering Laminate

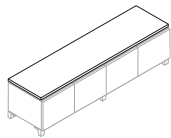
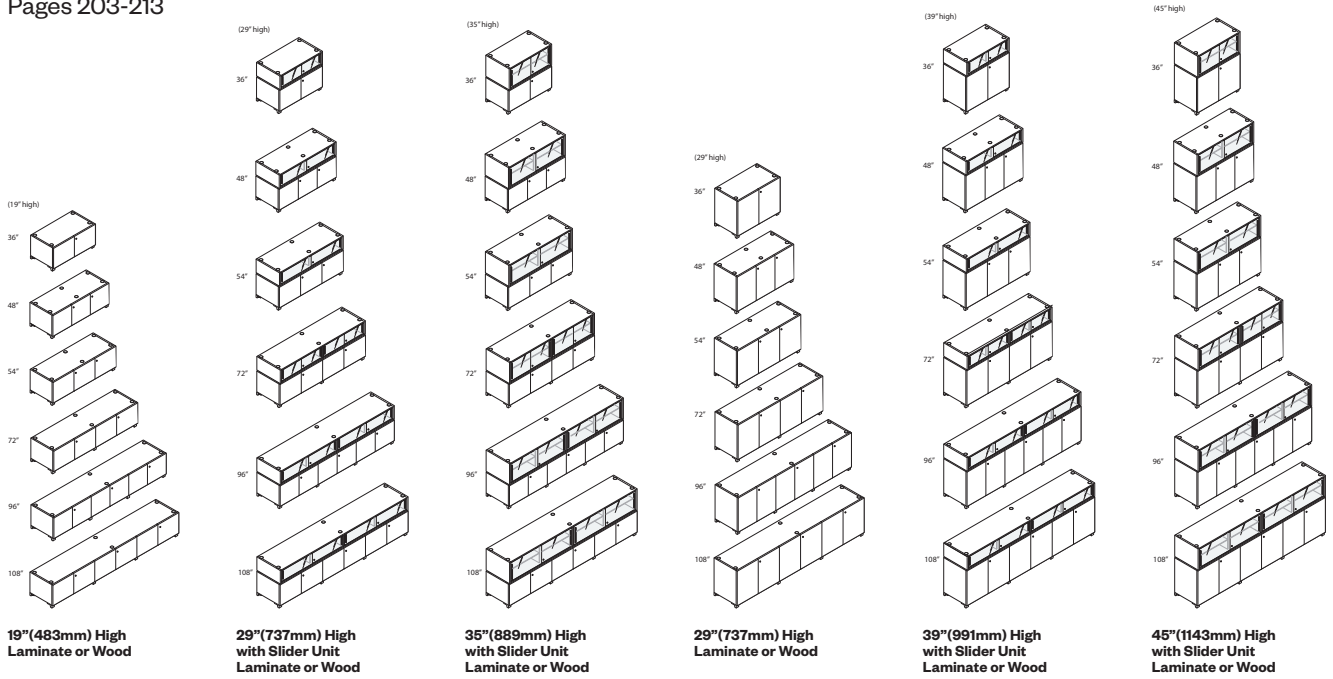


Podium Laminate

Statement of Line

Planes Credenza Bases and Tops

Pages 203-213



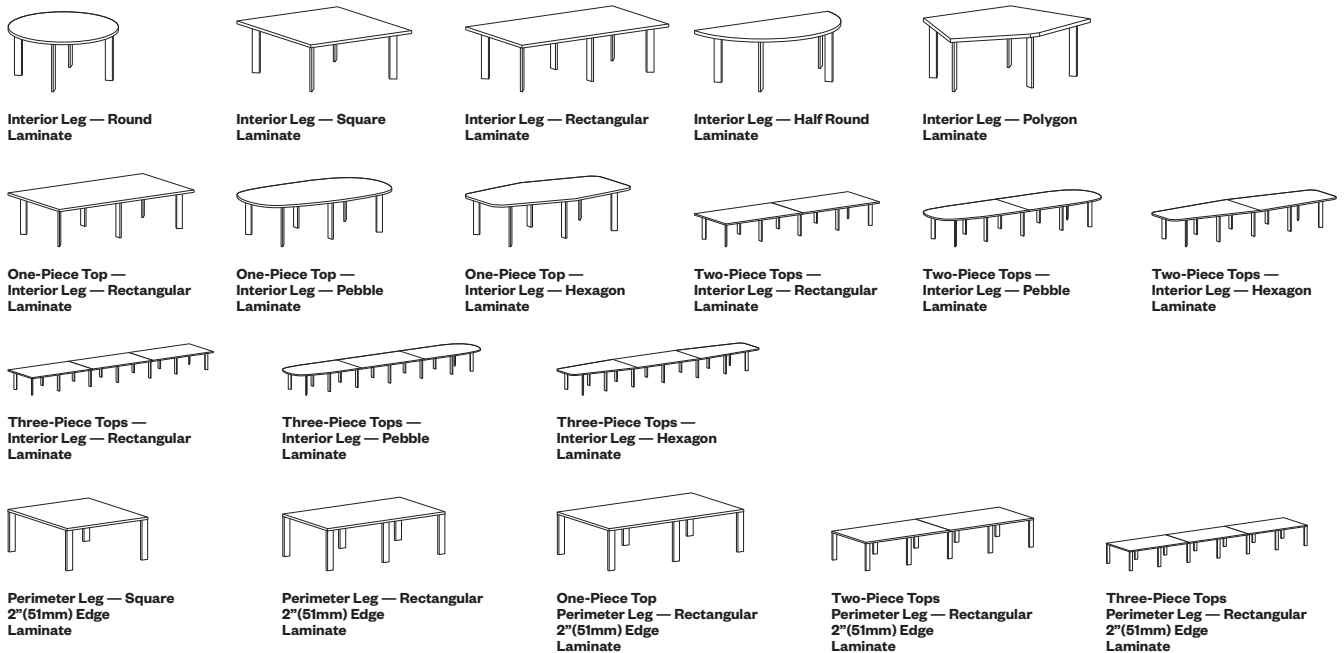
Laminate or Wood



Grommet

Planes Conference Tables

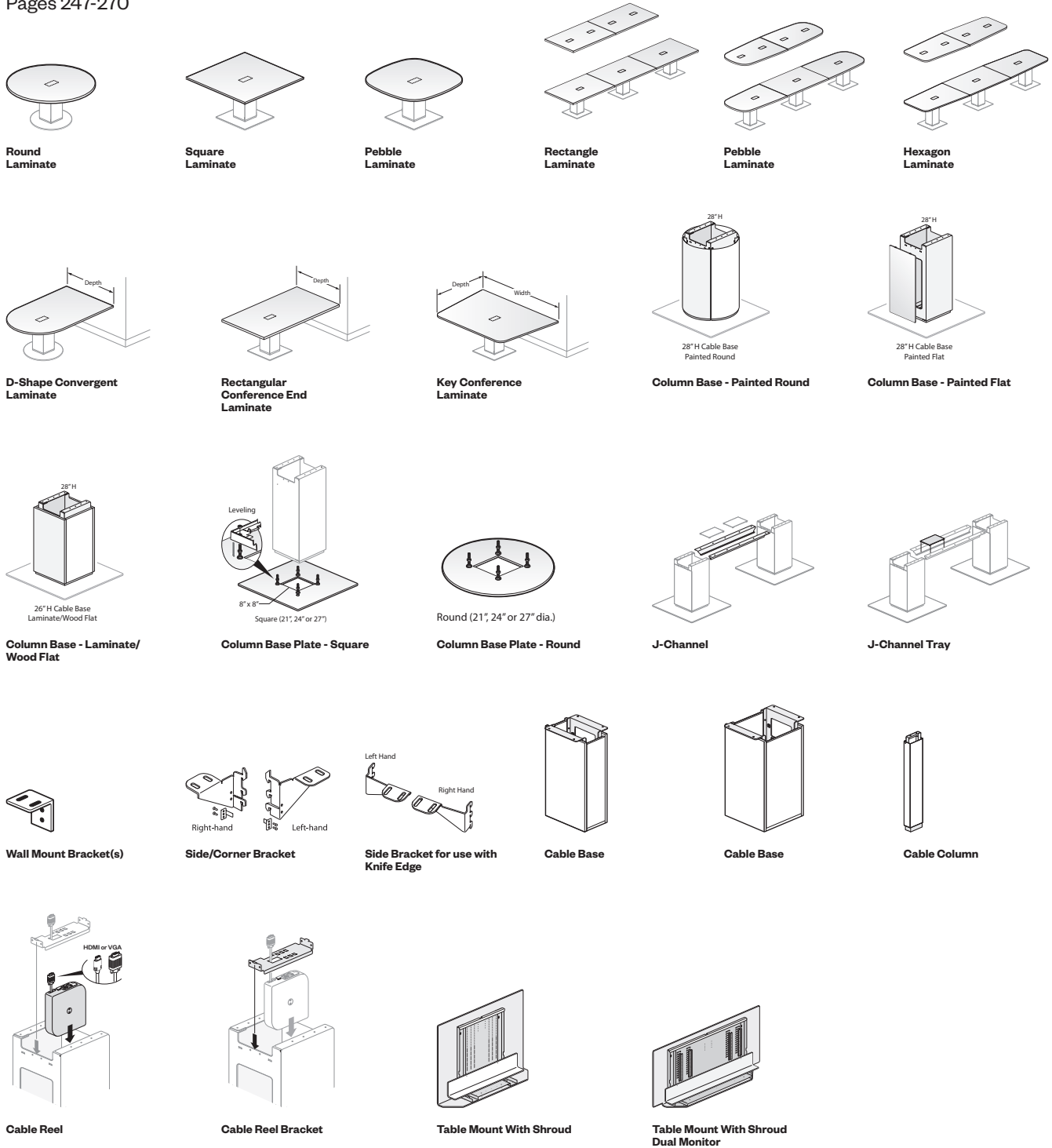
Pages 214-242



Statement of Line

Planes Conference Table Tops and Support

Pages 247-270



Statement of Line

PopUp Tables

Pages 272-278



Rectangle
Laminate or Wood



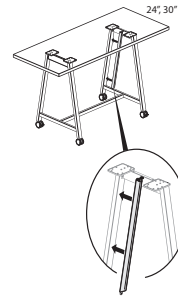
Oval — Rectangle
Radius Corner
Laminate or Wood



Racetrack
Laminate or Wood



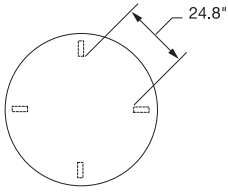
Accent Plate



Vertical Wire Channel —
Leg Attached

Compose Table

Round — Post Base



TZRN-L
TZRN-W
Class CAO

Features

- Includes top and four post legs with glides.
- Height adjustable- 26"(660mm)-32"(813mm) in 0.5"(13mm) increments.

To Order, Specify:

1) Product number, including:

1 Edge Option:

- J** Edgeband (Laminate)
- F** Knife (Laminate)
- K** Edgeband (Wood)
- U** Knife (Wood)

2) Laminate surface color or wood finish color.

3) Edge trim color (laminite only).

4) Base trim color.

Note: \$27.21 upcharge list for Metallic and accent trim color.

Diameter	Number	①	HPL		Wood					
			A J	F	B J	F	A K	U	B K	U
HPL										
48"(1219mm)	TZRN-4848-L	SCJG	\$4009.72	\$4538.31	\$4047.22	\$4575.81				
60"(1524mm)	TZRN-6060-L	SCJG	5837.70	6384.05	5881.68	6428.03				
Wood										
48"(1219mm)	TZRN-4848-W	SCJG					\$4819.54	\$5357.73	\$5326.11	\$5895.02

Cultivate Table

Tops

Catalog Logic

TY RA - 36 60 - L J S N

Platform: _____
 (TY) Cultivate

Top Shape: _____
 (RA) Rectangle

Depth: _____
 36 - 36"(914mm)
 42 - 42"(1067mm)

Top - No Storage Width: _____
 60 - 60"(1524mm)
 72 - 72"(1829mm)
 84 - 84"(2134mm)
 96 - 96"(2438mm)
 A8 - 108"(2743mm)
 CO - 120"(3048mm)

Top for use with Storage Width:
 1 Side 2 Side
 79 - 79"(2007mm) 98 - 98"(2489mm)
 91 - 91"(2311mm) B0 - 110"(2794mm)
 A3 - 103"(2616mm) C2 - 122"(3099mm)
 B5 - 115"(2921mm) D4 - 134"(3404mm)

Top Surface: _____
 (L) High-Pressure Laminate (HPL)
 (W) Wood

Edge: _____
 (J) - Edgeband (Laminate)
 (K) - Edgeband (Wood)

Core Type: _____
 (S) 1.18"(30mm)
 (M) 2"(51mm)


Cutout: _____
 (N) None
 (X) Center, Single-Sided 4 outlets
 (Z) Center, Single-Sided 6 outlets
 (M) Center, Double-Sided 8 outlets
 (Q) Center, Double-Sided 12 outlets

Cultivate Table

Frames

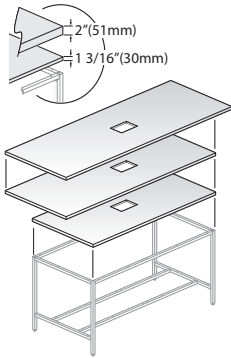
Catalog Logic

TY BA - 36 60 - N N N N G 4 A



Cultivate Table Tops

No Storage



TYRA-LJSN
TYRA-WKSN
TYRA-LJMN
TYRA-WKMN
Class CAO

Features

- Includes pre-drilled 1.18" (30mm) or 2" (51mm) thick top.
- High-Pressure Laminate (HPL) top with 3mm edgeband or wood veneer top with 3mm wood edgeband.

Specification Tips

- Tops are allowed to overhang the frame width and depth.
- 60" (1524mm), 72" (1829mm), 84" (2134mm) and 96" (2438mm) tops are flush to the frame. 108" (2743mm) and 120" (3048mm) tops will overhang the frame by 12" (305mm) on each side.
- Cutouts are optional. If specified they are factory installed.
- Each cutout requires a separately specified Flush Mount or Flip Top Double-Sided Unit power module.
- All other power options require field modification.
- These top sizes are not dimensioned for use with storage.
- Separately specified:
 - Frame
 - Horizontal and Vertical Wire Management
 - Power and Data Components
 - Accessories

To Order, Specify:

1) Product number, including:

1 Surface Option:

- L** Laminate
- W** Wood

2 Edge Option:

- J** Edgeband (Laminate)
- K** Edgeband (Wood)

3 Cutout Option:

- N** No Cutout
- X** Center, Flush Mount Power/4 ports (add **\$50.75** list)
- Z** Center, Flush Mount Power/6 ports (add **\$50.75** list)
- M** Center, Flip Top Double-Sided/8 ports (add **\$50.75** list)
- Q** Center, Flip Top Double-Sided/12 ports (add **\$50.75** list)

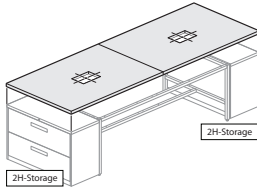
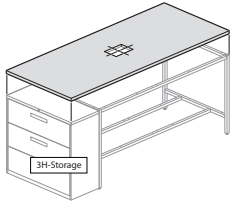
2) Laminate surface color or Wood surface color.

3) Edge trim color (laminite only).

No. of Pieces	Depth	Top Width	Pre-drilled for Frame Width	Number ①②③	HPL		Wood		
					A	B	A	B	
1.18" (30mm) Thick Top									
1	36" (914mm)	60" (1524mm)	60" (1524mm)	TYRA-3660- <input type="checkbox"/> S <input type="checkbox"/>	\$ 511.37	\$ 630.27	\$ 983.44	\$1096.68	
1		72" (1829mm)	72" (1829mm)	TYRA-3672- <input type="checkbox"/> S <input type="checkbox"/>	573.47	697.41	1070.26	1198.86	
1		84" (2134mm)	84" (2134mm)	TYRA-3684- <input type="checkbox"/> S <input type="checkbox"/>	635.57	764.55	1157.08	1301.04	
1		96" (2438mm)	96" (2438mm)	TYRA-3696- <input type="checkbox"/> S <input type="checkbox"/>	697.67	831.69	1243.90	1403.22	
1		108" (2743mm)	84" (2134mm)	TYRA-36A8- <input type="checkbox"/> S <input type="checkbox"/>	759.77	898.83	1330.72	1505.40	
1		120" (3048mm)	96" (2438mm)	TYRA-36CO- <input type="checkbox"/> S <input type="checkbox"/>	821.87	965.97	1417.54	1607.58	
1	42" (1067mm)	60" (1524mm)	60" (1524mm)	TYRA-4260- <input type="checkbox"/> S <input type="checkbox"/>	\$ 552.77	\$ 675.03	\$ 1041.32	\$ 1164.80	
1		72" (1829mm)	72" (1829mm)	TYRA-4272- <input type="checkbox"/> S <input type="checkbox"/>	635.57	764.55	1157.08	1301.04	
1		84" (2134mm)	84" (2134mm)	TYRA-4284- <input type="checkbox"/> S <input type="checkbox"/>	697.67	831.69	1243.90	1403.22	
1		96" (2438mm)	96" (2438mm)	TYRA-4296- <input type="checkbox"/> S <input type="checkbox"/>	780.47	921.21	1359.66	1539.46	
1		108" (2743mm)	84" (2134mm)	TYRA-42A8- <input type="checkbox"/> S <input type="checkbox"/>	1033.78	1179.56	1637.69	1832.85	
1		120" (3048mm)	96" (2438mm)	TYRA-42CO- <input type="checkbox"/> S <input type="checkbox"/>	1116.58	1269.08	1753.45	1969.09	
2" (51mm) Thick Top									
1	36" (914mm)	60" (1524mm)	60" (1524mm)	TYRA-3660- <input type="checkbox"/> M <input type="checkbox"/>	\$ 1148.70	\$ 1267.60	N/A	N/A	
1		72" (1829mm)	72" (1829mm)	TYRA-3672- <input type="checkbox"/> M <input type="checkbox"/>	1210.80	1334.74	N/A	N/A	
1		84" (2134mm)	84" (2134mm)	TYRA-3684- <input type="checkbox"/> M <input type="checkbox"/>	1272.90	1401.88	N/A	N/A	
1		96" (2438mm)	96" (2438mm)	TYRA-3696- <input type="checkbox"/> M <input type="checkbox"/>	1335.00	1469.02	N/A	N/A	
1		108" (2743mm)	84" (2134mm)	TYRA-36A8- <input type="checkbox"/> M <input type="checkbox"/>	1397.10	1536.16	N/A	N/A	
1		120" (3048mm)	96" (2438mm)	TYRA-36CO- <input type="checkbox"/> M <input type="checkbox"/>	1459.20	1603.30	N/A	N/A	
1	42" (1067mm)	60" (1524mm)	60" (1524mm)	TYRA-4260- <input type="checkbox"/> M <input type="checkbox"/>	\$ 1190.10	\$ 1312.36	N/A	N/A	
1		72" (1829mm)	72" (1829mm)	TYRA-4272- <input type="checkbox"/> M <input type="checkbox"/>	1272.90	1401.88	N/A	N/A	
1		84" (2134mm)	84" (2134mm)	TYRA-4284- <input type="checkbox"/> M <input type="checkbox"/>	1335.00	1469.02	N/A	N/A	
1		96" (2438mm)	96" (2438mm)	TYRA-4296- <input type="checkbox"/> M <input type="checkbox"/>	1417.80	1558.54	N/A	N/A	
1		108" (2743mm)	84" (2134mm)	TYRA-42A8- <input type="checkbox"/> M <input type="checkbox"/>	1671.11	1816.89	N/A	N/A	
1		120" (3048mm)	96" (2438mm)	TYRA-42CO- <input type="checkbox"/> M <input type="checkbox"/>	1753.91	1906.41	N/A	N/A	

Cultivate Table Tops

For use with Storage



TYRA-LJSN
TYRA-WKSN
TYRA-LJMN
TYRA-WKMN
Class CL

Features

- Includes pre-drilled 1.18"(30mm) or 2"(51mm) thick top. Two-piece top comes with attachment hardware.
- High-Pressure Laminate (HPL) top with 3mm edgeband or wood veneer top with 3mm wood edgeband.
- Table top seams on two-piece tops:
 - 1.18"(30mm) thick tops have 1mm edgeband seam
 - 2"(51mm) thick tops have a 3mm edgeband seam

Specification Tips

- Tops are allowed to overhang the frame. See Specification Guide for guidelines.
- Overhang of 19"(483mm) require storage support.
- Cutouts are optional. If specified they are factory installed.
- Each cutout requires a separately specified Flush Mounted or Flip Top Double-Sided Unit power module.
- All other power options require field modification.
- Tops are dimensioned to be used with X Series 18.75"(476mm) depth with 36"(914mm) or 42"(1067mm) width, 2H for seated height. 3H for standing height.
- Storage on 1 side has 19"(483mm) overhang and the other side is flush to frame. Storage on 2 side has 19"(483mm) overhang on each side.
- Separately specified:
 - Frame
 - Storage
 - Horizontal and Vertical Wire Management
 - Power and Data Components
 - Accessories

To Order, Specify:

1) Product number, including:

1 Surface Option:

- L** Laminate
- W** Wood

2 Edge Option:

- J** Edgeband (Laminate)
- K** Edgeband (Wood)

3 Cutout Option:

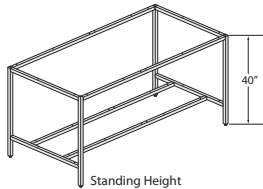
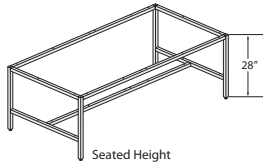
- N** No Cutout
- X** Center, Flush Mount Power/4 ports (add **\$50.75** list)
- Z** Center, Flush Mount Power/6 ports (add **\$50.75** list)
- M** Center, Flip Top Double-Sided/8 ports (add **\$50.75** list)
- Q** Center, Flip Top Double-Sided/12 ports (add **\$50.75** list)

2) Laminate surface color or Wood surface color.

3) Edge trim color (laminite only).

No. of Pieces	Depth	Top Width	Pre-drilled for			HPL		Wood	
			Frame Width	Number	1 2 3	A	B	A	B
Storage on 1 side 1.18"(30mm) Thick Top									
1	36"(914mm)	79"(2007mm)	60"(1524mm)	TYRA-3679-	S	\$ 614.87	\$ 742.17	\$ 1128.14	\$ 1266.98
1		91"(2311mm)	72"(1829mm)	TYRA-3691-	S	676.97	809.31	1214.96	1369.16
1		103"(2616mm)	84"(2134mm)	TYRA-36A3-	S	739.07	876.45	1301.78	1471.34
1		115"(2921mm)	96"(2438mm)	TYRA-36B5-	S	801.17	943.59	1388.60	1573.52
1	42"(1067mm)	79"(2007mm)	60"(1524mm)	TYRA-4279-	S	\$ 676.97	\$ 809.31	\$ 1214.96	\$ 1369.16
1		91"(2311mm)	72"(1829mm)	TYRA-4291-	S	759.77	898.83	1330.72	1505.40
1		103"(2616mm)	84"(2134mm)	TYRA-42A3-	S	821.87	965.97	1417.54	1607.58
1		115"(2921mm)	96"(2438mm)	TYRA-42B5-	S	1095.88	1246.70	1724.51	1935.03
Storage on 1 side 2"(51mm) Thick Top									
1	36"(914mm)	79"(2007mm)	60"(1524mm)	TYRA-3679-	M	\$ 1252.20	\$ 1379.50	N/A	N/A
1		91"(2311mm)	72"(1829mm)	TYRA-3691-	M	1314.30	\$ 1446.64	N/A	N/A
1		103"(2616mm)	84"(2134mm)	TYRA-36A3-	M	1376.40	1513.78	N/A	N/A
1		115"(2921mm)	96"(2438mm)	TYRA-36B5-	M	1438.50	1580.92	N/A	N/A
1	42"(1067mm)	79"(2007mm)	60"(1524mm)	TYRA-4279-	M	\$ 1314.30	\$ 1446.64	N/A	N/A
1		91"(2311mm)	72"(1829mm)	TYRA-4291-	M	1397.10	1536.16	N/A	N/A
1		103"(2616mm)	84"(2134mm)	TYRA-42A3-	M	1459.20	1603.30	N/A	N/A
1		115"(2921mm)	96"(2438mm)	TYRA-42B5-	M	1733.21	1884.03	N/A	N/A
Storage on 2 sides 1.18"(30mm) Thick Top									
1	36"(914mm)	98"(2489mm)	60"(1524mm)	TYRA-3698-	S	\$ 697.67	\$ 831.69	\$ 1243.90	\$ 1403.22
1		110"(2794mm)	72"(1829mm)	TYRA-36B0-	S	759.77	898.83	1330.72	1505.40
2		122"(3099mm)	84"(2134mm)	TYRA-36C2-	S	981.19	1125.29	1576.86	1766.90
2		134"(3404mm)	96"(2438mm)	TYRA-36D4-	S	1043.29	1192.43	1663.68	1869.08
1	42"(1067mm)	98"(2489mm)	60"(1524mm)	TYRA-4298-	S	\$ 801.17	\$ 943.59	\$ 1388.60	\$ 1573.52
1		110"(2794mm)	72"(1829mm)	TYRA-42B0-	S	1054.48	1201.94	1666.63	1866.91
2		122"(3099mm)	84"(2134mm)	TYRA-42C2-	S	1296.60	1450.78	1941.71	2162.47
2		134"(3404mm)	96"(2438mm)	TYRA-42D4-	S	1358.70	1517.92	2028.53	2264.65
Storage on 2 sides 2"(51mm) Thick Top									
1	36"(914mm)	98"(2489mm)	60"(1524mm)	TYRA-3698-	M	\$ 1335.00	\$ 1469.02	N/A	N/A
1		110"(2794mm)	72"(1829mm)	TYRA-36B0-	M	1397.10	1536.16	N/A	N/A
2		122"(3099mm)	84"(2134mm)	TYRA-36C2-	M	1929.24	2073.34	N/A	N/A
2		134"(3404mm)	96"(2438mm)	TYRA-36D4-	M	1991.34	2140.48	N/A	N/A
1	42"(1067mm)	98"(2489mm)	60"(1524mm)	TYRA-4298-	M	\$ 1438.50	\$ 1580.92	N/A	N/A
1		110"(2794mm)	72"(1829mm)	TYRA-42B0-	M	1691.81	1839.27	N/A	N/A
2		122"(3099mm)	84"(2134mm)	TYRA-42C2-	M	2244.65	2398.83	N/A	N/A
2		134"(3404mm)	96"(2438mm)	TYRA-42D4-	M	2306.75	2465.97	N/A	N/A

Cultivate Table Frames



TYBA-NNNNNG4A
TYBA-NNNNNG7A
Class CL

Features

- Includes painted metal frame with two fixed-height leg assemblies, foot rail(s), support beam and attachment hardware.
- Seated height frame is standard with one foot rail.
- Standing height frame is standard with two foot rails.
- Glide adjustment 1.18"(30mm).

Specification Tips

- Tops are allowed to overhang the frame. 18"(457mm) maximum overhang per side on width or depth is allowed. See specification Guide for guidelines.
- Separately specified:
 - Top
 - Storage
 - Horizontal and Vertical Wire Management
 - Power and Data Components
 - Accessories
- Structural frame provides a foundation for COM options, contact Tailored Solutions for feasibility.

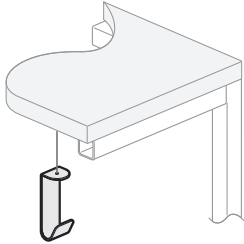
To Order, Specify:

- 1) Product number.
- 2) Frame finish.

Height	Depth	Width	Number	Trim	
				A	B
Seated Height					
28"(711mm)	36"(914mm)	60"(1524mm)	TYBA-3660-NNNNNG4A	\$ 2012.99	\$ 2077.96
		72"(1829mm)	TYBA-3672-NNNNNG4A	2129.87	2194.84
		84"(2134mm)	TYBA-3684-NNNNNG4A	2246.75	2311.72
		96"(2438mm)	TYBA-3696-NNNNNG4A	2363.63	2428.60
	42"(1067mm)	60"(1524mm)	TYBA-4260-NNNNNG4A	\$ 2061.83	\$ 2126.80
		72"(1829mm)	TYBA-4272-NNNNNG4A	2178.71	2243.68
		84"(2134mm)	TYBA-4284-NNNNNG4A	2295.59	2360.56
		96"(2438mm)	TYBA-4296-NNNNNG4A	2412.47	2477.44
Standing Height					
40"(1016mm)	36"(914mm)	60"(1524mm)	TYBA-3660-NNNNNG7A	\$2344.55	\$2409.52
		72"(1829mm)	TYBA-3672-NNNNNG7A	2461.43	2526.40
		84"(2134mm)	TYBA-3684-NNNNNG7A	2578.31	2643.28
		96"(2438mm)	TYBA-3696-NNNNNG7A	2695.19	2760.16
	42"(1067mm)	60"(1524mm)	TYBA-4260-NNNNNG7A	\$2393.39	\$2458.36
		72"(1829mm)	TYBA-4272-NNNNNG7A	2510.27	2575.24
		84"(2134mm)	TYBA-4284-NNNNNG7A	2627.15	2692.12
		96"(2438mm)	TYBA-4296-NNNNNG7A	2744.03	2809.00

Cultivate Table Accessories

Bag Hook



KUWH-0202
Class YA

Features

- Includes one hook and attachment hardware.
- Hook will swivel if plastic washers are installed.

Specification Tips

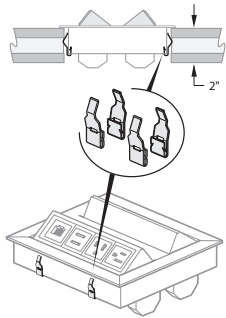
- Attaches to the bottom of the 1.18"(30mm) and 2"(51mm) thick top.
- Weight Limit 50 lbs max.

To Order, Specify:

- 1) Product number.
- 2) Trim color.

Number	Trim	
	A	B
KUWH-0202	\$65.95	\$74.62

Mounting Clip for Flip Top Unit



EUMC-0201
Class YA - GSA: Open Market

Features

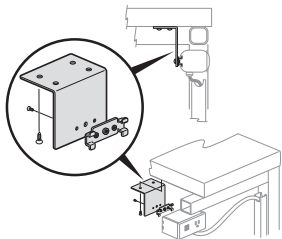
- Includes twelve brackets.
- For mounting Flip Top Unit in 2"(51mm) hollow core top.
- Four brackets required per Flip Top Unit.
- Required for Flip Top Unit on the 2"(51mm) core worksurface.

To Order, Specify:

- 1) Product number.
(No finish specification required.)

Height	Width	Number	Price
2"(51mm)	0.5"(13mm)	EUMC-0201	\$177.85

Mounting Bracket for Enhanced Power Modules



EUDB-0000
Class YA - GSA: Open Market

Features

- Includes bracket and mounting hardware.
- For use with 3, 4 or 6 port Enhanced Power Modules or 2, 3, 4 and 5 port Seamless Enhanced Power Modules.
- Available in black or white.
- Mounts to the bottom of worksurface placing face of an Enhanced Power Module below perimeter tubing.

Specification Tips

- Specify Enhanced Power Module separately.
- Requires field installation.
- Application may require approval of local authority having jurisdiction (AHJ); ensure compliance before placing orders and installation.

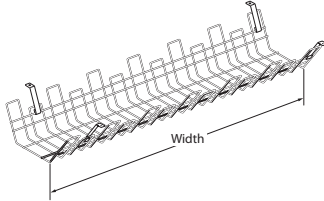
To Order, Specify:

- 1) Product number.
(No finish specification required.)

Description	Height	Width	Length	Number	Price
Black Bracket	1.75"(44mm)	2"(51mm)	3.38"(86mm)	EUDB-0000-BB	\$98.96
White Bracket				EUDB-0000-BW	\$98.96

Cultivate Table Wire Management

Wire Management Basket



TAWB
Class TA - GSA: Open Market

Features

- Includes one basket, four brackets and attachment hardware.
- Standard in black.
- Basket is 8.5"(216mm)D x 3.5"(89mm)H. With mounting hardware overall height is 4.94"(125mm) and depth is 10.82"(275mm).
- Accessible from both sides.
- Basket detaches without tools.

Specification Tips

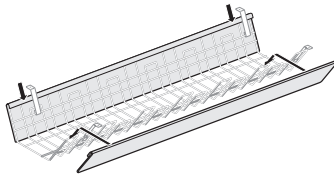
- Verify mounting clearance with table understructure.
- Separately specify covers.

To Order, Specify:

- 1) Product number.
(No finish specification required.)

Width	Number	Price
18"(457mm)	TAWB-0918	\$ 192.86
24"(610mm)	TAWB-0924	202.56
36"(914mm)	TAWB-0936	221.89

Basket Cover



TABC (Two covers shown)
Class TA - GSA: Open Market

Feature

- Includes one painted cover.

Specification Tips

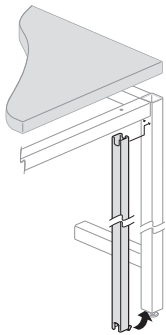
- Designed to be used with wire management basket. Up to two can be installed.
- Order to match wire management basket width.

To Order, Specify:

- 1) Product number.
 - 2) Trim color.
- Note:** \$16.90 upcharge list for Metallic and Accent trim colors.

Width	Number	Price
18"(457mm)	TABC-0918	\$ 53.26
24"(610mm)	TABC-0924	71.51
36"(914mm)	TABC-0936	107.90

Vertical Wire Channel - Leg Attached



TYVW
Class CL - GSA: Open Market

Feature

- Includes wire manager and attachment screws.

Specification Tips

- Order correct model for table height.
- Add additional Vertical Wire Channels if cord number exceeds three cords.
- Accommodates 2-3 cords/cables (depending on cable diameter) or one 0.5"(13mm) Flexible Conduit.

To Order, Specify:

- 1) Product number.
- 2) Trim color.

For Use With	Height	Width	Number	Trim	
				A	B
28" Frame	25.7"(653mm)	1.17"(30mm)	TYVW-2601-P	\$122.89	\$130.13
40" Frame	37.7"(958mm)	1.17"(30mm)	TYVW-3801-P	129.24	139.83

Immerse — Ledge Table

Rectangle – Painted Legs



THLD
Class CL

Features

- Includes one ledge top, painted understructure and foot rail, four painted metal legs, adjustable glides and hardware.
- High-Pressure Laminate (HPL) or wood veneer 0.5”(13mm) thick top with waterfall edge.
- Ledge top wood has a hardboard laminated core.
- Glides have 0.5”(13mm) height adjustment and are standard in black.
- Depth and width shown in nominal dimensions.
- Ships unassembled.

Specification Tip

- Power is not available.

To Order, Specify:

1) Product number, including:

1 Surface Type:

L Laminate

W Wood

2) Laminate or wood finish color.

3) Understructure and Foot Rail trim color. Grade B (add **\$66.82** list).

4) Trim color. Grade B (add **\$66.82** list).

Height	Depth	Width	Number ①	HPL		Wood	
				A	B	A	B
36”(914mm)	22”(559mm)	57”(1448mm)	THLD-2257- WSNBG7P	\$4281.45	\$4642.59	\$4617.45	\$4927.90

Immerse — Ledge Table

Rectangle – Wood Legs



THLD
Class CL

Features

- Includes one ledge top, painted understructure and foot rail, four solid wood legs, adjustable glides and hardware.
- High-Pressure Laminate (HPL) or wood veneer 0.5”(0mm) thick top with waterfall edge.
- Ledge top wood has a hardboard laminated core.
- Glides have 0.5”(0mm) height adjustment and are standard in black.
- Depth and width shown in nominal dimensions.
- Ships unassembled.

Specification Tips

- Power is not available.

To Order, Specify:

1) Product number, including:

1 Surface Type:

L Laminate

W Wood

2) Laminate or wood finish color.

3) Understructure and Foot Rail trim color. Grade B (add **\$66.82** list).

4) Wood leg finish.

M7-W43 Ink on Ash -
no upcharge

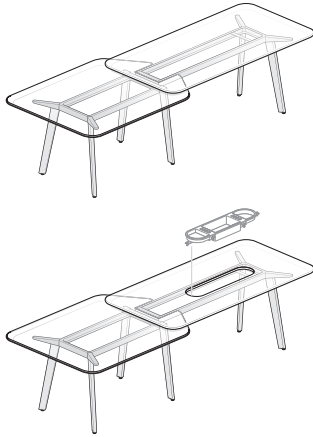
M5-W35 Clear on White Oak
(add **\$227.26** list)

M6-W35 Clear on Walnut
(add **\$686.85** list)

Height	Depth	Width	Number ①	HPL		Wood	
				A	B	A	B
36”(914mm)	22”(559mm)	57”(1448mm)	THLD-2257- ■ WSNBG7W	\$6369.28	\$6730.42	\$6705.28	\$7015.73

Immerse — Overlap Table

Rectangle/Rectangle – Painted Legs



THRR
Class CL

Features

- Includes two tops, painted understructure, six painted metal legs, adjustable glides and hardware.
- Tops: Lower top available in high-pressure laminate (HPL), solid surface and wood veneer with knife edge. Lower top not available painted. Upper top available painted, laminate, solid surface or wood veneer with knife edge.
 - Painted 1.25"(32mm) thick
 - HPL and wood veneer 1.18"(30mm)(30mm) thick
 - Solid surface 1"(25mm) thick
- Solid surface is standard in Cameo White.
- Glides have 0.5"(13mm) height adjustment and are standard in black.
- Depth and width shown in nominal dimensions.
- Ships unassembled.

Specification Tips

- Power only available in the upper top.
- Separately specified power available. Use Oblong Planter (EHPO-____).
- When cutout option (-U) is selected, the cutout is on the upper top only.
- Overlap of top and bottom surfaces is 18.5"(470mm).
- Seating capacity of 11 based upon 27"(686mm) per chair.
- Tops share one understructure and are not designed to be separated.

Lower Top Dimensions

Height	Depth	Width
29"(737mm)	60"(1524mm)	78"(1981mm)
37.5"(953mm)	60"(1524mm)	78"(1981mm)

Upper Top Dimensions

Height	Depth	Width
30.5"(775mm)	48"(1219mm)	96"(2438mm)
39"(991mm)	48"(1219mm)	96"(2438mm)

To Order, Specify:

1) Product number, including:

1 Cutout Option:

- N** No Cutout
- U** Cutout - Upper Top (add **\$197.63** list)

2) Lower surface finish/color.

3) Edge trim color (laminate only).

4) Upper surface finish/color.

5) Edge trim color (laminate only).

6) Understructure trim color.

Grade B (add **\$64.26** list).

7) Trim color. Grade B (add **\$64.26** list).

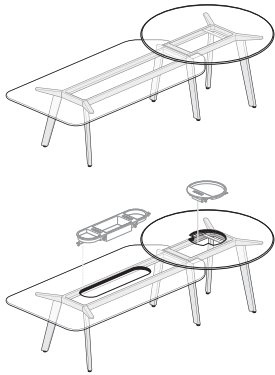
Immerse — Overlap Table

Rectangle/Rectangle – Painted Legs

Overall Width	Number	①	Upper Top HPL		Trim		Wood		Solid Surface
			A	B	A	B	A	B	
Laminate Grade A Lower Top – 29”(737mm)H									
156”(3962mm)	THRR-60F6-MFS	EGBP	N/A	N/A	\$ 13443.84	\$ 13477.58	N/A	N/A	N/A
	THRR-60F6-LFS	EGBP	\$ 10590.72	\$ 10963.27	N/A	N/A	N/A	N/A	N/A
	THRR-60F6-JFS	EGBP	N/A	N/A	N/A	N/A	N/A	N/A	\$ 30528.00
	THRR-60F6-QFS	EGBP	N/A	N/A	N/A	N/A	\$ 13386.24	\$ 14479.36	N/A
Laminate Grade A Lower Top – 37.5”(953mm)H									
156”(3962mm)	THRR-60F6-MFS	EGCP	N/A	N/A	\$ 13689.81	\$ 13723.55	N/A	N/A	N/A
	THRR-60F6-LSS	EGCP	\$ 10836.69	\$ 11209.24	N/A	N/A	N/A	N/A	N/A
	THRR-60F6-JFS	EGCP	N/A	N/A	N/A	N/A	N/A	N/A	\$ 30773.97
	THRR-60F6-QFS	EGCP	N/A	N/A	N/A	N/A	\$ 13632.21	\$ 14725.33	N/A
Laminate Grade B Lower Top – 29”(737mm)H									
156”(3962mm)	THRR-60F6-MFS	EGBP	N/A	N/A	\$ 13820.59	\$ 13854.33	N/A	N/A	N/A
	THRR-60F6-LFS	EGBP	\$ 10967.47	\$ 11340.02	N/A	N/A	N/A	N/A	N/A
	THRR-60F6-JFS	EGBP	N/A	N/A	N/A	N/A	N/A	N/A	\$ 30904.75
	THRR-60F6-QFS	EGBP	N/A	N/A	N/A	N/A	\$ 13762.99	\$ 14856.11	N/A
Laminate Grade B Lower Top – 37.5”(953mm)H									
156”(3962mm)	THRR-60F6-MFS	EGCP	N/A	N/A	\$ 14066.56	\$ 14100.30	N/A	N/A	N/A
	THRR-60F6-LSS	EGCP	\$ 11213.44	\$ 11585.99	N/A	N/A	N/A	N/A	N/A
	THRR-60F6-JFS	EGCP	N/A	N/A	N/A	N/A	N/A	N/A	\$ 31150.72
	THRR-60F6-QFS	EGCP	N/A	N/A	N/A	N/A	\$ 14008.96	\$ 15102.08	N/A
Solid Surface Lower Top – 29”(737mm)H									
156”(3962mm)	THRR-60F6-FUS	EGBP	N/A	N/A	\$ 33692.64	\$ 33726.38	N/A	N/A	N/A
	THRR-60F6-KFS	EGBP	\$ 30839.52	\$ 31212.07	N/A	N/A	N/A	N/A	N/A
	THRR-60F6-SSS	EGBP	N/A	N/A	N/A	N/A	N/A	N/A	\$ 50776.80
	THRR-60F6-EUS	EGBP	N/A	N/A	N/A	N/A	\$ 33635.04	\$ 34728.16	N/A
Solid Surface Lower Top – 37.5”(953mm)H									
156”(3962mm)	THRR-60F6-FUS	EGCP	N/A	N/A	\$ 33938.61	\$ 33972.35	N/A	N/A	N/A
	THRR-60F6-KFS	EGCP	\$ 31085.49	\$ 31458.04	N/A	N/A	N/A	N/A	N/A
	THRR-60F6-SSS	EGCP	N/A	N/A	N/A	N/A	N/A	N/A	\$ 51022.77
	THRR-60F6-EUS	EGCP	N/A	N/A	N/A	N/A	\$ 33881.01	\$ 34974.13	N/A
Wood Group A Lower Top – 29”(737mm)H									
156”(3962mm)	THRR-60F6-GUS	EGBP	N/A	N/A	\$ 16283.04	\$ 16316.78	N/A	N/A	N/A
	THRR-60F6-RFS	EGBP	\$ 13429.92	\$ 13802.47	N/A	N/A	N/A	N/A	N/A
	THRR-60F6-DUS	EGBP	N/A	N/A	N/A	N/A	N/A	N/A	\$ 33367.20
	THRR-60F6-WUS	EGBP	N/A	N/A	N/A	N/A	\$ 16225.44	\$ 17318.56	N/A
Wood Group A Lower Top – 37.5”(953mm)H									
156”(3962mm)	THRR-60F6-GUS	EGCP	N/A	N/A	\$ 16529.01	\$ 16562.75	N/A	N/A	N/A
	THRR-60F6-RFS	EGCP	\$ 13675.89	\$ 14048.44	N/A	N/A	N/A	N/A	N/A
	THRR-60F6-DUS	EGCP	N/A	N/A	N/A	N/A	N/A	N/A	\$ 33613.17
	THRR-60F6-WUS	EGCP	N/A	N/A	N/A	N/A	\$ 16471.41	\$ 17564.53	N/A
Wood Group B Lower Top – 29”(737mm)H									
156”(3962mm)	THRR-60F6-GUS	EGBP	N/A	N/A	\$ 17393.24	\$ 17426.98	N/A	N/A	N/A
	THRR-60F6-RFS	EGBP	\$ 14540.12	\$ 14912.67	N/A	N/A	N/A	N/A	N/A
	THRR-60F6-DUS	EGBP	N/A	N/A	N/A	N/A	N/A	N/A	\$ 34477.40
	THRR-60F6-WUS	EGBP	N/A	N/A	N/A	N/A	\$ 17335.64	\$ 18428.76	N/A
Wood Group B Lower Top – 37.5”(953mm)H									
156”(3962mm)	THRR-60F6-GUS	EGCP	N/A	N/A	\$ 17639.21	\$ 17672.95	N/A	N/A	N/A
	THRR-60F6-RFS	EGCP	\$ 14786.09	\$ 15158.64	N/A	N/A	N/A	N/A	N/A
	THRR-60F6-DUS	EGCP	N/A	N/A	N/A	N/A	N/A	N/A	\$ 34723.37
	THRR-60F6-WUS	EGCP	N/A	N/A	N/A	N/A	\$ 17581.61	\$ 18674.73	N/A

Immerse — Overlap Table

Rectangle/Round – Painted Legs



THRD
Class CL

Features

- Includes lower racetrack top, upper round top, painted understructure, six painted metal legs, adjustable glides and hardware.
- Tops: Rectangle lower top available painted, high-pressure laminate (HPL), solid surface and wood veneer with knife edge. Round upper top available in laminate, solid surface or wood veneer with knife edge. Round upper top not available painted.
 - Painted 1.125”(29mm) thick
 - HPL and wood veneer 1.18”(30mm)(30mm) thick
 - Solid surface 1”(25mm) thick
- Solid surface is standard in Cameo White.
- Glides have 0.5”(13mm) height adjustment and are standard in black.
- Depth and width shown in nominal dimensions.
- Ships unassembled.

Specification Tips

- Separately specified power available. Use Oblong Planter (EHPO-____) for the rectangle top and Round Planter (EHPR-____) for the round top.
- When cutout option (-L) is selected, the cutout is on the lower top, option (-P) the cutout is on the lower and upper top and option (-U) the cutout is on the upper top only.
- Overlap of top and bottom surfaces is 15.75”(400mm).
- Seating capacity of 8 based upon 27”(686mm) per chair.
- Tops share one understructure and are not designed to be separated.

To Order, Specify:

1) Product number, including:

1 Cutout Option:

- N** No Cutout
- L** Cutout - Lower Top (add **\$197.63** list)
- P** Cutout - Lower and Upper Top (add **\$395.26** list)
- U** Cutout - Upper Top (add **\$197.63** list)

2) Lower surface finish/color.

3) Edge trim color (laminate only).

4) Upper surface finish/color.

5) Edge trim color (laminate only).

6) Understructure trim color. Grade B (add **\$64.26** list).

7) Trim color. Grade B (add **\$64.26** list).

Lower Top Dimensions

Height	Depth	Width
29”(737mm)	48”(1219mm)	96”(2438mm)

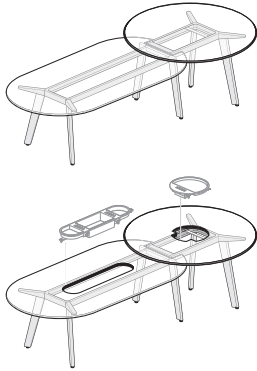
Upper Top Dimensions

Height	Diameter
30.5”(775mm)	60”(1524mm)

Overall Width	Number	①	Upper Top HPL		Wood		Solid Surface
			A	B	A	B	
Paint Grade A Lower Top							
138”(3505mm)	THRD-48D8-TFS	EGBP	\$12630.24	\$ 12943.99	N/A	N/A	N/A
	THRD-48D8-HUS	EGBP	N/A	N/A	N/A	N/A	\$28206.24
	THRD-48D8-IUS	EGBP	N/A	N/A	\$ 14814.24	\$15668.24	N/A
Paint Grade B Lower Top							
138”(3505mm)	THRD-48D8-TFS	EGBP	\$12663.98	\$ 12977.73	N/A	N/A	N/A
	THRD-48D8-HUS	EGBP	N/A	N/A	N/A	N/A	\$28239.98
	THRD-48D8-IUS	EGBP	N/A	N/A	\$14847.98	\$ 15701.98	N/A
Laminate Grade A Lower Top							
138”(3505mm)	THRD-48D8-LFS	EGBP	\$ 9777.12	\$10090.87	N/A	N/A	N/A
	THRD-48D8-JFS	EGBP	N/A	N/A	N/A	N/A	\$25353.12
	THRD-48D8-QFS	EGBP	N/A	N/A	\$ 11961.12	\$ 12815.12	N/A
Laminate Grade B Lower Top							
138”(3505mm)	THRD-48D8-LFS	EGBP	\$ 10149.67	\$ 10463.42	N/A	N/A	N/A
	THRD-48D8-JFS	EGBP	N/A	N/A	N/A	N/A	\$ 25725.67
	THRD-48D8-QFS	EGBP	N/A	N/A	\$12333.67	\$ 13187.67	N/A
Solid Surface Lower Top							
138”(3505mm)	THRD-48D8-KFS	EGBP	\$29714.40	\$30028.15	N/A	N/A	N/A
	THRD-48D8-SSS	EGBP	N/A	N/A	N/A	N/A	\$45290.40
	THRD-48D8-EUS	EGBP	N/A	N/A	\$31898.40	\$32752.40	N/A
Wood Group A Lower Top							
138”(3505mm)	THRD-48D8-RFS	EGBP	\$12572.64	\$ 12886.39	N/A	N/A	N/A
	THRD-48D8-DUS	EGBP	N/A	N/A	N/A	N/A	\$ 28148.64
	THRD-48D8-WUS	EGBP	N/A	N/A	\$14756.64	\$ 15610.64	N/A
Wood Group B Lower Top							
138”(3505mm)	THRD-48D8-RFS	EGBP	\$13665.76	\$ 13979.51	N/A	N/A	N/A
	THRD-48D8-DUS	EGBP	N/A	N/A	N/A	N/A	\$ 29241.76
	THRD-48D8-WUS	EGBP	N/A	N/A	\$15849.76	\$16703.76	N/A

Immerse — Overlap Table

Racetrack/Round – Painted Legs



THTD
Class CL

Features

- Includes lower racetrack top, upper round top, painted understructure, six painted metal legs, adjustable glides and hardware.
- Tops: Racetrack lower top available painted, high-pressure laminate (HPL), solid surface and wood veneer with knife edge. Round upper top available in laminate, solid surface or wood veneer with knife edge. Round upper top not available painted.
 - Painted 1.25”(32mm) thick
 - HPL and wood veneer 1.18”(30mm) thick
 - Solid surface 1”(25mm) thick
- Solid surface is standard in Cameo White.
- Glides have 0.5”(13mm) height adjustment and are standard in black.
- Depth and width shown in nominal dimensions.
- Ships unassembled.

Specification Tips

- Separately specified power available. Use Oblong Planter (EHPO-____) for the racetrack top and Round Planter (EHPR-____) for the round top.
- When cutout option (-L) is selected, the cutout is on the lower top, option (-P) the cutout is on the lower and upper top and option (-U) the cutout is on the upper top only.
- Overlap of top and bottom surfaces is 16.25”(413mm).
- Seating capacity of 8 based upon 27”(686mm) per chair.
- Tops share one understructure and are not designed to be separated.

To Order, Specify:

1) Product number, including:

1 Cutout Option:

- N** No Cutout
- L** Cutout - Lower Top (add **\$197.63** list)
- P** Cutout - Lower and Upper Top (add **\$395.26** list)
- U** Cutout - Upper Top (add **\$197.63** list)

2) Lower surface finish/color.

3) Edge trim color (laminate only).

4) Upper surface finish/color.

5) Edge trim color (laminate only).

6) Understructure trim color. Grade B (add **\$64.26** list).

7) Trim color. Grade B (add **\$64.26** list).

Lower Top Dimensions

Height	Depth	Width
29”(737mm)	48”(1219mm)	96”(2438mm)

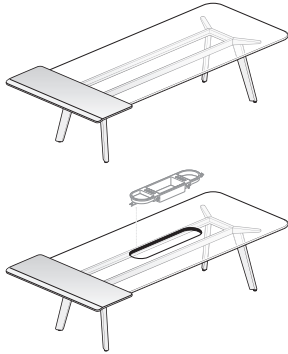
Upper Top Dimensions

Height	Diameter
30.5”(775mm)	60”(1524mm)

Overall Width	Number	①	Upper Top HPL		Wood		Solid Surface
			A	B	A	B	
Paint Grade A Lower Top							
138”(3505mm)	THTD-48D8-TFS	EGBP	\$12630.24	\$ 12943.99	N/A	N/A	N/A
	THTD-48D8-HUS	EGBP	N/A	N/A	N/A	N/A	\$28206.24
	THTD-48D8-IUS	EGBP	N/A	N/A	\$ 14814.24	\$15668.24	N/A
Paint Grade B Lower Top							
138”(3505mm)	THTD-48D8-TFS	EGBP	\$12663.98	\$ 12977.73	N/A	N/A	N/A
	THTD-48D8-HUS	EGBP	N/A	N/A	N/A	N/A	\$28239.98
	THTD-48D8-IUS	EGBP	N/A	N/A	\$14847.98	\$ 15701.98	N/A
Laminate Grade A Lower Top							
138”(3505mm)	THTD-48D8-LFS	EGBP	\$ 9777.12	\$10090.87	N/A	N/A	N/A
	THTD-48D8-JFS	EGBP	N/A	N/A	N/A	N/A	\$25353.12
	THTD-48D8-QFS	EGBP	N/A	N/A	\$ 11961.12	\$ 12815.12	N/A
Laminate Grade B Lower Top							
138”(3505mm)	THTD-48D8-LFS	EGBP	\$ 10149.67	\$ 10463.42	N/A	N/A	N/A
	THTD-48D8-JFS	EGBP	N/A	N/A	N/A	N/A	\$ 25725.67
	THTD-48D8-QFS	EGBP	N/A	N/A	\$12333.67	\$ 13187.67	N/A
Solid Surface Lower Top							
138”(3505mm)	THTD-48D8-KFS	EGBP	\$29714.40	\$30028.15	N/A	N/A	N/A
	THTD-48D8-SSS	EGBP	N/A	N/A	N/A	N/A	\$45290.40
	THTD-48D8-EUS	EGBP	N/A	N/A	\$31898.40	\$32752.40	N/A
Wood Group A Lower Top							
138”(3505mm)	THTD-48D8-RFS	EGBP	\$ 12572.64	\$ 12886.39	N/A	N/A	N/A
	THTD-48D8-DUS	EGBP	N/A	N/A	N/A	N/A	\$ 28148.64
	THTD-48D8-WUS	EGBP	N/A	N/A	\$14756.64	\$ 15610.64	N/A
Wood Group B Lower Top							
138”(3505mm)	THTD-48D8-RFS	EGBP	\$13665.76	\$ 13979.51	N/A	N/A	N/A
	THTD-48D8-DUS	EGBP	N/A	N/A	N/A	N/A	\$ 29241.76
	THTD-48D8-WUS	EGBP	N/A	N/A	\$15849.76	\$16703.76	N/A

Immerse — Overlap Table

Rectangle/Ledge – Painted Legs



THRL
Class CL

Features

- Includes one ledge upper top with 0.5”(13mm) spacer attached and one rectangle lower top, painted understructure, four painted metal legs, adjustable glides and hardware.
- Upper ledge top 0.5”(13mm) high-pressure laminate (HPL) or wood veneer with waterfall edge.
- Rectangle lower top available laminate, solid surface and wood veneer with knife edge.
 - HPL and wood veneer 1.18”(30mm)(30mm) thick
 - Solid surface 1”(25mm) thick
- Solid surface is standard in Cameo White.
- Ledge wood top is hardboard laminated core.
- Glides have 0.5”(13mm) height adjustment and are standard in black.
- Depth and width shown in nominal dimensions.
- Ships unassembled.

Specification Tips

- Separately specified power available. Use Oblong Planter (EHPO-____).
- When cutout option (-L) is selected, the cutout is on the lower top only.
- Overlap of top and bottom surfaces is 17.75”(451mm).
- Seating capacity of 9 based upon 27”(686mm) per chair.
- Tops share one understructure and are not designed to be separated.

To Order, Specify:

1) Product number, including:

1 Cutout Option:

- N** No Cutout
- L** Cutout - Lower Top (add **\$197.63** list)

2) Lower surface finish/color.

3) Edge trim color (laminate only).

4) Upper surface finish/color.

5) Understructure trim color. Grade B (add **\$64.26** list).

6) Trim color. Grade B (add **\$64.26** list).

Lower Top Dimensions

Height	Depth	Width
29”(737mm)	48”(1219mm)	120”(3048mm)

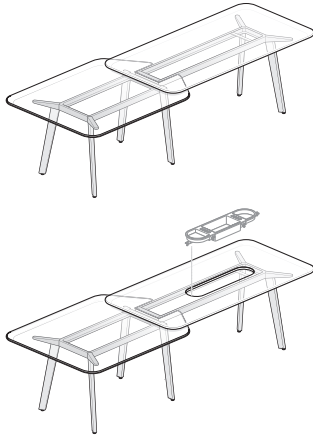
Upper Top Dimensions

Height	Depth	Width
30.5”(775mm)	57”(1448mm)	22”(559mm)

Overall Width	Number	①	Upper Top HPL		Wood	
			A	B	A	B
Laminate Grade A Lower Top						
124”(3150mm)	THRL-48C4-LFS	EGBP	\$ 8224.87	\$ 8545.25	N/A	N/A
	THRL-48C4-QFS	EGBP	N/A	N/A	\$ 8547.57	\$ 8846.47
Laminate Grade B Lower Top						
124”(3150mm)	THRL-48C4-LFS	EGBP	\$ 8664.62	\$ 8985.00	N/A	N/A
	THRL-48C4-QFS	EGBP	N/A	N/A	\$ 8987.32	\$ 9286.22
Solid Surface Lower Top						
124”(3150mm)	THRL-48C4-KFS	EGBP	\$33146.47	\$33466.85	N/A	N/A
	THRL-48C4-ESS	EGBP	N/A	N/A	\$33469.17	\$33768.07
Wood Group A Lower Top						
124”(3150mm)	THRL-48C4-RFS	EGBP	\$ 11719.27	\$ 12039.65	N/A	N/A
	THRL-48C4-WUS	EGBP	N/A	N/A	\$ 12041.97	\$ 12340.87
Wood Group B Lower Top						
124”(3150mm)	THRL-48C4-RFS	EGBP	\$13085.67	\$ 13406.05	N/A	N/A
	THRL-48C4-WUS	EGBP	N/A	N/A	\$ 13408.37	\$ 13707.27

Immerse — Overlap Table

Rectangle/Rectangle – Wood Legs



THRR
Class CL

Features

- Includes two tops, painted understructure, six solid wood legs, adjustable glides and hardware.
- Tops: Lower top available in high-pressure laminate (HPL), solid surface and wood veneer with knife edge. Lower top not available painted. Upper top available painted, laminate, solid surface or wood veneer with knife edge.
 - Painted 1.125" (29mm) thick
 - HPL and wood veneer 1.18" (30mm) thick
 - Solid surface 1" (25mm) thick
- Solid surface is standard in Cameo White.
- Glides have 0.5" (13mm) height adjustment and are standard in black.
- Depth and width shown in nominal dimensions.
- Ships unassembled.

Specification Tips

- Power only available in the upper top.
- Separately specified power available. Use Oblong Planter (EHPO-____).
- When cutout option (-U) is selected, the cutout is on the upper top only.
- Overlap of top and bottom surfaces is 18.5" (470mm).
- Seating capacity of 11 based upon 27" (686mm) per chair.
- Tops share one understructure and are not designed to be separated.

Lower Top Dimensions

Height	Depth	Width
29"(737mm)	60"(1524mm)	78"(1981mm)
37.5"(953mm)	60"(1524mm)	78"(1981mm)

Upper Top Dimensions

Height	Depth	Width
30.5"(775mm)	48"(1219mm)	96"(2438mm)
39"(991mm)	48"(1219mm)	96"(2438mm)

To Order, Specify:

1) Product number, including:

1 Cutout Option:

- N** No Cutout
- U** Cutout - Upper Top (add **\$197.63** list)

2) Lower surface finish/color.

3) Edge trim color (laminate only).

4) Upper surface finish/color.

5) Edge trim color (laminate only).

6) Understructure trim color.

Grade B (add **\$64.26** list).

7) Wood leg finish.

M7-W43 Ink on Ash - no upcharge

M5-W35 Clear on White Oak (add **\$338.33** list)

M6-W35 Clear on Walnut (add **\$1022.62** list)

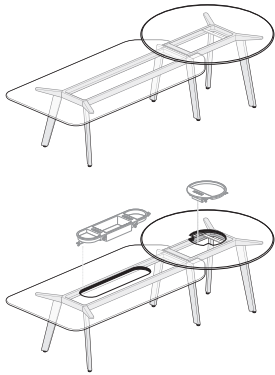
Immerse — Overlap Table

Rectangle/Rectangle – Wood Legs

Overall Width	Number	①	Upper Top HPL		Trim		Wood		Solid Surface
			A	B	A	B	A	B	
Laminate Grade A Lower Top – 29”(737mm)H									
156”(3962mm)	THRR-60F6-MFS	EGBW	N/A	N/A	\$ 19523.00	\$ 19556.74	N/A	N/A	N/A
	THRR-60F6-LFS	EGBW	\$ 16669.88	\$ 17042.43	N/A	N/A	N/A	N/A	N/A
	THRR-60F6-JFS	EGBW	N/A	N/A	N/A	N/A	N/A	N/A	\$ 36607.16
	THRR-60F6-QFS	EGBW	N/A	N/A	N/A	N/A	\$ 19465.40	\$ 20558.52	N/A
Laminate Grade A Lower Top – 37.5”(953mm)H									
156”(3962mm)	THRR-60F6-MFS	EGCW	N/A	N/A	\$ 19768.97	\$ 19802.71	N/A	N/A	N/A
	THRR-60F6-LSS	EGCW	\$ 16915.85	\$ 17288.40	N/A	N/A	N/A	N/A	N/A
	THRR-60F6-JFS	EGCW	N/A	N/A	N/A	N/A	N/A	N/A	\$ 36853.13
	THRR-60F6-QFS	EGCW	N/A	N/A	N/A	N/A	\$ 19711.37	\$ 20804.49	N/A
Laminate Grade B Lower Top – 29”(737mm)H									
156”(3962mm)	THRR-60F6-MFS	EGBW	N/A	N/A	\$ 19899.75	\$ 19933.49	N/A	N/A	N/A
	THRR-60F6-LFS	EGBW	\$ 17046.63	\$ 17419.18	N/A	N/A	N/A	N/A	N/A
	THRR-60F6-JFS	EGBW	N/A	N/A	N/A	N/A	N/A	N/A	\$ 36983.91
	THRR-60F6-QFS	EGBW	N/A	N/A	N/A	N/A	\$ 19842.15	\$ 20935.27	N/A
Laminate Grade B Lower Top – 37.5”(953mm)H									
156”(3962mm)	THRR-60F6-MFS	EGCW	N/A	N/A	\$ 20145.72	\$ 20179.46	N/A	N/A	N/A
	THRR-60F6-LSS	EGCW	\$ 17292.60	\$ 17665.15	N/A	N/A	N/A	N/A	N/A
	THRR-60F6-JFS	EGCW	N/A	N/A	N/A	N/A	N/A	N/A	\$ 37229.88
	THRR-60F6-QFS	EGCW	N/A	N/A	N/A	N/A	\$ 20088.12	\$ 21181.24	N/A
Solid Surface Lower Top – 29”(737mm)H									
156”(3962mm)	THRR-60F6-FUS	EGBW	N/A	N/A	\$ 39771.80	\$ 39805.54	N/A	N/A	N/A
	THRR-60F6-KFS	EGBW	\$ 36918.68	\$ 37291.23	N/A	N/A	N/A	N/A	N/A
	THRR-60F6-SSS	EGBW	N/A	N/A	N/A	N/A	N/A	N/A	\$ 56855.96
	THRR-60F6-EUS	EGBW	N/A	N/A	N/A	N/A	\$ 39714.20	\$ 40807.32	N/A
Solid Surface Lower Top – 37.5”(953mm)H									
156”(3962mm)	THRR-60F6-FUS	EGCW	N/A	N/A	\$ 40017.77	\$ 40051.51	N/A	N/A	N/A
	THRR-60F6-KFS	EGCW	\$ 37164.65	\$ 37537.20	N/A	N/A	N/A	N/A	N/A
	THRR-60F6-SSS	EGCW	N/A	N/A	N/A	N/A	N/A	N/A	\$ 57101.93
	THRR-60F6-EUS	EGCW	N/A	N/A	N/A	N/A	\$ 39960.17	\$ 41053.29	N/A
Wood Group A Lower Top – 29”(737mm)H									
156”(3962mm)	THRR-60F6-GUS	EGBW	N/A	N/A	\$ 22362.20	\$ 22395.94	N/A	N/A	N/A
	THRR-60F6-RFS	EGBW	\$ 19509.08	\$ 19881.63	N/A	N/A	N/A	N/A	N/A
	THRR-60F6-DUS	EGBW	N/A	N/A	N/A	N/A	N/A	N/A	\$ 39446.36
	THRR-60F6-WUS	EGBW	N/A	N/A	N/A	N/A	\$ 22304.60	\$ 23397.72	N/A
Wood Group A Lower Top – 37.5”(953mm)H									
156”(3962mm)	THRR-60F6-GUS	EGCW	N/A	N/A	\$ 22608.17	\$ 22641.91	N/A	N/A	N/A
	THRR-60F6-RFS	EGCW	\$ 19755.05	\$ 20127.60	N/A	N/A	N/A	N/A	N/A
	THRR-60F6-DUS	EGCW	N/A	N/A	N/A	N/A	N/A	N/A	\$ 39692.33
	THRR-60F6-WUS	EGCW	N/A	N/A	N/A	N/A	\$ 22550.57	\$ 23643.69	N/A
Wood Group B Lower Top – 29”(737mm)H									
156”(3962mm)	THRR-60F6-GUS	EGBW	N/A	N/A	\$ 23472.40	\$ 23506.14	N/A	N/A	N/A
	THRR-60F6-RFS	EGBW	\$ 20619.28	\$ 20991.83	N/A	N/A	N/A	N/A	N/A
	THRR-60F6-DUS	EGBW	N/A	N/A	N/A	N/A	N/A	N/A	\$ 40556.56
	THRR-60F6-WUS	EGBW	N/A	N/A	N/A	N/A	\$ 23414.80	\$ 24507.92	N/A
Wood Group B Lower Top – 37.5”(953mm)H									
156”(3962mm)	THRR-60F6-GUS	EGCW	N/A	N/A	\$ 23718.37	\$ 23752.11	N/A	N/A	N/A
	THRR-60F6-RFS	EGCW	\$ 20865.25	\$ 21237.80	N/A	N/A	N/A	N/A	N/A
	THRR-60F6-DUS	EGCW	N/A	N/A	N/A	N/A	N/A	N/A	\$ 40802.53
	THRR-60F6-WUS	EGCW	N/A	N/A	N/A	N/A	\$ 23660.77	\$ 24753.89	N/A

Immerse — Overlap Table

Rectangle/Round – Wood Legs



THRD
Class CL

Features

- Includes lower racetrack top, upper round top, painted understructure, six solid wood legs, adjustable glides and hardware.
- Tops: Rectangle lower top available painted, high-pressure laminate (HPL), solid surface and wood veneer with knife edge. Round upper top available in laminate, solid surface or wood veneer with knife edge. Round upper top not available painted.
 - Painted 1.125”(29mm) thick
 - HPL and wood veneer 1.18”(30mm)(30mm) thick
 - Solid surface 1”(25mm) thick
- Solid surface is standard in Cameo White.
- Glides have 0.5”(13mm) height adjustment and are standard in black.
- Depth and width shown in nominal dimensions.
- Ships unassembled.

Specification Tips

- Separately specified power available. Use Oblong Planter (EHPO-____) for the rectangle top and Round Planter (EHPR-____) for the round top.
- When cutout option (-L) is selected, the cutout is on the lower top, option (-P) the cutout is on the lower and upper top and option (-U) the cutout is on the upper top only.
- Overlap of top and bottom surfaces is 15.75”(400mm).
- Seating capacity of 8 based upon 27”(686mm) per chair.
- Tops share one understructure and are not designed to be separated.

Lower Top Dimensions

Height	Depth	Width
29”(737mm)	48”(1219mm)	96”(2438mm)

Upper Top Dimensions

Height	Diameter
30.5”(775mm)	60”(1524mm)

To Order, Specify:

1) Product number, including:

1 Cutout Option:

- N** No Cutout
- L** Cutout - Lower Top (add **\$197.63** list)
- P** Cutout - Lower and Upper Top (add **\$395.26** list)
- U** Cutout - Upper Top (add **\$197.63** list)

2) Lower surface finish/color.

3) Edge trim color (laminated only).

4) Upper surface finish/color.

5) Edge trim color (laminated only).

6) Understructure trim color. Grade B (add **\$64.26** list).

7) Wood leg finish.

M7-W43 Ink on Ash - no upcharge

M5-W35 Clear on White Oak (add **\$338.34** list)

M6-W35 Clear on Walnut (add **\$1022.61** list)

Overall Width	Number	①	Upper Top HPL		Wood		Solid Surface
			A	B	A	B	
Paint Grade A Lower Top							
138”(3505mm)	THRD-48D8-TFS	EGBW	\$ 18709.40	\$ 19023.15	N/A	N/A	N/A
	THRD-48D8-HUS	EGBW	N/A	N/A	N/A	N/A	\$34285.40
	THRD-48D8-IUS	EGBW	N/A	N/A	\$20893.40	\$ 21747.40	N/A
Paint Grade B Lower Top							
138”(3505mm)	THRD-48D8-TFS	EGBW	\$ 18743.14	\$ 19056.89	N/A	N/A	N/A
	THRD-48D8-HUS	EGBW	N/A	N/A	N/A	N/A	\$ 34319.14
	THRD-48D8-IUS	EGBW	N/A	N/A	\$20927.14	\$ 21781.14	N/A
Laminate Grade A Lower Top							
138”(3505mm)	THRD-48D8-LFS	EGBW	\$ 15856.28	\$ 16170.03	N/A	N/A	N/A
	THRD-48D8-JFS	EGBW	N/A	N/A	N/A	N/A	\$ 31432.28
	THRD-48D8-QFS	EGBW	N/A	N/A	\$ 18040.28	\$18894.28	N/A
Laminate Grade B Lower Top							
138”(3505mm)	THRD-48D8-LFS	EGBW	\$ 16228.83	\$ 16542.58	N/A	N/A	N/A
	THRD-48D8-JFS	EGBW	N/A	N/A	N/A	N/A	\$ 31804.83
	THRD-48D8-QFS	EGBW	N/A	N/A	\$ 18412.83	\$19266.83	N/A
Solid Surface Lower Top							
138”(3505mm)	THRD-48D8-KFS	EGBW	\$35793.56	\$ 36107.31	N/A	N/A	N/A
	THRD-48D8-SSS	EGBW	N/A	N/A	N/A	N/A	\$ 51369.56
	THRD-48D8-EUS	EGBW	N/A	N/A	\$ 37977.56	\$ 38831.56	N/A
Wood Group A Lower Top							
138”(3505mm)	THRD-48D8-RFS	EGBW	\$ 18651.80	\$ 18965.55	N/A	N/A	N/A
	THRD-48D8-DUS	EGBW	N/A	N/A	N/A	N/A	\$ 34227.80
	THRD-48D8-WUS	EGBW	N/A	N/A	\$20835.80	\$ 21689.80	N/A
Wood Group B Lower Top							
138”(3505mm)	THRD-48D8-RFS	EGBW	\$ 19744.92	\$20058.67	N/A	N/A	N/A
	THRD-48D8-DUS	EGBW	N/A	N/A	N/A	N/A	\$35320.92
	THRD-48D8-WUS	EGBW	N/A	N/A	\$ 21928.92	\$22782.92	N/A

Immerse — Overlap Table

Racetrack/Round – Wood Legs



THTD
Class CL

Features

- Includes lower racetrack top, upper round top, painted understructure, six solid wood legs, adjustable glides and hardware.
- Tops: Racetrack lower top available painted, high-pressure laminate (HPL), solid surface and wood veneer with knife edge. Round upper top available in laminate, solid surface or wood veneer with knife edge. Round upper top not available painted.
 - Painted 1.125”(29mm) thick
 - HPL and wood veneer 1.18”(30mm)(30mm) thick
 - Solid surface 1”(25mm) thick
- Solid surface is standard in Cameo White.
- Glides have 0.5”(13mm) height adjustment and are standard in black.
- Depth and width shown in nominal dimensions.
- Ships unassembled.

Specification Tips

- Separately specified power available. Use Oblong Planter (EHPO-____) for the racetrack top and Round Planter (EHPR-____) for the round top.
- When cutout option (-L) is selected, the cutout is on the lower top, option (-P) the cutout is on the lower and upper top and option (-U) the cutout is on the upper top only.
- Overlap of top and bottom surfaces is 16.25”(413mm).
- Seating capacity of 8 based upon 27”(686mm) per chair.
- Tops share one understructure and are not designed to be separated.

Lower Top Dimensions

Height	Depth	Width
29”(737mm)	48”(1219mm)	96”(2438mm)

Upper Top Dimensions

Height	Diameter
30.5”(775mm)	60”(1524mm)

To Order, Specify:

1) Product number, including:

1 Cutout Option:

- N** No Cutout
- L** Cutout - Lower Top (add **\$197.63** list)
- P** Cutout - Lower and Upper Top (add **\$395.26** list)
- U** Cutout - Upper Top (add **\$197.63** list)

2) Lower surface finish/color.

3) Edge trim color (laminated only).

4) Upper surface finish/color.

5) Edge trim color (laminated only).

6) Understructure trim color. Grade B (add **\$64.26** list).

7) Wood leg finish.

M7-W43 Ink on Ash - no upcharge

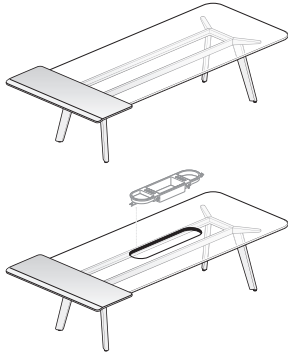
M5-W35 Clear on White Oak (add **\$338.34** list)

M6-W35 Clear on Walnut (add **\$1022.61** list)

Overall Width	Number	①	Upper Top HPL		Wood		Solid Surface
			A	B	A	B	
Paint Grade A Lower Top							
138”(3505mm)	THTD-48D8-TFS	EGBW	\$ 18709.40	\$ 19023.15	N/A	N/A	N/A
	THTD-48D8-HUS	EGBW	N/A	N/A	N/A	N/A	\$34285.40
	THTD-48D8-IUS	EGBW	N/A	N/A	\$20893.40	\$ 21747.40	N/A
Paint Grade B Lower Top							
138”(3505mm)	THTD-48D8-TFS	EGBW	\$ 18743.14	\$ 19056.89	N/A	N/A	N/A
	THTD-48D8-HUS	EGBW	N/A	N/A	N/A	N/A	\$ 34319.14
	THTD-48D8-IUS	EGBW	N/A	N/A	\$20927.14	\$ 21781.14	N/A
Laminate Grade A Lower Top							
138”(3505mm)	THTD-48D8-LFS	EGBW	\$ 15856.28	\$ 16170.03	N/A	N/A	N/A
	THTD-48D8-JFS	EGBW	N/A	N/A	N/A	N/A	\$ 31432.28
	THTD-48D8-QFS	EGBW	N/A	N/A	\$ 18040.28	\$18894.28	N/A
Laminate Grade B Lower Top							
138”(3505mm)	THTD-48D8-LFS	EGBW	\$ 16228.83	\$ 16542.58	N/A	N/A	N/A
	THTD-48D8-JFS	EGBW	N/A	N/A	N/A	N/A	\$ 31804.83
	THTD-48D8-QFS	EGBW	N/A	N/A	\$ 18412.83	\$19266.83	N/A
Solid Surface Lower Top							
138”(3505mm)	THTD-48D8-KFS	EGBW	\$35793.56	\$ 36107.31	N/A	N/A	N/A
	THTD-48D8-SSS	EGBW	N/A	N/A	N/A	N/A	\$ 51369.56
	THTD-48D8-EUS	EGBW	N/A	N/A	\$ 37977.56	\$ 38831.56	N/A
Wood Group A Lower Top							
138”(3505mm)	THTD-48D8-RFS	EGBW	\$ 18651.80	\$ 18965.55	N/A	N/A	N/A
	THTD-48D8-DUS	EGBW	N/A	N/A	N/A	N/A	\$ 34227.80
	THTD-48D8-WUS	EGBW	N/A	N/A	\$20835.80	\$ 21689.80	N/A
Wood Group B Lower Top							
138”(3505mm)	THTD-48D8-RFS	EGBW	\$ 19744.92	\$20058.67	N/A	N/A	N/A
	THTD-48D8-DUS	EGBW	N/A	N/A	N/A	N/A	\$35320.92
	THTD-48D8-WUS	EGBW	N/A	N/A	\$ 21928.92	\$22782.92	N/A

Immerse — Overlap Table

Rectangle/Ledge – Wood Legs



THRL
Class CL

Features

- Includes one ledge upper top with 0.5”(13mm) spacer attached and one rectangle lower top, painted understructure, four solid wood legs, adjustable glides and hardware.
- Upper ledge top 0.5”(13mm) laminate or wood veneer with waterfall edge.
- Rectangle lower top available high-pressure laminate (HPL), solid surface and wood veneer with knife edge.
 - HPL and wood veneer 1.18”(30mm)(30mm) thick
 - Solid surface 1”(25mm) thick
- Solid surface is standard in Cameo White.
- Ledge wood top is hardboard laminated core.
- Glides have 0.5”(13mm) height adjustment and are standard in black.
- Depth and width shown in nominal dimensions.
- Ships unassembled.

Specification Tips

- Separately specified power available. Use Oblong Planter (EHPO-____).
- When cutout option (-L) is selected, the cutout is on the lower top only.
- Overlap of top and bottom surfaces is 17.75”(451mm).
- Seating capacity of 9 based upon 27”(686mm) per chair.
- Tops share one understructure and are not designed to be separated.

To Order, Specify:

1) Product number, including:

1 Cutout Option:

- N** No Cutout
- L** Cutout - Lower Top (add **\$197.63** list)

2) Lower surface finish/color.

3) Edge trim color (laminate only).

4) Upper surface finish/color.

5) Understructure trim color. Grade B (add **\$64.26** list).

6) Wood leg finish.

- M7-W43 Ink on Ash - no upcharge
- M5-W35 Clear on White Oak (add **\$218.50** list)
- M6-W35 Clear on Walnut (add **\$660.41** list)

Lower Top Dimensions

29”(737mm) 48”(1219mm) 120”(3048mm)

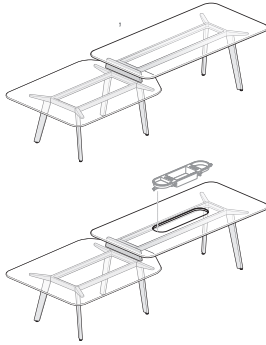
Upper Top Dimensions

Height	Depth	Width
30.5”(775mm)	57”(1448mm)	22”(559mm)

Overall Width	Number	1	Upper Top HPL		Wood	
			A	B	A	B
Laminate Grade A Lower Top						
124”(3150mm)	THRL-48C4-LFS	EGBW	\$ 12161.44	\$ 12481.82	N/A	N/A
	THRL-48C4-QFS	EGBW	N/A	N/A	\$ 12484.14	\$ 12783.04
Laminate Grade B Lower Top						
124”(3150mm)	THRL-48C4-LFS	EGBW	\$ 12601.19	\$ 12921.57	N/A	N/A
	THRL-48C4-QFS	EGBW	N/A	N/A	\$ 12923.89	\$ 13222.79
Solid Surface Lower Top						
124”(3150mm)	THRL-48C4-KFS	EGBW	\$37083.04	\$37403.42	N/A	N/A
	THRL-48C4-ESS	EGBW	N/A	N/A	\$37405.74	\$37704.64
Wood Group A Lower Top						
124”(3150mm)	THRL-48C4-RFS	EGBW	\$ 15655.84	\$ 15976.22	N/A	N/A
	THRL-48C4-WUS	EGBW	N/A	N/A	\$ 15978.54	\$ 16277.44
Wood Group B Lower Top						
124”(3150mm)	THRL-48C4-RFS	EGBW	\$ 17022.24	\$ 17342.62	N/A	N/A
	THRL-48C4-WUS	EGBW	N/A	N/A	\$ 17344.94	\$ 17643.84

Immerse — Shift Table

Rectangle/Rectangle – Painted Legs



THRR
Class CL

Features

- Includes two tops, 7"(178mm)H stack spacer, painted understructure, six painted metal legs, adjustable glides and hardware.
- Tops: Lower top available in high-pressure laminate (HPL), solid surface and wood veneer with knife edge. Upper top available painted, laminate, solid surface or wood veneer with knife edge.
 - Painted 1.125"(29mm) thick
 - HPL and wood veneer 1.18"(30mm) thick
 - Solid surface 1"(25mm) thick
- Solid surface is standard in Cameo White.
- Stack spacer is painted MDF.
- Glides have 0.5"(13mm) height adjustment and are standard in black.
- Depth and width shown in nominal dimensions.
- Ships unassembled.

Specification Tips

- Separately specified power available. Use Oblong Planter (EHPO-____).
- When cutout option (-U) is selected, cutout is on the upper top only. Lower top not available with cutout.
- Overlap of top and bottom surfaces is 18.5"(470mm).
- Seating capacity of 11 based upon 27"(686mm) per chair.
- Tops share one understructure and are not designed to be separated.

To Order, Specify:

- 1) Product number, including:
 - 1 Cutout Option:**
 - N** No Cutout
 - U** Cutout - Upper Top (add **\$197.63** list)
- 2) Lower surface finish/color.
- 3) Edge trim color (laminate only).
- 4) Upper surface finish/color.
- 5) Edge trim color (laminate only).
- 6) Understructure trim color. Grade B (add **\$64.26** list).
- 7) Trim color. Grade B (add **\$64.26** list).
- 8) Stack spacer color.

Lower Top Dimensions

Height	Depth	Width
29"(737mm)	60"(1524mm)	78"(1981mm)

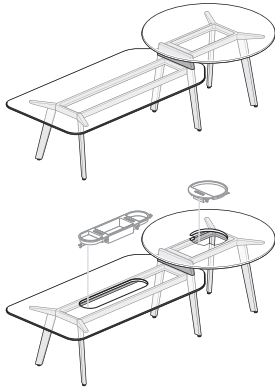
Upper Top Dimensions

Height	Depth	Width
36"(914mm)	48"(1219mm)	96"(2438mm)

Overall Width	Number	①	Upper Top HPL		Trim		Wood		Solid Surface
			A	B	A	B	A	B	
Laminate Grade A Lower Top									
156"(3962mm)	THRR-60F6-MFS	DGAP	N/A	N/A	\$ 13975.56	\$14009.30	N/A	N/A	N/A
	THRR-60F6-LFS	DGAP	\$ 11122.44	\$ 11494.99	N/A	N/A	N/A	N/A	N/A
	THRR-60F6-JFS	DGAP	N/A	N/A	N/A	N/A	N/A	N/A	\$ 31059.72
	THRR-60F6-QFS	DGAP	N/A	N/A	N/A	N/A	\$ 13917.96	\$ 15011.08	N/A
Laminate Grade B Lower Top									
156"(3962mm)	THRR-60F6-MFS	DGAP	N/A	N/A	\$ 14352.31	\$ 14386.05	N/A	N/A	N/A
	THRR-60F6-LFS	DGAP	\$ 11499.19	\$ 11871.74	N/A	N/A	N/A	N/A	N/A
	THRR-60F6-JFS	DGAP	N/A	N/A	N/A	N/A	N/A	N/A	\$ 31436.47
	THRR-60F6-QFS	DGAP	N/A	N/A	N/A	N/A	\$ 14294.71	\$ 15387.83	N/A
Solid Surface Lower Top									
156"(3962mm)	THRR-60F6-FUS	DGAP	N/A	N/A	\$ 34224.36	\$ 34258.10	N/A	N/A	N/A
	THRR-60F6-KFS	DGAP	\$ 31371.24	\$ 31743.79	N/A	N/A	N/A	N/A	N/A
	THRR-60F6-SSS	DGAP	N/A	N/A	N/A	N/A	N/A	N/A	\$ 51308.52
	THRR-60F6-EUS	DGAP	N/A	N/A	N/A	N/A	\$ 34166.76	\$ 35259.88	N/A
Wood Group A Lower Top									
156"(3962mm)	THRR-60F6-GUS	DGAP	N/A	N/A	\$ 16814.76	\$ 16848.50	N/A	N/A	N/A
	THRR-60F6-RFS	DGAP	\$ 13961.64	\$ 14334.19	N/A	N/A	N/A	N/A	N/A
	THRR-60F6-DUS	DGAP	N/A	N/A	N/A	N/A	N/A	N/A	\$ 33898.92
	THRR-60F6-WUS	DGAP	N/A	N/A	N/A	N/A	\$ 16757.16	\$ 17850.28	N/A
Wood Group B Lower Top									
156"(3962mm)	THRR-60F6-GUS	DGAP	N/A	N/A	\$ 17924.96	\$ 17958.70	N/A	N/A	N/A
	THRR-60F6-RFS	DGAP	\$ 15071.84	\$ 15444.39	N/A	N/A	N/A	N/A	N/A
	THRR-60F6-DUS	DGAP	N/A	N/A	N/A	N/A	N/A	N/A	\$ 35009.12
	THRR-60F6-WUS	DGAP	N/A	N/A	N/A	N/A	\$ 17867.36	\$ 18960.48	N/A

Immerse — Shift Table

Rectangle/Round – Painted Legs



THRD
Class CL

Features

- Includes rectangle lower top and round upper top, 7”(178mm)H stack spacer, painted understructure, six painted metal legs, adjustable glides and hardware.
- Tops: Rectangle lower top available painted, high-pressure laminate (HPL), solid surface and wood veneer with knife edge. Round upper top available in laminate, solid surface or wood veneer with knife edge. Round upper top not available painted.
 - Painted 1.125”(29mm) thick
 - HPL and wood veneer 1.18”(30mm) thick
 - Solid surface 1”(25mm) thick
- Solid surface is standard in Cameo White.
- Stack spacer is painted MDF.
- Glides have 0.5”(13mm) height adjustment and are standard in black.
- Depth and width shown in nominal dimensions.
- Ships unassembled.

Specification Tips

- Separately specified power available. Use Oblong Planter (EHPO-____) for the rectangle top and Round Planter (EHPR-____) for the round top.
- When cutout option (-L) is selected, the cutout is on the lower top, option (-P) the cutout is on the lower and upper top and option (-U) the cutout is on the upper top only.
- Overlap of top and bottom surfaces is 15.75”(400mm).
- Seating capacity of 8 based upon 27”(686mm) per chair.
- Tops share one understructure and are not designed to be separated.

To Order, Specify:

1) Product number, including:

1 Cutout Option:

- N** No Cutout
- L** Cutout - Lower Top (add **\$197.63** list)
- P** Cutout - Lower and Upper Top (add **\$395.26** list)
- U** Cutout - Upper Top (add **\$197.63** list)

2) Lower surface finish/color.

3) Edge trim color (laminated only).

4) Upper surface finish/color.

5) Edge trim color (laminated only).

6) Understructure trim color. Grade B (add **\$64.26** list).

7) Trim color. Grade B (add **\$64.26** list).

8) Stack spacer color.

Lower Top Dimensions

Height	Depth	Width
29”(737mm)	48”(1219mm)	96”(2438mm)

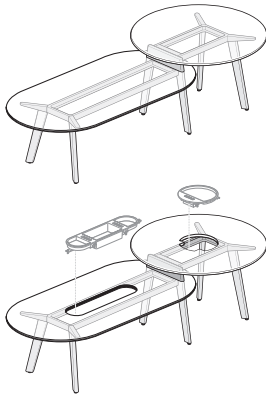
Upper Top Dimensions

Height	Diameter
36”(914mm)	60”(1524mm)

Overall Width	Number	①	Upper Top HPL		Wood		Solid Surface
			A	B	A	B	
Paint Grade A Lower Top							
138”(3505mm)	THRD-48D8-TFS	DGAP	\$ 13161.96	\$ 13475.71	N/A	N/A	N/A
	THRD-48D8-HUS	DGAP	N/A	N/A	N/A	N/A	\$ 28737.96
	THRD-48D8-IUS	DGAP	N/A	N/A	\$ 15345.96	\$ 16199.96	N/A
Paint Grade B Lower Top							
138”(3505mm)	THRD-48D8-TFS	DGAP	\$ 13195.70	\$ 13509.45	N/A	N/A	N/A
	THRD-48D8-HUS	DGAP	N/A	N/A	N/A	N/A	\$ 28771.70
	THRD-48D8-IUS	DGAP	N/A	N/A	\$ 15379.70	\$ 16233.70	N/A
Laminate Grade A Lower Top							
138”(3505mm)	THRD-48D8-LFS	DGAP	\$ 10308.84	\$ 10622.59	N/A	N/A	N/A
	THRD-48D8-JFS	DGAP	N/A	N/A	N/A	N/A	\$ 25884.84
	THRD-48D8-QFS	DGAP	N/A	N/A	\$ 12492.84	\$ 13346.84	N/A
Laminate Grade B Lower Top							
138”(3505mm)	THRD-48D8-LFS	DGAP	\$ 10681.39	\$ 10995.14	N/A	N/A	N/A
	THRD-48D8-JFS	DGAP	N/A	N/A	N/A	N/A	\$ 26257.39
	THRD-48D8-QFS	DGAP	N/A	N/A	\$ 12865.39	\$ 13719.39	N/A
Solid Surface Lower Top							
138”(3505mm)	THRD-48D8-KFS	DGAP	\$ 30246.12	\$ 30559.87	N/A	N/A	N/A
	THRD-48D8-SSS	DGAP	N/A	N/A	N/A	N/A	\$ 45822.12
	THRD-48D8-EUS	DGAP	N/A	N/A	\$ 32430.12	\$ 33284.12	N/A
Wood Group A Lower Top							
138”(3505mm)	THRD-48D8-RFS	DGAP	\$ 13104.36	\$ 13418.11	N/A	N/A	N/A
	THRD-48D8-DUS	DGAP	N/A	N/A	N/A	N/A	\$ 28680.36
	THRD-48D8-WUS	DGAP	N/A	N/A	\$ 15288.36	\$ 16142.36	N/A
Wood Group B Lower Top							
138”(3505mm)	THRD-48D8-RFS	DGAP	\$ 14197.48	\$ 14511.23	N/A	N/A	N/A
	THRD-48D8-DUS	DGAP	N/A	N/A	N/A	N/A	\$ 29773.48
	THRD-48D8-WUS	DGAP	N/A	N/A	\$ 16381.48	\$ 17235.48	N/A

Immerse — Shift Table

Racetrack/Round – Painted Legs



THTD
Class CL

Features

- Includes racetrack lower top and round upper top, 7" (178mm) H stack spacer, painted understructure, six painted metal legs, adjustable glides and hardware.
- Tops: Racetrack lower top available painted, high-pressure laminate (HPL) solid surface and wood veneer with knife edge. Round upper top available in laminate, solid surface or wood veneer with knife edge. Round upper top not available painted.
 - Painted 1.125" (29mm) thick
 - HPL and wood veneer 1.18" (30mm) thick
 - Solid surface 1" (25mm) thick
- Solid surface is standard in Cameo White.
- Stack spacer is painted MDF.
- Glides have 0.5" (13mm) height adjustment and are standard in black.
- Depth and width shown in nominal dimensions.
- Ships unassembled.

Specification Tips

- Separately specified power available. Use Oblong Planter (EHPO-____) for the racetrack top and Round Planter (EHPR-____) for the round top.
- When cutout option (-L) is selected, the cutout is on the lower top, option (-P) the cutout is on the lower and upper top and option (-U) the cutout is on the upper top only.
- Overlap of top and bottom surfaces is 17.75" (451mm).
- Seating capacity of 8 based upon 27" (686mm) per chair.
- Tops share one understructure and are not designed to be separated.

To Order, Specify:

1) Product number, including:

1 Cutout Option:

- N** No Cutout
- L** Cutout - Lower Top (add **\$197.63** list)
- P** Cutout - Lower and Upper Top (add **\$395.26** list)
- U** Cutout - Upper Top (add **\$197.63** list)

2) Lower surface finish/color.

3) Edge trim color (laminate only).

4) Upper surface finish/color.

5) Edge trim color (laminate only).

6) Understructure trim color. Grade B (add **\$64.26** list).

7) Trim color. Grade B (add **\$64.26** list).

8) Stack spacer color.

Lower Top Dimensions

Height	Depth	Width
29" (737mm)	48" (1219mm)	96" (2438mm)

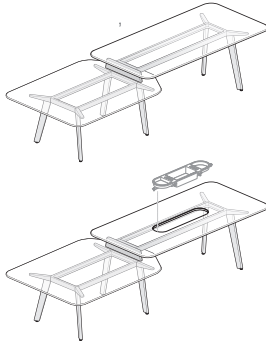
Upper Top Dimensions

Height	Diameter
36" (914mm)	60" (1524mm)

Overall Width	Number	①	Upper Top HPL		Wood		Solid Surface
			A	B	A	B	
Paint Grade A Lower Top							
138" (3505mm)	THTD-48D8-TFS	DGAP	\$ 13161.96	\$ 13475.71	N/A	N/A	N/A
	THTD-48D8-HUS	DGAP	N/A	N/A	N/A	N/A	\$ 28737.96
	THTD-48D8-IUS	DGAP	N/A	N/A	\$ 15345.96	\$ 16199.96	N/A
Paint Grade B Lower Top							
138" (3505mm)	THTD-48D8-TFS	DGAP	\$ 13195.70	\$ 13509.45	N/A	N/A	N/A
	THTD-48D8-HUS	DGAP	N/A	N/A	N/A	N/A	\$ 28771.70
	THTD-48D8-IUS	DGAP	N/A	N/A	\$ 15379.70	\$ 16233.70	N/A
Laminate Grade A Lower Top							
138" (3505mm)	THTD-48D8-LFS	DGAP	\$ 10308.84	\$ 10622.59	N/A	N/A	N/A
	THTD-48D8-JFS	DGAP	N/A	N/A	N/A	N/A	\$ 25884.84
	THTD-48D8-QFS	DGAP	N/A	N/A	\$ 12492.84	\$ 13346.84	N/A
Laminate Grade B Lower Top							
138" (3505mm)	THTD-48D8-LFS	DGAP	\$ 10681.39	\$ 10995.14	N/A	N/A	N/A
	THTD-48D8-JFS	DGAP	N/A	N/A	N/A	N/A	\$ 26257.39
	THTD-48D8-QFS	DGAP	N/A	N/A	\$ 12865.39	\$ 13719.39	N/A
Solid Surface Lower Top							
138" (3505mm)	THTD-48D8-KFS	DGAP	\$ 30246.12	\$ 30559.87	N/A	N/A	N/A
	THTD-48D8-SSS	DGAP	N/A	N/A	N/A	N/A	\$ 45822.12
	THTD-48D8-EUS	DGAP	N/A	N/A	\$ 32430.12	\$ 33284.12	N/A
Wood Group A Lower Top							
138" (3505mm)	THTD-48D8-RFS	DGAP	\$ 13104.36	\$ 13418.11	N/A	N/A	N/A
	THTD-48D8-DUS	DGAP	N/A	N/A	N/A	N/A	\$ 28680.36
	THTD-48D8-WUS	DGAP	N/A	N/A	\$ 15288.36	\$ 16142.36	N/A
Wood Group B Lower Top							
138" (3505mm)	THTD-48D8-RFS	DGAP	\$ 14197.48	\$ 14511.23	N/A	N/A	N/A
	THTD-48D8-DUS	DGAP	N/A	N/A	N/A	N/A	\$ 29773.48
	THTD-48D8-WUS	DGAP	N/A	N/A	\$ 16381.48	\$ 17235.48	N/A

Immerse — Shift Table

Rectangle/Rectangle – Wood Legs



THRR
Class CL

Features

- Includes two tops, 7"(178mm)H stack spacer, painted understructure, six solid wood legs, adjustable glides and hardware.
- Tops: Lower top available in high-pressure laminate (HPL), solid surface and wood veneer with knife edge. Upper top available painted, laminate, solid surface or wood veneer with knife edge.
 - Painted 1.125"(29mm) thick
 - HPL and wood veneer 1.18"(30mm) thick
 - Solid surface 1"(25mm) thick
- Solid surface is standard in Cameo White.
- Stack spacer is painted MDF.
- Glides have 0.5"(13mm) height adjustment and are standard in black.
- Depth and width shown in nominal dimensions.
- Ships unassembled.

Specification Tips

- Separately specified power available. Use Oblong Planter (EHPO-____).
- When cutout option (-U) is selected, cutout is on the upper top only. Lower top not available with cutout.
- Overlap of top and bottom surfaces is 18.5"(470mm).
- Seating capacity of 11 based upon 27"(686mm) per chair.
- Tops share one understructure and are not designed to be separated.

Lower Top Dimensions

Height	Depth	Width
29"(737mm)	60"(1524mm)	78"(1981mm)

Upper Top Dimensions

Height	Depth	Width
36"(914mm)	48"(1219mm)	96"(2438mm)

To Order, Specify:

1) Product number, including:

1 Cutout Option:

- N** No Cutout
- U** Cutout - Upper Top (add **\$197.63** list)

2) Lower surface finish/color.

3) Edge trim color (laminate only).

4) Upper surface finish/color.

5) Edge trim color (laminate only).

6) Understructure trim color. Grade B (add **\$64.26** list).

7) Wood leg finish.

M7-W43 Ink on Ash - no upcharge

M5-W35 Clear on White Oak (add **\$338.34** list)

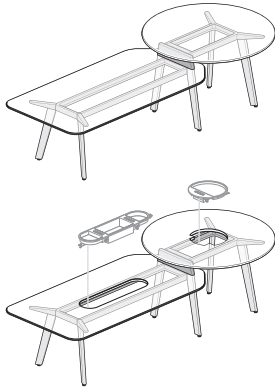
M6-W35 Clear on Walnut (add **\$1022.61** list)

8) Stack spacer color.

Overall Width	Number	①	Upper Top HPL		Trim		Wood		Solid Surface
			A	B	A	B	A	B	
Laminate Grade A Lower Top									
156"(3962mm)	THRR-60F6-MFS	DGAW	N/A	N/A	\$20607.51	\$ 20641.25	N/A	N/A	N/A
	THRR-60F6-LFS	DGAW	\$ 17754.39	\$ 18126.94	N/A	N/A	N/A	N/A	N/A
	THRR-60F6-JFS	DGAW	N/A	N/A	N/A	N/A	N/A	N/A	\$ 37691.67
	THRR-60F6-QFS	DGAW	N/A	N/A	N/A	N/A	\$20549.91	\$ 21643.03	N/A
Laminate Grade B Lower Top									
156"(3962mm)	THRR-60F6-MFS	DGAW	N/A	N/A	\$20984.26	\$ 21018.00	N/A	N/A	N/A
	THRR-60F6-LFS	DGAW	\$ 18131.14	\$ 18503.69	N/A	N/A	N/A	N/A	N/A
	THRR-60F6-JFS	DGAW	N/A	N/A	N/A	N/A	N/A	N/A	\$38068.42
	THRR-60F6-QFS	DGAW	N/A	N/A	N/A	N/A	\$20926.66	\$ 22019.78	N/A
Solid Surface Lower Top									
156"(3962mm)	THRR-60F6-FUS	DGAW	N/A	N/A	\$40856.31	\$40890.05	N/A	N/A	N/A
	THRR-60F6-KFS	DGAW	\$38003.19	\$ 38375.74	N/A	N/A	N/A	N/A	N/A
	THRR-60F6-SSS	DGAW	N/A	N/A	N/A	N/A	N/A	N/A	\$ 57940.47
	THRR-60F6-EUS	DGAW	N/A	N/A	N/A	N/A	\$40798.71	\$ 41891.83	N/A
Wood Group A Lower Top									
156"(3962mm)	THRR-60F6-GUS	DGAW	N/A	N/A	\$23446.71	\$23480.45	N/A	N/A	N/A
	THRR-60F6-RFS	DGAW	\$20593.59	\$20966.14	N/A	N/A	N/A	N/A	N/A
	THRR-60F6-DUS	DGAW	N/A	N/A	N/A	N/A	N/A	N/A	\$40530.87
	THRR-60F6-WUS	DGAW	N/A	N/A	N/A	N/A	\$23389.11	\$24482.23	N/A
Wood Group B Lower Top									
156"(3962mm)	THRR-60F6-GUS	DGAW	N/A	N/A	\$24556.91	\$24590.65	N/A	N/A	N/A
	THRR-60F6-RFS	DGAW	\$ 21703.79	\$ 22076.34	N/A	N/A	N/A	N/A	N/A
	THRR-60F6-DUS	DGAW	N/A	N/A	N/A	N/A	N/A	N/A	\$ 41641.07
	THRR-60F6-WUS	DGAW	N/A	N/A	N/A	N/A	\$24499.31	\$25592.43	N/A

Immerse — Shift Table

Rectangle/Round – Wood Legs



THRD
Class CL

Features

- Includes rectangle lower top and round upper top, 7”(178mm)H stack spacer, painted understructure, six solid wood legs, adjustable glides and hardware.
- Tops: Rectangle lower top available painted, high-pressure laminate (HPL), solid surface and wood veneer with knife edge. Round upper top available in laminate, solid surface or wood veneer with knife edge. Round upper top not available painted.
 - Painted 1.125”(29mm) thick
 - HPL and wood veneer 1.18”(30mm) thick
 - Solid surface 1”(25mm) thick
- Solid surface is standard in Cameo White.
- Stack spacer is painted MDF.
- Glides have 0.5”(13mm) height adjustment and are standard in black.
- Depth and width shown in nominal dimensions.
- Ships unassembled.

Specification Tips

- Separately specified power available. Use Oblong Planter (EHPO-____) for the rectangle top and Round Planter (EHPR-____) for the round top.
- When cutout option (-L) is selected, the cutout is on the lower top, option (-P) the cutout is on the lower and upper top and option (-U) the cutout is on the upper top only.
- Overlap of top and bottom surfaces is 15.75”(400mm).
- Seating capacity of 8 based upon 27”(686mm) per chair.
- Tops share one understructure and are not designed to be separated.

Lower Top Dimensions

Height	Depth	Width
29”(737mm)	48”(1219mm)	96”(2438mm)

Upper Top Dimensions

Height	Diameter
36”(914mm)	60”(1524mm)

To Order, Specify:

1) Product number, including:

1 Cutout Option:

- N** No Cutout
- L** Cutout - Lower Top (add **\$197.63** list)
- P** Cutout - Lower and Upper Top (add **\$395.26** list)
- U** Cutout - Upper Top (add **\$197.63** list)

2) Lower surface finish/color.

3) Edge trim color (laminate only).

4) Upper surface finish/color.

5) Edge trim color (laminate only).

6) Understructure trim color.
Grade B (add **\$64.26** list).

7) Wood leg finish.

M7-W43 Ink on Ash -
no upcharge

M5-W35 Clear on White Oak
(add **\$338.34** list)

M6-W35 Clear on Walnut
(add **\$1022.61** list)

8) Stack spacer color.

Overall Width	Number	①	Upper Top HPL		Wood		Solid Surface
			A	B	A	B	
Paint Grade A Lower Top							
138”(3505mm)	THRD-48D8-TFS	DGAW	\$ 19793.91	\$ 20107.66	N/A	N/A	N/A
	THRD-48D8-HUS	DGAW	N/A	N/A	N/A	N/A	\$ 35369.91
	THRD-48D8-IUS	DGAW	N/A	N/A	\$ 21977.91	\$ 22831.91	N/A
Paint Grade B Lower Top							
138”(3505mm)	THRD-48D8-TFS	DGAW	\$ 19827.65	\$ 20141.40	N/A	N/A	N/A
	THRD-48D8-HUS	DGAW	N/A	N/A	N/A	N/A	\$ 35403.65
	THRD-48D8-IUS	DGAW	N/A	N/A	\$ 22011.65	\$ 22865.65	N/A
Laminate Grade A Lower Top							
138”(3505mm)	THRD-48D8-LFS	DGAW	\$ 16940.79	\$ 17254.54	N/A	N/A	N/A
	THRD-48D8-JFS	DGAW	N/A	N/A	N/A	N/A	\$ 32516.79
	THRD-48D8-QFS	DGAW	N/A	N/A	\$ 19124.79	\$ 19978.79	N/A
Laminate Grade B Lower Top							
138”(3505mm)	THRD-48D8-LFS	DGAW	\$ 17313.34	\$ 17627.09	N/A	N/A	N/A
	THRD-48D8-JFS	DGAW	N/A	N/A	N/A	N/A	\$ 32889.34
	THRD-48D8-QFS	DGAW	N/A	N/A	\$ 19497.34	\$ 20351.34	N/A
Solid Surface Lower Top							
138”(3505mm)	THRD-48D8-KFS	DGAW	\$ 36878.07	\$ 37191.82	N/A	N/A	N/A
	THRD-48D8-SSS	DGAW	N/A	N/A	N/A	N/A	\$ 52454.07
	THRD-48D8-EUS	DGAW	N/A	N/A	\$ 39062.07	\$ 39916.07	N/A
Wood Group A Lower Top							
138”(3505mm)	THRD-48D8-RFS	DGAW	\$ 19736.31	\$ 20050.06	N/A	N/A	N/A
	THRD-48D8-DUS	DGAW	N/A	N/A	N/A	N/A	\$ 35312.31
	THRD-48D8-WUS	DGAW	N/A	N/A	\$ 21920.31	\$ 22774.31	N/A
Wood Group B Lower Top							
138”(3505mm)	THRD-48D8-RFS	DGAW	\$ 20829.43	\$ 21143.18	N/A	N/A	N/A
	THRD-48D8-DUS	DGAW	N/A	N/A	N/A	N/A	\$ 36405.43
	THRD-48D8-WUS	DGAW	N/A	N/A	\$ 23013.43	\$ 23867.43	N/A

Immerse — Shift Table

Racetrack/Round – Wood Legs



THTD
Class CL

Features

- Includes racetrack lower top and round upper top, 7"(178mm)H stack spacer, painted understructure, six solid wood legs, adjustable glides and hardware.
- Tops: Racetrack lower top available painted, high-pressure laminate (HPL), solid surface and wood veneer with knife edge. Round upper top available in laminate, solid surface or wood veneer with knife edge. Round upper top not available painted.
 - Painted 1.125"(29mm) thick
 - HPL and wood veneer 1.18"(30mm) thick
 - Solid surface 1"(25mm) thick
- Solid surface is standard in Cameo White.
- Stack spacer is painted MDF.
- Glides have 0.5"(13mm) height adjustment and are standard in black.
- Depth and width shown in nominal dimensions.
- Ships unassembled.

Specification Tips

- Separately specified power available. Use Oblong Planter (EHPO-____) for the racetrack top and Round Planter (EHPR-____) for the round top.
- When cutout option (-L) is selected, the cutout is on the lower top, option (-P) the cutout is on the lower and upper top and option (-U) the cutout is on the upper top only.
- Overlap of top and bottom surfaces is 17.75"(451mm).
- Seating capacity of 8 based upon 27"(686mm) per chair.
- Tops share one understructure and are not designed to be separated.

Lower Top Dimensions

Height	Depth	Width
29"(737mm)	48"(1219mm)	96"(2438mm)

Upper Top Dimensions

Height	Diameter
36"(914mm)	60"(1524mm)

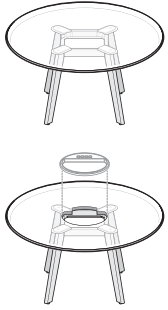
To Order, Specify:

- Product number, including:
 - 1 Cutout Option:**
 - N** No Cutout
 - L** Cutout - Lower Top (add **\$197.63** list)
 - P** Cutout - Lower and Upper Top (add **\$395.26** list)
 - U** Cutout - Upper Top (add **\$197.63** list)
- Lower surface finish/color.
- Edge trim color (laminate only).
- Upper surface finish/color.
- Edge trim color (laminate only).
- Understructure trim color.
 - Grade B (add **\$64.26** list).
- Wood leg finish.
 - M7-W43 Ink on Ash - no upcharge
 - M5-W35 Clear on White Oak (add **\$338.34** list)
 - M6-W35 Clear on Walnut (add **\$1022.61** list)
- Stack spacer color.

Overall Width	Number	①	Upper Top HPL		Wood		Solid Surface
			A	B	A	B	
Paint Grade A Lower Top							
138"(3505mm)	THTD-48D8-TFS	DGAW	\$ 19793.91	\$ 20107.66	N/A	N/A	N/A
	THTD-48D8-HUS	DGAW	N/A	N/A	N/A	N/A	\$ 35369.91
	THTD-48D8-IUS	DGAW	N/A	N/A	\$ 21977.91	\$ 22831.91	N/A
Paint Grade B Lower Top							
138"(3505mm)	THTD-48D8-TFS	DGAW	\$ 19827.65	\$ 20141.40	N/A	N/A	N/A
	THTD-48D8-HUS	DGAW	N/A	N/A	N/A	N/A	\$ 35403.65
	THTD-48D8-IUS	DGAW	N/A	N/A	\$ 22011.65	\$ 22865.65	N/A
Laminate Grade A Lower Top							
138"(3505mm)	THTD-48D8-LFS	DGAW	\$ 16940.79	\$ 17254.54	N/A	N/A	N/A
	THTD-48D8-JFS	DGAW	N/A	N/A	N/A	N/A	\$ 32516.79
	THTD-48D8-QFS	DGAW	N/A	N/A	\$ 19124.79	\$ 19978.79	N/A
Laminate Grade B Lower Top							
138"(3505mm)	THTD-48D8-LFS	DGAW	\$ 17313.34	\$ 17627.09	N/A	N/A	N/A
	THTD-48D8-JFS	DGAW	N/A	N/A	N/A	N/A	\$ 32889.34
	THTD-48D8-QFS	DGAW	N/A	N/A	\$ 19497.34	\$ 20351.34	N/A
Solid Surface Lower Top							
138"(3505mm)	THTD-48D8-KFS	DGAW	\$ 36878.07	\$ 37191.82	N/A	N/A	N/A
	THTD-48D8-SSS	DGAW	N/A	N/A	N/A	N/A	\$ 52454.07
	THTD-48D8-EUS	DGAW	N/A	N/A	\$ 39062.07	\$ 39916.07	N/A
Wood Group A Lower Top							
138"(3505mm)	THTD-48D8-RFS	DGAW	\$ 19736.31	\$ 20050.06	N/A	N/A	N/A
	THTD-48D8-DUS	DGAW	N/A	N/A	N/A	N/A	\$ 35312.31
	THTD-48D8-WUS	DGAW	N/A	N/A	\$ 21920.31	\$ 22774.31	N/A
Wood Group B Lower Top							
138"(3505mm)	THTD-48D8-RFS	DGAW	\$ 20829.43	\$ 21143.18	N/A	N/A	N/A
	THTD-48D8-DUS	DGAW	N/A	N/A	N/A	N/A	\$ 36405.43
	THTD-48D8-WUS	DGAW	N/A	N/A	\$ 23013.43	\$ 23867.43	N/A

Immerse — Single Table

Round – Painted Legs



THRN
Class CL

Features

- Includes top, four painted metal legs, painted understructure, adjustable glides and hardware.
- Tops: Painted, high-pressure laminate (HPL), solid surface or wood veneer with knife edge.
 - Painted 1.125”(29mm) thick
 - HPL and wood veneer 1.18”(30mm) thick
 - Solid surface 1”(25mm) thick
- Solid surface is standard in Cameo White.
- Glides have 0.5”(13mm) height adjustment and are standard in black.
- Table height options: 29”(737mm), 36”(914mm) and 39”(991mm).
- Diameter shown in nominal dimensions.
- Ships unassembled.

Specification Tips

- Separately specified power available on the 60”(1524mm) diameter table only. Use Round Planter (EHPR-___).
- 60”(1524mm) diameter table not available painted.

To Order, Specify:

1) Product number, including:

1 Surface Option:

- L** Laminate
- P** Painted
- S** Solid Surface
- W** Wood

2 Edge Option:

- F** Knife (Laminated)
- U** Knife (Painted or Wood Surface)

- S** Solid Surface (for use with Solid Surface only)

3 Cutout Option:

- N** No Cutout
- P** Cutout (add **\$197.63** list)

2) Top surface finish/color.

3) Edge trim color (laminated only).

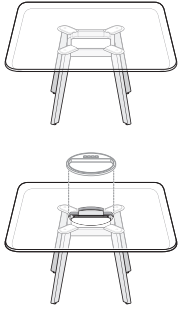
4) Understructure trim color.
Grade B (add **\$64.26** list).

5) Trim color. Grade B (add **\$64.26** list).

Height	Diameter	Number	①	②	③	HPL		Trim		Wood		Solid Surface
						A	B	A	B	A	B	S
						F	F	U	U	U	U	
29”(737mm)	48”(1219mm)	THRN-4848-	■	■	SNAG4P	\$ 4190.51	\$4428.66	\$5617.07	\$5650.81	\$5588.27	\$6134.83	\$14159.15
	60”(1524mm)	THRN-6060-	■	■	S AG4P	5166.83	5480.58	N/A	N/A	7350.83	8204.83	20742.83
36”(914mm)	48”(1219mm)	THRN-4848-	■	■	SNAG6P	\$ 4381.82	\$ 4619.97	\$5808.38	\$5842.12	\$5779.58	\$ 6326.14	\$ 14350.46
	60”(1524mm)	THRN-6060-	■	■	S AG6P	5358.14	5671.89	N/A	N/A	7542.14	8396.14	20934.14
39”(991mm)	48”(1219mm)	THRN-4848-	■	■	SNAG7P	\$4463.81	\$ 4701.96	\$5890.37	\$5924.11	\$ 5861.57	\$6408.13	\$ 14432.45
	60”(1524mm)	THRN-6060-	■	■	S AG7P	5440.13	5753.88	N/A	N/A	7624.13	8478.13	21016.13

Immerse — Single Table

Square – Painted Legs



THRQ
Class CL

Features

- Includes top, four painted metal legs, painted understructure, adjustable glides and hardware.
- Tops: Painted, high-pressure laminate (HPL), solid surface or wood veneer top with knife edge.
 - Painted 1.125”(29mm) thick
 - HPL and wood veneer 1.18”(30mm) thick
 - Solid surface 1”(25mm) thick
- Solid surface is standard in Cameo White.
- Glides have 0.5”(13mm) height adjustment and are standard in black.
- Table height options: 29”(737mm), 36”(914mm) and 39”(991mm).
- Depth and width shown in nominal dimensions.
- Ships unassembled.

Specification Tips

- Separately specified power available on the 60”(1524mm) depth table only. Use Round Planter (EHPR-____).
- 60”(1524mm) depth table not available painted.

To Order, Specify:

1) Product number, including:

1 Surface Option:

- L** Laminate
- P** Painted
- S** Solid Surface
- W** Wood

2 Edge Option:

- F** Knife (Laminate)
- U** Knife (Painted or Wood Surface)
- S** Solid Surface (for use with Solid Surface only)

3 Cutout Option:

- N** No Cutout
- P** Cutout (add **\$197.63** list)

2) Top surface finish/color.

3) Edge trim color (laminated only).

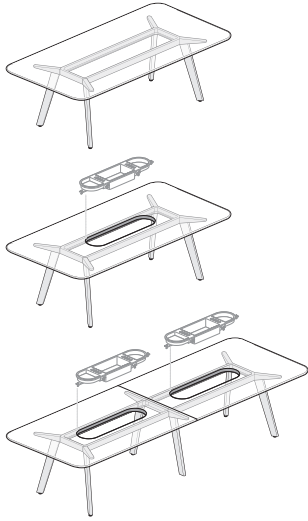
4) Understructure trim color. Grade B (add **\$64.26** list).

5) Trim color. Grade B (add **\$64.26** list).

Height	Depth	Width	Number	HPL		Trim		Wood		Solid Surface		
				A	B	A	B	A	B	S		
29”(737mm)	48”(1219mm)	48”(1219mm)	THRQ-4848-	■ ■	SNAG4P	\$4190.51	\$4428.66	\$5617.07	\$5650.81	\$5588.27	\$6134.83	\$14159.15
	60”(1524mm)	60”(1524mm)	THRQ-6060-	■ ■	S AG4P	5166.83	5480.58	N/A	N/A	7350.83	8204.83	20742.83
36”(914mm)	48”(1219mm)	48”(1219mm)	THRQ-4848-	■ ■	SNAG6P	\$ 4381.82	\$ 4619.97	\$5808.38	\$5842.12	\$5779.58	\$6326.14	\$ 14350.46
	60”(1524mm)	60”(1524mm)	THRQ-6060-	■ ■	S AG6P	5358.14	5671.89	N/A	N/A	7542.14	8396.14	20934.14
39”(991mm)	48”(1219mm)	48”(1219mm)	THRQ-4848-	■ ■	SNAG7P	\$4463.81	\$ 4701.96	\$5890.37	\$5924.11	\$ 5861.57	\$6408.13	\$ 14432.45
	60”(1524mm)	60”(1524mm)	THRQ-6060-	■ ■	S AG7P	5440.13	5753.88	N/A	N/A	7624.13	8478.13	21016.13

Immerse — Single Table

Rectangle – Painted Legs



THRA
Class CL

Features

- Includes top, four painted metal legs, painted understructure, adjustable glides and hardware.
- Tops: Painted, high-pressure laminate (HPL), solid surface or wood veneer top with knife edge.
 - Painted 1.125”(29mm) thick
 - HPL and wood veneer 1.18”(30mm) thick
 - Solid surface 1”(25mm) thick
- Solid surface is standard in Cameo White.
- Glides have 0.5”(13mm) height adjustment and are standard in black.
- Table height options: 29”(737mm), 36”(914mm) and 39”(991mm).
- Tops greater than 120”(3048mm) are two piece.
- One piece tops have four legs, two piece tops have 6 legs.
- Depth and width shown in nominal dimensions.
- Ships unassembled.

Specification Tips

- Separately specified power available. Use Oblong Planter (EHPO-____).
- Two piece tops specified with cutout will have two cutouts and require two Oblong Planters.
- 120”(3048mm) and 144”(3658mm) width tables not available painted.

To Order, Specify:

1) Product number, including:

1 Surface Option:

- L** Laminate
- P** Painted
- S** Solid Surface
- W** Wood

2 Edge Option:

- F** Knife (Laminate)
- U** Knife (Painted or Wood Surface)
- S** Solid Surface (for use with Solid Surface only)

3 Cutout Option:

- N** No Cutout
- P** Cutout, (add **\$197.63** list) for one-piece (add **\$395.26** list) for two-piece

2) Top surface finish/color.

3) Edge trim color (laminate only).

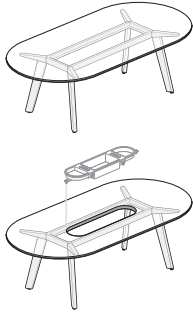
4) Understructure trim color. Grade B (add **\$64.26** list).

5) Trim color. Grade B (add **\$64.26** list).

Height	Depth	Width	Number	① ② ③			HPL		Trim		Wood		Solid Surface	
				①	②	③	A	B	A	B	A	B	S	
29”(737mm)	48”(1219mm)	96”(2438mm)	THRA-4896-	<input type="checkbox"/>	<input type="checkbox"/>	<input type="checkbox"/>	AG4P	\$5926.19	\$6298.74	\$8779.31	\$8813.05	\$8721.71	\$9814.83	\$25863.47
	48”(1219mm)	144”(3658mm)	THRA-48E4-	<input type="checkbox"/>	<input type="checkbox"/>	<input type="checkbox"/>	AG4P	7661.87	8168.82	N/A	N/A	11855.15	13494.83	37567.79
	60”(1524mm)	120”(3048mm)	THRA-60CO-	<input type="checkbox"/>	<input type="checkbox"/>	<input type="checkbox"/>	AG4P	7878.83	8402.58	N/A	N/A	12246.83	13954.83	39030.83
36”(914mm)	48”(1219mm)	96”(2438mm)	THRA-4896-	<input type="checkbox"/>	<input type="checkbox"/>	<input type="checkbox"/>	AG6P	\$ 6117.50	\$6490.05	\$8970.62	\$9004.36	\$ 8913.02	\$10006.14	\$26054.78
	60”(1524mm)	120”(3048mm)	THRA-60CO-	<input type="checkbox"/>	<input type="checkbox"/>	<input type="checkbox"/>	AG6P	8070.14	8593.89	N/A	N/A	12438.14	14146.14	39222.14
	39”(991mm)	48”(1219mm)	THRA-4896-	<input type="checkbox"/>	<input type="checkbox"/>	<input type="checkbox"/>	AG7P	\$ 6199.49	\$ 6572.04	\$9052.61	\$ 9086.35	\$ 8995.01	\$10088.13	\$ 26136.77
39”(991mm)	60”(1524mm)	120”(3048mm)	THRA-60CO-	<input type="checkbox"/>	<input type="checkbox"/>	<input type="checkbox"/>	AG7P	8152.13	8675.88	N/A	N/A	12520.13	14228.13	39304.13

Immerse — Single Table

Racetrack – Painted Legs



THRT
Class CL

Features

- Includes top, four painted metal legs, painted understructure, adjustable glides and hardware.
- Tops: Painted, high-pressure laminate (HPL), solid surface or wood veneer top with knife edge.
 - Painted 1.125”(29mm) thick
 - HPL and wood veneer 1.18”(30mm) thick
 - Solid surface 1”(25mm) thick
- Solid surface is standard in Cameo White.
- Glides have 0.5”(13mm) height adjustment and are standard in black.
- Table height options: 29”(737mm), 36”(914mm) and 39”(991mm).
- Depth and width shown in nominal dimensions.
- Ships unassembled.

Specification Tip

- Separately specified power available. Use Oblong Planter (EHPO-____).

To Order, Specify:

1) Product number, including:

1 Surface Option:

- L** Laminate
- P** Painted
- S** Solid Surface
- W** Wood

2 Edge Option:

- F** Knife (Laminate)
- U** Knife (Painted or Wood Surface)

- S** Solid Surface (for use with Solid Surface only)

3 Cutout Option:

- N** No Cutout
- P** Cutout (add **\$197.63** list)

2) Top surface finish/color.

3) Edge trim color (laminate only).

4) Understructure trim color.
Grade B (add **\$64.26** list).

5) Trim color. Grade B (add **\$64.26** list).

Height	Depth	Width	Number	①	②	③	HPL		Trim		Wood		Solid Surface
							A	B	A	B	A	B	S
							F	F	U	U	U	U	S
29”(737mm)	48”(1219mm)	96”(2438mm)	THRT-4896-	■	S	AG4P	\$5926.19	\$6298.74	\$8779.31	\$8813.05	\$8721.71	\$9814.83	\$25863.47
36”(914mm)	48”(1219mm)	96”(2438mm)	THRT-4896-	■	S	AG6P	\$ 6117.50	\$6490.05	\$ 8970.62	\$9004.36	\$ 8913.02	\$10006.14	\$26054.78
39”(991mm)	48”(1219mm)	96”(2438mm)	THRT-4896-	■	S	AG7P	\$6199.49	\$ 6572.04	\$9052.61	\$9086.35	\$8995.01	\$10088.13	\$ 26136.77

Immerse — Single Table

Round – Wood Legs



THRN
Class CL

Features

- Includes top, four solid wood legs, painted understructure, adjustable glides and hardware.
- Tops: Painted, high-pressure laminate (HPL), solid surface or wood veneer with knife edge.
 - Painted 1.125”(29mm) thick
 - HPL and wood veneer 1.18”(30mm) thick
 - Solid surface 1”(25mm) thick
- Solid surface is standard in Cameo White.
- Glides have 0.5”(13mm) height adjustment and are standard in black.
- Table height options: 29”(737mm), 36”(914mm) and 39”(991mm).
- Diameter shown in nominal dimensions.
- Ships unassembled.

Specification Tips

- Separately specified power available on the 60”(1524mm) diameter table only. Use Round Planter (EHPR-____).
- 60”(1524mm) diameter table not available painted.

To Order, Specify:

1) Product number, including:

1 Surface Option:

- L** Laminate
- P** Painted
- S** Solid Surface
- W** Wood

2 Edge Option:

- F** Knife (Laminate)
- U** Knife (Painted or Wood Surface)

- S** Solid Surface (for use with Solid Surface only)

3 Cutout Option:

- N** No Cutout
- P** Cutout (add **\$197.63** list)

2) Top surface finish/color.

3) Edge trim color (laminate only).

4) Understructure trim color.
Grade B (add **\$64.26** list).

5) Wood leg finish.

M7-W43 Ink on Ash -
no upcharge

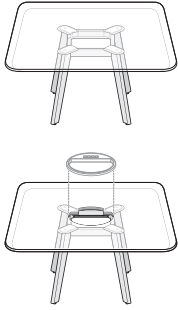
M5-W35 Clear on White Oak
(add **\$218.51** list)

M6-W35 Clear on Walnut
(add **\$660.42** list)

Height	Diameter	Number	① ② ③	HPL		Trim		Wood		Solid Surface
				A	B	A	B	A	B	S
				F	F	U	U	U	U	
29”(737mm)	48”(1219mm)	THRN-4848-	SNAG4W	\$ 8167.05	\$8405.20	\$9593.61	\$9627.35	\$9564.81	\$10111.37	\$18135.69
	60”(1524mm)	THRN-6060-	S AG4W	9143.37	9457.12	N/A	N/A	11327.37	12181.37	24719.37
36”(914mm)	48”(1219mm)	THRN-4848-	SNAG6W	\$8358.36	\$8596.51	\$9784.92	\$ 9818.66	\$ 9756.12	\$10302.68	\$ 18327.00
	60”(1524mm)	THRN-6060-	S AG6W	9334.68	9648.43	N/A	N/A	11518.68	12372.68	24910.68
39”(991mm)	48”(1219mm)	THRN-4848-	SNAG7W	\$8440.35	\$ 8678.50	\$9866.91	\$9900.65	\$ 9838.11	\$10384.67	\$ 18408.99
	60”(1524mm)	THRN-6060-	S AG7W	9416.67	9730.42	N/A	N/A	11600.67	12454.67	24992.67

Immerse — Single Table

Square – Wood Legs



THRQ
Class CL

Features

- Includes top, four solid wood legs, painted understructure, adjustable glides and hardware.
- Tops: Painted, high-pressure laminate (HPL), solid surface or wood veneer top with knife edge.
 - Painted 1.125”(29mm) thick
 - HPL and wood veneer 1.18”(30mm) thick
 - Solid surface 1”(25mm) thick
- Solid surface is standard in Cameo White.
- Glides have 0.5”(13mm) height adjustment and are standard in black.
- Table height options: 29”(737mm), 36”(914mm) and 39”(991mm).
- Depth and width shown in nominal dimensions.
- Ships unassembled.

Specification Tips

- Separately specified power available on the 60”(1524mm) depth table only. Use Round Planter (EHPR-____).
- 60”(1524mm) depth table not available painted.

To Order, Specify:

1) Product number, including:

1 Surface Option:

- L** Laminate
- P** Painted
- S** Solid Surface
- W** Wood

2 Edge Option:

- F** Knife (Laminate)
- U** Knife (Painted or Wood Surface)

- S** Solid Surface (for use with Solid Surface only)

3 Cutout Option:

- N** No Cutout
- P** Cutout (add **\$197.63** list)

2) Top surface finish/color.

3) Edge trim color (laminate only).

4) Understructure trim color.
Grade B (add **\$64.26** list).

5) Wood leg finish.

M7-W43 Ink on Ash -
no upcharge

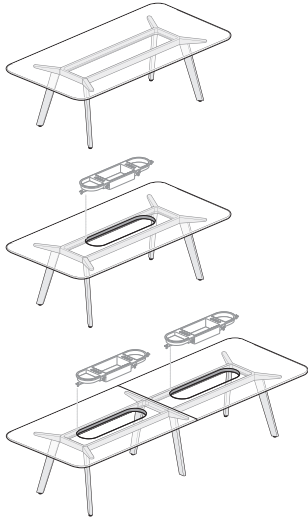
M5-W35 Clear on White Oak
(add **\$218.51** list)

M6-W35 Clear on Walnut
(add **\$660.42** list)

Height	Depth	Width	Number	① ② ③	HPL		Trim		Wood		Solid Surface
					A	B	A	B	A	B	S
					F	F	U	U	U	U	
29”(737mm)	48”(1219mm)	48”(1219mm)	THRQ-4848-	SNAG4W	\$8167.05	\$8405.20	\$9593.61	\$9627.35	\$9564.81	\$10111.37	\$18135.69
	60”(1524mm)	60”(1524mm)	THRQ-6060-	S AG4W	9143.37	9457.12	N/A	N/A	11327.37	12181.37	24719.37
36”(914mm)	48”(1219mm)	48”(1219mm)	THRQ-4848-	SNAG6W	\$8358.36	\$8596.51	\$9784.92	\$ 9818.66	\$ 9756.12	\$10302.68	\$ 18327.00
	60”(1524mm)	60”(1524mm)	THRQ-6060-	S AG6W	9334.68	9648.43	N/A	N/A	11518.68	12372.68	24910.68
39”(991mm)	48”(1219mm)	48”(1219mm)	THRQ-4848-	SNAG7W	\$8440.35	\$8678.50	\$9866.91	\$9900.65	\$ 9838.11	\$10384.67	\$ 18408.99
	60”(1524mm)	60”(1524mm)	THRQ-6060-	S AG7W	9416.67	9730.42	N/A	N/A	11600.67	12454.67	24992.67

Immerse — Single Table

Rectangle – Wood Legs



THRA
Class CL

Features

- Includes top, four solid wood legs, painted understructure, adjustable glides and hardware.
- Tops: Painted, high-pressure laminate (HPL), solid surface or wood veneer top with knife edge.
 - Painted 1.125”(29mm) thick
 - HPL and wood veneer 1.18”(30mm) thick
 - Solid surface 1”(25mm) thick
- Solid surface is standard in Cameo White.
- Glides have 0.5”(13mm) height adjustment and are standard in black.
- Table height options: 29”(737mm), 36”(914mm) and 39”(991mm).
- Tops greater than 120”(3048mm) are two piece.
- One piece tops have four legs, two piece tops have 6 legs.
- Depth and width shown in nominal dimensions.
- Ships unassembled.

Specification Tips

- Separately specified power available. Use Oblong Planter (EHPO-____).
- Two piece tops specified with cutout will have two cutouts and require two Oblong Planters.
- 60”(1524mm) depth tables not available painted.

To Order, Specify:

1) Product number, including:

1 Surface Option:

- L** Laminate
- P** Painted
- S** Solid Surface
- W** Wood

2 Edge Option:

- F** Knife (Laminate)
- U** Knife (Painted or Wood Surface)
- S** Solid Surface (for use with Solid Surface only)

3 Cutout Option:

- N** No Cutout
- P** Cutout, (add **\$197.63** list) for one-piece (add **\$395.26** list) for two-piece

2) Top surface finish/color.

3) Edge trim color (laminate only).

4) Understructure trim color. Grade B (add **\$64.26** list).

5) Wood leg finish.

M7-W43 Ink on Ash - no upcharge

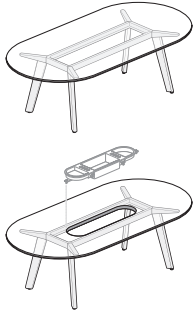
M5-W35 Clear on White Oak (add **\$218.51** list)

M6-W35 Clear on Walnut (add **\$660.42** list)

Height	Depth	Width	Number	①	②	③	HPL		Trim		Wood		Solid Surface
							A	B	A	B	A	B	S
							F	F	U	U	U	U	
29”(737mm)	48”(1219mm)	96”(2438mm)	THRA-4896-		S	AG4W	\$9902.73	\$10275.28	\$12755.85	\$12789.59	\$12698.25	\$13791.37	\$29840.01
	48”(1219mm)	144”(3658mm)	THRA-48E4-		S	AG4W	11638.41	12145.36	N/A	N/A	15831.69	17471.37	41544.33
	60”(1524mm)	120”(3048mm)	THRA-60CO-		S	AG4W	11855.37	12379.12	N/A	N/A	16223.37	17931.37	43007.37
	60”(1524mm)	144”(3658mm)	THRA-60E4-		S	AG4W	12940.17	13547.92	N/A	N/A	18181.77	20231.37	50322.57
36”(914mm)	48”(1219mm)	96”(2438mm)	THRA-4896-		S	AG6W	\$10094.04	\$10466.59	\$12947.16	\$12980.90	\$12889.56	\$13982.68	\$30031.32
	60”(1524mm)	120”(3048mm)	THRA-60CO-		S	AG6W	12046.68	12570.43	N/A	N/A	16414.68	18122.68	43198.68
39”(991mm)	48”(1219mm)	96”(2438mm)	THRA-4896-		S	AG7W	\$10176.03	\$10548.58	\$13029.15	\$13062.89	\$12971.55	\$14064.67	\$30113.31
	60”(1524mm)	120”(3048mm)	THRA-60CO-		S	AG7W	12128.67	12652.42	N/A	N/A	16496.67	18204.67	43280.67

Immerse — Single Table

Racetrack – Wood Legs



THRT
Class CL

Features

- Includes top, four solid wood legs, painted understructure, adjustable glides and hardware.
- Tops: Painted, high-pressure laminate (HPL), solid surface or wood veneer top with knife edge.
 - Painted 1.125”(29mm) thick
 - HPL and wood veneer 1.18”(30mm) thick
 - Solid surface 1”(25mm) thick
- Solid surface is standard in Cameo White.
- Glides have 0.5”(13mm) height adjustment and are standard in black.
- Table height options: 29”(737mm), 36”(914mm) and 39”(991mm).
- Depth and width shown in nominal dimensions.
- Ships unassembled.

Specification Tip

- Separately specified power available. Use Oblong Planter (EHPO-____).

To Order, Specify:

1) Product number, including:

1 Surface Option:

- L** Laminate
- P** Painted
- S** Solid Surface
- W** Wood

2 Edge Option:

- F** Knife (Laminated)
- U** Knife (Painted or Wood Surface)

- S** Solid Surface (for use with Solid Surface only)

3 Cutout Option:

- N** No Cutout
- P** Cutout (add **\$197.63** list)

2) Top surface finish/color.

3) Edge trim color (laminated only).

4) Understructure trim color.
Grade B (add **\$64.26** list).

5) Wood leg finish.

M7-W43 Ink on Ash -
no upcharge

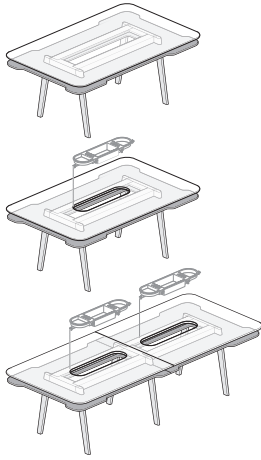
M5-W35 Clear on White Oak
(add **\$218.51** list)

M6-W35 Clear on Walnut
(add **\$660.42** list)

Height	Depth	Width	Number	① ② ③			HPL		Trim		Wood		Solid Surface		
				A	B	F	F	A	B	A	B	A	B	S	
29”(737mm)	48”(1219mm)	96”(2438mm)	THRT-4896-	■	■	■	S	AG4W	\$9902.73	\$10275.28	\$12755.85	\$12789.59	\$12698.25	\$13791.37	\$29840.01
36”(914mm)	48”(1219mm)	96”(2438mm)	THRT-4896-	■	■	■	S	AG6W	\$10094.04	\$10466.59	\$12947.16	\$12980.90	\$12889.56	\$13982.68	\$30031.32
39”(991mm)	48”(1219mm)	96”(2438mm)	THRT-4896-	■	■	■	S	AG7W	\$10176.03	\$10548.58	\$13029.15	\$13062.89	\$12971.55	\$14064.67	\$30113.31

Immerse — Stack Table

Rectangle – Painted Legs



THRA
Class CL

Features

- Includes top, 0.125”(3mm) thick sill (below surface), painted metal legs, painted understructure, adjustable glides and hardware.
- Top (upper surface), high-pressure laminate (HPL), solid surface or wood veneer with knife edge.
 - HPL and wood veneer 1.18”(30mm) thick
 - Solid surface 1”(25mm) thick
- Sill is solid surface with flat edge or laminate.
- Solid surface is standard in Cameo White.
- Glides have 0.5”(13mm) height adjustment and are standard in black.
- Tops greater than 120”(3048mm) are two piece.
- One piece tops have four legs, two piece tops have 6 legs.
- Depth and width shown in nominal dimensions.
- Ships unassembled.

Specification Tips

- Separately specified power available. Use Oblong Planter (EHPO-____).
- When cutout option (-P) is selected, single piece table has one cutout and two piece tables has two cutouts. Order the correct number of planters.
- Stack table not available painted.

To Order, Specify:

1) Product number, including:

1 Surface Option:

- L** Laminate
- S** Solid Surface
- W** Wood

2 Edge Option:

- F** Knife (Laminate)
- U** Knife (Wood Surface)
- S** Solid Surface (for use with Solid Surface only)

3 Cutout Option:

- N** No Cutout
- P** Cutout, (add **\$197.63** list) for one-piece (add **\$395.26** list) for two-piece

2) Top surface finish/color.

3) Edge trim color (laminate only).

4) Sill surface color.

5) Sill edge trim color (laminate only).

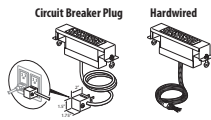
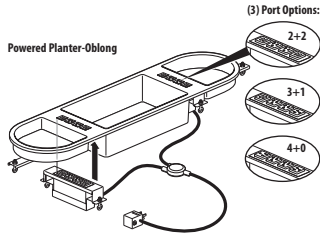
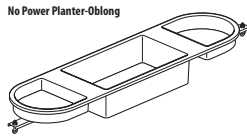
6) Understructure trim color. Grade B (add **\$64.26** list).

7) Trim color. Grade B (add **\$64.26** list).

Height	Depth	Width	Number 1 2 3	HPL		Wood		Solid Surface
				A F	B F	A U	B U	
39”(991mm)	60”(1524mm)	96”(2438mm)	THRA-6096- S CG7P	\$12168.52	\$12603.47	\$22970.12	\$24336.52	\$44397.32
		120”(3048mm)	THRA-60C0- S CG7P	16636.61	17154.36	30138.61	31846.61	56922.61
		144”(3658mm)	THRA-60E4- S CG7P	18987.01	19587.56	35189.41	37239.01	67330.21

Immerse — Planter

Oblong



EHPO
Class CL



Features

- Includes planter, brackets, and mounting hardware.
- Available in Black, Smooth Plaster, Gray Tone, and Terra Cotta.
- Available with or without power.
- When ordering with power option:
 - Includes 2 power modules with a total of 8 ports that can be configured with simplex outlets (NEMA-5-15R), or USB charging simplex outlets (with 2 USB outlets). No data or cable bay options are available.
 - Includes cable management clips.
- Corded option combines both power modules into a single NEMA-5-15P style circuit breaker plug.
- Power modules are UL listed.

Specification Tips

- The no power option cannot be modified for power in the field.
- Specify the power and USB port options (1 configuration for both power modules).
- Power modules are color matched to the planter.
- Installs in a factory cut work surface.
- Planter, brackets, and power modules are field installed. Hand tighten mounting hardware to avoid deformation of the planter.
- For use with 120 volt, 60 hertz power source only.
- Application may require approval of local authority having jurisdiction (AHJ); ensure compliance before placing orders and installation.

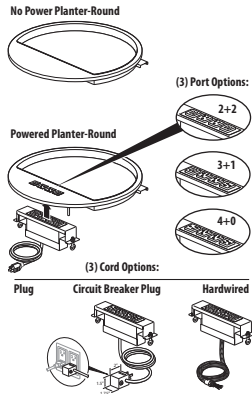
To Order, Specify:

- 1) Product number.
- 2) Trim finish.

Width	Bezel Depth	Cord Length	Port	Configuration (per side)	Number	Price
No Power						
					EHPO-000M-00	\$ 1152.40
Corded						
		6'(1829mm)	8	4 Power Receptacles	EHPO-PF0M-40	\$ 2725.39
				3 Power Receptacles, 1 USB Charging	EHPO-PF0M-31	2821.81
				2 Power Receptacles, 2 USB Charging	EHPO-PF0M-22	2918.23
		12'(3658mm)	8	4 Power Receptacles	EHPO-PL0M-40	\$2804.12
				3 Power Receptacles, 1 USB Charging	EHPO-PL0M-31	2900.54
				2 Power Receptacles, 2 USB Charging	EHPO-PL0M-22	2996.96
		21'(6401mm)	8	4 Power Receptacles	EHPO-PW0M-40	\$2882.85
				3 Power Receptacles, 1 USB Charging	EHPO-PW0M-31	2979.27
				2 Power Receptacles, 2 USB Charging	EHPO-PW0M-22	3075.69
Hardwire						
		6'(1829mm)	8	4 Power Receptacles	EHPO-HF0M-40	\$2940.68
				3 Power Receptacles, 1 USB Charging	EHPO-HF0M-31	3037.10
				2 Power Receptacles, 2 USB Charging	EHPO-HF0M-22	3133.52
		12'(3658mm)	8	4 Power Receptacles	EHPO-HL0M-40	\$ 3019.41
				3 Power Receptacles, 1 USB Charging	EHPO-HL0M-31	3115.83
				2 Power Receptacles, 2 USB Charging	EHPO-HL0M-22	3212.25

Immerse — Planter

Round



EHPR
Class CL



Features

- Includes planter, brackets, and mounting hardware.
- Available in Black, Smooth Plaster, Gray Tone, and Terra Cotta.
- Available with and without power.
- When ordering with power option:
 - Includes a power module with a total of 4 ports that can be configured with simplex outlets (NEMA-5-15R), or USB charging simplex outlets (with 2 USB outlets). No data or cable bay options are available.
- Power module is UL listed.

Specification Tips

- The no power option cannot be modified for power in the field.
- **Choosing 4 power ports and 0 USB requires the use of a NEMA-5-15P style circuit breaker plug.**
- Power modules are color matched to the planter.
- Installs in a factory cut work surface.
- Planter, brackets, and power modules are field installed. Hand tighten mounting hardware to avoid deformation of the planter.
- For use with 120 volt, 60 hertz power source only.
- Application may require approval of local authority having jurisdiction (AHJ); ensure compliance before placing orders and installation.

To Order, Specify:

- 1) Product number.
- 2) Trim finish.

Width	Bezel Depth	Cord Length	Port	Configuration (per side)	Number	Price
No Power						
					EHPR-000M-00	\$ 859.63
Corded						
		6'(1829mm)	4	4 Power Receptacles	EHPR-PF0M-40	\$ 1842.96
				3 Power Receptacles, 1 USB Charging	EHPR-PF0M-31	1939.38
				2 Power Receptacles, 2 USB Charging	EHPR-PF0M-22	2035.80
		12'(3658mm)	4	4 Power Receptacles	EHPR-PL0M-40	\$ 1921.69
				3 Power Receptacles, 1 USB Charging	EHPR-PL0M-31	2018.11
				2 Power Receptacles, 2 USB Charging	EHPR-PL0M-22	2114.53
		21'(6401mm)	4	4 Power Receptacles	EHPR-PW0M-40	\$2000.42
				3 Power Receptacles, 1 USB Charging	EHPR-PW0M-31	2096.84
				2 Power Receptacles, 2 USB Charging	EHPR-PW0M-22	2193.26
Hardwire						
		6'(1829mm)	4	4 Power Receptacles	EHPR-HF0M-40	\$2058.25
				3 Power Receptacles, 1 USB Charging	EHPR-HF0M-31	2154.67
				2 Power Receptacles, 2 USB Charging	EHPR-HF0M-22	2251.09
		12'(3658mm)	4	4 Power Receptacles	EHPR-HL0M-40	\$ 2136.98
				3 Power Receptacles, 1 USB Charging	EHPR-HL0M-31	2233.40
				2 Power Receptacles, 2 USB Charging	EHPR-HL0M-22	2329.82

Jive Table

Catalog Logic

T C RA - 24 60 - L J S J B M 4 A

Product Type: _____
 (T) Table

Product Line: _____
 (C) Jive

Shape: _____
 (BN) Crescent (RA) Rectangle
 (CE) Extended Corner (RN) Round
 (CX) Transitional Extended Corner (RP) Pebble
 (HP) Half Pebble (RQ) Square
 (HT) Half Race Track (RT) Racetrack
 (HX) Half Hexagon (TP) Trapezoid

Depth: _____
 18 - 18"(457mm) 42 - 42"(1067mm)
 24 - 24"(610mm) 48 - 48"(1219mm)
 30 - 30"(762mm) 54 - 54"(1372mm)
 36 - 36"(914mm) 60 - 60"(1524mm)

Width: _____
 18 - 18"(457mm) 72 - 72"(1829mm)
 24 - 24"(610mm) 84 - 84"(2134mm)
 30 - 30"(762mm) 96 - 96"(2438mm)
 36 - 36"(914mm) A8 - 108"(2743mm)
 42 - 42"(1067mm) CO - 120"(3048mm)
 48 - 48"(1219mm) E4 - 144"(3658mm)
 54 - 54"(1372mm) JO - 180"(4572mm)
 60 - 60"(1524mm) M6 - 216"(5486mm)

Surface Material: _____
 (L) High-Pressure Laminate (HPL)
 (W) Wood

Edge: _____
 (F) Laminate Knife (U) Wood Knife
 (J) Laminate Edgeband (K) Wood Edgeband

Core Type: _____
 (S) Standard

Cutout: _____
 (N) No Cutout (Q) Center, Double-Sided/12 outlets
 (A) Center, Single-Sided/2 outlets (V) Left/Right, Single-Sided/4 outlets
 (F) Center, Single-Sided/4 outlets (K) Left/Right, Single-Sided/6 outlets
 (J) Center, Single-Sided/6 outlets (R) 3"(76mm) Round
 (M) Center, Double-Sided/8 outlets

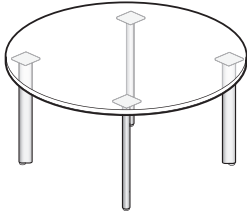
Base Type: _____
 (B) C-Leg Round (G) Bridge
 (C) C-Leg Extruded (R) Swivel
 (D) Disc (T) T-Leg Extruded
 (E) Post Extruded (V) Post Round
 (F) T-Leg Round (X) X Base

Base Foot and Wire Management: _____
 Base - Non Flip Top Base - Flip Top - Diagonal Nesting Base - Flip Top - In-Line Nesting
 No Power No Power No Power
 (C) Casters (G) Glides (H) Casters (F) Glides (O) Casters (P) Glides
 Power Ready Power Ready Power Ready
 (J) Casters (K) Glides (L) Casters (M) Glides (Q) Casters (R) Glides

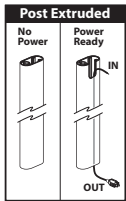
Height: _____
 1 - 16"(406mm) 4 - 29"(737mm) 7 - 42"(1067mm)
 2 - 20"(508mm) 6 - 36"(914mm)

Base Foot Finish Option: _____
 (A) Painted (B) Polished

Jive Table — Post Extruded Base Round



TORN
Class JV



Features

- Includes 1.18" (30mm) thick top, leg bases, adjustable glides or casters, and hardware.
- Standard table heights are 16" (406mm), 20" (508mm) and 29" (737mm).
- High-Pressure Laminate (HPL) top with knife edge or 3mm edgeband edges or wood veneer top with 3mm wood edgeband or knife edge.
- Bases are painted steel.
- 16" (406mm) and 20" (508mm) heights are available with glides only.
- 29" (737mm) height available with glides or casters.
- Casters:
 - Two locking and two non-locking casters.
 - Standard in black.
- Glides:
 - 0.625" (16mm) (16mm) adjustment.
 - Standard in black.
- Casters and glides are not interchangeable.
- Depth and width shown in nominal dimensions.
- Ships unassembled.

Specification Tips

- **Specifying a cutout does not automatically include a Power Ready base.**
- Factory installed cutout is available for:
 - Specify the (F) option for a Center, Single-Sided/4 outlet Flip Top Unit
 - Specify the (J) option for a Center, Single-Sided/6 outlet Flip Top Unit
 - Specify the (M) option for a Center, Double-Sided/8 outlet Flip Top Unit
 - Specify the (Q) option for a Center, Double-Sided/12 outlet Flip Top Unit
- Power Ready Base:
 - Allows for cord management through one of the Post Extruded legs.
- **Powered leg location determined during installation.**
 - Casters and Glides:
 - Specify the (J) option for Casters on the Power Ready base (only available on 29" (737mm)H tables)
 - Specify the (K) option for Glides on the Power Ready base (available on 16" (406mm), 20" (508mm) and 29" (737mm)H tables)
 - Flip Top Unit circuit breaker plug will not fit in the Power Ready Base opening.**
- **Power cord length determines the distance to building power source.**
- Separately specified:
 - Horizontal and Vertical Wire Management
 - Power and Data Components
 - Accessories
- Refer to Specification Guide:
 - Accessory placement and compatibility.
 - Seating capacities and leg locations.
 - Information on electrical components compatible with factory cut opening.
 - Power Ready base cable capacity.
- Application may require approval of local authority having jurisdiction (AHJ); ensure compliance before placing orders and installation.

To Order, Specify:

1) Product number, including:

1 Surface Option:

- L** Laminate
- W** Wood

2 Edge Option:

- Laminate:
- J** Edgeband
 - F** Knife

- Wood:
- K** Edgeband
 - U** Knife

3 Cutout:

- N** No Cutout
- F** Center, Single-Sided/4 outlets (add **\$51.51** list)
- J** Center, Single-Sided/6 outlets (add **\$51.51** list)
- M** Center, Double-Sided/8 outlets (add **\$51.51** list)
- Q** Center, Double-Sided/12 outlets (add **\$51.51** list)

4 Base and Wire Management Option:

Base - No Power:

- C** Casters (add **\$25.09** list) (29" (737mm) Height Only)
- G** Glides

Base - Power Ready:

- J** Casters (add **\$25.09** list) (29" (737mm) Height Only)
- K** Glides

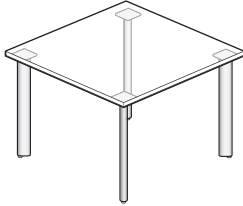
- 2) Laminate surface color or wood finish color.
- 3) Edgeband trim color (laminated only).
- 4) Base trim color.

Note: **\$70.82** upcharge list for Metallic trim colors.

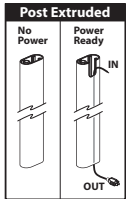
Jive Table — Post Extruded Base Round

Height	Depth	Width	Number	① ② ③ ④	HPL				Wood			
					A	F	B	F	A	U	B	U
					J	F	J	F	K	U	K	U
Base — No Power — No Cutout												
16"(406mm)	24"(610mm)	24"(610mm)	TCRN-2424-	S E 1	\$ 748.54	\$ 986.68	\$ 847.98	\$1086.12	\$ 1205.71	\$ 1337.92	\$ 1294.18	\$ 1434.01
	30"(762mm)	30"(762mm)	TCRN-3030-	S E 1	827.74	1109.56	933.21	1215.03	1457.11	1685.55	1591.33	1842.79
	36"(914mm)	36"(914mm)	TCRN-3636-	S E 1	922.94	1248.44	1035.78	1361.28	1759.47	2115.13	1948.54	2347.91
	42"(1067mm)	42"(1067mm)	TCRN-4242-	S E 1	1034.14	1403.32	1155.69	1524.87	2112.79	2627.79	2365.81	2950.70
	48"(1219mm)	48"(1219mm)	TCRN-4848-	S E 1	1161.34	1574.20	1292.94	1705.80	2517.07	3222.21	2843.14	3649.60
20"(508mm)	24"(610mm)	24"(610mm)	TCRN-2424-	S E 2	\$ 756.56	\$ 994.70	\$ 856.00	\$1094.14	\$ 1213.73	\$ 1345.94	\$ 1302.20	\$ 1442.03
	30"(762mm)	30"(762mm)	TCRN-3030-	S E 2	835.76	1117.58	941.23	1223.05	1465.13	1693.57	1599.35	1850.81
	36"(914mm)	36"(914mm)	TCRN-3636-	S E 2	930.96	1256.46	1043.80	1369.30	1767.49	2123.15	1956.56	2355.93
	42"(1067mm)	42"(1067mm)	TCRN-4242-	S E 2	1042.16	1411.34	1163.71	1532.89	2120.81	2635.81	2373.83	2958.72
	48"(1219mm)	48"(1219mm)	TCRN-4848-	S E 2	1169.36	1582.22	1300.96	1713.82	2525.09	3230.23	2851.16	3657.62
29"(737mm)	30"(762mm)	30"(762mm)	TCRN-3030-	S E 4	\$ 859.79	\$ 1141.61	\$ 965.26	\$ 1247.08	\$ 1489.16	\$ 1717.60	\$ 1623.38	\$ 1874.84
	36"(914mm)	36"(914mm)	TCRN-3636-	S E 4	954.99	1280.49	1067.83	1393.33	1791.52	2147.18	1980.59	2379.96
	42"(1067mm)	42"(1067mm)	TCRN-4242-	S E 4	1066.19	1435.37	1187.74	1556.92	2144.84	2659.84	2397.86	2982.75
	48"(1219mm)	48"(1219mm)	TCRN-4848-	S E 4	1193.39	1606.25	1324.99	1737.85	2549.12	3254.26	2875.19	3681.65
	54"(1372mm)	54"(1372mm)	TCRN-5454-	S E 4	1336.59	1793.13	1479.58	1936.12	N/A	N/A	N/A	N/A
	60"(1524mm)	60"(1524mm)	TCRN-6060-	S E 4	1495.79	1996.01	1651.51	2151.73	N/A	N/A	N/A	N/A
Base — Power Ready — No Cutout												
16"(406mm)	24"(610mm)	24"(610mm)	TCRN-2424-	S E 1	\$ 779.02	\$ 1017.16	\$ 878.46	\$ 1116.60	\$ 1236.19	\$ 1368.40	\$ 1324.66	\$ 1464.49
	30"(762mm)	30"(762mm)	TCRN-3030-	S E 1	858.22	1140.04	963.69	1245.51	1487.59	1716.03	1621.81	1873.27
	36"(914mm)	36"(914mm)	TCRN-3636-	S E 1	953.42	1278.92	1066.26	1391.76	1789.95	2145.61	1979.02	2378.39
	42"(1067mm)	42"(1067mm)	TCRN-4242-	S E 1	1064.62	1433.80	1186.17	1555.35	2143.27	2658.27	2396.29	2981.18
	48"(1219mm)	48"(1219mm)	TCRN-4848-	S E 1	1191.82	1604.68	1323.42	1736.28	2547.55	3252.69	2873.62	3680.08
20"(508mm)	24"(610mm)	24"(610mm)	TCRN-2424-	S E 2	\$ 787.04	\$ 1025.18	\$ 886.48	\$ 1124.62	\$ 1244.21	\$ 1376.42	\$ 1332.68	\$ 1472.51
	30"(762mm)	30"(762mm)	TCRN-3030-	S E 2	866.24	1148.06	971.71	1253.53	1495.61	1724.05	1629.83	1881.29
	36"(914mm)	36"(914mm)	TCRN-3636-	S E 2	961.44	1286.94	1074.28	1399.78	1797.97	2153.63	1987.04	2386.41
	42"(1067mm)	42"(1067mm)	TCRN-4242-	S E 2	1072.64	1441.82	1194.19	1563.37	2151.29	2666.29	2404.31	2989.20
	48"(1219mm)	48"(1219mm)	TCRN-4848-	S E 2	1199.84	1612.70	1331.44	1744.30	2555.57	3260.71	2881.64	3688.10
29"(737mm)	30"(762mm)	30"(762mm)	TCRN-3030-	S E 4	\$ 890.27	\$ 1172.09	\$ 995.74	\$ 1277.56	\$ 1519.64	\$ 1748.08	\$ 1653.86	\$ 1905.32
	36"(914mm)	36"(914mm)	TCRN-3636-	S E 4	985.47	1310.97	1098.31	1423.81	1822.00	2177.66	2011.07	2410.44
	42"(1067mm)	42"(1067mm)	TCRN-4242-	S E 4	1096.67	1465.85	1218.22	1587.40	2175.32	2690.32	2428.34	3013.23
	48"(1219mm)	48"(1219mm)	TCRN-4848-	S E 4	1223.87	1636.73	1355.47	1768.33	2579.60	3284.74	2905.67	3712.13
	54"(1372mm)	54"(1372mm)	TCRN-5454-	S E 4	1367.07	1823.61	1510.06	1966.60	N/A	N/A	N/A	N/A
	60"(1524mm)	60"(1524mm)	TCRN-6060-	S E 4	1526.27	2026.49	1681.99	2182.21	N/A	N/A	N/A	N/A

Jive Table — Post Extruded Base Square



TORQ
Class JV



Features

- Includes 1.18" (30mm) thick top, leg bases, adjustable glides or casters, and hardware.
- Standard table heights are 16" (406mm), 20" (508mm) and 29" (737mm).
- High-Pressure Laminate (HPL) top with knife edge or 3mm edgeband edges or wood veneer top with 3mm wood edgeband or knife edge.
- Bases are painted steel.
- 16" (406mm) and 20" (508mm) heights are available with glides only.
- 29" (737mm) height available with glides or casters.
- Casters:
 - Two locking and two non-locking casters.
 - Standard in black.
- Glides:
 - 0.625" (16mm) adjustment.
 - Standard in black.
- Casters and glides are not interchangeable.
- Depth and width shown in nominal dimensions.
- Ships unassembled.

Specification Tips

- Edge choice allows a flat seam between tables.
- **Specifying a cutout does not automatically include a Power Ready base.**
- Factory installed cutout is available for:
 - Specify the (F) option for a Center, Single-Sided/4 outlet Flip Top Unit
 - Specify the (J) option for a Center, Single-Sided/6 outlet Flip Top Unit
 - Specify the (M) option for a Center, Double-Sided/8 outlet Flip Top Unit
 - Specify the (Q) option for a Center, Double-Sided/12 outlet Flip Top Unit
- Power Ready Base:
 - Allows for cord management through one of the Post Extruded legs.
- Powered leg location determined during installation.
 - Casters and Glides:
 - Specify the (J) option for Casters on the Power Ready base (only available on 29" (737mm)H tables)
 - Specify the (K) option for Glides on the Power Ready base (available on 16" (406mm), 20" (508mm) and 29" (737mm)H tables)
- **Flip Top Unit circuit breaker plug will not fit in the Power Ready Base opening.**
- **Power cord length determines the distance to building power source.**
- Separately specified:
 - Ganging Mechanism - Recommended for use with power between tables.
 - Horizontal and Vertical Wire Management
 - Power and Data Components
 - Accessories
- Refer to Specification Guide:
 - Accessory placement and compatibility.
 - Seating capacities and leg locations.
 - Information on electrical components compatible with factory cut opening.
 - Power Ready base cable capacity.
- Application may require approval of local authority having jurisdiction (AHJ); ensure compliance before placing orders and installation.

To Order, Specify:

1) Product number, including:

1 Surface Option:

- L** Laminate
- W** Wood

2 Edge Option:

- Laminate:
- J** Edgeband
 - F** Knife

- Wood:
- K** Edgeband
 - U** Knife

3 Cutout:

- N** No Cutout
- F** Center, Single-Sided/4 outlets (add **\$51.51** list)
- J** Center, Single-Sided/6 outlets (add **\$51.51** list)
- M** Center, Double-Sided/8 outlets (add **\$51.51** list)
- Q** Center, Double-Sided/12 outlets (add **\$51.51** list)

4 Base and Wire Management Option:

- Base - No Power:
- C** Casters (add **\$25.09** list) (29" Height Only)
 - G** Glides
- Base - Power Ready:
- J** Casters (add **\$25.09** list) (29" Height Only)
 - K** Glides

- 2) Laminate surface color or wood finish color.
- 3) Edgeband trim color (laminated only).
- 4) Base trim color.

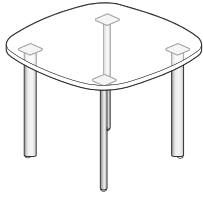
Note: \$70.82 upcharge list for Metallic trim colors.

Jive Table — Post Extruded Base Square

Height	Depth	Width	Number	① ② ③ ④	HPL				Wood			
					A	F	B	F	A	U	B	U
					J	F	J	F	K	U	K	U
Base — No Power — No Cutout												
16"(406mm)	24"(610mm)	24"(610mm)	TCRQ-2424-	■ S ■ E ■ 1	\$ 748.54	\$ 986.68	\$ 847.98	\$1086.12	\$ 1205.71	\$ 1337.92	\$ 1294.18	\$ 1434.01
	30"(762mm)	30"(762mm)	TCRQ-3030-	■ S ■ E ■ 1	827.74	1109.56	933.21	1215.03	1457.11	1685.55	1591.33	1842.79
	36"(914mm)	36"(914mm)	TCRQ-3636-	■ S ■ E ■ 1	922.94	1248.44	1035.78	1361.28	1759.47	2115.13	1948.54	2347.91
	42"(1067mm)	42"(1067mm)	TCRQ-4242-	■ S ■ E ■ 1	1034.14	1403.32	1155.69	1524.87	2112.79	2627.79	2365.81	2950.70
	48"(1219mm)	48"(1219mm)	TCRQ-4848-	■ S ■ E ■ 1	1161.34	1574.20	1292.94	1705.80	2517.07	3222.21	2843.14	3649.60
20"(508mm)	24"(610mm)	24"(610mm)	TCRQ-2424-	■ S ■ E ■ 2	\$ 756.56	\$ 994.70	\$ 856.00	\$1094.14	\$ 1213.73	\$ 1345.94	\$ 1302.20	\$ 1442.03
	30"(762mm)	30"(762mm)	TCRQ-3030-	■ S ■ E ■ 2	835.76	1117.58	941.23	1223.05	1465.13	1693.57	1599.35	1850.81
	36"(914mm)	36"(914mm)	TCRQ-3636-	■ S ■ E ■ 2	930.96	1256.46	1043.80	1369.30	1767.49	2123.15	1956.56	2355.93
	42"(1067mm)	42"(1067mm)	TCRQ-4242-	■ S ■ E ■ 2	1042.16	1411.34	1163.71	1532.89	2120.81	2635.81	2373.83	2958.72
	48"(1219mm)	48"(1219mm)	TCRQ-4848-	■ S ■ E ■ 2	1169.36	1582.22	1300.96	1713.82	2525.09	3230.23	2851.16	3657.62
29"(737mm)	30"(762mm)	30"(762mm)	TCRQ-3030-	■ S ■ E ■ 4	\$ 859.79	\$ 1141.61	\$ 965.26	\$ 1247.08	\$ 1489.16	\$ 1717.60	\$ 1623.38	\$ 1874.84
	36"(914mm)	36"(914mm)	TCRQ-3636-	■ S ■ E ■ 4	954.99	1280.49	1067.83	1393.33	1791.52	2147.18	1980.59	2379.96
	42"(1067mm)	42"(1067mm)	TCRQ-4242-	■ S ■ E ■ 4	1066.19	1435.37	1187.74	1556.92	2144.84	2659.84	2397.86	2982.75
	48"(1219mm)	48"(1219mm)	TCRQ-4848-	■ S ■ E ■ 4	1193.39	1606.25	1324.99	1737.85	2549.12	3254.26	2875.19	3681.65
	54"(1372mm)	54"(1372mm)	TCRQ-5454-	■ S ■ E ■ 4	1336.59	1793.13	1479.58	1936.12	N/A	N/A	N/A	N/A
	60"(1524mm)	60"(1524mm)	TCRQ-6060-	■ S ■ E ■ 4	1495.79	1996.01	1651.51	2151.73	N/A	N/A	N/A	N/A
Base — Power Ready — No Cutout												
16"(406mm)	24"(610mm)	24"(610mm)	TCRQ-2424-	■ S ■ E ■ 1	\$ 779.02	\$ 1017.16	\$ 878.46	\$ 1116.60	\$ 1236.19	\$ 1368.40	\$ 1324.66	\$ 1464.49
	30"(762mm)	30"(762mm)	TCRQ-3030-	■ S ■ E ■ 1	858.22	1140.04	963.69	1245.51	1487.59	1716.03	1621.81	1873.27
	36"(914mm)	36"(914mm)	TCRQ-3636-	■ S ■ E ■ 1	953.42	1278.92	1066.26	1391.76	1789.95	2145.61	1979.02	2378.39
	42"(1067mm)	42"(1067mm)	TCRQ-4242-	■ S ■ E ■ 1	1064.62	1433.80	1186.17	1555.35	2143.27	2658.27	2396.29	2981.18
	48"(1219mm)	48"(1219mm)	TCRQ-4848-	■ S ■ E ■ 1	1191.82	1604.68	1323.42	1736.28	2547.55	3252.69	2873.62	3680.08
20"(508mm)	24"(610mm)	24"(610mm)	TCRQ-2424-	■ S ■ E ■ 2	\$ 787.04	\$ 1025.18	\$ 886.48	\$ 1124.62	\$ 1244.21	\$ 1376.42	\$ 1332.68	\$ 1472.51
	30"(762mm)	30"(762mm)	TCRQ-3030-	■ S ■ E ■ 2	866.24	1148.06	971.71	1253.53	1495.61	1724.05	1629.83	1881.29
	36"(914mm)	36"(914mm)	TCRQ-3636-	■ S ■ E ■ 2	961.44	1286.94	1074.28	1399.78	1797.97	2153.63	1987.04	2386.41
	42"(1067mm)	42"(1067mm)	TCRQ-4242-	■ S ■ E ■ 2	1072.64	1441.82	1194.19	1563.37	2151.29	2666.29	2404.31	2989.20
	48"(1219mm)	48"(1219mm)	TCRQ-4848-	■ S ■ E ■ 2	1199.84	1612.70	1331.44	1744.30	2555.57	3260.71	2881.64	3688.10
29"(737mm)	30"(762mm)	30"(762mm)	TCRQ-3030-	■ S ■ E ■ 4	\$ 890.27	\$ 1172.09	\$ 995.74	\$ 1277.56	\$ 1519.64	\$ 1748.08	\$ 1653.86	\$ 1905.32
	36"(914mm)	36"(914mm)	TCRQ-3636-	■ S ■ E ■ 4	985.47	1310.97	1098.31	1423.81	1822.00	2177.66	2011.07	2410.44
	42"(1067mm)	42"(1067mm)	TCRQ-4242-	■ S ■ E ■ 4	1096.67	1465.85	1218.22	1587.40	2175.32	2690.32	2428.34	3013.23
	48"(1219mm)	48"(1219mm)	TCRQ-4848-	■ S ■ E ■ 4	1223.87	1636.73	1355.47	1768.33	2579.60	3284.74	2905.67	3712.13
	54"(1372mm)	54"(1372mm)	TCRQ-5454-	■ S ■ E ■ 4	1367.07	1823.61	1510.06	1966.60	N/A	N/A	N/A	N/A
	60"(1524mm)	60"(1524mm)	TCRQ-6060-	■ S ■ E ■ 4	1526.27	2026.49	1681.99	2182.21	N/A	N/A	N/A	N/A

Jive Table — Post Extruded Base

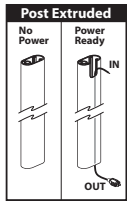
Pebble



TORP-4242
(Symmetrical)



TORP-3060
(Asymmetrical)
Class JV



Features

- Includes 1.18" (30mm) thick top, leg bases, adjustable glides or casters, and hardware.
- Standard table heights are 16" (406mm), 20" (508mm) and 29" (737mm).
- High-Pressure Laminate (HPL) top with knife edge or 3mm edgeband edges or wood veneer top with 3mm wood edgeband or knife edge.
- Bases are painted steel.
- 16" (406mm) and 20" (508mm) heights are available with glides only.
- 29" (737mm) height available with glides or casters.
- Casters:
 - Two locking and two non-locking casters.
 - Standard in black.
- Glides:
 - 0.625" (16mm) adjustment.
 - Standard in black.
- Casters and glides are not interchangeable.
- Depth and width shown in nominal dimensions.
- Ships unassembled.

Specification Tips

- **Specifying a cutout does not automatically include a Power Ready base.**
- Factory installed cutout is available for:
 - Specify the (F) option for a Center, Single-Sided/4 outlet Flip Top Unit
 - Specify the (J) option for a Center, Single-Sided/6 outlet Flip Top Unit
 - Specify the (M) option for a Center, Double-Sided/8 outlet Flip Top Unit
 - Specify the (Q) option for a Center, Double-Sided/12 outlet Flip Top Unit
- Power Ready Base:
 - Allows for cord management through one of the Post Extruded legs.
- **Powered leg location determined during installation.**
 - Casters and Glides:
 - Specify the (J) option for Casters on the Power Ready base (only available on 29" (737mm)H tables)
 - Specify the (K) option for Glides on the Power Ready base (available on 16" (406mm), 20" (508mm) and 29" (737mm)H tables)
 - Flip Top Unit circuit breaker plug will not fit in the Power Ready Base opening.**
- **Power cord length determines the distance to building power source.**
- Separately specified:
 - Horizontal and Vertical Wire Management
 - Power and Data Components
 - Accessories
- Refer to Specification Guide:
 - Accessory placement and compatibility.
 - Seating capacities and leg locations.
 - Information on electrical components compatible with factory cut opening.
 - Power Ready base cable capacity.
- Application may require approval of local authority having jurisdiction (AHJ); ensure compliance before placing orders and installation.

To Order, Specify:

1) Product number, including:

1 Surface Option:

- L** Laminate
- W** Wood

2 Edge Option:

- Laminate:
- J** Edgeband
 - F** Knife

- Wood:
- K** Edgeband
 - U** Knife

3 Cutout:

- N** No Cutout
- F** Center, Single-Sided/4 outlets (add **\$51.51** list)
- J** Center, Single-Sided/6 outlets (add **\$51.51** list)
- M** Center, Double-Sided/8 outlets (add **\$51.51** list)
- Q** Center, Double-Sided/12 outlets (add **\$51.51** list)

4 Base and Wire Management Option:

Base - No Power:

- C** Casters (add **\$25.09** list) (29" Height Only)
- G** Glides

Base - Power Ready:

- J** Casters (add **\$25.09** list) (29" Height Only)
- K** Glides

- 2) Laminate surface color or wood finish color.
- 3) Edgeband trim color (laminated only).
- 4) Base trim color.

Note: **\$70.82** upcharge list for Metallic trim colors.

Jive Table — Post Extruded Base

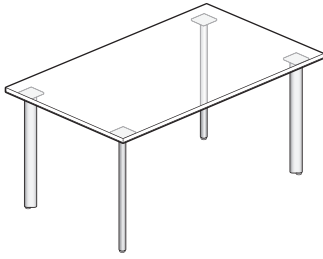
Pebble

Height	Depth	Width	Number	① ② ③ ④	HPL				Wood			
					A	F	B	F	A	U	B	U
Symmetrical — Base — No Power — No Cutout												
16"(406mm)	24"(610mm)	24"(610mm)	TCRP-2424-	S E 1	\$ 748.54	\$ 986.68	\$ 847.98	\$1086.12	\$ 1205.71	\$ 1337.92	\$ 1294.18	\$ 1434.01
	30"(762mm)	30"(762mm)	TCRP-3030-	S E 1	827.74	1109.56	933.21	1215.03	1457.11	1685.55	1591.33	1842.79
	36"(914mm)	36"(914mm)	TCRP-3636-	S E 1	922.94	1248.44	1035.78	1361.28	1759.47	2115.13	1948.54	2347.91
	42"(1067mm)	42"(1067mm)	TCRP-4242-	S E 1	1034.14	1403.32	1155.69	1524.87	2112.79	2627.79	2365.81	2950.70
	48"(1219mm)	48"(1219mm)	TCRP-4848-	S E 1	1161.34	1574.20	1292.94	1705.80	2517.07	3222.21	2843.14	3649.60
20"(508mm)	24"(610mm)	24"(610mm)	TCRP-2424-	S E 2	\$ 756.56	\$ 994.70	\$ 856.00	\$1094.14	\$ 1213.73	\$ 1345.94	\$ 1302.20	\$ 1442.03
	30"(762mm)	30"(762mm)	TCRP-3030-	S E 2	835.76	1117.58	941.23	1223.05	1465.13	1693.57	1599.35	1850.81
	36"(914mm)	36"(914mm)	TCRP-3636-	S E 2	930.96	1256.46	1043.80	1369.30	1767.49	2123.15	1956.56	2355.93
	42"(1067mm)	42"(1067mm)	TCRP-4242-	S E 2	1042.16	1411.34	1163.71	1532.89	2120.81	2635.81	2373.83	2958.72
	48"(1219mm)	48"(1219mm)	TCRP-4848-	S E 2	1169.36	1582.22	1300.96	1713.82	2525.09	3230.23	2851.16	3657.62
29"(737mm)	30"(762mm)	30"(762mm)	TCRP-3030-	S E 4	\$ 859.79	\$ 1141.61	\$ 965.26	\$ 1247.08	\$ 1489.16	\$ 1717.60	\$ 1623.38	\$ 1874.84
	36"(914mm)	36"(914mm)	TCRP-3636-	S E 4	954.99	1280.49	1067.83	1393.33	1791.52	2147.18	1980.59	2379.96
	42"(1067mm)	42"(1067mm)	TCRP-4242-	S E 4	1066.19	1435.37	1187.74	1556.92	2144.84	2659.84	2397.86	2982.75
	48"(1219mm)	48"(1219mm)	TCRP-4848-	S E 4	1193.39	1606.25	1324.99	1737.85	2549.12	3254.26	2875.19	3681.65
	54"(1372mm)	54"(1372mm)	TCRP-5454-	S E 4	1336.59	1793.13	1479.58	1936.12	N/A	N/A	N/A	N/A
	60"(1524mm)	60"(1524mm)	TCRP-6060-	S E 4	1495.79	1996.01	1651.51	2151.73	N/A	N/A	N/A	N/A
Symmetrical — Base — Power Ready — No Cutout												
16"(406mm)	24"(610mm)	24"(610mm)	TCRP-2424-	S E 1	\$ 779.02	\$ 1017.16	\$ 878.46	\$ 1116.60	\$ 1236.19	\$ 1368.40	\$ 1324.66	\$ 1464.49
	30"(762mm)	30"(762mm)	TCRP-3030-	S E 1	858.22	1140.04	963.69	1245.51	1487.59	1716.03	1621.81	1873.27
	36"(914mm)	36"(914mm)	TCRP-3636-	S E 1	953.42	1278.92	1066.26	1391.76	1789.95	2145.61	1979.02	2378.39
	42"(1067mm)	42"(1067mm)	TCRP-4242-	S E 1	1064.62	1433.80	1186.17	1555.35	2143.27	2658.27	2396.29	2981.18
	48"(1219mm)	48"(1219mm)	TCRP-4848-	S E 1	1191.82	1604.68	1323.42	1736.28	2547.55	3252.69	2873.62	3680.08
20"(508mm)	24"(610mm)	24"(610mm)	TCRP-2424-	S E 2	\$ 787.04	\$ 1025.18	\$ 886.48	\$ 1124.62	\$ 1244.21	\$ 1376.42	\$ 1332.68	\$ 1472.51
	30"(762mm)	30"(762mm)	TCRP-3030-	S E 2	866.24	1148.06	971.71	1253.53	1495.61	1724.05	1629.83	1881.29
	36"(914mm)	36"(914mm)	TCRP-3636-	S E 2	961.44	1286.94	1074.28	1399.78	1797.97	2153.63	1987.04	2386.41
	42"(1067mm)	42"(1067mm)	TCRP-4242-	S E 2	1072.64	1441.82	1194.19	1563.37	2151.29	2666.29	2404.31	2989.20
	48"(1219mm)	48"(1219mm)	TCRP-4848-	S E 2	1199.84	1612.70	1331.44	1744.30	2555.57	3260.71	2881.64	3688.10
29"(737mm)	30"(762mm)	30"(762mm)	TCRP-3030-	S E 4	\$ 890.27	\$ 1172.09	\$ 995.74	\$ 1277.56	\$ 1519.64	\$ 1748.08	\$ 1653.86	\$ 1905.32
	36"(914mm)	36"(914mm)	TCRP-3636-	S E 4	985.47	1310.97	1098.31	1423.81	1822.00	2177.66	2011.07	2410.44
	42"(1067mm)	42"(1067mm)	TCRP-4242-	S E 4	1096.67	1465.85	1218.22	1587.40	2175.32	2690.32	2428.34	3013.23
	48"(1219mm)	48"(1219mm)	TCRP-4848-	S E 4	1223.87	1636.73	1355.47	1768.33	2579.60	3284.74	2905.67	3712.13
	54"(1372mm)	54"(1372mm)	TCRP-5454-	S E 4	1367.07	1823.61	1510.06	1966.60	N/A	N/A	N/A	N/A
	60"(1524mm)	60"(1524mm)	TCRP-6060-	S E 4	1526.27	2026.49	1681.99	2182.21	N/A	N/A	N/A	N/A

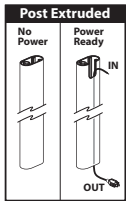
Jive Table — Post Extruded Base Pebble

Height	Depth	Width	Number	① ② ③ ④	HPL				Wood						
					A	F	B	F	A	U	B	U			
Asymmetrical — Base — No Power — No Cutout															
16"(406mm)	30"(762mm)	48"(1219mm)	TCRP-3048-	■	S	E	1	\$ 943.23	\$1270.13	\$1063.44	\$1390.34	\$ 1972.52	\$ 2377.59	\$ 2211.79	\$2668.98
		60"(1524mm)	TCRP-3060-	■	S	E	1	1033.80	1424.82	1160.71	1551.73	2259.73	2747.95	2551.55	3104.57
		72"(1829mm)	TCRP-3072-	■	S	E	1	1125.41	1586.84	1259.02	1720.45	2550.12	3129.65	2895.18	3553.43
	36"(914mm)	60"(1524mm)	TCRP-3660-	■	S	E	1	\$ 1117.40	\$1530.26	\$ 1251.01	\$1663.87	\$ 2525.57	\$3042.11	\$2865.29	\$3450.95
		72"(1829mm)	TCRP-3672-	■	S	E	1	1225.27	1710.11	1366.92	1851.76	2867.72	3477.60	3269.95	3963.19
20"(508mm)	30"(762mm)	48"(1219mm)	TCRP-3048-	■	S	E	2	\$ 951.25	\$1278.15	\$ 1071.46	\$1398.36	\$ 1980.54	\$2385.61	\$ 2219.81	\$ 2677.00
		60"(1524mm)	TCRP-3060-	■	S	E	2	1041.82	1432.84	1168.73	1559.75	2267.75	2755.97	2559.57	3112.59
		72"(1829mm)	TCRP-3072-	■	S	E	2	1133.43	1594.86	1267.04	1728.47	2558.14	3137.67	2903.20	3561.45
	36"(914mm)	60"(1524mm)	TCRP-3660-	■	S	E	2	\$ 1125.42	\$1538.28	\$1259.03	\$ 1671.89	\$ 2533.59	\$3050.13	\$ 2873.31	\$3458.97
		72"(1829mm)	TCRP-3672-	■	S	E	2	1233.29	1718.13	1374.94	1859.78	2875.74	3485.62	3277.97	3971.21
29"(737mm)	30"(762mm)	48"(1219mm)	TCRP-3048-	■	S	E	4	\$ 975.28	\$1302.18	\$1095.49	\$1422.39	\$2004.57	\$2409.64	\$2243.84	\$ 2701.03
		60"(1524mm)	TCRP-3060-	■	S	E	4	1065.85	1456.87	1192.76	1583.78	2291.78	2780.00	2583.60	3136.62
		72"(1829mm)	TCRP-3072-	■	S	E	4	1157.46	1618.89	1291.07	1752.50	2582.17	3161.70	2927.23	3585.48
	36"(914mm)	60"(1524mm)	TCRP-3660-	■	S	E	4	\$ 1149.45	\$1562.31	\$1283.06	\$1695.92	\$ 2557.62	\$3074.16	\$ 2897.34	\$3483.00
		72"(1829mm)	TCRP-3672-	■	S	E	4	1257.32	1742.16	1398.97	1883.81	2899.77	3509.65	3302.00	3995.24
	42"(1067mm)	72"(1829mm)	TCRP-4272-	■	S	E	4	\$ 1357.17	\$1865.43	\$1506.86	\$ 2015.12	\$ 3217.36	\$3857.60	\$3676.77	\$4405.00
	48"(1219mm)	72"(1829mm)	TCRP-4872-	■	S	E	4	\$ 1457.03	\$1988.70	\$ 1614.76	\$ 2146.43	\$3534.96	\$4205.56	\$ 4051.53	\$ 4814.76
Asymmetrical — Base — Power Ready — No Cutout															
16"(406mm)	30"(762mm)	48"(1219mm)	TCRP-3048-	■	S	E	1	\$ 973.71	\$1300.61	\$1093.92	\$1420.82	\$2003.00	\$2408.07	\$2242.27	\$2699.46
		60"(1524mm)	TCRP-3060-	■	S	E	1	1064.28	1455.30	1191.19	1582.21	2290.21	2778.43	2582.03	3135.05
		72"(1829mm)	TCRP-3072-	■	S	E	1	1155.89	1617.32	1289.50	1750.93	2580.60	3160.13	2925.66	3583.91
	36"(914mm)	60"(1524mm)	TCRP-3660-	■	S	E	1	\$ 1147.88	\$1560.74	\$ 1281.49	\$1694.35	\$ 2556.05	\$3072.59	\$2895.77	\$ 3481.43
		72"(1829mm)	TCRP-3672-	■	S	E	1	1255.75	1740.59	1397.40	1882.24	2898.20	3508.08	3300.43	3993.67
20"(508mm)	30"(762mm)	48"(1219mm)	TCRP-3048-	■	S	E	2	\$ 981.73	\$1308.63	\$ 1101.94	\$1428.84	\$ 2011.02	\$ 2416.09	\$2250.29	\$ 2707.48
		60"(1524mm)	TCRP-3060-	■	S	E	2	1072.30	1463.32	1199.21	1590.23	2298.23	2786.45	2590.05	3143.07
		72"(1829mm)	TCRP-3072-	■	S	E	2	1163.91	1625.34	1297.52	1758.95	2588.62	3168.15	2933.68	3591.93
	36"(914mm)	60"(1524mm)	TCRP-3660-	■	S	E	2	\$ 1155.90	\$1568.76	\$1289.51	\$1702.37	\$2564.07	\$3080.61	\$2903.79	\$3489.45
		72"(1829mm)	TCRP-3672-	■	S	E	2	1263.77	1748.61	1405.42	1890.26	2906.22	3516.10	3308.45	4001.69
29"(737mm)	30"(762mm)	48"(1219mm)	TCRP-3048-	■	S	E	4	\$1005.76	\$1332.66	\$ 1125.97	\$1452.87	\$2035.05	\$2440.12	\$ 2274.32	\$ 2731.51
		60"(1524mm)	TCRP-3060-	■	S	E	4	1096.33	1487.35	1223.24	1614.26	2322.26	2810.48	2614.08	3167.10
		72"(1829mm)	TCRP-3072-	■	S	E	4	1187.94	1649.37	1321.55	1782.98	2612.65	3192.18	2957.71	3615.96
	36"(914mm)	60"(1524mm)	TCRP-3660-	■	S	E	4	\$ 1179.93	\$1592.79	\$ 1313.54	\$1726.40	\$2588.10	\$ 3104.64	\$2927.82	\$ 3513.48
		72"(1829mm)	TCRP-3672-	■	S	E	4	1287.80	1772.64	1429.45	1914.29	2930.25	3540.13	3332.48	4025.72
	42"(1067mm)	72"(1829mm)	TCRP-4272-	■	S	E	4	\$ 1387.65	\$1895.91	\$ 1537.34	\$2045.60	\$ 3247.84	\$3888.08	\$ 3707.25	\$4435.48
	48"(1219mm)	72"(1829mm)	TCRP-4872-	■	S	E	4	\$ 1487.51	\$2019.18	\$1645.24	\$ 2176.91	\$3565.44	\$4236.04	\$4082.01	\$4845.24

Jive Table — Post Extruded Base Rectangle



TORA
Class JV



Features

- Includes 1.18" (30mm) thick top, leg bases, adjustable glides or casters, and hardware.
- Standard table heights are 16" (406mm), 20" (508mm) and 29" (737mm).
- High-Pressure Laminate (HPL) top with knife edge or 3mm edgeband edges or wood veneer top with 3mm wood edgeband or knife edge.
- Bases are painted steel.
- Casters:
 - Two locking and two non-locking casters.
 - Standard in black.
- Glides:
 - 0.625" (16mm) adjustment.
 - Standard in black.
- Casters and glides are not interchangeable.
- Depth and width shown in nominal dimensions.
- Ships unassembled.

Specification Tips

- Edge choice allows a flat seam between tables.
- **Specifying a cutout does not automatically include a Power Ready base.**
- Factory installed cutout is available for:
 - Specify the (F) option for a Center, Single-Sided/4 outlet Flip Top Unit
 - Specify the (J) option for a Center, Single-Sided/6 outlet Flip Top Unit
 - Specify the (M) option for a Center, Double-Sided/8 outlet Flip Top Unit
 - Specify the (Q) option for a Center, Double-Sided/12 outlet Flip Top Unit
- Power Ready Base:
 - Allows for cord management through one of the Post Extruded legs.
- **Powered leg location determined during installation.**
 - Casters and Glides:
 - Specify the (J) option for Casters on the Power Ready base (only available on 29" (737mm)H tables)
 - Specify the (K) option for Glides on the Power Ready base (available on 16" (406mm), 20" (508mm) and 29" (737mm)H tables)
 - Flip Top Unit circuit breaker plug will not fit in the Power Ready Base opening.**
- **Power cord length determines the distance to building power source.**
- Separately specified:
 - Ganging Mechanism - Recommended for use with power between tables.
 - Horizontal and Vertical Wire Management
 - Power and Data Components
 - Accessories
- Refer to Specification Guide:
 - Accessory placement and compatibility.
 - Seating capacities and leg locations.
 - Information on electrical components compatible with factory cut opening.
 - Power Ready base cable capacity.
- Application may require approval of local authority having jurisdiction (AHJ); ensure compliance before placing orders and installation.

To Order, Specify:

1) Product number, including:

1 Surface Option:

- L** Laminate
- W** Wood

2 Edge Option:

- Laminate:
- J** Edgeband
 - F** Knife

- Wood:
- K** Edgeband
 - U** Knife

3 Cutout:

- N** No Cutout
- F** Center, Single-Sided/4 outlets (add **\$51.51** list)
- J** Center, Single-Sided/6 outlets (add **\$51.51** list)
- M** Center, Double-Sided/8 outlets (add **\$51.51** list)
- Q** Center, Double-Sided/12 outlets (add **\$51.51** list)

4 Base and Wire Management Option:

Base - No Power:

- C** Casters (add **\$25.09** list) (29" (737mm) Height Only)
- G** Glides

Base - Power Ready:

- J** Casters (add **\$25.09** list) (29" (737mm) Height Only)
- K** Glides

2) Laminate surface color or wood finish color.

3) Edgeband trim color (laminate only).

4) Base trim color.

Note: \$70.82 upcharge list for Metallic trim colors.

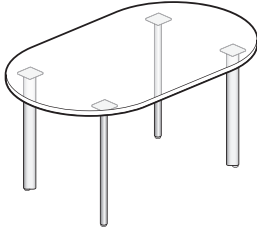
Jive Table — Post Extruded Base Rectangle

Height	Depth	Width	Number	① ② ③ ④	HPL				Wood				
					A	F	B	F	A	U	B	U	
Base — No Power — No Cutout													
16"(406mm)	30"(762mm)	48"(1219mm)	TCRA-3048-	S E 1	\$ 943.23	\$1270.13	\$1063.44	\$1390.34	\$ 1972.52	\$ 2377.59	\$ 2211.79	\$2668.98	
		54"(1372mm)	TCRA-3054-	S E 1	988.39	1346.56	1111.95	1470.12	2115.73	2561.35	2381.19	2885.12	
		60"(1524mm)	TCRA-3060-	S E 1	1033.80	1424.82	1160.71	1551.73	2259.73	2747.95	2551.55	3104.57	
	36"(914mm)	60"(1524mm)	TCRA-3660-	S E 1	\$ 1117.40	\$1530.26	\$ 1251.01	\$1663.87	\$ 2525.57	\$3042.11	\$2865.29	\$3450.95	
20"(508mm)	30"(762mm)	48"(1219mm)	TCRA-3048-	S E 2	\$ 951.25	\$1278.15	\$ 1071.46	\$1398.36	\$ 1980.54	\$2385.61	\$ 2219.81	\$ 2677.00	
		54"(1372mm)	TCRA-3054-	S E 2	996.41	1354.58	1119.97	1478.14	2123.75	2569.37	2389.21	2893.14	
		60"(1524mm)	TCRA-3060-	S E 2	1041.82	1432.84	1168.73	1559.75	2267.75	2755.97	2559.57	3112.59	
	36"(914mm)	60"(1524mm)	TCRA-3660-	S E 2	\$ 1125.42	\$1538.28	\$1259.03	\$ 1671.89	\$ 2533.59	\$3050.13	\$ 2873.31	\$3458.97	
29"(737mm)	18"(457mm)	48"(1219mm)	TCRA-1848-	S E 4	\$ 840.60	N/A	\$ 950.09	N/A	\$ 1576.40	N/A	\$ 1738.42	N/A	
		54"(1372mm)	TCRA-1854-	S E 4	869.49	N/A	980.99	N/A	1667.85	N/A	1846.78	N/A	
		60"(1524mm)	TCRA-1860-	S E 4	898.65	N/A	1012.16	N/A	1760.10	N/A	1956.12	N/A	
		66"(1676mm)	TCRA-1866-	S E 4	928.06	N/A	1043.58	N/A	1853.14	N/A	2066.42	N/A	
24"(610mm)	36"(914mm)	48"(1219mm)	TCRA-2436-	S E 4	\$ 834.67	\$1085.04	\$ 944.16	\$ 1194.53	\$ 1558.20	\$ 1864.04	\$ 1716.27	\$2059.08	
		42"(1067mm)	TCRA-2442-	S E 4	871.17	1148.89	983.34	1261.06	1673.94	2015.24	1853.21	2236.90	
		48"(1219mm)	TCRA-2448-	S E 4	907.94	1214.57	1022.79	1329.42	1790.48	2169.27	1991.13	2418.03	
		54"(1372mm)	TCRA-2454-	S E 4	944.97	1282.08	1062.50	1399.61	1907.81	2326.14	2130.01	2602.47	
30"(762mm)	36"(914mm)	60"(1524mm)	TCRA-2460-	S E 4	982.25	1351.43	1102.46	1471.64	2025.94	2485.84	2269.86	2790.24	
		66"(1676mm)	TCRA-2466-	S E 4	1019.79	1422.61	1142.68	1545.50	2144.86	2648.37	2410.68	2981.32	
		72"(1829mm)	TCRA-2472-	S E 4	1057.60	1495.62	1183.17	1621.19	2264.58	2813.74	2552.46	3175.72	
		42"(1067mm)	TCRA-3036-	S E 4	\$ 885.75	\$ 1154.81	\$ 999.26	\$1268.32	\$ 1720.53	\$2050.61	\$ 1907.95	\$ 2278.71	
36"(914mm)	60"(1524mm)	42"(1067mm)	TCRA-3042-	S E 4	930.38	1227.58	1047.24	1344.44	1862.15	2228.71	2075.41	2488.21	
		48"(1219mm)	TCRA-3048-	S E 4	975.28	1302.18	1095.49	1422.39	2004.57	2409.64	2243.84	2701.03	
		54"(1372mm)	TCRA-3054-	S E 4	1020.44	1378.61	1144.00	1502.17	2147.78	2593.40	2413.24	2917.17	
		60"(1524mm)	TCRA-3060-	S E 4	1065.85	1456.87	1192.76	1583.78	2291.78	2780.00	2583.60	3136.62	
42"(1067mm)	60"(1524mm)	72"(1829mm)	TCRA-3072-	S E 4	1157.46	1618.89	1291.07	1752.50	2582.17	3161.70	2927.23	3585.48	
		66"(1676mm)	TCRA-3666-	S E 4	\$ 1149.45	\$1562.31	\$1283.06	\$1695.92	\$ 2557.62	\$3074.16	\$ 2897.34	\$3483.00	
		72"(1829mm)	TCRA-3672-	S E 4	1203.25	1651.32	1340.88	1788.95	2728.30	3290.49	3099.19	3737.46	
		72"(1829mm)	TCRA-4260-	S E 4	\$1233.05	\$1667.75	\$1373.36	\$1808.06	\$2823.46	\$3368.32	\$ 3211.08	\$3829.38	
48"(1219mm)	72"(1829mm)	TCRA-4272-	S E 4	1357.17	1865.43	1506.86	2015.12	3217.36	3857.60	3676.77	4405.00		
		TCRA-4872-	S E 4	\$1457.03	\$1988.70	\$ 1614.76	\$2146.43	\$3534.96	\$4205.56	\$ 4051.53	\$ 4814.76		

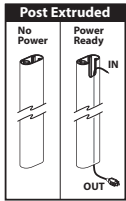
Jive Table — Post Extruded Base Rectangle

Height	Depth	Width	Number	① ② ③ ④	HPL				Wood				
					A	F	B	F	A	U	B	U	
Base — Power Ready — No Cutout													
16"(406mm)	30"(762mm)	48"(1219mm)	TCRA-3048-	S E 1	\$ 973.71	\$1300.61	\$1093.92	\$ 1420.82	\$2003.00	\$2408.07	\$ 2242.27	\$2699.46	
		54"(1372mm)	TCRA-3054-	S E 1	1018.87	1377.04	1142.43	1500.60	2146.21	2591.83	2411.67	2915.60	
		60"(1524mm)	TCRA-3060-	S E 1	1064.28	1455.30	1191.19	1582.21	2290.21	2778.43	2582.03	3135.05	
	36"(914mm)	60"(1524mm)	TCRA-3660-	S E 1	\$ 1147.88	\$1560.74	\$ 1281.49	\$ 1694.35	\$2556.05	\$3072.59	\$2895.77	\$ 3481.43	
20"(508mm)	30"(762mm)	48"(1219mm)	TCRA-3048-	S E 2	\$ 981.73	\$1308.63	\$ 1101.94	\$ 1428.84	\$ 2011.02	\$ 2416.09	\$2250.29	\$ 2707.48	
		54"(1372mm)	TCRA-3054-	S E 2	1026.89	1385.06	1150.45	1508.62	2154.23	2599.85	2419.69	2923.62	
		60"(1524mm)	TCRA-3060-	S E 2	1072.30	1463.32	1199.21	1590.23	2298.23	2786.45	2590.05	3143.07	
	36"(914mm)	60"(1524mm)	TCRA-3660-	S E 2	\$ 1155.90	\$1568.76	\$ 1289.51	\$ 1702.37	\$2564.07	\$3080.61	\$2903.79	\$3489.45	
29"(737mm)	18"(457mm)	48"(1219mm)	TCRA-1848-	S E 4	\$ 871.08	N/A	\$ 980.57	N/A	\$ 1606.88	N/A	\$ 1768.90	N/A	
		54"(1372mm)	TCRA-1854-	S E 4	899.97	N/A	1011.47	N/A	1698.33	N/A	1877.26	N/A	
		60"(1524mm)	TCRA-1860-	S E 4	929.13	N/A	1042.64	N/A	1790.58	N/A	1986.60	N/A	
		66"(1676mm)	TCRA-1866-	S E 4	958.54	N/A	1074.06	N/A	1883.62	N/A	2096.90	N/A	
24"(610mm)	36"(914mm)	48"(1219mm)	TCRA-2448-	S E 4	988.22	N/A	1105.75	N/A	1977.46	N/A	2208.18	N/A	
		42"(1067mm)	TCRA-2442-	S E 4	901.65	1179.37	1013.82	1291.54	1704.42	2045.72	1883.69	2267.38	
		48"(1219mm)	TCRA-2448-	S E 4	938.42	1245.05	1053.27	1359.90	1820.96	2199.75	2021.61	2448.51	
		54"(1372mm)	TCRA-2454-	S E 4	975.45	1312.56	1092.98	1430.09	1938.29	2356.62	2160.49	2632.95	
30"(762mm)	36"(914mm)	60"(1524mm)	TCRA-2460-	S E 4	1012.73	1381.91	1132.94	1502.12	2056.42	2516.32	2300.34	2820.72	
		66"(1676mm)	TCRA-2466-	S E 4	1050.27	1453.09	1173.16	1575.98	2175.34	2678.85	2441.16	3011.80	
		72"(1829mm)	TCRA-2472-	S E 4	1088.08	1526.10	1213.65	1651.67	2295.06	2844.22	2582.94	3206.20	
		42"(1067mm)	TCRA-3036-	S E 4	\$ 916.23	\$ 1185.29	\$1029.74	\$ 1298.80	\$ 1751.01	\$ 2081.09	\$ 1938.43	\$2309.19	
36"(914mm)	60"(1524mm)	42"(1067mm)	TCRA-3042-	S E 4	960.86	1258.06	1077.72	1374.92	1892.63	2259.19	2105.89	2518.69	
		48"(1219mm)	TCRA-3048-	S E 4	1005.76	1332.66	1125.97	1452.87	2035.05	2440.12	2274.32	2731.51	
		54"(1372mm)	TCRA-3054-	S E 4	1050.92	1409.09	1174.48	1532.65	2178.26	2623.88	2443.72	2947.65	
		60"(1524mm)	TCRA-3060-	S E 4	1096.33	1487.35	1223.24	1614.26	2322.26	2810.48	2614.08	3167.10	
42"(1067mm)	60"(1524mm)	72"(1829mm)	TCRA-3072-	S E 4	1187.94	1649.37	1321.55	1782.98	2612.65	3192.18	2957.71	3615.96	
		66"(1676mm)	TCRA-3666-	S E 4	\$ 1179.93	\$1592.79	\$ 1313.54	\$ 1726.40	\$2588.10	\$ 3104.64	\$ 2927.82	\$ 3513.48	
		72"(1829mm)	TCRA-3672-	S E 4	1233.73	1681.80	1371.36	1819.43	2758.78	3320.97	3129.67	3767.94	
		72"(1829mm)	TCRA-4260-	S E 4	\$1263.53	\$1698.23	\$1403.84	\$ 1838.54	\$2853.94	\$3398.80	\$ 3241.56	\$3859.86	
48"(1219mm)	72"(1829mm)	TCRA-4272-	S E 4	1387.65	1895.91	1537.34	2045.60	3247.84	3888.08	3707.25	4435.48		
		TCRA-4872-	S E 4	\$1487.51	\$2019.18	\$1645.24	\$ 2176.91	\$3565.44	\$4236.04	\$4082.01	\$4845.24		

Jive Table — Post Extruded Base Racetrack



TORT
Class JV



Features

- Includes 1.18" (30mm) thick top, leg bases, adjustable glides or casters, and hardware.
- Standard table heights are 16" (406mm), 20" (508mm) and 29" (737mm).
- High-Pressure Laminate (HPL) top with knife edge or 3mm edgeband edges or wood veneer top with 3mm wood edgeband or knife edge.
- Bases are painted steel.
- 16" (406mm) and 20" (508mm) heights are available with glides only.
- 29" (737mm) height available with glides or casters.
- Casters:
 - Two locking and two non-locking casters.
 - Standard in black.
- Glides:
 - 0.625" (16mm) adjustment.
 - Standard in black.
- Casters and glides are not interchangeable.
- Depth and width shown in nominal dimensions.
- Ships unassembled.

Specification Tips

- **Specifying a cutout does not automatically include a Power Ready base.**
- Factory installed cutout is available for:
 - Specify the (F) option for a Center, Single-Sided/4 outlet Flip Top Unit
 - Specify the (J) option for a Center, Single-Sided/6 outlet Flip Top Unit
 - Specify the (M) option for a Center, Double-Sided/8 outlet Flip Top Unit
 - Specify the (Q) option for a Center, Double-Sided/12 outlet Flip Top Unit
- Power Ready Base:
 - Allows for cord management through one of the Post Extruded legs.
- **Powered leg location determined during installation.**
 - Casters and Glides:
 - Specify the (J) option for Casters on the Power Ready base (only available on 29" (737mm)H tables)
 - Specify the (K) option for Glides on the Power Ready base (available on 16" (406mm), 20" (508mm) and 29" (737mm)H tables)
 - Flip Top Unit circuit breaker plug will not fit in the Power Ready Base opening.**
- **Power cord length determines the distance to building power source.**
- Separately specified:
 - Horizontal and Vertical Wire Management
 - Power and Data Components
 - Accessories
- Refer to Specification Guide:
 - Accessory placement and compatibility.
 - Seating capacities and leg locations.
 - Information on electrical components compatible with factory cut opening.
 - Power Ready base cable capacity.
- Application may require approval of local authority having jurisdiction (AHJ); ensure compliance before placing orders and installation.

To Order, Specify:

1) Product number, including:

1 Surface Option:

- L** Laminate
- W** Wood

2 Edge Option:

- Laminate:
- J** Edgeband
 - F** Knife

- Wood:
- K** Edgeband
 - U** Knife

3 Cutout:

- N** No Cutout
- F** Center, Single-Sided/4 outlets (add **\$51.51** list)
- J** Center, Single-Sided/6 outlets (add **\$51.51** list)
- M** Center, Double-Sided/8 outlets (add **\$51.51** list)
- Q** Center, Double-Sided/12 outlets (add **\$51.51** list)

4 Base and Wire Management Option:

Base - No Power:

- C** Casters (add **\$25.09** list) (29" (737mm) Height Only)
- G** Glides

Base - Power Ready:

- J** Casters (add **\$25.09** list) (29" (737mm) Height Only)
- K** Glides

2) Laminate surface color or wood finish color.

3) Edgeband trim color (laminate only).

4) Base trim color.

Note: \$70.82 upcharge list for Metallic trim colors.

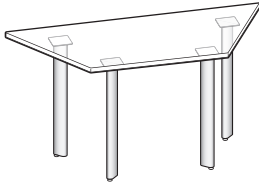
Jive Table — Post Extruded Base

Racetrack

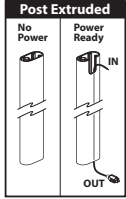
Height	Depth	Width	Number	① ② ③ ④	HPL				Wood				
					A	F	B	F	A	U	B	U	
Base — No Power — No Cutout													
16"(406mm)	30"(762mm)	48"(1219mm)	TCRT-3048-	S E 1	\$ 943.23	\$1270.13	\$1063.44	\$1390.34	\$ 1972.52	\$ 2377.59	\$ 2211.79	\$2668.98	
		60"(1524mm)	TCRT-3060-	S E 1	1033.80	1424.82	1160.71	1551.73	2259.73	2747.95	2551.55	3104.57	
		72"(1829mm)	TCRT-3072-	S E 1	1125.41	1586.84	1259.02	1720.45	2550.12	3129.65	2895.18	3553.43	
	36"(914mm)	60"(1524mm)	TCRT-3660-	S E 1	\$ 1117.40	\$1530.26	\$ 1251.01	\$1663.87	\$ 2525.57	\$3042.11	\$2865.29	\$3450.95	
20"(508mm)	30"(762mm)	48"(1219mm)	TCRT-3048-	S E 2	\$ 951.25	\$1278.15	\$ 1071.46	\$1398.36	\$ 1980.54	\$2385.61	\$ 2219.81	\$ 2677.00	
		60"(1524mm)	TCRT-3060-	S E 2	1041.82	1432.84	1168.73	1559.75	2267.75	2755.97	2559.57	3112.59	
		72"(1829mm)	TCRT-3072-	S E 2	1133.43	1594.86	1267.04	1728.47	2558.14	3137.67	2903.20	3561.45	
	36"(914mm)	60"(1524mm)	TCRT-3660-	S E 2	\$ 1125.42	\$1538.28	\$1259.03	\$ 1671.89	\$ 2533.59	\$3050.13	\$ 2873.31	\$3458.97	
29"(737mm)	30"(762mm)	48"(1219mm)	TCRT-3048-	S E 4	\$ 975.28	\$1302.18	\$1095.49	\$1422.39	\$2004.57	\$2409.64	\$2243.84	\$ 2701.03	
		60"(1524mm)	TCRT-3060-	S E 4	1065.85	1456.87	1192.76	1583.78	2291.78	2780.00	2583.60	3136.62	
		72"(1829mm)	TCRT-3072-	S E 4	1157.46	1618.89	1291.07	1752.50	2582.17	3161.70	2927.23	3585.48	
	36"(914mm)	60"(1524mm)	TCRT-3660-	S E 4	\$ 1149.45	\$1562.31	\$1283.06	\$1695.92	\$ 2557.62	\$3074.16	\$ 2897.34	\$3483.00	
42"(1067mm)	72"(1829mm)	42"(1067mm)	TCRT-4272-	S E 4	\$ 1357.17	\$1865.43	\$1506.86	\$ 2015.12	\$ 3217.36	\$3857.60	\$3676.77	\$4405.00	
		48"(1219mm)	72"(1829mm)	TCRT-4872-	S E 4	\$ 1457.03	\$1988.70	\$ 1614.76	\$ 2146.43	\$3534.96	\$4205.56	\$ 4051.53	\$ 4814.76
		48"(1219mm)	72"(1829mm)	TCRT-4872-	S E 4	\$ 1457.03	\$1988.70	\$ 1614.76	\$ 2146.43	\$3534.96	\$4205.56	\$ 4051.53	\$ 4814.76
	48"(1219mm)	72"(1829mm)	TCRT-4872-	S E 4	\$ 1457.03	\$1988.70	\$ 1614.76	\$ 2146.43	\$3534.96	\$4205.56	\$ 4051.53	\$ 4814.76	
Base — Power Ready — No Cutout													
16"(406mm)	30"(762mm)	48"(1219mm)	TORT-3048-	S E 1	\$ 973.71	\$1300.61	\$1093.92	\$1420.82	\$2003.00	\$2408.07	\$2242.27	\$2699.46	
		60"(1524mm)	TORT-3060-	S E 1	1064.28	1455.30	1191.19	1582.21	2290.21	2778.43	2582.03	3135.05	
		72"(1829mm)	TORT-3072-	S E 1	1155.89	1617.32	1289.50	1750.93	2580.60	3160.13	2925.66	3583.91	
	36"(914mm)	60"(1524mm)	TORT-3660-	S E 1	\$ 1147.88	\$1560.74	\$ 1281.49	\$1694.35	\$2556.05	\$3072.59	\$2895.77	\$ 3481.43	
20"(508mm)	30"(762mm)	48"(1219mm)	TORT-3048-	S E 2	\$ 981.73	\$1308.63	\$ 1101.94	\$1428.84	\$ 2011.02	\$ 2416.09	\$2250.29	\$ 2707.48	
		60"(1524mm)	TORT-3060-	S E 2	1072.30	1463.32	1199.21	1590.23	2298.23	2786.45	2590.05	3143.07	
		72"(1829mm)	TORT-3072-	S E 2	1163.91	1625.34	1297.52	1758.95	2588.62	3168.15	2933.68	3591.93	
	36"(914mm)	60"(1524mm)	TORT-3660-	S E 2	\$ 1155.90	\$1568.76	\$1289.51	\$1702.37	\$2564.07	\$3080.61	\$2903.79	\$3489.45	
29"(737mm)	30"(762mm)	48"(1219mm)	TORT-3048-	S E 4	\$1005.76	\$1332.66	\$ 1125.97	\$1452.87	\$2035.05	\$2440.12	\$2274.32	\$ 2731.51	
		60"(1524mm)	TORT-3060-	S E 4	1096.33	1487.35	1223.24	1614.26	2322.26	2810.48	2614.08	3167.10	
		72"(1829mm)	TORT-3072-	S E 4	1187.94	1649.37	1321.55	1782.98	2612.65	3192.18	2957.71	3615.96	
	36"(914mm)	60"(1524mm)	TORT-3660-	S E 4	\$ 1179.93	\$1592.79	\$ 1313.54	\$1726.40	\$2588.10	\$ 3104.64	\$2927.82	\$ 3513.48	
42"(1067mm)	72"(1829mm)	42"(1067mm)	TORT-4272-	S E 4	\$ 1387.65	\$1895.91	\$ 1537.34	\$2045.60	\$ 3247.84	\$3888.08	\$ 3707.25	\$4435.48	
		48"(1219mm)	72"(1829mm)	TORT-4872-	S E 4	\$ 1487.51	\$2019.18	\$1645.24	\$ 2176.91	\$3565.44	\$4236.04	\$4082.01	\$4845.24
		48"(1219mm)	72"(1829mm)	TORT-4872-	S E 4	\$ 1487.51	\$2019.18	\$1645.24	\$ 2176.91	\$3565.44	\$4236.04	\$4082.01	\$4845.24
	48"(1219mm)	72"(1829mm)	TORT-4872-	S E 4	\$ 1487.51	\$2019.18	\$1645.24	\$ 2176.91	\$3565.44	\$4236.04	\$4082.01	\$4845.24	

Jive Table — Post Extruded Base

Trapezoid



TCTP
Class JV



Features

- Includes 1.18" (30mm) thick top, leg bases, adjustable glides or casters, and hardware.
- Standard table height is 29" (737mm).
- High Pressure Laminate (HPL) with knife edge or 3mm edgeband edges or wood veneer top with 3mm wood edgeband or knife edge.
- Bases are painted steel.
- Casters:
 - Two locking and two non-locking casters.
 - Standard in black.
- Glides:
 - 0.625" (16mm) adjustment.
 - Standard in black.
- Casters and glides are not interchangeable.
- Depth and width shown in nominal dimensions.
- Ships unassembled.

Specification Tips

- Edge choice allows a flat seam between tables.
- **Specifying a cutout does not automatically include a Power Ready base.**
- Factory installed cutout is available for:
 - Specify the (F) option for a Center, Single-Sided/4 outlet Flip Top Unit
 - Specify the (J) option for a Center, Single-Sided/6 outlet Flip Top Unit
 - Specify the (M) option for a Center, Double-Sided/8 outlet Flip Top Unit
 - Specify the (Q) option for a Center, Double-Sided/12 outlet Flip Top Unit
- Power Ready Base:
 - Allows for cord management through one of the Post Extruded legs.
- **Powered leg location determined during installation.**
 - Casters and Glides:
 - Specify the (J) option for Casters on the Power Ready base (only available on 29" (737mm)H tables)
 - Specify the (K) option for Glides on the Power Ready base (available on 29" (737mm)H tables)
 - Flip Top Unit circuit breaker plug will not fit in the Power Ready Base opening.**
- **Power cord length determines the distance to building power source.**
- Separately specified:
 - Ganging Mechanism - Recommended for use with power between tables.
 - Horizontal and Vertical Wire Management
 - Power and Data Components
 - Accessories
- Refer to Specification Guide:
 - Accessory placement and compatibility.
 - Seating capacities and leg locations.
 - Information on electrical components compatible with factory cut opening.
 - Power Ready base cable capacity.
 - Application may require approval of local authority having jurisdiction (AHJ); ensure compliance before placing orders and installation.

To Order, Specify:

1) Product number, including:

1 Surface Option:

- L** Laminate
- W** Wood

2 Edge Option:

- Laminate:
- J** Edgeband
 - F** Knife

- Wood:
- K** Edgeband
 - U** Knife

3 Cutout:

- N** No Cutout
- F** Center, Single-Sided/4 outlets (add **\$51.51** list)
- J** Center, Single-Sided/6 outlets (add **\$51.51** list)

4 Base and Wire Management Option:

Base - No Power:

- C** Casters (add **\$25.09** list) (29" (737mm) Height Only)
- G** Glides

Base - Power Ready:

- J** Casters (add **\$25.09** list) (29" (737mm) Height Only)
- K** Glides

- 2) Laminate surface color or wood finish color.
- 3) Edgeband trim color (laminated only).
- 4) Base trim color.

Note: \$70.82 upcharge list for Metallic trim colors.

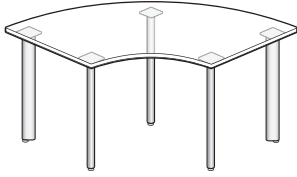
Jive Table — Post Extruded Base

Trapezoid

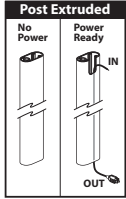
Height	Depth	Width	Number	① ② ③ ④	HPL				Wood			
					A	F	B	F	A	U	B	U
					J	F	J	F	K	U	K	U
Base — No Power — No Cutout												
29"(737mm)	24"(610mm)	48"(1219mm)	TCTP-2448-	■ ■ S ■ E ■ 4	\$ 908.01	\$ 1214.64	\$ 913.37	\$ 1220.00	\$ 1130.70	\$ 1509.49	\$ 1193.83	\$ 1620.73
		54"(1372mm)	TCTP-2454-	■ ■ S ■ E ■ 4	945.04	1282.15	953.08	1290.19	1248.03	1666.36	1332.71	1805.17
		60"(1524mm)	TCTP-2460-	■ ■ S ■ E ■ 4	982.32	1351.50	993.04	1362.22	1366.16	1826.06	1472.56	1992.94
		66"(1676mm)	TCTP-2466-	■ ■ S ■ E ■ 4	1019.86	1422.68	1033.26	1436.08	1485.08	1988.59	1613.38	2184.02
		72"(1829mm)	TCTP-2472-	■ ■ S ■ E ■ 4	1057.67	1495.69	1073.75	1511.77	1604.80	2153.96	1755.16	2378.42
	30"(762mm)	60"(1524mm)	TCTP-3060-	■ ■ S ■ E ■ 4	\$1065.92	\$1456.94	\$1083.34	\$ 1474.36	\$1632.00	\$ 2120.22	\$ 1786.30	\$2339.32
		66"(1676mm)	TCTP-3066-	■ ■ S ■ E ■ 4	1111.59	1537.03	1132.36	1557.80	1776.80	2309.65	1957.63	2562.09
		72"(1829mm)	TCTP-3072-	■ ■ S ■ E ■ 4	1157.53	1618.96	1181.65	1643.08	1922.39	2501.92	2129.93	2788.18
	36"(914mm)	84"(2134mm)	TCTP-3684-	■ ■ S ■ E ■ 4	\$1366.29	\$1929.41	\$1406.49	\$ 1969.61	\$2585.32	\$3296.70	\$ 2913.23	\$ 3723.45
Base — Power Ready — No Cutout												
29"(737mm)	24"(610mm)	48"(1219mm)	TCTP-2448-	■ ■ S ■ E ■ 4	\$ 938.49	\$1245.12	\$ 943.85	\$ 1250.48	\$ 1161.18	\$ 1539.97	\$ 1224.31	\$ 1651.21
		54"(1372mm)	TCTP-2454-	■ ■ S ■ E ■ 4	975.52	1312.63	983.56	1320.67	1278.51	1696.84	1363.19	1835.65
		60"(1524mm)	TCTP-2460-	■ ■ S ■ E ■ 4	1012.80	1381.98	1023.52	1392.70	1396.64	1856.54	1503.04	2023.42
		66"(1676mm)	TCTP-2466-	■ ■ S ■ E ■ 4	1050.34	1453.16	1063.74	1466.56	1515.56	2019.07	1643.86	2214.50
		72"(1829mm)	TCTP-2472-	■ ■ S ■ E ■ 4	1088.15	1526.17	1104.23	1542.25	1635.28	2184.44	1785.64	2408.90
	30"(762mm)	60"(1524mm)	TCTP-3060-	■ ■ S ■ E ■ 4	\$1096.40	\$1487.42	\$ 1113.82	\$ 1504.84	\$1662.48	\$ 2150.70	\$ 1816.78	\$2369.80
		66"(1676mm)	TCTP-3066-	■ ■ S ■ E ■ 4	1142.07	1567.51	1162.84	1588.28	1807.28	2340.13	1988.11	2592.57
		72"(1829mm)	TCTP-3072-	■ ■ S ■ E ■ 4	1188.01	1649.44	1212.13	1673.56	1952.87	2532.40	2160.41	2818.66
	36"(914mm)	84"(2134mm)	TCTP-3684-	■ ■ S ■ E ■ 4	\$1396.77	\$1959.89	\$1436.97	\$2000.09	\$ 2615.80	\$ 3327.18	\$2943.71	\$ 3753.93

Jive Table — Post Extruded Base

Crescent



TCBN
Class JV



Features

- Includes 1.18" (30mm) thick top, leg bases, adjustable glides or casters, and hardware.
- Standard table height is 29" (737mm).
- High-Pressure Laminate (HPL) top with knife edge or 3mm edgeband edges or wood veneer top with 3mm wood edgeband or knife edge.
- Bases are painted steel.
- Casters:
 - Three locking and three non-locking casters.
 - Standard in black.
- Glides:
 - 0.625" (16mm) adjustment.
 - Standard in black.
- Casters and glides are not interchangeable.
- Depth and width shown in nominal dimensions.
- Ships unassembled.

Specification Tips

Edge choice allows a flat seam between tables.

Specifying a cutout does not automatically include a Power Ready base.

Factory installed cutout is available for:

- Specify the (F) option for a Center, Single-Sided/4 outlet Flip Top Unit
- Specify the (J) option for a Center, Single-Sided/6 outlet Flip Top Unit
- Power Ready Base:
 - Allows for cord management through one of the Post Extruded legs.
- Powered leg location determined during installation.
 - Casters and Glides:
 - Specify the (J) option for Casters on the Power Ready base (only available on 29" (737mm)H tables)
 - Specify the (K) option for Glides on the Power Ready base (available on 29" (737mm)H tables)
- **Flip Top Unit circuit breaker plug will not fit in the Power Ready Base opening.**
- **Power cord length determines the distance to building power source.**
- Separately specified:
 - Ganging Mechanism - Recommended for use with power between tables.
 - Horizontal and Vertical Wire Management
 - Power and Data Components
 - Accessories
- Refer to Specification Guide:
 - Accessory placement and compatibility.
 - Seating capacities and leg locations.
 - Information on electrical components compatible with factory cut opening.
 - Power Ready base cable capacity.
- Application may require approval of local authority having jurisdiction (AHJ); ensure compliance before placing orders and installation.

To Order, Specify:

1) Product number, including:

1 Surface Option:

- L** Laminate
- W** Wood

2 Edge Option:

- Laminate:
- J** Edgeband
 - F** Knife

Wood:

- K** Edgeband
- U** Knife

3 Cutout:

- N** No Cutout
- F** Center, Single-Sided/4 outlets (add \$51.51 list)
- J** Center, Single-Sided/6 outlets (add \$51.51 list)

4 Base and Wire Management Option:

Base - No Power:

- C** Casters (add \$25.09 list) (29" (737mm) Height Only)
- G** Glides

Base - Power Ready:

- J** Casters (add \$25.09 list) (29" (737mm) Height Only)
- K** Glides

2) Laminate surface color or wood finish color.

3) Edgeband trim color (laminate only).

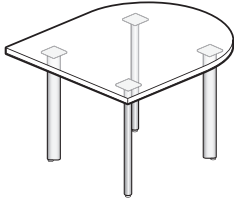
4) Base trim color.

Note: \$70.82 upcharge list for Metallic trim colors.

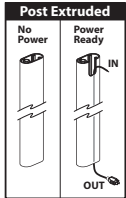
Depth	Width	Number	1	2	3	4	HPL		Wood		B	U	
							A	F	A	K			
Base — No Power — No Cutout													
24" (610mm)	60" (1524mm)	TCBN-2460-	S	E	4	\$1603.99	\$1973.17	\$1614.71	\$1983.89	\$1987.83	\$2447.73	\$2094.23	\$2614.61
30" (762mm)	72" (1829mm)	TCBN-3072-	S	E	4	1779.20	2240.63	1803.32	2264.75	2544.06	3123.59	2751.60	3409.85
36" (914mm)	84" (2134mm)	TCBN-3684-	S	E	4	1987.96	2551.08	2028.16	2591.28	3206.99	3918.37	3534.90	4345.12
Base — Power Ready — No Cutout													
24" (610mm)	60" (1524mm)	TCBN-2460-	S	E	4	\$1634.47	\$2003.65	\$1645.19	\$2014.37	\$2018.31	\$2478.21	\$2124.71	\$2645.09
30" (762mm)	72" (1829mm)	TCBN-3072-	S	E	4	1809.68	2271.11	1833.80	2295.23	2574.54	3154.07	2782.08	3440.33
36" (914mm)	84" (2134mm)	TCBN-3684-	S	E	4	2018.44	2581.56	2058.64	2621.76	3237.47	3948.85	3565.38	4375.60

Jive Table — Post Extruded Base

Half Racetrack



TCHT
Class JV



Features

- Includes 1.18" (30mm) thick top, leg bases, adjustable glides or casters, and hardware.
- Standard table height is 29" (737mm).
- High-Pressure Laminate (HPL) top with knife edge or 3mm edgeband edges or wood veneer top with 3mm wood edgeband or knife edge.
- Bases are painted steel.
- Casters:
 - Two locking and two non-locking casters.
 - Standard in black.
- Glides:
 - 0.625" (16mm) adjustment.
 - Standard in black.
- Casters and glides are not interchangeable.
- Depth and width shown in nominal dimensions.
- Ships unassembled.

Specification Tips

- Edge choice allows a flat seam between tables.
- **Specifying a cutout does not automatically include a Power Ready base.**
- Factory installed cutout is available for:
 - Specify the (F) option for a Center, Single-Sided/4 outlet Flip Top Unit
 - Specify the (J) option for a Center, Single-Sided/6 outlet Flip Top Unit
 - Specify the (M) option for a Center, Double-Sided/8 outlet Flip Top Unit
 - Specify the (Q) option for a Center, Double-Sided/12 outlet Flip Top Unit
- Power Ready Base:
 - Allows for cord management through one of the Post Extruded legs.
- **Powered leg location determined during installation.**
 - Casters and Glides:
 - Specify the (J) option for Casters on the Power Ready base (only available on 29" (737mm) H tables)
 - Specify the (K) option for Glides on the Power Ready base (available on 29" (737mm) H tables)
 - **Flip Top Unit circuit breaker plug will not fit in the Power Ready Base opening.**
- **Power cord length determines the distance to building power source.**
- Separately specified:
 - Ganging Mechanism - Recommended for use with power between tables.
 - Horizontal and Vertical Wire Management
 - Power and Data Components
 - Accessories
- Refer to Specification Guide:
 - Accessory placement and compatibility.
 - Seating capacities and leg locations.
 - Information on electrical components compatible with factory cut opening.
 - Power Ready base cable capacity.
- Application may require approval of local authority having jurisdiction (AHJ); ensure compliance before placing orders and installation.

To Order, Specify:

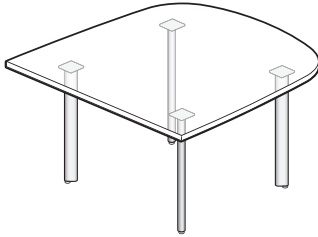
- Product number, including:
 - Surface Option:**
 - L** Laminate
 - W** Wood
 - Edge Option:**
 - Laminate:
 - J** Edgeband
 - F** Knife
 - Wood:
 - K** Edgeband
 - U** Knife
 - Cutout:**
 - N** No Cutout
 - F** Center, Single-Sided/4 outlets (add **\$51.51** list)
 - J** Center, Single-Sided/6 outlets (add **\$51.51** list)
 - M** Center, Double-Sided/8 outlets (add **\$51.51** list)
 - Q** Center, Double-Sided/12 outlets (add **\$51.51** list)
 - Base and Wire Management Option:**
 - Base - No Power:
 - C** Casters (add **\$25.09** list) (29" (737mm) Height Only)
 - G** Glides
 - Base - Power Ready:
 - J** Casters (add **\$25.09** list) (29" (737mm) Height Only)
 - K** Glides
- Laminate surface color or wood finish color.
- Edgeband trim color (laminate only).
- Base trim color.

Note: \$70.82 upcharge list for Metallic trim colors.

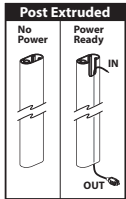
Height	Depth	Width	Number	①	②	③	④	HPL		Wood					
								A	F	A	B				
								J	F	K	U	K	U		
Base — No Power — No Cutout															
29"(737mm)	42"(1067mm)	42"(1067mm)	TCHT-4242-	■	S	E	4	\$ 118.32	\$ 1487.50	\$ 1140.43	\$ 1509.61	\$ 1799.32	\$ 2314.32	\$ 1983.07	\$ 2567.96
	48"(1219mm)	48"(1219mm)	TCHT-4848-	■	S	E	4	1245.52	1658.38	1277.68	1690.54	2203.60	2908.74	2460.40	3266.86
	54"(1372mm)	54"(1372mm)	TCHT-5454-	■	S	E	4	1388.72	1845.26	1432.27	1888.81	N/A	N/A	N/A	N/A
	60"(1524mm)	60"(1524mm)	TCHT-6060-	■	S	E	4	1547.92	2048.14	1604.20	2104.42	N/A	N/A	N/A	N/A
Base — Power Ready — No Cutout															
29"(737mm)	42"(1067mm)	42"(1067mm)	TCHT-4242-	■	S	E	4	\$ 1148.80	\$ 1517.98	\$ 1170.91	\$ 1540.09	\$ 1829.80	\$ 2344.80	\$ 2013.55	\$ 2598.44
	48"(1219mm)	48"(1219mm)	TCHT-4848-	■	S	E	4	1276.00	1688.86	1308.16	1721.02	2234.08	2939.22	2490.88	3297.34
	54"(1372mm)	54"(1372mm)	TCHT-5454-	■	S	E	4	1419.20	1875.74	1462.75	1919.29	N/A	N/A	N/A	N/A
	60"(1524mm)	60"(1524mm)	TCHT-6060-	■	S	E	4	1578.40	2078.62	1634.68	2134.90	N/A	N/A	N/A	N/A

Jive Table — Post Extruded Base

Half Pebble



TCHP
Class JV



Features

- Includes 1.18" (30mm) thick top, leg bases, adjustable glides or casters, and hardware.
- Standard table height is 29" (737mm).
- High-Pressure Laminate (HPL) top with knife edge or 3mm edgeband edges or wood veneer top with 3mm wood edgeband or knife edge.
- Bases are painted steel.
- Casters:
 - Two locking and two non-locking casters.
 - Standard in black.
- Glides:
 - 0.625" (16mm) adjustment.
 - Standard in black.
- Casters and glides are not interchangeable.
- Depth and width shown in nominal dimensions.
- Ships unassembled.

Specification Tips

- Edge choice allows a flat seam between tables.
- **Specifying a cutout does not automatically include a Power Ready base.**
- Factory installed cutout is available for:
 - Specify the (F) option for a Center, Single-Sided/4 outlet Flip Top Unit
 - Specify the (J) option for a Center, Single-Sided/6 outlet Flip Top Unit
 - Specify the (M) option for a Center, Double-Sided/8 outlet Flip Top Unit
 - Specify the (Q) option for a Center, Double-Sided/12 outlet Flip Top Unit
- Power Ready Base:
 - Allows for cord management through one of the Post Extruded legs.
- **Powered leg location determined during installation.**
 - Casters and Glides:
 - Specify the (J) option for Casters on the Power Ready base (only available on 29" (737mm)H tables)
 - Specify the (K) option for Glides on the Power Ready base (available on 29" (737mm)H tables)
 - Flip Top Unit circuit breaker plug will not fit in the Power Ready Base opening.**
- **Power cord length determines the distance to building power source.**
- Separately specified:
 - Ganging Mechanism - Recommended for use with power between tables.
 - Horizontal and Vertical Wire Management
 - Power and Data Components
 - Accessories
- Refer to Specification Guide:
 - Accessory placement and compatibility.
 - Seating capacities and leg locations.
 - Information on electrical components compatible with factory cut opening.
 - Power Ready base cable capacity.
- Application may require approval of local authority having jurisdiction (AHJ); ensure compliance before placing orders and installation.

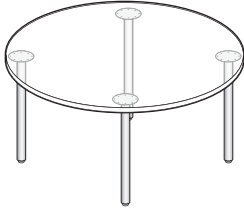
To Order, Specify:

- 1) Product number, including:
 - 1 **Surface Option:**
 - L** Laminate
 - W** Wood
 - 2 **Edge Option:**
 - Laminate:
 - J** Edgeband
 - F** Knife
 - Wood:
 - K** Edgeband
 - U** Knife
 - 3 **Cutout:**
 - N** No Cutout
 - F** Center, Single-Sided/4 outlets (add **\$51.51** list)
 - J** Center, Single-Sided/6 outlets (add **\$51.51** list)
 - M** Center, Double-Sided/8 outlets (add **\$51.51** list)
 - Q** Center, Double-Sided/12 outlets (add **\$51.51** list)
 - 4 **Base and Wire Management Option:**
 - Base - No Power:
 - C** Casters (add **\$25.09** list) (29" (737mm) Height Only)
 - G** Glides
 - Base - Power Ready:
 - J** Casters (add **\$25.09** list) (29" (737mm) Height Only)
 - K** Glides
- 2) Laminate surface color or wood finish color.
- 3) Edgeband trim color (laminated only).
- 4) Base trim color.

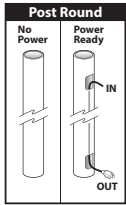
Note: \$70.82 upcharge list for Metallic trim colors.

Height	Depth	Width	Number	HPL				Wood						
				1	2	3	4	A	F	A	B			
Base — No Power — No Cutout				J	F	J	F	K	U	K	U			
29" (737mm)	42" (1067mm)	42" (1067mm)	TCHP-4242-	S	E	4	\$ 118.32	\$ 1487.50	\$ 1140.43	\$ 1509.61	\$ 1799.32	\$ 2314.32	\$ 1983.07	\$ 2567.96
	48" (1219mm)	48" (1219mm)	TCHP-4848-	S	E	4	1245.52	1658.38	1277.68	1690.54	2203.60	2908.74	2460.40	3266.86
	54" (1372mm)	54" (1372mm)	TCHP-5454-	S	E	4	1388.72	1845.26	1432.27	1888.81	N/A	N/A	N/A	N/A
	60" (1524mm)	60" (1524mm)	TCHP-6060-	S	E	4	1547.92	2048.14	1604.20	2104.42	N/A	N/A	N/A	N/A
Base — Power Ready — No Cutout				J	F	J	F	K	U	K	U			
29" (737mm)	42" (1067mm)	42" (1067mm)	TCHP-4242-	S	E	4	\$ 1148.80	\$ 1517.98	\$ 1170.91	\$ 1540.09	\$ 1829.80	\$ 2344.80	\$ 2013.55	\$ 2598.44
	48" (1219mm)	48" (1219mm)	TCHP-4848-	S	E	4	1276.00	1688.86	1308.16	1721.02	2234.08	2939.22	2490.88	3297.34
	54" (1372mm)	54" (1372mm)	TCHP-5454-	S	E	4	1419.20	1875.74	1462.75	1919.29	N/A	N/A	N/A	N/A
	60" (1524mm)	60" (1524mm)	TCHP-6060-	S	E	4	1578.40	2078.62	1634.68	2134.90	N/A	N/A	N/A	N/A

Jive Table — Post Round Base Round



TORN-SNV
Class JV



Features

- Includes 1.18" (30mm) thick top, leg bases, adjustable glides or casters, and hardware.
- Standard table heights are 16" (406mm), 20" (508mm) and 29" (737mm).
- High-Pressure Laminate (HPL) top with knife edge or 3mm edgeband edges or wood veneer top with 3mm wood edgeband or knife edge.
- Bases are painted steel.
- Casters:
 - Two locking and two non-locking casters.
 - Standard in black.
- Glides:
 - 0.625" (16mm) adjustment.
 - Standard in black.
- Casters and glides are not interchangeable.
- Depth and width shown in nominal dimensions.
- Ships unassembled.

Specification Tips

- **Specifying a cutout does not automatically include a Power Ready base.**
- Factory installed cutout is available for:
 - Specify the (F) option for a Center, Single-Sided/4 outlet Flip Top Unit
 - Specify the (J) option for a Center, Single-Sided/6 outlet Flip Top Unit
 - Specify the (M) option for a Center, Double-Sided/8 outlet Flip Top Unit
 - Specify the (Q) option for a Center, Double-Sided/12 outlet Flip Top Unit
- Power Ready Base:
 - Allows for cord management through one of the Post Extruded legs.
- **Powered leg location determined during installation.**
 - Casters and Glides:
 - Specify the (J) option for Casters on the Power Ready base (only available on 29" (737mm)H tables)
 - Specify the (K) option for Glides on the Power Ready base (available on 16" (406mm), 20" (508mm) and 29" (737mm)H tables)
 - Flip Top Unit circuit breaker plug will not fit in the Power Ready Base opening.**
- **Power cord length determines the distance to building power source.**
- Separately specified:
 - Horizontal and Vertical Wire Management
 - Power and Data Components
 - Accessories
- Refer to Specification Guide:
 - Accessory placement and compatibility.
 - Seating capacities and leg locations.
 - Information on electrical components compatible with factory cut opening.
 - Power Ready base cable capacity.
- Application may require approval of local authority having jurisdiction (AHJ); ensure compliance before placing orders and installation.

To Order, Specify:

1) Product number, including:

1 Surface Option:

- L** Laminate
- W** Wood

2 Edge Option:

- Laminate:
- J** Edgeband
 - F** Knife

- Wood:
- K** Edgeband
 - U** Knife

3 Cutout:

- N** No Cutout
- F** Center, Single-Sided/4 outlets (add **\$51.51** list)
- J** Center, Single-Sided/6 outlets (add **\$51.51** list)
- M** Center, Double-Sided/8 outlets (add **\$51.51** list)
- Q** Center, Double-Sided/12 outlets (add **\$51.51** list)

4 Base and Wire Management Option:

Base - No Power:

- C** Casters (add **\$25.09** list) (29" (737mm) Height Only)
- G** Glides

Base - Power Ready:

- J** Casters (add **\$25.09** list) (29" (737mm) Height Only)
- K** Glides

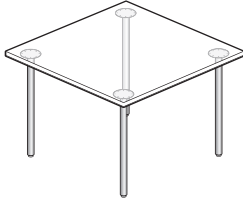
- 2) Laminate surface color or wood finish color.
- 3) Edgeband trim color (laminated only).
- 4) Base trim color.

Note: \$70.82 upcharge list for Metallic trim colors.

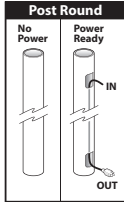
Jive Table — Post Round Base Round

Height	Depth	Width	Number	① ② ③ ④	HPL		B		Wood		B		U
					A	F	J	F	A	U	K	U	
Base — No Power — No Cutout													
16"(406mm)	24"(610mm)	24"(610mm)	TCRN-2424-	S V 1	\$ 574.66	\$ 812.80	\$ 674.10	\$ 912.24	\$ 1031.83	\$ 1164.04	\$ 1120.30	\$ 1260.13	
	30"(762mm)	30"(762mm)	TCRN-3030-	S V 1	653.86	935.68	759.33	1041.15	1283.23	1511.67	1417.45	1668.91	
	36"(914mm)	36"(914mm)	TCRN-3636-	S V 1	749.06	1074.56	861.90	1187.40	1585.59	1941.25	1774.66	2174.03	
	42"(1067mm)	42"(1067mm)	TCRN-4242-	S V 1	860.26	1229.44	981.81	1350.99	1938.91	2453.91	2191.93	2776.82	
	48"(1219mm)	48"(1219mm)	TCRN-4848-	S V 1	987.46	1400.32	1119.06	1531.92	2343.19	3048.33	2669.26	3475.72	
20"(508mm)	24"(610mm)	24"(610mm)	TCRN-2424-	S V 2	\$ 574.66	\$ 812.80	\$ 674.10	\$ 912.24	\$ 1031.83	\$ 1164.04	\$ 1120.30	\$ 1260.13	
	30"(762mm)	30"(762mm)	TCRN-3030-	S V 2	653.86	935.68	759.33	1041.15	1283.23	1511.67	1417.45	1668.91	
	36"(914mm)	36"(914mm)	TCRN-3636-	S V 2	749.06	1074.56	861.90	1187.40	1585.59	1941.25	1774.66	2174.03	
	42"(1067mm)	42"(1067mm)	TCRN-4242-	S V 2	860.26	1229.44	981.81	1350.99	1938.91	2453.91	2191.93	2776.82	
	48"(1219mm)	48"(1219mm)	TCRN-4848-	S V 2	987.46	1400.32	1119.06	1531.92	2343.19	3048.33	2669.26	3475.72	
29"(737mm)	30"(762mm)	30"(762mm)	TCRN-3030-	S V 4	\$ 653.86	\$ 935.68	\$ 759.33	\$ 1041.15	\$ 1283.23	\$ 1511.67	\$ 1417.45	\$ 1668.91	
	36"(914mm)	36"(914mm)	TCRN-3636-	S V 4	749.06	1074.56	861.90	1187.40	1585.59	1941.25	1774.66	2174.03	
	42"(1067mm)	42"(1067mm)	TCRN-4242-	S V 4	860.26	1229.44	981.81	1350.99	1938.91	2453.91	2191.93	2776.82	
	48"(1219mm)	48"(1219mm)	TCRN-4848-	S V 4	987.46	1400.32	1119.06	1531.92	2343.19	3048.33	2669.26	3475.72	
	54"(1372mm)	54"(1372mm)	TCRN-5454-	S V 4	1130.66	1587.20	1273.65	1730.19	N/A	N/A	N/A	N/A	
60"(1524mm)	60"(1524mm)	TCRN-6060-	S V 4	1289.86	1790.08	1445.58	1945.80	N/A	N/A	N/A	N/A		
Base — Power Ready — No Cutout													
16"(406mm)	24"(610mm)	24"(610mm)	TCRN-2424-	S V 1	\$ 605.14	\$ 843.28	\$ 704.58	\$ 942.72	\$ 1062.31	\$ 1194.52	\$ 1150.78	\$ 1290.61	
	30"(762mm)	30"(762mm)	TCRN-3030-	S V 1	684.34	966.16	789.81	1071.63	1313.71	1542.15	1447.93	1699.39	
	36"(914mm)	36"(914mm)	TCRN-3636-	S V 1	779.54	1105.04	892.38	1217.88	1616.07	1971.73	1805.14	2204.51	
	42"(1067mm)	42"(1067mm)	TCRN-4242-	S V 1	890.74	1259.92	1012.29	1381.47	1969.39	2484.39	2222.41	2807.30	
	48"(1219mm)	48"(1219mm)	TCRN-4848-	S V 1	1017.94	1430.80	1149.54	1562.40	2373.67	3078.81	2699.74	3506.20	
20"(508mm)	24"(610mm)	24"(610mm)	TCRN-2424-	S V 2	\$ 605.14	\$ 843.28	\$ 704.58	\$ 942.72	\$ 1062.31	\$ 1194.52	\$ 1150.78	\$ 1290.61	
	30"(762mm)	30"(762mm)	TCRN-3030-	S V 2	684.34	966.16	789.81	1071.63	1313.71	1542.15	1447.93	1699.39	
	36"(914mm)	36"(914mm)	TCRN-3636-	S V 2	779.54	1105.04	892.38	1217.88	1616.07	1971.73	1805.14	2204.51	
	42"(1067mm)	42"(1067mm)	TCRN-4242-	S V 2	890.74	1259.92	1012.29	1381.47	1969.39	2484.39	2222.41	2807.30	
	48"(1219mm)	48"(1219mm)	TCRN-4848-	S V 2	1017.94	1430.80	1149.54	1562.40	2373.67	3078.81	2699.74	3506.20	
29"(737mm)	30"(762mm)	30"(762mm)	TCRN-3030-	S V 4	\$ 684.34	\$ 966.16	\$ 789.81	\$ 1071.63	\$ 1313.71	\$ 1542.15	\$ 1447.93	\$ 1699.39	
	36"(914mm)	36"(914mm)	TCRN-3636-	S V 4	779.54	1105.04	892.38	1217.88	1616.07	1971.73	1805.14	2204.51	
	42"(1067mm)	42"(1067mm)	TCRN-4242-	S V 4	890.74	1259.92	1012.29	1381.47	1969.39	2484.39	2222.41	2807.30	
	48"(1219mm)	48"(1219mm)	TCRN-4848-	S V 4	1017.94	1430.80	1149.54	1562.40	2373.67	3078.81	2699.74	3506.20	
	54"(1372mm)	54"(1372mm)	TCRN-5454-	S V 4	1161.14	1617.68	1304.13	1760.67	N/A	N/A	N/A	N/A	
60"(1524mm)	60"(1524mm)	TCRN-6060-	S V 4	1320.34	1820.56	1476.06	1976.28	N/A	N/A	N/A	N/A		

Jive Table — Post Round Base Square



TORQ-SNV
Class JV



Features

- Includes 1.18" (30mm) thick top, leg bases, adjustable glides or casters, and hardware.
- High-Pressure Laminate (HPL) top with knife edge or 3mm edgeband edges or wood veneer top with 3mm wood edgeband or knife edge.
- Standard table heights are 16" (406mm), 20" (508mm) and 29" (737mm).
- Bases are painted steel.
- Casters:
 - Two locking and two non-locking casters.
 - Standard in black.
- Glides:
 - 0.625" (16mm) adjustment.
 - Standard in black.
- Casters and glides are not interchangeable.
- Depth and width shown in nominal dimensions.
- Ships unassembled.

Specification Tips

- Edge choice allows a flat seam between tables.
- **Specifying a cutout does not automatically include a Power Ready base.**
- Factory installed cutout is available for:
 - Specify the (F) option for a Center, Single-Sided/4 outlet Flip Top Unit
 - Specify the (J) option for a Center, Single-Sided/6 outlet Flip Top Unit
 - Specify the (M) option for a Center, Double-Sided/8 outlet Flip Top Unit
 - Specify the (Q) option for a Center, Double-Sided/12 outlet Flip Top Unit
- Power Ready Base:
 - Allows for cord management through one of the Post Extruded legs.
- **Powered leg location determined during installation.**
 - Casters and Glides:
 - Specify the (J) option for Casters on the Power Ready base (only available on 29" (737mm)H tables)
 - Specify the (K) option for Glides on the Power Ready base (available on 16" (406mm), 20" (508mm) and 29" (737mm)H tables)
 - Flip Top Unit circuit breaker plug will not fit in the Power Ready Base opening.**
- **Power cord length determines the distance to building power source.**
- Separately specified:
 - Ganging Mechanism - Recommended for use with power between tables.
 - Horizontal and Vertical Wire Management
 - Power and Data Components
 - Accessories
- Refer to Specification Guide:
 - Accessory placement and compatibility.
 - Seating capacities and leg locations.
 - Information on electrical components compatible with factory cut opening.
 - Power Ready base cable capacity.
- Application may require approval of local authority having jurisdiction (AHJ); ensure compliance before placing orders and installation.

To Order, Specify:

1) Product number, including:

1 Surface Option:

- L** Laminate
- W** Wood

2 Edge Option:

- Laminate:
- J** Edgeband
 - F** Knife

- Wood:
- K** Edgeband
 - U** Knife

3 Cutout:

- N** No Cutout
- F** Center, Single-Sided/4 outlets (add **\$51.51** list)
- J** Center, Single-Sided/6 outlets (add **\$51.51** list)
- M** Center, Double-Sided/8 outlets (add **\$51.51** list)
- Q** Center, Double-Sided/12 outlets (add **\$51.51** list)

4 Base and Wire Management Option:

Base - No Power:

- C** Casters (add **\$25.09** list) (29" (737mm) Height Only)
- G** Glides

Base - Power Ready:

- J** Casters (add **\$25.09** list) (29" (737mm) Height Only)
- K** Glides

- 2) Laminate surface color or wood finish color.
- 3) Edgeband trim color (laminated only).
- 4) Base trim color.

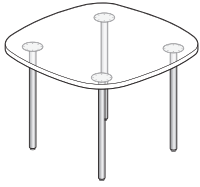
Note: \$70.82 upcharge list for Metallic trim colors.

Jive Table — Post Round Base Square

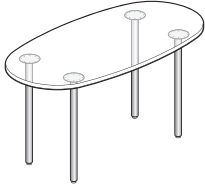
Height	Depth	Width	Number	① ② ③ ④	HPL		B		Wood		B		U
					A	F	J	F	A	U	K	U	
Base — No Power — No Cutout													
16"(406mm)	24"(610mm)	24"(610mm)	TCRQ-2424-	■ S ■ V	1	\$ 574.66	\$ 812.80	\$ 674.10	\$ 912.24	\$ 1031.83	\$ 1164.04	\$ 1120.30	\$ 1260.13
	30"(762mm)	30"(762mm)	TCRQ-3030-	■ S ■ V	1	653.86	935.68	759.33	1041.15	1283.23	1511.67	1417.45	1668.91
	36"(914mm)	36"(914mm)	TCRQ-3636-	■ S ■ V	1	749.06	1074.56	861.90	1187.40	1585.59	1941.25	1774.66	2174.03
	42"(1067mm)	42"(1067mm)	TCRQ-4242-	■ S ■ V	1	860.26	1229.44	981.81	1350.99	1938.91	2453.91	2191.93	2776.82
	48"(1219mm)	48"(1219mm)	TCRQ-4848-	■ S ■ V	1	987.46	1400.32	1119.06	1531.92	2343.19	3048.33	2669.26	3475.72
20"(508mm)	24"(610mm)	24"(610mm)	TCRQ-2424-	■ S ■ V	2	\$ 574.66	\$ 812.80	\$ 674.10	\$ 912.24	\$ 1031.83	\$ 1164.04	\$ 1120.30	\$ 1260.13
	30"(762mm)	30"(762mm)	TCRQ-3030-	■ S ■ V	2	653.86	935.68	759.33	1041.15	1283.23	1511.67	1417.45	1668.91
	36"(914mm)	36"(914mm)	TCRQ-3636-	■ S ■ V	2	749.06	1074.56	861.90	1187.40	1585.59	1941.25	1774.66	2174.03
	42"(1067mm)	42"(1067mm)	TCRQ-4242-	■ S ■ V	2	860.26	1229.44	981.81	1350.99	1938.91	2453.91	2191.93	2776.82
	48"(1219mm)	48"(1219mm)	TCRQ-4848-	■ S ■ V	2	987.46	1400.32	1119.06	1531.92	2343.19	3048.33	2669.26	3475.72
29"(737mm)	30"(762mm)	30"(762mm)	TCRQ-3030-	■ S ■ V	4	\$ 653.86	\$ 935.68	\$ 759.33	\$ 1041.15	\$ 1283.23	\$ 1511.67	\$ 1417.45	\$ 1668.91
	36"(914mm)	36"(914mm)	TCRQ-3636-	■ S ■ V	4	749.06	1074.56	861.90	1187.40	1585.59	1941.25	1774.66	2174.03
	42"(1067mm)	42"(1067mm)	TCRQ-4242-	■ S ■ V	4	860.26	1229.44	981.81	1350.99	1938.91	2453.91	2191.93	2776.82
	48"(1219mm)	48"(1219mm)	TCRQ-4848-	■ S ■ V	4	987.46	1400.32	1119.06	1531.92	2343.19	3048.33	2669.26	3475.72
	54"(1372mm)	54"(1372mm)	TCRQ-5454-	■ S ■ V	4	1130.66	1587.20	1273.65	1730.19	N/A	N/A	N/A	N/A
	60"(1524mm)	60"(1524mm)	TCRQ-6060-	■ S ■ V	4	1289.86	1790.08	1445.58	1945.80	N/A	N/A	N/A	N/A
Base — Power Ready — No Cutout													
16"(406mm)	24"(610mm)	24"(610mm)	TCRQ-2424-	■ S ■ V	1	\$ 605.14	\$ 843.28	\$ 704.58	\$ 942.72	\$ 1062.31	\$ 1194.52	\$ 1150.78	\$ 1290.61
	30"(762mm)	30"(762mm)	TCRQ-3030-	■ S ■ V	1	684.34	966.16	789.81	1071.63	1313.71	1542.15	1447.93	1699.39
	36"(914mm)	36"(914mm)	TCRQ-3636-	■ S ■ V	1	779.54	1105.04	892.38	1217.88	1616.07	1971.73	1805.14	2204.51
	42"(1067mm)	42"(1067mm)	TCRQ-4242-	■ S ■ V	1	890.74	1259.92	1012.29	1381.47	1969.39	2484.39	2222.41	2807.30
	48"(1219mm)	48"(1219mm)	TCRQ-4848-	■ S ■ V	1	1017.94	1430.80	1149.54	1562.40	2373.67	3078.81	2699.74	3506.20
20"(508mm)	24"(610mm)	24"(610mm)	TCRQ-2424-	■ S ■ V	2	\$ 605.14	\$ 843.28	\$ 704.58	\$ 942.72	\$ 1062.31	\$ 1194.52	\$ 1150.78	\$ 1290.61
	30"(762mm)	30"(762mm)	TCRQ-3030-	■ S ■ V	2	684.34	966.16	789.81	1071.63	1313.71	1542.15	1447.93	1699.39
	36"(914mm)	36"(914mm)	TCRQ-3636-	■ S ■ V	2	779.54	1105.04	892.38	1217.88	1616.07	1971.73	1805.14	2204.51
	42"(1067mm)	42"(1067mm)	TCRQ-4242-	■ S ■ V	2	890.74	1259.92	1012.29	1381.47	1969.39	2484.39	2222.41	2807.30
	48"(1219mm)	48"(1219mm)	TCRQ-4848-	■ S ■ V	2	1017.94	1430.80	1149.54	1562.40	2373.67	3078.81	2699.74	3506.20
29"(737mm)	30"(762mm)	30"(762mm)	TCRQ-3030-	■ S ■ V	4	\$ 684.34	\$ 966.16	\$ 789.81	\$ 1071.63	\$ 1313.71	\$ 1542.15	\$ 1447.93	\$ 1699.39
	36"(914mm)	36"(914mm)	TCRQ-3636-	■ S ■ V	4	779.54	1105.04	892.38	1217.88	1616.07	1971.73	1805.14	2204.51
	42"(1067mm)	42"(1067mm)	TCRQ-4242-	■ S ■ V	4	890.74	1259.92	1012.29	1381.47	1969.39	2484.39	2222.41	2807.30
	48"(1219mm)	48"(1219mm)	TCRQ-4848-	■ S ■ V	4	1017.94	1430.80	1149.54	1562.40	2373.67	3078.81	2699.74	3506.20
	54"(1372mm)	54"(1372mm)	TCRQ-5454-	■ S ■ V	4	1161.14	1617.68	1304.13	1760.67	N/A	N/A	N/A	N/A
	60"(1524mm)	60"(1524mm)	TCRQ-6060-	■ S ■ V	4	1320.34	1820.56	1476.06	1976.28	N/A	N/A	N/A	N/A

Jive Table — Post Round Base

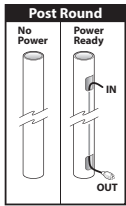
Pebble



TCRP-4242-SNV
(Symmetrical)



TCRP-3060-SNV
(Asymmetrical)
Class JV



Features

- Includes 1.18" (30mm) thick top, leg bases, adjustable glides or casters, and hardware.
- Standard table heights are 16" (406mm), 20" (508mm) and 29" (737mm).
- High-Pressure Laminate (HPL) top with knife edge or 3mm edgeband edges or wood veneer top with 3mm wood edgeband or knife edge.
- Bases are painted steel.
- Casters:
 - Two locking and two non-locking casters.
 - Standard in black.
- Glides:
 - 0.625" (16mm) adjustment.
 - Standard in black.
- Casters and glides are not interchangeable.
- Depth and width shown in nominal dimensions.
- Ships unassembled.

Specification Tips

- **Specifying a cutout does not automatically include a Power Ready base.**
- Factory installed cutout is available for:
 - Specify the (F) option for a Center, Single-Sided/4 outlet Flip Top Unit
 - Specify the (J) option for a Center, Single-Sided/6 outlet Flip Top Unit
 - Specify the (M) option for a Center, Double-Sided/8 outlet Flip Top Unit
 - Specify the (Q) option for a Center, Double-Sided/12 outlet Flip Top Unit
- Power Ready Base:
 - Allows for cord management through one of the Post Extruded legs.
- **Powered leg location determined during installation.**
 - Casters and Glides:
 - Specify the (J) option for Casters on the Power Ready base (only available on 29" (737mm)H tables)
 - Specify the (K) option for Glides on the Power Ready base (available on 16" (406mm), 20" (508mm) and 29" (737mm)H tables)
 - Flip Top Unit circuit breaker plug will not fit in the Power Ready Base opening.**
- **Power cord length determines the distance to building power source.**
- Separately specified:
 - Horizontal and Vertical Wire Management
 - Power and Data Components
 - Accessories
- Refer to Specification Guide:
 - Accessory placement and compatibility.
 - Seating capacities and leg locations.
 - Information on electrical components compatible with factory cut opening.
 - Power Ready base cable capacity.
- Application may require approval of local authority having jurisdiction (AHJ); ensure compliance before placing orders and installation.

To Order, Specify:

1) Product number, including:

1 Surface Option:

- L** Laminate
- W** Wood

2 Edge Option:

- Laminate:
- J** Edgeband
 - F** Knife
- Wood:
- K** Edgeband
 - U** Knife

3 Cutout:

- N** No Cutout
- F** Center, Single-Sided/4 outlets (add **\$51.51** list)
- J** Center, Single-Sided/6 outlets (add **\$51.51** list)
- M** Center, Double-Sided/8 outlets (add **\$51.51** list)
- Q** Center, Double-Sided/12 outlets (add **\$51.51** list)

4 Base and Wire Management Option:

Base - No Power:

- C** Casters (add **\$25.09** list) (29" (737mm) Height Only)
- G** Glides

Base - Power Ready:

- J** Casters (add **\$25.09** list) (29" (737mm) Height Only)
- K** Glides

- 2) Laminate surface color or wood finish color.
- 3) Edgeband trim color (laminated only).
- 4) Base trim color.

Note: \$70.82 upcharge list for Metallic trim colors.

Jive Table — Post Round Base

Pebble

Height	Depth	Width	Number	① ② ③ ④	HPL				Wood			
					A	F	B	F	A	U	B	U
					J	F	J	F	K	U	K	U
Symmetrical — Base — No Power — No Cutout												
16"(406mm)	24"(610mm)	24"(610mm)	TCRP-2424-	S V 1	\$ 574.66	\$ 812.80	\$ 674.10	\$ 912.24	\$ 1031.83	\$ 1164.04	\$ 1120.30	\$ 1260.13
	30"(762mm)	30"(762mm)	TCRP-3030-	S V 1	653.86	935.68	759.33	1041.15	1283.23	1511.67	1417.45	1668.91
	36"(914mm)	36"(914mm)	TCRP-3636-	S V 1	749.06	1074.56	861.90	1187.40	1585.59	1941.25	1774.66	2174.03
	42"(1067mm)	42"(1067mm)	TCRP-4242-	S V 1	860.26	1229.44	981.81	1350.99	1938.91	2453.91	2191.93	2776.82
	48"(1219mm)	48"(1219mm)	TCRP-4848-	S V 1	987.46	1400.32	1119.06	1531.92	2343.19	3048.33	2669.26	3475.72
20"(508mm)	24"(610mm)	24"(610mm)	TCRP-2424-	S V 2	\$ 574.66	\$ 812.80	\$ 674.10	\$ 912.24	\$ 1031.83	\$ 1164.04	\$ 1120.30	\$ 1260.13
	30"(762mm)	30"(762mm)	TCRP-3030-	S V 2	653.86	935.68	759.33	1041.15	1283.23	1511.67	1417.45	1668.91
	36"(914mm)	36"(914mm)	TCRP-3636-	S V 2	749.06	1074.56	861.90	1187.40	1585.59	1941.25	1774.66	2174.03
	42"(1067mm)	42"(1067mm)	TCRP-4242-	S V 2	860.26	1229.44	981.81	1350.99	1938.91	2453.91	2191.93	2776.82
	48"(1219mm)	48"(1219mm)	TCRP-4848-	S V 2	987.46	1400.32	1119.06	1531.92	2343.19	3048.33	2669.26	3475.72
29"(737mm)	30"(762mm)	30"(762mm)	TCRP-3030-	S V 4	\$ 653.86	\$ 935.68	\$ 759.33	\$ 1041.15	\$ 1283.23	\$ 1511.67	\$ 1417.45	\$ 1668.91
	36"(914mm)	36"(914mm)	TCRP-3636-	S V 4	749.06	1074.56	861.90	1187.40	1585.59	1941.25	1774.66	2174.03
	42"(1067mm)	42"(1067mm)	TCRP-4242-	S V 4	860.26	1229.44	981.81	1350.99	1938.91	2453.91	2191.93	2776.82
	48"(1219mm)	48"(1219mm)	TCRP-4848-	S V 4	987.46	1400.32	1119.06	1531.92	2343.19	3048.33	2669.26	3475.72
	54"(1372mm)	54"(1372mm)	TCRP-5454-	S V 4	1130.66	1587.20	1273.65	1730.19	N/A	N/A	N/A	N/A
	60"(1524mm)	60"(1524mm)	TCRP-6060-	S V 4	1289.86	1790.08	1445.58	1945.80	N/A	N/A	N/A	N/A
Symmetrical — Base — Power Ready — No Cutout												
16"(406mm)	24"(610mm)	24"(610mm)	TCRP-2424-	S V 1	\$ 605.14	\$ 843.28	\$ 704.58	\$ 942.72	\$ 1062.31	\$ 1194.52	\$ 1150.78	\$ 1290.61
	30"(762mm)	30"(762mm)	TCRP-3030-	S V 1	684.34	966.16	789.81	1071.63	1313.71	1542.15	1447.93	1699.39
	36"(914mm)	36"(914mm)	TCRP-3636-	S V 1	779.54	1105.04	892.38	1217.88	1616.07	1971.73	1805.14	2204.51
	42"(1067mm)	42"(1067mm)	TCRP-4242-	S V 1	890.74	1259.92	1012.29	1381.47	1969.39	2484.39	2222.41	2807.30
	48"(1219mm)	48"(1219mm)	TCRP-4848-	S V 1	1017.94	1430.80	1149.54	1562.40	2373.67	3078.81	2699.74	3506.20
20"(508mm)	24"(610mm)	24"(610mm)	TCRP-2424-	S V 2	\$ 605.14	\$ 843.28	\$ 704.58	\$ 942.72	\$ 1062.31	\$ 1194.52	\$ 1150.78	\$ 1290.61
	30"(762mm)	30"(762mm)	TCRP-3030-	S V 2	684.34	966.16	789.81	1071.63	1313.71	1542.15	1447.93	1699.39
	36"(914mm)	36"(914mm)	TCRP-3636-	S V 2	779.54	1105.04	892.38	1217.88	1616.07	1971.73	1805.14	2204.51
	42"(1067mm)	42"(1067mm)	TCRP-4242-	S V 2	890.74	1259.92	1012.29	1381.47	1969.39	2484.39	2222.41	2807.30
	48"(1219mm)	48"(1219mm)	TCRP-4848-	S V 2	1017.94	1430.80	1149.54	1562.40	2373.67	3078.81	2699.74	3506.20
29"(737mm)	30"(762mm)	30"(762mm)	TCRP-3030-	S V 4	\$ 684.34	\$ 966.16	\$ 789.81	\$ 1071.63	\$ 1313.71	\$ 1542.15	\$ 1447.93	\$ 1699.39
	36"(914mm)	36"(914mm)	TCRP-3636-	S V 4	779.54	1105.04	892.38	1217.88	1616.07	1971.73	1805.14	2204.51
	42"(1067mm)	42"(1067mm)	TCRP-4242-	S V 4	890.74	1259.92	1012.29	1381.47	1969.39	2484.39	2222.41	2807.30
	48"(1219mm)	48"(1219mm)	TCRP-4848-	S V 4	1017.94	1430.80	1149.54	1562.40	2373.67	3078.81	2699.74	3506.20
	54"(1372mm)	54"(1372mm)	TCRP-5454-	S V 4	1161.14	1617.68	1304.13	1760.67	N/A	N/A	N/A	N/A
	60"(1524mm)	60"(1524mm)	TCRP-6060-	S V 4	1320.34	1820.56	1476.06	1976.28	N/A	N/A	N/A	N/A

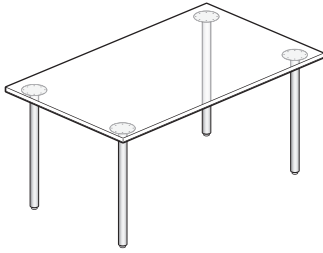
Jive Table — Post Round Base

Pebble

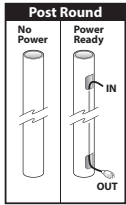
Height	Depth	Width	Number	① ② ③ ④	HPL				Wood				
					A	F	B	F	A	U	B	U	
Asymmetrical — Base — No Power — No Cutout													
16"(406mm)	30"(762mm)	48"(1219mm)	TCRP-3048-	S V 1	\$ 769.35	\$1096.25	\$ 889.56	\$ 1216.46	\$ 1798.64	\$ 2203.71	\$ 2037.91	\$ 2495.10	
		60"(1524mm)	TCRP-3060-	S V 1	859.92	1250.94	986.83	1377.85	2085.85	2574.07	2377.67	2930.69	
		72"(1829mm)	TCRP-3072-	S V 1	951.53	1412.96	1085.14	1546.57	2376.24	2955.77	2721.30	3379.55	
	36"(914mm)	60"(1524mm)	TCRP-3660-	S V 1	\$ 943.52	\$1356.38	\$ 1077.13	\$ 1489.99	\$ 2351.69	\$ 2868.23	\$ 2691.41	\$ 3277.07	
20"(508mm)	30"(762mm)	48"(1219mm)	TCRP-3048-	S V 2	\$ 769.35	\$1096.25	\$ 889.56	\$ 1216.46	\$ 1798.64	\$ 2203.71	\$ 2037.91	\$ 2495.10	
		60"(1524mm)	TCRP-3060-	S V 2	859.92	1250.94	986.83	1377.85	2085.85	2574.07	2377.67	2930.69	
		72"(1829mm)	TCRP-3072-	S V 2	951.53	1412.96	1085.14	1546.57	2376.24	2955.77	2721.30	3379.55	
	36"(914mm)	60"(1524mm)	TCRP-3660-	S V 2	\$ 943.52	\$1356.38	\$ 1077.13	\$ 1489.99	\$ 2351.69	\$ 2868.23	\$ 2691.41	\$ 3277.07	
29"(737mm)	30"(762mm)	48"(1219mm)	TCRP-3048-	S V 4	\$ 769.35	\$1096.25	\$ 889.56	\$ 1216.46	\$ 1798.64	\$ 2203.71	\$ 2037.91	\$ 2495.10	
		60"(1524mm)	TCRP-3060-	S V 4	859.92	1250.94	986.83	1377.85	2085.85	2574.07	2377.67	2930.69	
		72"(1829mm)	TCRP-3072-	S V 4	951.53	1412.96	1085.14	1546.57	2376.24	2955.77	2721.30	3379.55	
	36"(914mm)	60"(1524mm)	TCRP-3660-	S V 4	\$ 943.52	\$1356.38	\$ 1077.13	\$ 1489.99	\$ 2351.69	\$ 2868.23	\$ 2691.41	\$ 3277.07	
42"(1067mm)	72"(1829mm)	42"(1067mm)	TCRP-4272-	S V 4	\$ 1151.24	\$1659.50	\$1300.93	\$1809.19	\$ 3011.43	\$ 3651.67	\$3470.84	\$ 4199.07	
		48"(1219mm)	TCRP-4872-	S V 4	\$ 1251.10	\$ 1782.77	\$1408.83	\$1940.50	\$3329.03	\$3999.63	\$3845.60	\$4608.83	
		48"(1219mm)	TCRP-4872-	S V 4	\$ 1251.10	\$ 1782.77	\$1408.83	\$1940.50	\$3329.03	\$3999.63	\$3845.60	\$4608.83	
	48"(1219mm)	72"(1829mm)	TCRP-4872-	S V 4	\$ 1251.10	\$ 1782.77	\$1408.83	\$1940.50	\$3329.03	\$3999.63	\$3845.60	\$4608.83	
Asymmetrical — Base — Power Ready — No Cutout													
16"(406mm)	30"(762mm)	48"(1219mm)	TCRP-3048-	S V 1	\$ 799.83	\$ 1126.73	\$ 920.04	\$ 1246.94	\$ 1829.12	\$ 2234.19	\$ 2068.39	\$ 2525.58	
		60"(1524mm)	TCRP-3060-	S V 1	890.40	1281.42	1017.31	1408.33	2116.33	2604.55	2408.15	2961.17	
		72"(1829mm)	TCRP-3072-	S V 1	982.01	1443.44	1115.62	1577.05	2406.72	2986.25	2751.78	3410.03	
	36"(914mm)	60"(1524mm)	TCRP-3660-	S V 1	\$ 974.00	\$1386.86	\$ 1107.61	\$ 1520.47	\$ 2382.17	\$ 2898.71	\$ 2721.89	\$ 3307.55	
20"(508mm)	30"(762mm)	48"(1219mm)	TCRP-3048-	S V 2	\$ 799.83	\$ 1126.73	\$ 920.04	\$ 1246.94	\$ 1829.12	\$ 2234.19	\$ 2068.39	\$ 2525.58	
		60"(1524mm)	TCRP-3060-	S V 2	890.40	1281.42	1017.31	1408.33	2116.33	2604.55	2408.15	2961.17	
		72"(1829mm)	TCRP-3072-	S V 2	982.01	1443.44	1115.62	1577.05	2406.72	2986.25	2751.78	3410.03	
	36"(914mm)	60"(1524mm)	TCRP-3660-	S V 2	\$ 974.00	\$1386.86	\$ 1107.61	\$ 1520.47	\$ 2382.17	\$ 2898.71	\$ 2721.89	\$ 3307.55	
29"(737mm)	30"(762mm)	48"(1219mm)	TCRP-3048-	S V 4	\$ 799.83	\$ 1126.73	\$ 920.04	\$ 1246.94	\$ 1829.12	\$ 2234.19	\$ 2068.39	\$ 2525.58	
		60"(1524mm)	TCRP-3060-	S V 4	890.40	1281.42	1017.31	1408.33	2116.33	2604.55	2408.15	2961.17	
		72"(1829mm)	TCRP-3072-	S V 4	982.01	1443.44	1115.62	1577.05	2406.72	2986.25	2751.78	3410.03	
	36"(914mm)	60"(1524mm)	TCRP-3660-	S V 4	\$ 974.00	\$1386.86	\$ 1107.61	\$ 1520.47	\$ 2382.17	\$ 2898.71	\$ 2721.89	\$ 3307.55	
42"(1067mm)	72"(1829mm)	42"(1067mm)	TCRP-4272-	S V 4	\$ 1181.72	\$1689.98	\$ 1331.41	\$1839.67	\$ 3041.91	\$ 3682.15	\$ 3501.32	\$ 4229.55	
		48"(1219mm)	TCRP-4872-	S V 4	\$ 1281.58	\$ 1813.25	\$1439.31	\$1970.98	\$3359.51	\$4030.11	\$ 3876.08	\$4639.31	
		48"(1219mm)	TCRP-4872-	S V 4	\$ 1281.58	\$ 1813.25	\$1439.31	\$1970.98	\$3359.51	\$4030.11	\$ 3876.08	\$4639.31	
	48"(1219mm)	72"(1829mm)	TCRP-4872-	S V 4	\$ 1281.58	\$ 1813.25	\$1439.31	\$1970.98	\$3359.51	\$4030.11	\$ 3876.08	\$4639.31	

Jive Table — Post Round Base

Rectangle



TORA-SNV
Class JV



Features

- Includes 1.18" (30mm) thick top, leg bases, adjustable glides or casters, and hardware.
- Standard table heights are 16" (406mm), 20" (508mm) and 29" (737mm).
- High-Pressure Laminate (HPL) top with knife edge or 3mm edgeband edges or wood veneer top with 3mm wood edgeband or knife edge.
- Bases are painted steel.
- Casters:
 - Two locking and two non-locking casters.
 - Standard in black.
- Glides:
 - 0.625" (16mm) adjustment.
 - Standard in black.
- Casters and glides are not interchangeable.
- Depth and width shown in nominal dimensions.
- Ships unassembled.

Specification Tips

- Edge choice allows a flat seam between tables.
- **Specifying a cutout does not automatically include a Power Ready base.**
- Factory installed cutout is available for:
 - Specify the (F) option for a Center, Single-Sided/4 outlet Flip Top Unit
 - Specify the (J) option for a Center, Single-Sided/6 outlet Flip Top Unit
 - Specify the (M) option for a Center, Double-Sided/8 outlet Flip Top Unit
 - Specify the (Q) option for a Center, Double-Sided/12 outlet Flip Top Unit
- Power Ready Base:
 - Allows for cord management through one of the Post Extruded legs.
- **Powered leg location determined during installation.**
 - Casters and Glides:
 - Specify the (J) option for Casters on the Power Ready base (only available on 29" (737mm)H tables)
 - Specify the (K) option for Glides on the Power Ready base (available on 16" (406mm), 20" (508mm) and 29" (737mm)H tables)
 - Flip Top Unit circuit breaker plug will not fit in the Power Ready Base opening.**
- **Power cord length determines the distance to building power source.**
- Separately specified:
 - Ganging Mechanism - Recommended for use with power between tables.
 - Horizontal and Vertical Wire Management
 - Power and Data Components
 - Accessories
- Refer to Specification Guide:
 - Accessory placement and compatibility.
 - Seating capacities and leg locations.
 - Information on electrical components compatible with factory cut opening.
 - Power Ready base cable capacity.
- Application may require approval of local authority having jurisdiction (AHJ); ensure compliance before placing orders and installation.

To Order, Specify:

1) Product number, including:

1 Surface Option:

- L** Laminate
- W** Wood

2 Edge Option:

- Laminate:
- J** Edgeband
 - F** Knife

- Wood:
- K** Edgeband
 - U** Knife

3 Cutout:

- N** No Cutout
- F** Center, Single-Sided/4 outlets (add **\$51.51** list)
- J** Center, Single-Sided/6 outlets (add **\$51.51** list)
- M** Center, Double-Sided/8 outlets (add **\$51.51** list)
- Q** Center, Double-Sided/12 outlets (add **\$51.51** list)

4 Base and Wire Management Option:

Base - No Power:

- C** Casters (add **\$25.09** list) (29" (737mm) Height Only)
- G** Glides

Base - Power Ready:

- J** Casters (add **\$25.09** list) (29" (737mm) Height Only)
- K** Glides

- 2) Laminate surface color or wood finish color.
- 3) Edgeband trim color (laminate only).
- 4) Base trim color.

Note: \$70.82 upcharge list for Metallic trim colors.

Jive Table — Post Round Base Rectangle

Height	Depth	Width	Number	① ② ③ ④	HPL				Wood					
					A	F	B	F	A	U	B	U		
Base — No Power — No Cutout														
J	F	J	F	K	U	K	U							
16"(406mm)	30"(762mm)	48"(1219mm)	TCRA-3048-	S V 1	\$ 769.35	\$1096.25	\$ 889.56	\$ 1216.46	\$ 1798.64	\$2203.71	\$ 2037.91	\$ 2495.10		
		54"(1372mm)	TCRA-3054-	S V 1	814.51	1172.68	938.07	1296.24	1941.85	2387.47	2207.31	2711.24		
	36"(914mm)	60"(1524mm)	TCRA-3060-	S V 1	859.92	1250.94	986.83	1377.85	2085.85	2574.07	2377.67	2930.69		
		72"(1829mm)	TCRA-3672-	S V 1	1051.39	1536.23	1193.04	1677.88	2693.84	3303.72	3096.07	3789.31		
20"(508mm)	30"(762mm)	48"(1219mm)	TCRA-3048-	S V 2	\$ 769.35	\$1096.25	\$ 889.56	\$ 1216.46	\$ 1798.64	\$2203.71	\$ 2037.91	\$ 2495.10		
		54"(1372mm)	TCRA-3054-	S V 2	814.51	1172.68	938.07	1296.24	1941.85	2387.47	2207.31	2711.24		
	36"(914mm)	60"(1524mm)	TCRA-3060-	S V 2	859.92	1250.94	986.83	1377.85	2085.85	2574.07	2377.67	2930.69		
		72"(1829mm)	TCRA-3672-	S V 2	1051.39	1536.23	1193.04	1677.88	2693.84	3303.72	3096.07	3789.31		
29"(737mm)	18"(457mm)	48"(1219mm)	TCRA-1848-	S V 4	\$ 634.67	N/A	\$ 744.16	N/A	\$ 1370.47	N/A	\$ 1532.49	N/A		
		54"(1372mm)	TCRA-1854-	S V 4	663.56	N/A	775.06	N/A	1461.92	N/A	1640.85	N/A		
		60"(1524mm)	TCRA-1860-	S V 4	692.72	N/A	806.23	N/A	1554.17	N/A	1750.19	N/A		
		66"(1676mm)	TCRA-1866-	S V 4	722.13	N/A	837.65	N/A	1647.21	N/A	1860.49	N/A		
24"(610mm)	36"(914mm)	42"(1067mm)	TCRA-2436-	S V 4	\$ 628.74	\$ 879.11	\$ 738.23	\$ 988.60	\$ 1352.27	\$ 1658.11	\$ 1510.34	\$ 1853.15		
		48"(1219mm)	TCRA-2442-	S V 4	665.24	942.96	777.41	1055.13	1468.01	1809.31	1647.28	2030.97		
		54"(1372mm)	TCRA-2448-	S V 4	702.01	1008.64	816.86	1123.49	1584.55	1963.34	1785.20	2212.10		
		60"(1524mm)	TCRA-2454-	S V 4	739.04	1076.15	856.57	1193.68	1701.88	2120.21	1924.08	2396.54		
30"(762mm)	36"(914mm)	66"(1676mm)	TCRA-2460-	S V 4	776.32	1145.50	896.53	1265.71	1820.01	2279.91	2063.93	2584.31		
		72"(1829mm)	TCRA-2466-	S V 4	813.86	1216.68	936.75	1339.57	1938.93	2442.44	2204.75	2775.39		
		72"(1829mm)	TCRA-2472-	S V 4	851.67	1289.69	977.24	1415.26	2058.65	2607.81	2346.53	2969.79		
		72"(1829mm)	TCRA-2472-	S V 4	851.67	1289.69	977.24	1415.26	2058.65	2607.81	2346.53	2969.79		
30"(762mm)	42"(1067mm)	48"(1219mm)	TCRA-3036-	S V 4	\$ 679.82	\$ 948.88	\$ 793.33	\$1062.39	\$ 1514.60	\$ 1844.68	\$ 1702.02	\$ 2072.78		
		54"(1372mm)	TCRA-3042-	S V 4	724.45	1021.65	841.31	1138.51	1656.22	2022.78	1869.48	2282.28		
		60"(1524mm)	TCRA-3048-	S V 4	769.35	1096.25	889.56	1216.46	1798.64	2203.71	2037.91	2495.10		
		72"(1829mm)	TCRA-3054-	S V 4	814.51	1172.68	938.07	1296.24	1941.85	2387.47	2207.31	2711.24		
36"(914mm)	42"(1067mm)	60"(1524mm)	TCRA-3060-	S V 4	859.92	1250.94	986.83	1377.85	2085.85	2574.07	2377.67	2930.69		
		60"(1524mm)	TCRA-3072-	S V 4	951.53	1412.96	1085.14	1546.57	2376.24	2955.77	2721.30	3379.55		
		66"(1676mm)	TCRA-3660-	S V 4	\$ 943.52	\$1356.38	\$ 1077.13	\$1489.99	\$ 2351.69	\$2868.23	\$ 2691.41	\$ 3277.07		
		72"(1829mm)	TCRA-3666-	S V 4	997.32	1445.39	1134.95	1583.02	2522.37	3084.56	2893.26	3531.53		
42"(1067mm)	60"(1524mm)	72"(1829mm)	TCRA-3672-	S V 4	1051.39	1536.23	1193.04	1677.88	2693.84	3303.72	3096.07	3789.31		
		72"(1829mm)	TCRA-4260-	S V 4	\$1027.12	\$ 1461.82	\$ 1167.43	\$1602.13	\$ 2617.53	\$ 3162.39	\$3005.15	\$ 3623.45		
48"(1219mm)	72"(1829mm)	72"(1829mm)	TCRA-4272-	S V 4	1151.24	1659.50	1300.93	1809.19	3011.43	3651.67	3470.84	4199.07		
		72"(1829mm)	TCRA-4872-	S V 4	\$ 1251.10	\$ 1782.77	\$1408.83	\$1940.50	\$3329.03	\$3999.63	\$3845.60	\$4608.83		

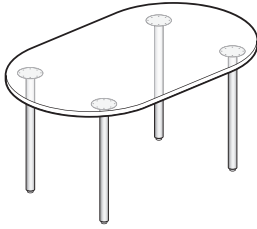
Jive Table — Post Round Base

Rectangle

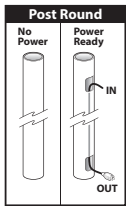
Height	Depth	Width	Number	① ② ③ ④	HPL				Wood				
					A	F	B	F	A	U	B	U	
Base — Power Ready — No Cutout													
16"(406mm)	30"(762mm)	48"(1219mm)	TCRA-3048-	S V 1	\$ 799.83	\$ 1126.73	\$ 920.04	\$ 1246.94	\$ 1829.12	\$ 2234.19	\$ 2068.39	\$ 2525.58	
		54"(1372mm)	TCRA-3054-	S V 1	844.99	1203.16	968.55	1326.72	1972.33	2417.95	2237.79	2741.72	
		60"(1524mm)	TCRA-3060-	S V 1	890.40	1281.42	1017.31	1408.33	2116.33	2604.55	2408.15	2961.17	
	36"(914mm)	60"(1524mm)	TCRA-3660-	S V 1	\$ 974.00	\$ 1386.86	\$ 1107.61	\$ 1520.47	\$ 2382.17	\$ 2898.71	\$ 2721.89	\$ 3307.55	
20"(508mm)	30"(762mm)	48"(1219mm)	TCRA-3048-	S V 2	\$ 799.83	\$ 1126.73	\$ 920.04	\$ 1246.94	\$ 1829.12	\$ 2234.19	\$ 2068.39	\$ 2525.58	
		54"(1372mm)	TCRA-3054-	S V 2	844.99	1203.16	968.55	1326.72	1972.33	2417.95	2237.79	2741.72	
		60"(1524mm)	TCRA-3060-	S V 2	890.40	1281.42	1017.31	1408.33	2116.33	2604.55	2408.15	2961.17	
	36"(914mm)	60"(1524mm)	TCRA-3660-	S V 2	\$ 974.00	\$ 1386.86	\$ 1107.61	\$ 1520.47	\$ 2382.17	\$ 2898.71	\$ 2721.89	\$ 3307.55	
29"(737mm)	18"(457mm)	48"(1219mm)	TCRA-1848-	S V 4	\$ 665.15	N/A	\$ 774.64	N/A	\$ 1400.95	N/A	\$ 1562.97	N/A	
		54"(1372mm)	TCRA-1854-	S V 4	694.04	N/A	805.54	N/A	1492.40	N/A	1671.33	N/A	
		60"(1524mm)	TCRA-1860-	S V 4	723.20	N/A	836.71	N/A	1584.65	N/A	1780.67	N/A	
		66"(1676mm)	TCRA-1866-	S V 4	752.61	N/A	868.13	N/A	1677.69	N/A	1890.97	N/A	
24"(610mm)	36"(914mm)	48"(1219mm)	TCRA-2436-	S V 4	\$ 659.22	\$ 909.59	\$ 768.71	\$ 1019.08	\$ 1382.75	\$ 1688.59	\$ 1540.82	\$ 1883.63	
		42"(1067mm)	TCRA-2442-	S V 4	695.72	973.44	807.89	1085.61	1498.49	1839.79	1677.76	2061.45	
		48"(1219mm)	TCRA-2448-	S V 4	732.49	1039.12	847.34	1153.97	1615.03	1993.82	1815.68	2242.58	
		54"(1372mm)	TCRA-2454-	S V 4	769.52	1106.63	887.05	1224.16	1732.36	2150.69	1954.56	2427.02	
30"(762mm)	36"(914mm)	60"(1524mm)	TCRA-2460-	S V 4	806.80	1175.98	927.01	1296.19	1850.49	2310.39	2094.41	2614.79	
		66"(1676mm)	TCRA-2466-	S V 4	844.34	1247.16	967.23	1370.05	1969.41	2472.92	2235.23	2805.87	
		72"(1829mm)	TCRA-2472-	S V 4	882.15	1320.17	1007.72	1445.74	2089.13	2638.29	2377.01	3000.27	
		42"(1067mm)	TCRA-3036-	S V 4	\$ 710.30	\$ 979.36	\$ 823.81	\$ 1092.87	\$ 1545.08	\$ 1875.16	\$ 1732.50	\$ 2103.26	
36"(914mm)	60"(1524mm)	48"(1219mm)	TCRA-3042-	S V 4	754.93	1052.13	871.79	1168.99	1686.70	2053.26	1899.96	2312.76	
		54"(1372mm)	TCRA-3048-	S V 4	799.83	1126.73	920.04	1246.94	1829.12	2234.19	2068.39	2525.58	
		60"(1524mm)	TCRA-3054-	S V 4	844.99	1203.16	968.55	1326.72	1972.33	2417.95	2237.79	2741.72	
		72"(1829mm)	TCRA-3060-	S V 4	890.40	1281.42	1017.31	1408.33	2116.33	2604.55	2408.15	2961.17	
42"(1067mm)	60"(1524mm)	72"(1829mm)	TCRA-3072-	S V 4	982.01	1443.44	1115.62	1577.05	2406.72	2986.25	2751.78	3410.03	
		66"(1676mm)	TCRA-3660-	S V 4	\$ 974.00	\$ 1386.86	\$ 1107.61	\$ 1520.47	\$ 2382.17	\$ 2898.71	\$ 2721.89	\$ 3307.55	
		72"(1829mm)	TCRA-3666-	S V 4	1027.80	1475.87	1165.43	1613.50	2552.85	3115.04	2923.74	3562.01	
		72"(1829mm)	TCRA-3672-	S V 4	1081.87	1566.71	1223.52	1708.36	2724.32	3334.20	3126.55	3819.79	
48"(1219mm)	72"(1829mm)	TCRA-4260-	S V 4	\$ 1057.60	\$ 1492.30	\$ 1197.91	\$ 1632.61	\$ 2648.01	\$ 3192.87	\$ 3035.63	\$ 3653.93		
		TCRA-4272-	S V 4	1181.72	1689.98	1331.41	1839.67	3041.91	3682.15	3501.32	4229.55		
48"(1219mm)	72"(1829mm)	TCRA-4872-	S V 4	\$ 1281.58	\$ 1813.25	\$ 1439.31	\$ 1970.98	\$ 3359.51	\$ 4030.11	\$ 3876.08	\$ 4639.31		

Jive Table — Post Round Base

Racetrack



TCRT-SNV
Class JV



Features

- Includes 1.18" (30mm) thick top, leg bases, adjustable glides or casters, and hardware.
- Standard table heights are 16" (406mm), 20" (508mm) and 29" (737mm).
- High-Pressure Laminate (HPL) top with knife edge or 3mm edgeband edges or wood veneer top with 3mm wood edgeband or knife edge.
- Bases are painted steel.
- Casters:
 - Two locking and two non-locking casters.
 - Standard in black.
- Glides:
 - 0.625" (16mm) adjustment.
 - Standard in black.
- Casters and glides are not interchangeable.
- Depth and width shown in nominal dimensions.
- Ships unassembled.

Specification Tips

- **Specifying a cutout does not automatically include a Power Ready base.**
- Factory installed cutout is available for:
 - Specify the (F) option for a Center, Single-Sided/4 outlet Flip Top Unit
 - Specify the (J) option for a Center, Single-Sided/6 outlet Flip Top Unit
 - Specify the (M) option for a Center, Double-Sided/8 outlet Flip Top Unit
 - Specify the (Q) option for a Center, Double-Sided/12 outlet Flip Top Unit
- Power Ready Base:
 - Allows for cord management through one of the Post Extruded legs.
- **Powered leg location determined during installation.**
 - Casters and Glides:
 - Specify the (J) option for Casters on the Power Ready base (only available on 29" (737mm)H tables)
 - Specify the (K) option for Glides on the Power Ready base (available on 16" (406mm), 20" (508mm) and 29" (737mm)H tables)
 - Flip Top Unit circuit breaker plug will not fit in the Power Ready Base opening.**
- **Power cord length determines the distance to building power source.**
- Separately specified:
 - Horizontal and Vertical Wire Management
 - Power and Data Components
 - Accessories
- Refer to Specification Guide:
 - Accessory placement and compatibility.
 - Seating capacities and leg locations.
 - Information on electrical components compatible with factory cut opening.
 - Power Ready base cable capacity.
- Application may require approval of local authority having jurisdiction (AHJ); ensure compliance before placing orders and installation.

To Order, Specify:

1) Product number, including:

1 Surface Option:

- L** Laminate
- W** Wood

2 Edge Option:

Laminate:

- J** Edgeband
- F** Knife

Wood:

- K** Edgeband
- U** Knife

3 Cutout:

- N** No Cutout
- F** Center, Single-Sided/4 outlets (add **\$51.51** list)
- J** Center, Single-Sided/6 outlets (add **\$51.51** list)
- M** Center, Double-Sided/8 outlets (add **\$51.51** list)
- Q** Center, Double-Sided/12 outlets (add **\$51.51** list)

4 Base and Wire Management Option:

Base - No Power:

- C** Casters (add **\$25.09** list) (29" (737mm) Height Only)
- G** Glides

Base - Power Ready:

- J** Casters (add **\$25.09** list) (29" (737mm) Height Only)
- K** Glides

- 2) Laminate surface color or wood finish color.
- 3) Edgeband trim color (laminated only).
- 4) Base trim color.

Note: \$70.82 upcharge list for Metallic trim colors.

Jive Table — Post Round Base

Racetrack

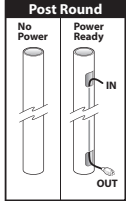
Height	Depth	Width	Number	① ② ③ ④	HPL				Wood				
					A	F	B	F	A	U	B	U	
Base — No Power — No Cutout													
16"(406mm)	30"(762mm)	48"(1219mm)	TCRT-3048-	S V 1	\$ 769.35	\$1096.25	\$ 889.56	\$ 1216.46	\$ 1798.64	\$ 2203.71	\$ 2037.91	\$ 2495.10	
		60"(1524mm)	TCRT-3060-	S V 1	859.92	1250.94	986.83	1377.85	2085.85	2574.07	2377.67	2930.69	
		72"(1829mm)	TCRT-3072-	S V 1	951.53	1412.96	1085.14	1546.57	2376.24	2955.77	2721.30	3379.55	
	36"(914mm)	60"(1524mm)	TCRT-3660-	S V 1	\$ 943.52	\$1356.38	\$ 1077.13	\$ 1489.99	\$ 2351.69	\$ 2868.23	\$ 2691.41	\$ 3277.07	
		72"(1829mm)	TCRT-3672-	S V 1	1051.39	1536.23	1193.04	1677.88	2693.84	3303.72	3096.07	3789.31	
		42"(1067mm)	TCRT-4272-	S V 1	1151.24	1659.50	1300.93	1809.19	3011.43	3651.67	3470.84	4199.07	
20"(508mm)	30"(762mm)	48"(1219mm)	TCRT-3048-	S V 2	\$ 769.35	\$1096.25	\$ 889.56	\$ 1216.46	\$ 1798.64	\$ 2203.71	\$ 2037.91	\$ 2495.10	
		60"(1524mm)	TCRT-3060-	S V 2	859.92	1250.94	986.83	1377.85	2085.85	2574.07	2377.67	2930.69	
		72"(1829mm)	TCRT-3072-	S V 2	951.53	1412.96	1085.14	1546.57	2376.24	2955.77	2721.30	3379.55	
	36"(914mm)	60"(1524mm)	TCRT-3660-	S V 2	\$ 943.52	\$1356.38	\$ 1077.13	\$ 1489.99	\$ 2351.69	\$ 2868.23	\$ 2691.41	\$ 3277.07	
		72"(1829mm)	TCRT-3672-	S V 2	1051.39	1536.23	1193.04	1677.88	2693.84	3303.72	3096.07	3789.31	
		42"(1067mm)	TCRT-4272-	S V 2	1151.24	1659.50	1300.93	1809.19	3011.43	3651.67	3470.84	4199.07	
29"(737mm)	30"(762mm)	48"(1219mm)	TCRT-3048-	S V 4	\$ 769.35	\$1096.25	\$ 889.56	\$ 1216.46	\$ 1798.64	\$ 2203.71	\$ 2037.91	\$ 2495.10	
		60"(1524mm)	TCRT-3060-	S V 4	859.92	1250.94	986.83	1377.85	2085.85	2574.07	2377.67	2930.69	
		72"(1829mm)	TCRT-3072-	S V 4	951.53	1412.96	1085.14	1546.57	2376.24	2955.77	2721.30	3379.55	
	36"(914mm)	60"(1524mm)	TCRT-3660-	S V 4	\$ 943.52	\$1356.38	\$ 1077.13	\$ 1489.99	\$ 2351.69	\$ 2868.23	\$ 2691.41	\$ 3277.07	
		72"(1829mm)	TCRT-3672-	S V 4	1051.39	1536.23	1193.04	1677.88	2693.84	3303.72	3096.07	3789.31	
		42"(1067mm)	TCRT-4272-	S V 4	1151.24	1659.50	1300.93	1809.19	3011.43	3651.67	3470.84	4199.07	
48"(1219mm)	TCRT-4872-	S V 4	\$ 1251.10	\$ 1782.77	\$ 1408.83	\$ 1940.50	\$ 3329.03	\$ 3999.63	\$ 3845.60	\$ 4608.83			
Base — Power Ready — No Cutout													
16"(406mm)	30"(762mm)	48"(1219mm)	TCRT-3048-	S V 1	\$ 799.83	\$ 1126.73	\$ 920.04	\$ 1246.94	\$ 1829.12	\$ 2234.19	\$ 2068.39	\$ 2525.58	
		60"(1524mm)	TCRT-3060-	S V 1	890.40	1281.42	1017.31	1408.33	2116.33	2604.55	2408.15	2961.17	
		72"(1829mm)	TCRT-3072-	S V 1	982.01	1443.44	1115.62	1577.05	2406.72	2986.25	2751.78	3410.03	
	36"(914mm)	60"(1524mm)	TCRT-3660-	S V 1	\$ 974.00	\$ 1386.86	\$ 1107.61	\$ 1520.47	\$ 2382.17	\$ 2898.71	\$ 2721.89	\$ 3307.55	
		72"(1829mm)	TCRT-3672-	S V 1	1081.87	1566.71	1223.52	1708.36	2724.32	3334.20	3126.55	3819.79	
		42"(1067mm)	TCRT-4272-	S V 1	1181.72	1689.98	1331.41	1839.67	3041.91	3682.15	3501.32	4229.55	
20"(508mm)	30"(762mm)	48"(1219mm)	TCRT-3048-	S V 2	\$ 799.83	\$ 1126.73	\$ 920.04	\$ 1246.94	\$ 1829.12	\$ 2234.19	\$ 2068.39	\$ 2525.58	
		60"(1524mm)	TCRT-3060-	S V 2	890.40	1281.42	1017.31	1408.33	2116.33	2604.55	2408.15	2961.17	
		72"(1829mm)	TCRT-3072-	S V 2	982.01	1443.44	1115.62	1577.05	2406.72	2986.25	2751.78	3410.03	
	36"(914mm)	60"(1524mm)	TCRT-3660-	S V 2	\$ 974.00	\$ 1386.86	\$ 1107.61	\$ 1520.47	\$ 2382.17	\$ 2898.71	\$ 2721.89	\$ 3307.55	
		72"(1829mm)	TCRT-3672-	S V 2	1081.87	1566.71	1223.52	1708.36	2724.32	3334.20	3126.55	3819.79	
		42"(1067mm)	TCRT-4272-	S V 2	1181.72	1689.98	1331.41	1839.67	3041.91	3682.15	3501.32	4229.55	
29"(737mm)	30"(762mm)	48"(1219mm)	TCRT-3048-	S V 4	\$ 799.83	\$ 1126.73	\$ 920.04	\$ 1246.94	\$ 1829.12	\$ 2234.19	\$ 2068.39	\$ 2525.58	
		60"(1524mm)	TCRT-3060-	S V 4	890.40	1281.42	1017.31	1408.33	2116.33	2604.55	2408.15	2961.17	
		72"(1829mm)	TCRT-3072-	S V 4	982.01	1443.44	1115.62	1577.05	2406.72	2986.25	2751.78	3410.03	
	36"(914mm)	60"(1524mm)	TCRT-3660-	S V 4	\$ 974.00	\$ 1386.86	\$ 1107.61	\$ 1520.47	\$ 2382.17	\$ 2898.71	\$ 2721.89	\$ 3307.55	
		72"(1829mm)	TCRT-3672-	S V 4	1081.87	1566.71	1223.52	1708.36	2724.32	3334.20	3126.55	3819.79	
		42"(1067mm)	TCRT-4272-	S V 4	1181.72	1689.98	1331.41	1839.67	3041.91	3682.15	3501.32	4229.55	
48"(1219mm)	TCRT-4872-	S V 4	\$ 1281.58	\$ 1813.25	\$ 1439.31	\$ 1970.98	\$ 3359.51	\$ 4030.11	\$ 3876.08	\$ 4639.31			

Jive Table — Post Round Base

Trapezoid



TCTP-SNV
Class JV



Features

- Includes 1.18" (30mm) thick top, leg bases, adjustable glides or casters, and hardware.
- Standard table height is 29" (737mm).
- High-Pressure Laminate (HPL) top with knife edge or 3mm edgeband edges or wood veneer top with 3mm wood edgeband or knife edge.
- Bases are painted steel.
- Casters:
 - Two locking and two non-locking casters.
 - Standard in black.
- Glides:
 - 0.625" (16mm) adjustment.
 - Standard in black.
- Casters and glides are not interchangeable.
- Depth and width shown in nominal dimensions.
- Ships unassembled.

Specification Tips

- Edge choice allows a flat seam between tables.
- **Specifying a cutout does not automatically include a Power Ready base.**
- Factory installed cutout is available for:
 - Specify the (F) option for a Center, Single-Sided/4 outlet Flip Top Unit
 - Specify the (J) option for a Center, Single-Sided/6 outlet Flip Top Unit
- Power Ready Base:
 - Allows for cord management through one of the Post Extruded legs.
- **Powered leg location determined during installation.**
 - Casters and Glides:
 - Specify the (J) option for Casters on the Power Ready base (only available on 29" (737mm)H tables)
 - Specify the (K) option for Glides on the Power Ready base (available on 29" (737mm)H tables)
 - **Flip Top Unit circuit breaker plug will not fit in the Power Ready Base opening.**
- **Power cord length determines the distance to building power source.**
- Separately specified:
 - Ganging Mechanism - Recommended for use with power between tables.
 - Horizontal and Vertical Wire Management
 - Power and Data Components
 - Accessories
- Refer to Specification Guide:
 - Accessory placement and compatibility.
 - Seating capacities and leg locations.
 - Information on electrical components compatible with factory cut opening.
 - Power Ready base cable capacity.
- Application may require approval of local authority having jurisdiction (AHJ); ensure compliance before placing orders and installation.

To Order, Specify:

1) Product number, including:

1 Surface Option:

- L** Laminate
- W** Wood

2 Edge Option:

- Laminate:
- J** Edgeband
 - F** Knife

- Wood:
- K** Edgeband
 - U** Knife

3 Cutout:

- N** No Cutout
- F** Center, Single-Sided/4 outlets (add **\$51.51** list)
- J** Center, Single-Sided/6 outlets (add **\$51.51** list)

4 Base and Wire Management Option:

Base - No Power:

- C** Casters (add **\$25.09** list) (29" (737mm) Height Only)
- G** Glides

Base - Power Ready:

- J** Casters (add **\$25.09** list) (29" (737mm) Height Only)
- K** Glides

- 2) Laminate surface color or wood finish color.
- 3) Edgeband trim color (laminated only).
- 4) Base trim color.

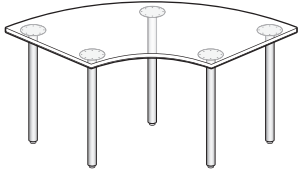
Note: \$70.82 upcharge list for Metallic trim colors.

Jive Table — Post Round Base

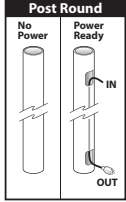
Trapezoid

Height	Depth	Width	Number	① ② ③ ④	HPL		B		Wood		B		U	
					A	F	J	F	A	U	K	U		
Base — No Power — No Cutout														
29"(737mm)	24"(610mm)	48"(1219mm)	TCTP-2448-	■ S V ■ 4	\$ 713.24	\$ 1019.87	\$ 718.60	\$ 1025.23	\$ 935.93	\$ 1314.72	\$ 999.06	\$ 1425.96		
		54"(1372mm)	TCTP-2454-	■ S V ■ 4	750.27	1087.38	758.31	1095.42	1053.26	1471.59	1137.94	1610.40		
		60"(1524mm)	TCTP-2460-	■ S V ■ 4	787.55	1156.73	798.27	1167.45	1171.39	1631.29	1277.79	1798.17		
		66"(1676mm)	TCTP-2466-	■ S V ■ 4	825.09	1227.91	838.49	1241.31	1290.31	1793.82	1418.61	1989.25		
		72"(1829mm)	TCTP-2472-	■ S V ■ 4	862.90	1300.92	878.98	1317.00	1410.03	1959.19	1560.39	2183.65		
30"(762mm)	60"(1524mm)	TCTP-3060-	■ S V ■ 4	\$ 871.15	\$ 1262.17	\$ 888.57	\$ 1279.59	\$ 1437.23	\$ 1925.45	\$ 1591.53	\$ 2144.55			
		TCTP-3066-	■ S V ■ 4	916.82	1342.26	937.59	1363.03	1582.03	2114.88	1762.86	2367.32			
		TCTP-3072-	■ S V ■ 4	962.76	1424.19	986.88	1448.31	1727.62	2307.15	1935.16	2593.41			
36"(914mm)	84"(2134mm)	TCTP-3684-	■ S V ■ 4	\$ 1171.52	\$ 1734.64	\$ 1211.72	\$ 1774.84	\$ 2390.55	\$ 3101.93	\$ 2718.46	\$ 3528.68			
Base — Power Ready — No Cutout														
29"(737mm)	24"(610mm)	48"(1219mm)	TCTP-2448-	■ S V ■ 4	\$ 743.72	\$ 1050.35	\$ 749.08	\$ 1055.71	\$ 966.41	\$ 1345.20	\$ 1029.54	\$ 1456.44		
		54"(1372mm)	TCTP-2454-	■ S V ■ 4	780.75	1117.86	788.79	1125.90	1083.74	1502.07	1168.42	1640.88		
		60"(1524mm)	TCTP-2460-	■ S V ■ 4	818.03	1187.21	828.75	1197.93	1201.87	1661.77	1308.27	1828.65		
		66"(1676mm)	TCTP-2466-	■ S V ■ 4	855.57	1258.39	868.97	1271.79	1320.79	1824.30	1449.09	2019.73		
		72"(1829mm)	TCTP-2472-	■ S V ■ 4	893.38	1331.40	909.46	1347.48	1440.51	1989.67	1590.87	2214.13		
30"(762mm)	60"(1524mm)	TCTP-3060-	■ S V ■ 4	\$ 901.63	\$ 1292.65	\$ 919.05	\$ 1310.07	\$ 1467.71	\$ 1955.93	\$ 1622.01	\$ 2175.03			
		TCTP-3066-	■ S V ■ 4	947.30	1372.74	968.07	1393.51	1612.51	2145.36	1793.34	2397.80			
		TCTP-3072-	■ S V ■ 4	993.24	1454.67	1017.36	1478.79	1758.10	2337.63	1965.64	2623.89			
36"(914mm)	84"(2134mm)	TCTP-3684-	■ S V ■ 4	\$ 1202.00	\$ 1765.12	\$ 1242.20	\$ 1805.32	\$ 2421.03	\$ 3132.41	\$ 2748.94	\$ 3559.16			

Jive Table — Post Round Base Crescent



TCBN-SNV
Class JV



Features

- Includes 1.18" (30mm) thick top, leg bases, adjustable glides or casters, and hardware.
- Standard table height is 29" (737mm).
- High-Pressure Laminate (HPL) top with knife edge or 3mm edgeband edges or wood veneer top with 3mm wood edgeband or knife edge.
- Bases are painted steel.
- Casters:
 - Three locking and three non-locking casters.
 - Standard in black.
- Glides:
 - 0.625" (16mm) adjustment.
 - Standard in black.
- Casters and glides are not interchangeable.
- Depth and width shown in nominal dimensions.
- Ships unassembled.

Specification Tips

- Edge choice allows a flat seam between tables.
- **Specifying a cutout does not automatically include a Power Ready base.**
- Factory installed cutout is available for:
 - Specify the (F) option for a Center, Single-Sided/4 outlet Flip Top Unit
 - Specify the (J) option for a Center, Single-Sided/6 outlet Flip Top Unit
- Power Ready Base:
 - Allows for cord management through one of the Post Extruded legs.
- **Powered leg location determined during installation.**
 - Casters and Glides:
 - Specify the (J) option for Casters on the Power Ready base (only available on 29" (737mm)H tables)
 - Specify the (K) option for Glides on the Power Ready base (available on 29" (737mm)H tables)
 - **Flip Top Unit circuit breaker plug will not fit in the Power Ready Base opening.**
- **Power cord length determines the distance to building power source.**
- Separately specified:
 - Ganging Mechanism - Recommended for use with power between tables.
 - Horizontal and Vertical Wire Management
 - Power and Data Components
 - Accessories
- Refer to Specification Guide:
 - Accessory placement and compatibility.
 - Seating capacities and leg locations.
 - Information on electrical components compatible with factory cut opening.
 - Power Ready base cable capacity.
- Application may require approval of local authority having jurisdiction (AHJ); ensure compliance before placing orders and installation.

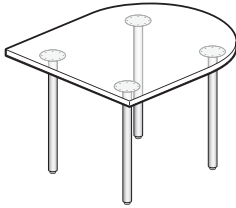
To Order, Specify:

- Product number, including:
 - Surface Option:**
 - L** Laminate
 - W** Wood
 - Edge Option:**
 - Laminate:
 - J** Edgeband
 - F** Knife
 - Wood:
 - K** Edgeband
 - U** Knife
 - Cutout:**
 - N** No Cutout
 - F** Center, Single-Sided/4 outlets (add **\$51.51** list)
 - J** Center, Single-Sided/6 outlets (add **\$51.51** list)
 - Base and Wire Management Option:**
 - Base - No Power:
 - C** Casters (add **\$25.09** list) (29" (737mm) Height Only)
 - G** Glides
 - Base - Power Ready:
 - J** Casters (add **\$25.09** list) (29" (737mm) Height Only)
 - K** Glides
 - Laminate surface color or wood finish color.
 - Edgeband trim color (laminate only).
 - Base trim color.
- Note: \$70.82** upcharge list for Metallic trim colors.

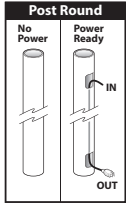
Depth	Width	Number	①	②	③	④	HPL		Wood		B	U	
							A	F	A	B			
Base — No Power — No Cutout													
24" (610mm)	60" (1524mm)	TCBN-2460-	S	V	4	\$ 821.15	\$ 1190.33	\$ 831.87	\$ 1201.05	\$ 1204.99	\$ 1664.89	\$ 1311.39	\$ 1831.77
30" (762mm)	72" (1829mm)	TCBN-3072-	S	V	4	996.36	1457.79	1020.48	1481.91	1761.22	2340.75	1968.76	2627.01
36" (914mm)	84" (2134mm)	TCBN-3684-	S	V	4	1205.12	1768.24	1245.32	1808.44	2424.15	3135.53	2752.06	3562.28
Base — Power Ready — No Cutout													
24" (610mm)	60" (1524mm)	TCBN-2460-	S	V	4	\$ 851.63	\$ 1220.81	\$ 862.35	\$ 1231.53	\$ 1235.47	\$ 1695.37	\$ 1341.87	\$ 1862.25
30" (762mm)	72" (1829mm)	TCBN-3072-	S	V	4	1026.84	1488.27	1050.96	1512.39	1791.70	2371.23	1999.24	2657.49
36" (914mm)	84" (2134mm)	TCBN-3684-	S	V	4	1235.60	1798.72	1275.80	1838.92	2454.63	3166.01	2782.54	3592.76

Jive Table — Post Round Base

Half Racetrack



TCHT
Class JV



Features

- Includes 1.18" (30mm) thick top, leg bases, adjustable glides or casters, and hardware.
- Standard table height is 29" (737mm).
- High-Pressure Laminate (HPL) top with knife edge or 3mm edgeband edges or wood veneer top with 3mm wood edgeband or knife edge.
- Bases are painted steel.
- Casters:
 - Two locking and two non-locking casters.
 - Standard in black.
- Glides:
 - 0.625" (16mm) adjustment.
 - Standard in black.
- Casters and glides are not interchangeable.
- Depth and width shown in nominal dimensions.
- Ships unassembled.

Specification Tips

Edge choice allows a flat seam between tables.

Specifying a cutout does not automatically include a Power Ready base.

Factory installed cutout is available for:

- Specify the (F) option for a Center, Single-Sided/4 outlet Flip Top Unit
- Specify the (J) option for a Center, Single-Sided/6 outlet Flip Top Unit
- Specify the (M) option for a Center, Double-Sided/8 outlet Flip Top Unit
- Specify the (Q) option for a Center, Double-Sided/12 outlet Flip Top Unit
- Power Ready Base:
 - Allows for cord management through one of the Post Extruded legs.
- **Powered leg location determined during installation.**
 - Casters and Glides:
 - Specify the (J) option for Casters on the Power Ready base (only available on 29" (737mm)H tables)
 - Specify the (K) option for Glides on the Power Ready base (available on 29" (737mm)H tables)
 - Flip Top Unit circuit breaker plug will not fit in the Power Ready Base opening.**
- **Power cord length determines the distance to building power source.**
- Separately specified:
 - Ganging Mechanism - Recommended for use with power between tables.
 - Horizontal and Vertical Wire Management
 - Power and Data Components
 - Accessories
- Refer to Specification Guide:
 - Accessory placement and compatibility.
 - Seating capacities and leg locations.
 - Information on electrical components compatible with factory cut opening.
 - Power Ready base cable capacity.
- Application may require approval of local authority having jurisdiction (AHJ); ensure compliance before placing orders and installation.

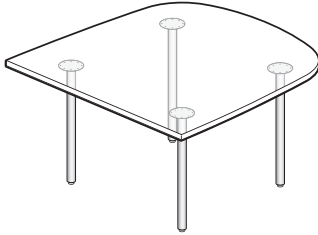
To Order, Specify:

- Product number, including:
 - Surface Option:**
 - L** Laminate
 - W** Wood
 - Edge Option:**
 - Laminate:
 - J** Edgeband
 - F** Knife
 - Wood:
 - K** Edgeband
 - U** Knife
 - Cutout:**
 - N** No Cutout
 - F** Center, Single-Sided/4 outlets (add **\$51.51** list)
 - J** Center, Single-Sided/6 outlets (add **\$51.51** list)
 - M** Center, Double-Sided/8 outlets (add **\$51.51** list)
 - Q** Center, Double-Sided/12 outlets (add **\$51.51** list)
 - Base and Wire Management Option:**
 - Base - No Power:
 - C** Casters (add **\$25.09** list) (29" (737mm) Height Only)
 - G** Glides
 - Base - Power Ready:
 - J** Casters (add **\$25.09** list) (29" (737mm) Height Only)
 - K** Glides
 - Laminate surface color or wood finish color.
 - Edgeband trim color (laminated only).
 - Base trim color.
- Note: \$70.82** upcharge list for Metallic trim colors.

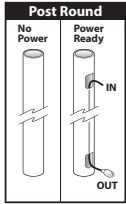
Height	Depth	Width	Number	①	②	③	④	HPL		Wood		B	U			
								A	F	A	B					
Base — No Power — No Cutout																
29" (737mm)	42" (1067mm)	42" (1067mm)	TCHT-4242-	■	■	■	■	4	\$ 589.25	\$ 958.43	\$ 611.36	\$ 980.54	\$1270.25	\$1785.25	\$1454.00	\$2038.89
	48" (1219mm)	48" (1219mm)	TCHT-4848-	■	■	■	■	4	716.45	1129.31	748.61	1161.47	1674.53	2379.67	1931.33	2737.79
	54" (1372mm)	54" (1372mm)	TCHT-5454-	■	■	■	■	4	859.65	1316.19	903.20	1359.74	N/A	N/A	N/A	N/A
	60" (1524mm)	60" (1524mm)	TCHT-6060-	■	■	■	■	4	1018.85	1519.07	1075.13	1575.35	N/A	N/A	N/A	N/A
Base — Power Ready — No Cutout																
29" (737mm)	42" (1067mm)	42" (1067mm)	TCHT-4242-	■	■	■	■	4	\$ 619.73	\$ 988.91	\$ 641.84	\$ 1011.02	\$1300.73	\$ 1815.73	\$1484.48	\$2069.37
	48" (1219mm)	48" (1219mm)	TCHT-4848-	■	■	■	■	4	746.93	1159.79	779.09	1191.95	1705.01	2410.15	1961.81	2768.27
	54" (1372mm)	54" (1372mm)	TCHT-5454-	■	■	■	■	4	890.13	1346.67	933.68	1390.22	N/A	N/A	N/A	N/A
	60" (1524mm)	60" (1524mm)	TCHT-6060-	■	■	■	■	4	1049.33	1549.55	1105.61	1605.83	N/A	N/A	N/A	N/A

Jive Table — Post Round Base

Half Pebble



TCHP
Class JV



Features

- Includes 1.18" (30mm) thick top, leg bases, adjustable glides or casters, and hardware.
- Standard table height is 29" (737mm).
- High-Pressure Laminate (HPL) top with knife edge or 3mm edgeband edges or wood veneer top with 3mm wood edgeband or knife edge.
- Bases are painted steel.
- Casters:
 - Two locking and two non-locking casters.
 - Standard in black.
- Glides:
 - 0.625" (16mm) adjustment.
 - Standard in black.
- Casters and glides are not interchangeable.
- Depth and width shown in nominal dimensions.
- Ships unassembled.

Specification Tips

- Edge choice allows a flat seam between tables.
- **Specifying a cutout does not automatically include a Power Ready base.**
- Factory installed cutout is available for:
 - Specify the (F) option for a Center, Single-Sided/4 outlet Flip Top Unit
 - Specify the (J) option for a Center, Single-Sided/6 outlet Flip Top Unit
 - Specify the (M) option for a Center, Double-Sided/8 outlet Flip Top Unit
 - Specify the (Q) option for a Center, Double-Sided/12 outlet Flip Top Unit
- Power Ready Base:
 - Allows for cord management through one of the Post Extruded legs.
- **Powered leg location determined during installation.**
 - Casters and Glides:
 - Specify the (J) option for Casters on the Power Ready base (only available on 29" (737mm)H tables)
 - Specify the (K) option for Glides on the Power Ready base (available on 29" (737mm)H tables)
- **Flip Top Unit circuit breaker plug will not fit in the Power Ready Base opening.**
- **Power cord length determines the distance to building power source.**
- Separately specified:
 - Ganging Mechanism - Recommended for use with power between tables.
 - Horizontal and Vertical Wire Management
 - Power and Data Components
 - Accessories
- Refer to Specification Guide:
- Accessory placement and compatibility.
- Seating capacities and leg locations.
- Information on electrical components compatible with factory cut opening.
- Power Ready base cable capacity.
- Application may require approval of local authority having jurisdiction (AHJ); ensure compliance before placing orders and installation.

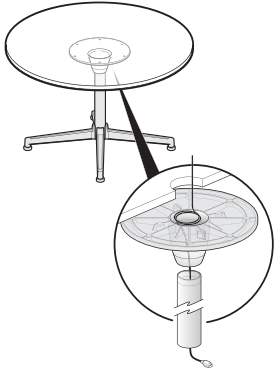
To Order, Specify:

- 1) Product number, including:
 - 1 **Surface Option:**
 - L** Laminate
 - W** Wood
 - 2 **Edge Option:**
 - Laminate:
 - J** Edgeband
 - F** Knife
 - Wood:
 - K** Edgeband
 - U** Knife
 - 3 **Cutout:**
 - N** No Cutout
 - F** Center, Single-Sided/4 outlets (add **\$51.51** list)
 - J** Center, Single-Sided/6 outlets (add **\$51.51** list)
 - M** Center, Double-Sided/8 outlets (add **\$51.51** list)
 - Q** Center, Double-Sided/12 outlets (add **\$51.51** list)
 - 4 **Base and Wire Management Option:**
 - Base - No Power:
 - C** Casters (add **\$25.09** list) (29" (737mm) Height Only)
 - G** Glides
 - Base - Power Ready:
 - J** Casters (add **\$25.09** list) (29" (737mm) Height Only)
 - K** Glides
 - 2) Laminate surface color or wood finish color.
 - 3) Edgeband trim color (laminated only).
 - 4) Base trim color.
- Note: \$70.82** upcharge list for Metallic trim colors.

Height	Depth	Width	Number	①	②	③	④	HPL		Wood		B	U			
								A	F	A	U					
Base — No Power — No Cutout																
29"(737mm)	42"(1067mm)	42"(1067mm)	TCHP-4242-	■	■	■	■	4	\$ 589.25	\$ 958.43	\$ 611.36	\$ 980.54	\$1270.25	\$1785.25	\$1454.00	\$2038.89
	48"(1219mm)	48"(1219mm)	TCHP-4848-	■	■	■	■	4	716.45	1129.31	748.61	1161.47	1674.53	2379.67	1931.33	2737.79
	54"(1372mm)	54"(1372mm)	TCHP-5454-	■	■	■	■	4	859.65	1316.19	903.20	1359.74	N/A	N/A	N/A	N/A
	60"(1524mm)	60"(1524mm)	TCHP-6060-	■	■	■	■	4	1018.85	1519.07	1075.13	1575.35	N/A	N/A	N/A	N/A
Base — Power Ready — No Cutout																
29"(737mm)	42"(1067mm)	42"(1067mm)	TCHP-4242-	■	■	■	■	4	\$ 619.73	\$ 988.91	\$ 641.84	\$ 1011.02	\$1300.73	\$ 1815.73	\$1484.48	\$2069.37
	48"(1219mm)	48"(1219mm)	TCHP-4848-	■	■	■	■	4	746.93	1159.79	779.09	1191.95	1705.01	2410.15	1961.81	2768.27
	54"(1372mm)	54"(1372mm)	TCHP-5454-	■	■	■	■	4	890.13	1346.67	933.68	1390.22	N/A	N/A	N/A	N/A
	60"(1524mm)	60"(1524mm)	TCHP-6060-	■	■	■	■	4	1049.33	1549.55	1105.61	1605.83	N/A	N/A	N/A	N/A

Jive Table — X-Base

Round



(Base — Power Ready)



TORN-SNXF
(Base — No Power)
Class JV

Features

- Includes 1.18" (30mm) thick standard top, base, adjustable glides or casters and hardware.
- Standard table heights are 16" (406mm), 20" (508mm), 29" (737mm), 36" (914mm) and 42" (1067mm).
- High-Pressure Laminate (HPL) top with knife edge or 3mm edgeband edges or wood veneer top with 3mm wood edgeband or knife edge.
- Casters:
 - Two locking and two non-locking casters.
 - Standard in black.
- Glides:
 - 0.625" (16mm) adjustment.
 - Standard in black.
- Casters and glides are not interchangeable.
- Ships unassembled.

Specification Tips

- Base Sizes:
 - 24" (610mm) tops include 22" (559mm) X-Base
 - 30" (762mm) tops include 28" (711mm) X-Base
 - 36" (914mm) tops include 31" (787mm) X-Base
 - 42" (1067mm) tops include 37" (940mm) X-Base
 - 48" (1219mm) tops include 37" (940mm) X-Base
- **Specifying a cutout does not automatically include a Power Ready base.**
- Factory installed cutout is available for:
 - Specify the (R) option for a Centered, Flush Mount Power - Round
- Power Ready Base:
 - Allows for cord management through the X-Base.
 - Casters and Glides:
 - Specify the (J) option for Casters on the Power Ready base (available 29" (737mm), 36" (914mm), and 42" (1067mm)H tables)
 - Specify the (K) option for Glides on the Power Ready base (available 29" (737mm), 36" (914mm), and 42" (1067mm)H tables)
- **Power cord length determines the distance to building power source.**
- Separately specified:
 - Horizontal and Vertical Wire Management
 - Power and Data Components
 - Accessories
- Refer to Specification Guide:
 - Accessory placement and compatibility.
 - Seating capacities and base location.
 - Information on electrical components compatible with factory cut opening.
 - Power Ready base cable capacity.
- Application may require approval of local authority having jurisdiction (AHJ); ensure compliance before placing orders and installation.

To Order, Specify:

1) Product number, including:

1 Surface Option:

- L** Laminate
- W** Wood

2 Edge Option:

- Laminate:
- J** Edgeband
 - F** Knife
- Wood:

- K** Edgeband
- U** Knife

3 Cutout Option:

- N** No Cutout
(No Power or Power Ready)
- R** 3" (76mm) Cutout (Power Ready base option only, add \$51.51 list)

4 Base and Wire Management Option:

- Base — No Power:
- C** Casters (add \$25.09 list)
 - G** Glides

- Base — Power Ready:
- J** Casters (add \$25.09 list)
 - K** Glides

5 Base Finish Option:

- A** Painted
- B** Polished (add \$71.35 list)

- 2) Laminate surface color or wood finish color.
- 3) Edgeband trim color (laminates only).
- 4) Base trim color.

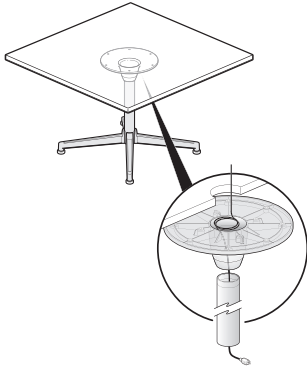
Note: \$70.82 upcharge list for Metallic trim colors.

Jive Table — X-Base

Round

Height	Depth	Width	Number	① ② ③ ④ ⑤	HPL		B		Wood		B	
					A	F	J	F	A	U	K	U
Base — No Power												
16"(406mm)	24"(610mm)	24"(610mm)	TORN-2424-	SNXG1	\$ 726.16	\$ 964.30	\$ 825.60	\$ 1063.74	\$ 1183.33	\$ 1315.54	\$ 1271.80	\$ 1411.63
	30"(762mm)	30"(762mm)	TORN-3030-	SNXG1	805.36	1087.18	910.83	1192.65	1434.73	1663.17	1568.95	1820.41
	36"(914mm)	36"(914mm)	TORN-3636-	SNXG1	900.56	1226.06	1013.40	1338.90	1737.09	2092.75	1926.16	2325.53
	42"(1067mm)	42"(1067mm)	TORN-4242-	SNXG1	1011.76	1380.94	1133.31	1502.49	2090.41	2605.41	2343.43	2928.32
	48"(1219mm)	48"(1219mm)	TORN-4848-	SNXG1	1138.96	1551.82	1270.56	1683.42	2494.69	3199.83	2820.76	3627.22
20"(508mm)	24"(610mm)	24"(610mm)	TORN-2424-	SNXG2	\$ 734.40	\$ 972.54	\$ 833.84	\$ 1071.98	\$ 1191.57	\$ 1323.78	\$ 1280.04	\$ 1419.87
	30"(762mm)	30"(762mm)	TORN-3030-	SNXG2	813.60	1095.42	919.07	1200.89	1442.97	1671.41	1577.19	1828.65
	36"(914mm)	36"(914mm)	TORN-3636-	SNXG2	908.80	1234.30	1021.64	1347.14	1745.33	2100.99	1934.40	2333.77
	42"(1067mm)	42"(1067mm)	TORN-4242-	SNXG2	1020.00	1389.18	1141.55	1510.73	2098.65	2613.65	2351.67	2936.56
	48"(1219mm)	48"(1219mm)	TORN-4848-	SNXG2	1147.20	1560.06	1278.80	1691.66	2502.93	3208.07	2829.00	3635.46
29"(737mm)	24"(610mm)	24"(610mm)	TORN-2424-	SNX 4	\$ 758.99	\$ 997.13	\$ 858.43	\$ 1096.57	\$ 1216.16	\$ 1348.37	\$ 1304.63	\$ 1444.46
	30"(762mm)	30"(762mm)	TORN-3030-	SNX 4	838.19	1120.01	943.66	1225.48	1467.56	1696.00	1601.78	1853.24
	36"(914mm)	36"(914mm)	TORN-3636-	SNX 4	933.39	1258.89	1046.23	1371.73	1769.92	2125.58	1958.99	2358.36
	42"(1067mm)	42"(1067mm)	TORN-4242-	SNX 4	1044.59	1413.77	1166.14	1535.32	2123.24	2638.24	2376.26	2961.15
	48"(1219mm)	48"(1219mm)	TORN-4848-	SNX 4	1171.79	1584.65	1303.39	1716.25	2527.52	3232.66	2853.59	3660.05
36"(914mm)	24"(610mm)	24"(610mm)	TORN-2424-	SNX 6	\$ 783.58	\$ 1021.72	\$ 883.02	\$ 1121.16	\$ 1240.75	\$ 1372.96	\$ 1329.22	\$ 1469.05
	30"(762mm)	30"(762mm)	TORN-3030-	SNX 6	862.78	1144.60	968.25	1250.07	1492.15	1720.59	1626.37	1877.83
	36"(914mm)	36"(914mm)	TORN-3636-	SNX 6	957.98	1283.48	1070.82	1396.32	1794.51	2150.17	1983.58	2382.95
	42"(1067mm)	42"(1067mm)	TORN-4242-	SNX 6	1069.18	1438.36	1190.73	1559.91	2147.83	2662.83	2400.85	2985.74
	48"(1219mm)	48"(1219mm)	TORN-4848-	SNX 6	1196.38	1609.24	1327.98	1740.84	2552.11	3257.25	2878.18	3684.64
42"(1067mm)	24"(610mm)	24"(610mm)	TORN-2424-	SNX 7	\$ 768.00	\$ 1006.14	\$ 867.44	\$ 1105.58	\$ 1225.17	\$ 1357.38	\$ 1313.64	\$ 1453.47
	30"(762mm)	30"(762mm)	TORN-3030-	SNX 7	847.20	1129.02	952.67	1234.49	1476.57	1705.01	1610.79	1862.25
	36"(914mm)	36"(914mm)	TORN-3636-	SNX 7	942.40	1267.90	1055.24	1380.74	1778.93	2134.59	1968.00	2367.37
	42"(1067mm)	42"(1067mm)	TORN-4242-	SNX 7	1053.60	1422.78	1175.15	1544.33	2132.25	2647.25	2385.27	2970.16
	48"(1219mm)	48"(1219mm)	TORN-4848-	SNX 7	1180.80	1593.66	1312.40	1725.26	2536.53	3241.67	2862.60	3669.06
Base — Power Ready												
16"(406mm)	24"(610mm)	24"(610mm)	TORN-2424-	S XK1	\$ 1075.72	\$ 1313.86	\$ 1175.16	\$ 1413.30	\$ 1532.89	\$ 1665.10	\$ 1621.36	\$ 1761.19
	30"(762mm)	30"(762mm)	TORN-3030-	S XK1	1154.92	1436.74	1260.39	1542.21	1784.29	2012.73	1918.51	2169.97
	36"(914mm)	36"(914mm)	TORN-3636-	S XK1	1250.12	1575.62	1362.96	1688.46	2086.65	2442.31	2275.72	2675.09
	42"(1067mm)	42"(1067mm)	TORN-4242-	S XK1	1361.32	1730.50	1482.87	1852.05	2439.97	2954.97	2692.99	3277.88
	48"(1219mm)	48"(1219mm)	TORN-4848-	S XK1	1488.52	1901.38	1620.12	2032.98	2844.25	3549.39	3170.32	3976.78
20"(508mm)	24"(610mm)	24"(610mm)	TORN-2424-	S XK2	\$ 1083.96	\$ 1322.10	\$ 1183.40	\$ 1421.54	\$ 1541.13	\$ 1673.34	\$ 1629.60	\$ 1769.43
	30"(762mm)	30"(762mm)	TORN-3030-	S XK2	1163.16	1444.98	1268.63	1550.45	1792.53	2020.97	1926.75	2178.21
	36"(914mm)	36"(914mm)	TORN-3636-	S XK2	1258.36	1583.86	1371.20	1696.70	2094.89	2450.55	2283.96	2683.33
	42"(1067mm)	42"(1067mm)	TORN-4242-	S XK2	1369.56	1738.74	1491.11	1860.29	2448.21	2963.21	2701.23	3286.12
	48"(1219mm)	48"(1219mm)	TORN-4848-	S XK2	1496.76	1909.62	1628.36	2041.22	2852.49	3557.63	3178.56	3985.02
29"(737mm)	24"(610mm)	24"(610mm)	TORN-2424-	S X 4	\$ 1108.55	\$ 1346.69	\$ 1207.99	\$ 1446.13	\$ 1565.72	\$ 1697.93	\$ 1654.19	\$ 1794.02
	30"(762mm)	30"(762mm)	TORN-3030-	S X 4	1187.75	1469.57	1293.22	1575.04	1817.12	2045.56	1951.34	2202.80
	36"(914mm)	36"(914mm)	TORN-3636-	S X 4	1282.95	1608.45	1395.79	1721.29	2119.48	2475.14	2308.55	2707.92
	42"(1067mm)	42"(1067mm)	TORN-4242-	S X 4	1394.15	1763.33	1515.70	1884.88	2472.80	2987.80	2725.82	3310.71
	48"(1219mm)	48"(1219mm)	TORN-4848-	S X 4	1521.35	1934.21	1652.95	2065.81	2877.08	3582.22	3203.15	4009.61
36"(914mm)	24"(610mm)	24"(610mm)	TORN-2424-	S X 6	\$ 1133.14	\$ 1371.28	\$ 1232.58	\$ 1470.72	\$ 1590.31	\$ 1722.52	\$ 1678.78	\$ 1818.61
	30"(762mm)	30"(762mm)	TORN-3030-	S X 6	1212.34	1494.16	1317.81	1599.63	1841.71	2070.15	1975.93	2227.39
	36"(914mm)	36"(914mm)	TORN-3636-	S X 6	1307.54	1633.04	1420.38	1745.88	2144.07	2499.73	2333.14	2732.51
	42"(1067mm)	42"(1067mm)	TORN-4242-	S X 6	1418.74	1787.92	1540.29	1909.47	2497.39	3012.39	2750.41	3335.30
	48"(1219mm)	48"(1219mm)	TORN-4848-	S X 6	1545.94	1958.80	1677.54	2090.40	2901.67	3606.81	3227.74	4034.20
42"(1067mm)	24"(610mm)	24"(610mm)	TORN-2424-	S X 7	\$ 1117.56	\$ 1355.70	\$ 1217.00	\$ 1455.14	\$ 1574.73	\$ 1706.94	\$ 1663.20	\$ 1803.03
	30"(762mm)	30"(762mm)	TORN-3030-	S X 7	1196.76	1478.58	1302.23	1584.05	1826.13	2054.57	1960.35	2211.81
	36"(914mm)	36"(914mm)	TORN-3636-	S X 7	1291.96	1617.46	1404.80	1730.30	2128.49	2484.15	2317.56	2716.93
	42"(1067mm)	42"(1067mm)	TORN-4242-	S X 7	1403.16	1772.34	1524.71	1893.89	2481.81	2996.81	2734.83	3319.72
	48"(1219mm)	48"(1219mm)	TORN-4848-	S X 7	1530.36	1943.22	1661.96	2074.82	2886.09	3591.23	3212.16	4018.62

Jive Table — X-Base Square



TORQ-SNXF
(Base - Power Ready)



TORQ-SNX
(Base - No Power)
Class JV

Features

- Includes 1.18" (30mm) thick standard top, base, adjustable glides or casters and hardware.
- Standard table heights are 16" (406mm), 20" (508mm), 29" (737mm), 36" (914mm) and 42" (1067mm).
- High-Pressure Laminate (HPL) top with knife edge or 3mm edgeband edges or wood veneer top with 3mm wood edgeband or knife edge.
- Casters:
 - Two locking and two non-locking casters.
 - Standard in black.
- Glides:
 - 0.625" (16mm) adjustment.
 - Standard in black.
- Casters and glides are not interchangeable.
- Ships unassembled.

Specification Tips

- Edge choice allows a flat seam between tables.
- Base Sizes:
 - 24" (610mm) tops include 22" (559mm) X-Base
 - 30" (762mm) tops include 28" (711mm) X-Base
 - 36" (914mm) tops include 31" (787mm) X-Base
 - 42" (1067mm) tops include 37" (940mm) X-Base
 - 48" (1219mm) tops include 37" (940mm) X-Base
- **Specifying a cutout does not automatically include a Power Ready base.**
- Factory installed cutout is available for:
 - Specify the (R) option for a Centered, Flush Mount Power - Round
- Power Ready Base:
 - Allows for cord management through the X-Base.
 - Casters and Glides:
 - Specify the (J) option for Casters on the Power Ready base (available 29" (737mm), 36" (914mm), and 42" (1067mm)H tables)
 - Specify the (K) option for Glides on the Power Ready base (available 29" (737mm), 36" (914mm), and 42" (1067mm)H tables)
- **Power cord length determines the distance to building power source.**
- Separately specified:
 - Ganging Mechanism - Recommended for use with power between tables.
 - Horizontal and Vertical Wire Management
 - Power and Data Components
 - Accessories
- Refer to Specification Guide:
 - Accessory placement and compatibility.
 - Seating capacities and base location.
 - Information on electrical components compatible with factory cut opening.
 - Power Ready base cable capacity.
- Application may require approval of local authority having jurisdiction (AHJ); ensure compliance before placing orders and installation.

To Order, Specify:

1) Product number, including:

1 Surface Option:

- L** Laminate
- W** Wood

2 Edge Option:

- Laminate:
- J** Edgeband
 - F** Knife
- Wood:
- K** Edgeband
 - U** Knife

3 Cutout Option:

- N** No Cutout
(No Power or Power Ready)
- R** 3" (76mm) Cutout (Power Ready base option only, add \$51.51 list)

4 Base and Wire Management Option:

- Base - No Power:
- C** Casters (add \$25.09 list)
 - G** Glides
- Base - Power Ready:
- J** Casters (add \$25.09 list)
 - K** Glides

5 Base Finish Option:

- A** Painted
- B** Polished (add \$71.35 list)

- 2) Laminate surface color or wood finish color.
- 3) Edgeband trim color (laminated only).
- 4) Base trim color.

Note: \$70.82 upcharge list for Metallic trim colors.

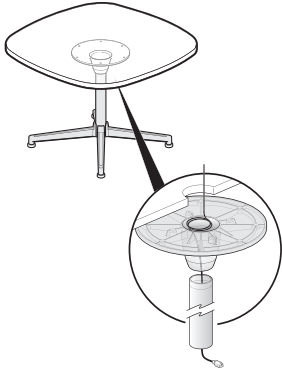
Jive Table — X-Base

Square

Height	Depth	Width	Number	① ② ③ ④ ⑤	HPL		B		Wood		B	
					A	F	J	F	A	U	K	U
Base — No Power												
16"(406mm)	24"(610mm)	24"(610mm)	TORQ-2424-	SNXG1	\$ 726.16	\$ 964.30	\$ 825.60	\$ 1063.74	\$ 1183.33	\$ 1315.54	\$ 1271.80	\$ 1411.63
	30"(762mm)	30"(762mm)	TORQ-3030-	SNXG1	805.36	1087.18	910.83	1192.65	1434.73	1663.17	1568.95	1820.41
	36"(914mm)	36"(914mm)	TORQ-3636-	SNXG1	900.56	1226.06	1013.40	1338.90	1737.09	2092.75	1926.16	2325.53
	42"(1067mm)	42"(1067mm)	TORQ-4242-	SNXG1	1011.76	1380.94	1133.31	1502.49	2090.41	2605.41	2343.43	2928.32
	48"(1219mm)	48"(1219mm)	TORQ-4848-	SNXG1	1138.96	1551.82	1270.56	1683.42	2494.69	3199.83	2820.76	3627.22
20"(508mm)	24"(610mm)	24"(610mm)	TORQ-2424-	SNXG2	\$ 734.40	\$ 972.54	\$ 833.84	\$ 1071.98	\$ 1191.57	\$ 1323.78	\$ 1280.04	\$ 1419.87
	30"(762mm)	30"(762mm)	TORQ-3030-	SNXG2	813.60	1095.42	919.07	1200.89	1442.97	1671.41	1577.19	1828.65
	36"(914mm)	36"(914mm)	TORQ-3636-	SNXG2	908.80	1234.30	1021.64	1347.14	1745.33	2100.99	1934.40	2333.77
	42"(1067mm)	42"(1067mm)	TORQ-4242-	SNXG2	1020.00	1389.18	1141.55	1510.73	2098.65	2613.65	2351.67	2936.56
	48"(1219mm)	48"(1219mm)	TORQ-4848-	SNXG2	1147.20	1560.06	1278.80	1691.66	2502.93	3208.07	2829.00	3635.46
29"(737mm)	24"(610mm)	24"(610mm)	TORQ-2424-	SNX 4	\$ 758.99	\$ 997.13	\$ 858.43	\$ 1096.57	\$ 1216.16	\$ 1348.37	\$ 1304.63	\$ 1444.46
	30"(762mm)	30"(762mm)	TORQ-3030-	SNX 4	838.19	1120.01	943.66	1225.48	1467.56	1696.00	1601.78	1853.24
	36"(914mm)	36"(914mm)	TORQ-3636-	SNX 4	933.39	1258.89	1046.23	1371.73	1769.92	2125.58	1958.99	2358.36
	42"(1067mm)	42"(1067mm)	TORQ-4242-	SNX 4	1044.59	1413.77	1166.14	1535.32	2123.24	2638.24	2376.26	2961.15
	48"(1219mm)	48"(1219mm)	TORQ-4848-	SNX 4	1171.79	1584.65	1303.39	1716.25	2527.52	3232.66	2853.59	3660.05
36"(914mm)	24"(610mm)	24"(610mm)	TORQ-2424-	SNX 6	\$ 751.51	\$ 989.65	\$ 850.95	\$ 1089.09	\$ 1208.68	\$ 1340.89	\$ 1297.15	\$ 1436.98
	30"(762mm)	30"(762mm)	TORQ-3030-	SNX 6	830.71	1112.53	936.18	1218.00	1460.08	1688.52	1594.30	1845.76
	36"(914mm)	36"(914mm)	TORQ-3636-	SNX 6	925.91	1251.41	1038.75	1364.25	1762.44	2118.10	1951.51	2350.88
	42"(1067mm)	42"(1067mm)	TORQ-4242-	SNX 6	1037.11	1406.29	1158.66	1527.84	2115.76	2630.76	2368.78	2953.67
	48"(1219mm)	48"(1219mm)	TORQ-4848-	SNX 6	1164.31	1577.17	1295.91	1708.77	2520.04	3225.18	2846.11	3652.57
42"(1067mm)	24"(610mm)	24"(610mm)	TORQ-2424-	SNX 7	\$ 768.00	\$1006.14	\$ 867.44	\$ 1105.58	\$ 1225.17	\$ 1357.38	\$ 1313.64	\$ 1453.47
	30"(762mm)	30"(762mm)	TORQ-3030-	SNX 7	847.20	1129.02	952.67	1234.49	1476.57	1705.01	1610.79	1862.25
	36"(914mm)	36"(914mm)	TORQ-3636-	SNX 7	942.40	1267.90	1055.24	1380.74	1778.93	2134.59	1968.00	2367.37
	42"(1067mm)	42"(1067mm)	TORQ-4242-	SNX 7	1053.60	1422.78	1175.15	1544.33	2132.25	2647.25	2385.27	2970.16
	48"(1219mm)	48"(1219mm)	TORQ-4848-	SNX 7	1180.80	1593.66	1312.40	1725.26	2536.53	3241.67	2862.60	3669.06
Base — Power Ready												
16"(406mm)	24"(610mm)	24"(610mm)	TORQ-2424-	S XK1	\$1075.72	\$ 1313.86	\$ 1175.16	\$ 1413.30	\$ 1532.89	\$ 1665.10	\$ 1621.36	\$ 1761.19
	30"(762mm)	30"(762mm)	TORQ-3030-	S XK1	1154.92	1436.74	1260.39	1542.21	1784.29	2012.73	1918.51	2169.97
	36"(914mm)	36"(914mm)	TORQ-3636-	S XK1	1250.12	1575.62	1362.96	1688.46	2086.65	2442.31	2275.72	2675.09
	42"(1067mm)	42"(1067mm)	TORQ-4242-	S XK1	1361.32	1730.50	1482.87	1852.05	2439.97	2954.97	2692.99	3277.88
	48"(1219mm)	48"(1219mm)	TORQ-4848-	S XK1	1488.52	1901.38	1620.12	2032.98	2844.25	3549.39	3170.32	3976.78
20"(508mm)	24"(610mm)	24"(610mm)	TORQ-2424-	S XK2	\$1083.96	\$1322.10	\$ 1183.40	\$ 1421.54	\$ 1541.13	\$ 1673.34	\$ 1629.60	\$ 1769.43
	30"(762mm)	30"(762mm)	TORQ-3030-	S XK2	1163.16	1444.98	1268.63	1550.45	1792.53	2020.97	1926.75	2178.21
	36"(914mm)	36"(914mm)	TORQ-3636-	S XK2	1258.36	1583.86	1371.20	1696.70	2094.89	2450.55	2283.96	2683.33
	42"(1067mm)	42"(1067mm)	TORQ-4242-	S XK2	1369.56	1738.74	1491.11	1860.29	2448.21	2963.21	2701.23	3286.12
	48"(1219mm)	48"(1219mm)	TORQ-4848-	S XK2	1496.76	1909.62	1628.36	2041.22	2852.49	3557.63	3178.56	3985.02
29"(737mm)	24"(610mm)	24"(610mm)	TORQ-2424-	S X 4	\$ 1108.55	\$1346.69	\$ 1207.99	\$ 1446.13	\$ 1565.72	\$ 1697.93	\$ 1654.19	\$ 1794.02
	30"(762mm)	30"(762mm)	TORQ-3030-	S X 4	1187.75	1469.57	1293.22	1575.04	1817.12	2045.56	1951.34	2202.80
	36"(914mm)	36"(914mm)	TORQ-3636-	S X 4	1282.95	1608.45	1395.79	1721.29	2119.48	2475.14	2308.55	2707.92
	42"(1067mm)	42"(1067mm)	TORQ-4242-	S X 4	1394.15	1763.33	1515.70	1884.88	2472.80	2987.80	2725.82	3310.71
	48"(1219mm)	48"(1219mm)	TORQ-4848-	S X 4	1521.35	1934.21	1652.95	2065.81	2877.08	3582.22	3203.15	4009.61
36"(914mm)	24"(610mm)	24"(610mm)	TORQ-2424-	S X 6	\$ 1101.07	\$1339.21	\$1200.51	\$ 1438.65	\$ 1558.24	\$ 1690.45	\$ 1646.71	\$ 1786.54
	30"(762mm)	30"(762mm)	TORQ-3030-	S X 6	1180.27	1462.09	1285.74	1567.56	1809.64	2038.08	1943.86	2195.32
	36"(914mm)	36"(914mm)	TORQ-3636-	S X 6	1275.47	1600.97	1388.31	1713.81	2112.00	2467.66	2301.07	2700.44
	42"(1067mm)	42"(1067mm)	TORQ-4242-	S X 6	1386.67	1755.85	1508.22	1877.40	2465.32	2980.32	2718.34	3303.23
	48"(1219mm)	48"(1219mm)	TORQ-4848-	S X 6	1513.87	1926.73	1645.47	2058.33	2869.60	3574.74	3195.67	4002.13
42"(1067mm)	24"(610mm)	24"(610mm)	TORQ-2424-	S X 7	\$ 1117.56	\$1355.70	\$ 1217.00	\$ 1455.14	\$ 1574.73	\$ 1706.94	\$ 1663.20	\$ 1803.03
	30"(762mm)	30"(762mm)	TORQ-3030-	S X 7	1196.76	1478.58	1302.23	1584.05	1826.13	2054.57	1960.35	2211.81
	36"(914mm)	36"(914mm)	TORQ-3636-	S X 7	1291.96	1617.46	1404.80	1730.30	2128.49	2484.15	2317.56	2716.93
	42"(1067mm)	42"(1067mm)	TORQ-4242-	S X 7	1403.16	1772.34	1524.71	1893.89	2481.81	2996.81	2734.83	3319.72
	48"(1219mm)	48"(1219mm)	TORQ-4848-	S X 7	1530.36	1943.22	1661.96	2074.82	2886.09	3591.23	3212.16	4018.62

Jive Table — X-Base

Pebble



TORP-SNXF
(Base — Power Ready)



TORP-SNX
(Base — No Power)
Class JV

Features

- Includes 1.18" (30mm) thick standard top, base, adjustable glides or casters and hardware.
- Standard table heights are 16" (406mm), 20" (508mm), 29" (737mm), 36" (914mm) and 42" (1067mm).
- High-Pressure Laminate (HPL) top with knife edge or 3mm edgeband edges or wood veneer top with 3mm wood edgeband or knife edge.
- Casters:
 - Two locking and two non-locking casters.
 - Standard in black.
- Glides:
 - 0.625" (16mm) adjustment.
 - Standard in black.
- Casters and glides are not interchangeable.
- Ships unassembled.

Specification Tips

- Base Sizes:
 - 24" (610mm) tops include 22" (559mm) X-Base
 - 30" (762mm) tops include 28" (711mm) X-Base
 - 36" (914mm) tops include 31" (787mm) X-Base
 - 42" (1067mm) tops include 37" (940mm) X-Base
 - 48" (1219mm) tops include 37" (940mm) X-Base
- **Specifying a cutout does not automatically include a Power Ready base.**
- Factory installed cutout is available for:
 - Specify the (R) option for a Centered, Flush Mount Power - Round
- Power Ready Base:
 - Allows for cord management through the X-Base.
 - Casters and Glides:
 - Specify the (J) option for Casters on the Power Ready base (available 29" (737mm), 36" (914mm), and 42" (1067mm)H tables)
 - Specify the (K) option for Glides on the Power Ready base (available 29" (737mm), 36" (914mm), and 42" (1067mm)H tables)
- **Power cord length determines the distance to building power source.**
- Separately specified:
 - Horizontal and Vertical Wire Management
 - Power and Data Components
 - Accessories
- Refer to Specification Guide:
 - Accessory placement and compatibility.
 - Seating capacities and base location.
 - Information on electrical components compatible with factory cut opening.
 - Power Ready base cable capacity.
- Application may require approval of local authority having jurisdiction (AHJ); ensure compliance before placing orders and installation.

To Order, Specify:

1) Product number, including:

1 Surface Option:

- L** Laminate
- W** Wood

2 Edge Option:

- Laminate:
- J** Edgeband
 - F** Knife
- Wood:
- K** Edgeband
 - U** Knife

3 Cutout Option:

- N** No Cutout
(No Power or Power Ready)
- R** 3" (76mm) Cutout (Power Ready base option only, add \$51.51 list)

4 Base and Wire Management Option:

- Base — No Power:
- C** Casters (add \$25.09 list)
 - G** Glides
- Base — Power Ready:
- J** Casters (add \$25.09 list)
 - K** Glides

5 Base Finish Option:

- A** Painted
- B** Polished (add \$71.35 list)

- 2) Laminate surface color or wood finish color.
- 3) Edgeband trim color (laminated only).
- 4) Base trim color.

Note: \$70.82 upcharge list for Metallic trim colors.

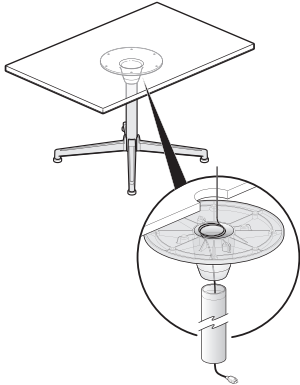
Jive Table — X-Base

Pebble

Height	Depth	Width	Number	① ② ③ ④ ⑤	HPL				Wood			
					A	F	B	F	A	U	B	U
Base — No Power					J	F	J	F	K	U	K	U
16"(406mm)	24"(610mm)	24"(610mm)	TORP-2424-	SNXG1	\$ 726.16	\$ 964.30	\$ 825.60	\$ 1063.74	\$ 1183.33	\$ 1315.54	\$ 1271.80	\$ 1411.63
	30"(762mm)	30"(762mm)	TORP-3030-	SNXG1	805.36	1087.18	910.83	1192.65	1434.73	1663.17	1568.95	1820.41
	36"(914mm)	36"(914mm)	TORP-3636-	SNXG1	900.56	1226.06	1013.40	1338.90	1737.09	2092.75	1926.16	2325.53
	42"(1067mm)	42"(1067mm)	TORP-4242-	SNXG1	1011.76	1380.94	1133.31	1502.49	2090.41	2605.41	2343.43	2928.32
	48"(1219mm)	48"(1219mm)	TORP-4848-	SNXG1	1138.96	1551.82	1270.56	1683.42	2494.69	3199.83	2820.76	3627.22
20"(508mm)	24"(610mm)	24"(610mm)	TORP-2424-	SNXG2	\$ 734.40	\$ 972.54	\$ 833.84	\$ 1071.98	\$ 1191.57	\$ 1323.78	\$ 1280.04	\$ 1419.87
	30"(762mm)	30"(762mm)	TORP-3030-	SNXG2	813.60	1095.42	919.07	1200.89	1442.97	1671.41	1577.19	1828.65
	36"(914mm)	36"(914mm)	TORP-3636-	SNXG2	908.80	1234.30	1021.64	1347.14	1745.33	2100.99	1934.40	2333.77
	42"(1067mm)	42"(1067mm)	TORP-4242-	SNXG2	1020.00	1389.18	1141.55	1510.73	2098.65	2613.65	2351.67	2936.56
	48"(1219mm)	48"(1219mm)	TORP-4848-	SNXG2	1147.20	1560.06	1278.80	1691.66	2502.93	3208.07	2829.00	3635.46
29"(737mm)	24"(610mm)	24"(610mm)	TORP-2424-	SNX 4	\$ 758.99	\$ 997.13	\$ 858.43	\$ 1096.57	\$ 1216.16	\$ 1348.37	\$ 1304.63	\$ 1444.46
	30"(762mm)	30"(762mm)	TORP-3030-	SNX 4	838.19	1120.01	943.66	1225.48	1467.56	1696.00	1601.78	1853.24
	36"(914mm)	36"(914mm)	TORP-3636-	SNX 4	933.39	1258.89	1046.23	1371.73	1769.92	2125.58	1958.99	2358.36
	42"(1067mm)	42"(1067mm)	TORP-4242-	SNX 4	1044.59	1413.77	1166.14	1535.32	2123.24	2638.24	2376.26	2961.15
	48"(1219mm)	48"(1219mm)	TORP-4848-	SNX 4	1171.79	1584.65	1303.39	1716.25	2527.52	3232.66	2853.59	3660.05
36"(914mm)	24"(610mm)	24"(610mm)	TORP-2424-	SNX 6	\$ 751.51	\$ 989.65	\$ 850.95	\$ 1089.09	\$ 1208.68	\$ 1340.89	\$ 1297.15	\$ 1436.98
	30"(762mm)	30"(762mm)	TORP-3030-	SNX 6	830.71	1112.53	936.18	1218.00	1460.08	1688.52	1594.30	1845.76
	36"(914mm)	36"(914mm)	TORP-3636-	SNX 6	925.91	1251.41	1038.75	1364.25	1762.44	2118.10	1951.51	2350.88
	42"(1067mm)	42"(1067mm)	TORP-4242-	SNX 6	1037.11	1406.29	1158.66	1527.84	2115.76	2630.76	2368.78	2953.67
	48"(1219mm)	48"(1219mm)	TORP-4848-	SNX 6	1164.31	1577.17	1295.91	1708.77	2520.04	3225.18	2846.11	3652.57
42"(1067mm)	24"(610mm)	24"(610mm)	TORP-2424-	SNX 7	\$ 768.00	\$ 1006.14	\$ 867.44	\$ 1105.58	\$ 1225.17	\$ 1357.38	\$ 1313.64	\$ 1453.47
	30"(762mm)	30"(762mm)	TORP-3030-	SNX 7	847.20	1129.02	952.67	1234.49	1476.57	1705.01	1610.79	1862.25
	36"(914mm)	36"(914mm)	TORP-3636-	SNX 7	942.40	1267.90	1055.24	1380.74	1778.93	2134.59	1968.00	2367.37
	42"(1067mm)	42"(1067mm)	TORP-4242-	SNX 7	1053.60	1422.78	1175.15	1544.33	2132.25	2647.25	2385.27	2970.16
	48"(1219mm)	48"(1219mm)	TORP-4848-	SNX 7	1180.80	1593.66	1312.40	1725.26	2536.53	3241.67	2862.60	3669.06
Base — Power Ready												
16"(406mm)	24"(610mm)	24"(610mm)	TORP-2424-	S XK1	\$ 1075.72	\$ 1313.86	\$ 1175.16	\$ 1413.30	\$ 1532.89	\$ 1665.10	\$ 1621.36	\$ 1761.19
	30"(762mm)	30"(762mm)	TORP-3030-	S XK1	1154.92	1436.74	1260.39	1542.21	1784.29	2012.73	1918.51	2169.97
	36"(914mm)	36"(914mm)	TORP-3636-	S XK1	1250.12	1575.62	1362.96	1688.46	2086.65	2442.31	2275.72	2675.09
	42"(1067mm)	42"(1067mm)	TORP-4242-	S XK1	1361.32	1730.50	1482.87	1852.05	2439.97	2954.97	2692.99	3277.88
	48"(1219mm)	48"(1219mm)	TORP-4848-	S XK1	1488.52	1901.38	1620.12	2032.98	2844.25	3549.39	3170.32	3976.78
20"(508mm)	24"(610mm)	24"(610mm)	TORP-2424-	S XK2	\$ 1083.96	\$ 1322.10	\$ 1183.40	\$ 1421.54	\$ 1541.13	\$ 1673.34	\$ 1629.60	\$ 1769.43
	30"(762mm)	30"(762mm)	TORP-3030-	S XK2	1163.16	1444.98	1268.63	1550.45	1792.53	2020.97	1926.75	2178.21
	36"(914mm)	36"(914mm)	TORP-3636-	S XK2	1258.36	1583.86	1371.20	1696.70	2094.89	2450.55	2283.96	2683.33
	42"(1067mm)	42"(1067mm)	TORP-4242-	S XK2	1369.56	1738.74	1491.11	1860.29	2448.21	2963.21	2701.23	3286.12
	48"(1219mm)	48"(1219mm)	TORP-4848-	S XK2	1496.76	1909.62	1628.36	2041.22	2852.49	3557.63	3178.56	3985.02
29"(737mm)	24"(610mm)	24"(610mm)	TORP-2424-	S X 4	\$ 1108.55	\$ 1346.69	\$ 1207.99	\$ 1446.13	\$ 1565.72	\$ 1697.93	\$ 1654.19	\$ 1794.02
	30"(762mm)	30"(762mm)	TORP-3030-	S X 4	1187.75	1469.57	1293.22	1575.04	1817.12	2045.56	1951.34	2202.80
	36"(914mm)	36"(914mm)	TORP-3636-	S X 4	1282.95	1608.45	1395.79	1721.29	2119.48	2475.14	2308.55	2707.92
	42"(1067mm)	42"(1067mm)	TORP-4242-	S X 4	1394.15	1763.33	1515.70	1884.88	2472.80	2987.80	2725.82	3310.71
	48"(1219mm)	48"(1219mm)	TORP-4848-	S X 4	1521.35	1934.21	1652.95	2065.81	2877.08	3582.22	3203.15	4009.61
36"(914mm)	24"(610mm)	24"(610mm)	TORP-2424-	S X 6	\$ 1101.07	\$ 1339.21	\$ 1200.51	\$ 1438.65	\$ 1558.24	\$ 1690.45	\$ 1646.71	\$ 1786.54
	30"(762mm)	30"(762mm)	TORP-3030-	S X 6	1180.27	1462.09	1285.74	1567.56	1809.64	2038.08	1943.86	2195.32
	36"(914mm)	36"(914mm)	TORP-3636-	S X 6	1275.47	1600.97	1388.31	1713.81	2112.00	2467.66	2301.07	2700.44
	42"(1067mm)	42"(1067mm)	TORP-4242-	S X 6	1386.67	1755.85	1508.22	1877.40	2465.32	2980.32	2718.34	3303.23
	48"(1219mm)	48"(1219mm)	TORP-4848-	S X 6	1513.87	1926.73	1645.47	2058.33	2869.60	3574.74	3195.67	4002.13
42"(1067mm)	24"(610mm)	24"(610mm)	TORP-2424-	S X 7	\$ 1117.56	\$ 1355.70	\$ 1217.00	\$ 1455.14	\$ 1574.73	\$ 1706.94	\$ 1663.20	\$ 1803.03
	30"(762mm)	30"(762mm)	TORP-3030-	S X 7	1196.76	1478.58	1302.23	1584.05	1826.13	2054.57	1960.35	2211.81
	36"(914mm)	36"(914mm)	TORP-3636-	S X 7	1291.96	1617.46	1404.80	1730.30	2128.49	2484.15	2317.56	2716.93
	42"(1067mm)	42"(1067mm)	TORP-4242-	S X 7	1403.16	1772.34	1524.71	1893.89	2481.81	2996.81	2734.83	3319.72
	48"(1219mm)	48"(1219mm)	TORP-4848-	S X 7	1530.36	1943.22	1661.96	2074.82	2886.09	3591.23	3212.16	4018.62

Jive Table — X-Base

Rectangle



TCRA-SNXF
(Base — Power Ready)



TCRA-SNX
(Base — No Power)
Class JV

Features

- Includes 1.18" (30mm) thick standard top, base, adjustable glides or casters and hardware.
- Standard table heights are 16" (406mm), 20" (508mm), 29" (737mm), 36" (914mm) and 42" (1067mm).
- High-Pressure Laminate (HPL) top with knife edge or 3mm edgeband edges or wood veneer top with 3mm wood edgeband or knife edge.
- Casters:
 - Two locking and two non-locking casters.
 - Standard in black.
- Glides:
 - 0.625" (16mm) adjustment.
 - Standard in black.
- Casters and glides are not interchangeable.
- Ships unassembled.

Specification Tips

- Base Sizes:
 - 24" (610mm) tops include 22" (559mm) X-Base
 - 30" (762mm) tops include 28" (711mm) X-Base
 - 36" (914mm) tops include 31" (787mm) X-Base
 - 42" (1067mm) tops include 37" (940mm) X-Base
 - 48" (1219mm) tops include 37" (940mm) X-Base
- **Specifying a cutout does not automatically include a Power Ready base.**
- Factory installed cutout is available for:
 - Specify the (R) option for a Centered, Flush Mount Power - Round
- Power Ready Base:
 - Allows for cord management through the X-Base.
 - Casters and Glides:
 - Specify the (J) option for Casters on the Power Ready base (available 29" (737mm), 36" (914mm), and 42" (1067mm)H tables)
 - Specify the (K) option for Glides on the Power Ready base (available 29" (737mm), 36" (914mm), and 42" (1067mm)H tables)
- **Power cord length determines the distance to building power source.**
- Separately specified:
 - Horizontal and Vertical Wire Management
 - Power and Data Components
 - Accessories
- Refer to Specification Guide:
 - Accessory placement and compatibility.
 - Seating capacities and base location.
 - Information on electrical components compatible with factory cut opening.
 - Power Ready base cable capacity.
- Application may require approval of local authority having jurisdiction (AHJ); ensure compliance before placing orders and installation.

To Order, Specify:

1) Product number, including:

1 Surface Option:

- L** Laminate
- W** Wood

2 Edge Option:

- Laminate:
- J** Edgeband
 - F** Knife

- Wood:
- K** Edgeband
 - U** Knife

3 Cutout Option:

- N** No Cutout
(No Power or Power Ready)
- R** 3" (76mm) Cutout (Power Ready base option only, add \$51.51 list)

4 Base and Wire Management Option:

- Base — No Power:
- C** Casters (add \$25.09 list)
 - G** Glides
- Base — Power Ready:
- J** Casters (add \$25.09 list)
 - K** Glides

5 Base Finish Option:

- A** Painted
- B** Polished (add \$71.35 list)

- 2) Laminate surface color or wood finish color.
- 3) Edgeband trim color (laminated only).
- 4) Base trim color.

Note: \$70.82 upcharge list for Metallic trim colors.

Jive Table — X-Base

Rectangle

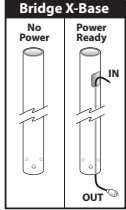
Height	Depth	Width	Number	① ② ③ ④ ⑤	HPL				Wood			
					A	F	B	F	A	U	B	U
					J	F	J	F	K	U	K	U
Base — No Power												
16"(406mm)	24"(610mm)	30"(762mm)	TCRA-2430-	■ ■ SNXG1	\$ 743.99	\$ 968.59	\$ 850.80	\$1075.40	\$ 1388.83	\$ 1661.25	\$ 1525.86	\$ 1830.16
		36"(914mm)	TCRA-2436-	■ ■ SNXG1	780.24	1030.61	889.73	1140.10	1503.77	1809.61	1661.84	2004.65
	30"(762mm)	36"(914mm)	TCRA-3036-	■ ■ SNXG1	831.32	1100.38	944.83	1213.89	1666.10	1996.18	1853.52	2224.28
		42"(1067mm)	TCRA-3042-	■ ■ SNXG1	875.95	1173.15	992.81	1290.01	1807.72	2174.28	2020.98	2433.78
20"(508mm)	24"(610mm)	30"(762mm)	TCRA-2430-	■ ■ SNXG2	\$ 752.23	\$ 976.83	\$ 859.04	\$1083.64	\$ 1397.07	\$ 1669.49	\$ 1534.10	\$ 1838.40
		36"(914mm)	TCRA-2436-	■ ■ SNXG2	788.48	1038.85	897.97	1148.34	1512.01	1817.85	1670.08	2012.89
	30"(762mm)	36"(914mm)	TCRA-3036-	■ ■ SNXG2	839.56	1108.62	953.07	1222.13	1674.34	2004.42	1861.76	2232.52
		42"(1067mm)	TCRA-3042-	■ ■ SNXG2	884.19	1181.39	1001.05	1298.25	1815.96	2182.52	2029.22	2442.02
29"(737mm)	24"(610mm)	30"(762mm)	TCRA-2430-	■ ■ SNX 4	\$ 776.82	\$ 1001.42	\$ 883.63	\$ 1108.23	\$ 1421.66	\$ 1694.08	\$ 1558.69	\$ 1862.99
		36"(914mm)	TCRA-2436-	■ ■ SNX 4	813.07	1063.44	922.56	1172.93	1536.60	1842.44	1694.67	2037.48
	30"(762mm)	36"(914mm)	TCRA-3036-	■ ■ SNX 4	864.15	1133.21	977.66	1246.72	1698.93	2029.01	1886.35	2257.11
		42"(1067mm)	TCRA-3042-	■ ■ SNX 4	908.78	1205.98	1025.64	1322.84	1840.55	2207.11	2053.81	2466.61
36"(914mm)	24"(610mm)	30"(762mm)	TCRA-2430-	■ ■ SNX 6	\$ 769.34	\$ 993.94	\$ 876.15	\$ 1100.75	\$ 1414.18	\$ 1686.60	\$ 1551.21	\$ 1855.51
		36"(914mm)	TCRA-2436-	■ ■ SNX 6	805.59	1055.96	915.08	1165.45	1529.12	1834.96	1687.19	2030.00
	30"(762mm)	36"(914mm)	TCRA-3036-	■ ■ SNX 6	856.67	1125.73	970.18	1239.24	1691.45	2021.53	1878.87	2249.63
		42"(1067mm)	TCRA-3042-	■ ■ SNX 6	901.30	1198.50	1018.16	1315.36	1833.07	2199.63	2046.33	2459.13
42"(1067mm)	24"(610mm)	30"(762mm)	TCRA-2430-	■ ■ SNX 7	\$ 785.83	\$ 1010.43	\$ 892.64	\$ 1117.24	\$ 1430.67	\$ 1703.09	\$ 1567.70	\$ 1872.00
		36"(914mm)	TCRA-2436-	■ ■ SNX 7	822.08	1072.45	931.57	1181.94	1545.61	1851.45	1703.68	2046.49
	30"(762mm)	36"(914mm)	TCRA-3036-	■ ■ SNX 7	873.16	1142.22	986.67	1255.73	1707.94	2038.02	1895.36	2266.12
		42"(1067mm)	TCRA-3042-	■ ■ SNX 7	917.79	1214.99	1034.65	1331.85	1849.56	2216.12	2062.82	2475.62
Base — Power Ready												
16"(406mm)	24"(610mm)	30"(762mm)	TCRA-2430-	■ ■ S XK1	\$1093.55	\$ 1318.15	\$1200.36	\$1424.96	\$ 1738.39	\$ 2010.81	\$ 1875.42	\$ 2179.72
		36"(914mm)	TCRA-2436-	■ ■ S XK1	1129.80	1380.17	1239.29	1489.66	1853.33	2159.17	2011.40	2354.21
	30"(762mm)	36"(914mm)	TCRA-3036-	■ ■ S XK1	1180.88	1449.94	1294.39	1563.45	2015.66	2345.74	2203.08	2573.84
		42"(1067mm)	TCRA-3042-	■ ■ S XK1	1225.51	1522.71	1342.37	1639.57	2157.28	2523.84	2370.54	2783.34
20"(508mm)	24"(610mm)	30"(762mm)	TCRA-2430-	■ ■ S XK2	\$ 1101.79	\$ 1326.39	\$ 1208.60	\$1433.20	\$ 1746.63	\$ 2019.05	\$ 1883.66	\$ 2187.96
		36"(914mm)	TCRA-2436-	■ ■ S XK2	1138.04	1388.41	1247.53	1497.90	1861.57	2167.41	2019.64	2362.45
	30"(762mm)	36"(914mm)	TCRA-3036-	■ ■ S XK2	1189.12	1458.18	1302.63	1571.69	2023.90	2353.98	2211.32	2582.08
		42"(1067mm)	TCRA-3042-	■ ■ S XK2	1233.75	1530.95	1350.61	1647.81	2165.52	2532.08	2378.78	2791.58
29"(737mm)	24"(610mm)	30"(762mm)	TCRA-2430-	■ ■ S X 4	\$ 1126.38	\$1350.98	\$ 1233.19	\$ 1457.79	\$ 1771.22	\$2043.64	\$ 1908.25	\$ 2212.55
		36"(914mm)	TCRA-2436-	■ ■ S X 4	1162.63	1413.00	1272.12	1522.49	1886.16	2192.00	2044.23	2387.04
	30"(762mm)	36"(914mm)	TCRA-3036-	■ ■ S X 4	1213.71	1482.77	1327.22	1596.28	2048.49	2378.57	2235.91	2606.67
		42"(1067mm)	TCRA-3042-	■ ■ S X 4	1258.34	1555.54	1375.20	1672.40	2190.11	2556.67	2403.37	2816.17
36"(914mm)	24"(610mm)	30"(762mm)	TCRA-2430-	■ ■ S X 6	\$ 1118.90	\$1343.50	\$ 1225.71	\$1450.31	\$ 1763.74	\$2036.16	\$ 1900.77	\$ 2205.07
		36"(914mm)	TCRA-2436-	■ ■ S X 6	1155.15	1405.52	1264.64	1515.01	1878.68	2184.52	2036.75	2379.56
	30"(762mm)	36"(914mm)	TCRA-3036-	■ ■ S X 6	1206.23	1475.29	1319.74	1588.80	2041.01	2371.09	2228.43	2599.19
		42"(1067mm)	TCRA-3042-	■ ■ S X 6	1250.86	1548.06	1367.72	1664.92	2182.63	2549.19	2395.89	2808.69
42"(1067mm)	24"(610mm)	30"(762mm)	TCRA-2430-	■ ■ S X 7	\$ 1135.39	\$1359.99	\$ 1242.20	\$1466.80	\$ 1780.23	\$2052.65	\$ 1917.26	\$ 2221.56
		36"(914mm)	TCRA-2436-	■ ■ S X 7	1171.64	1422.01	1281.13	1531.50	1895.17	2201.01	2053.24	2396.05
	30"(762mm)	36"(914mm)	TCRA-3036-	■ ■ S X 7	1222.72	1491.78	1336.23	1605.29	2057.50	2387.58	2244.92	2615.68
		42"(1067mm)	TCRA-3042-	■ ■ S X 7	1267.35	1564.55	1384.21	1681.41	2199.12	2565.68	2412.38	2825.18

Jive Table — Bridge Base

Round



TORN-SNG
Class JV



Features

- Includes 1.18" (30mm) thick standard top, base, adjustable glides and hardware.
- Standard table heights are 20" (508mm) and 29" (737mm).
- High-Pressure Laminate (HPL) top with knife edge or 3mm edgeband edges or wood veneer top with 3mm wood edgeband or knife edge.
- Glides:
 - 0.625" (16mm) adjustment.
 - Standard is black.
- Ships unassembled.

Specification Tips

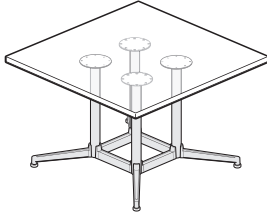
- **Specifying a cutout does not automatically include a Power Ready base.**
- Factory installed cutout is available for:
 - Specify the (F) option for a Center, Single-Sided/4 outlet Flip Top Unit
 - Specify the (J) option for a Center, Single-Sided/6 outlet Flip Top Unit
 - Specify the (M) option for a Center, Double-Sided/8 outlet Flip Top Unit
- Power Ready Base:
 - Allows for cord management through one of the Bridge Base columns.
 - Powered leg location determined during installation.**
 - Available with Glides only.
 - Flip Top Unit circuit breaker plug will not fit in the Power Ready Base opening.**
- **Power cord length determines the distance to building power source.**
- Separately specified:
 - Horizontal and Vertical Wire Management
 - Power and Data Components
 - Accessories
- Refer to Specification Guide:
 - Accessory placement and compatibility.
 - Seating capacities and leg locations.
 - Information on electrical components compatible with factory cut opening.
 - Power Ready base cable capacity.
- Application may require approval of local authority having jurisdiction (AHJ); ensure compliance before placing orders and installation.

To Order, Specify:

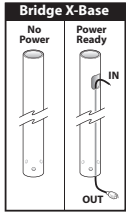
- 1) Product number, including:
 - 1 **Surface Option:**
 - L** Laminate
 - W** Wood
 - 2 **Edge Option:**
 - Laminate:
 - J** Edgeband
 - F** Knife
 - Wood:
 - K** Edgeband
 - U** Knife
 - 3 **Cutout:**
 - N** No Cutout
 - F** Center, Single-Sided/4 outlets (add **\$51.51** list)
 - J** Center, Single-Sided/6 outlets (add **\$51.51** list)
 - M** Center, Double-Sided/8 outlets (add **\$51.51** list)
 - 4 **Base Finish Option:**
 - A** Painted
 - B** Polished (add **\$71.35** list)
 - 2) Laminate surface color or wood finish color.
 - 3) Edgeband trim color (laminated only).
 - 4) Base trim color.
- Note: \$70.82** upcharge list for Metallic trim colors.

No. of Columns	Height	Depth	Width	Number	HPL				Wood							
					1	2	3	4	A	F	J	F	A	U	B	U
Base — No Power — No Cutout																
4	20"(508mm)	48"(1219mm)	48"(1219mm)	TORN-4848-	S	GG2			\$ 1795.32	\$2208.18	\$ 1926.92	\$2339.78	\$ 3151.05	\$3856.19	\$ 3477.12	\$ 4283.58
4		54"(1372mm)	54"(1372mm)	TORN-5454-	S	GG2			1938.52	2395.06	2081.51	2538.05	3606.29	4532.97	4014.51	5079.30
4		60"(1524mm)	60"(1524mm)	TORN-6060-	S	GG2			2097.72	2597.94	2253.44	2753.66	4112.49	5293.14	4611.96	5973.06
4	29"(737mm)	48"(1219mm)	48"(1219mm)	TORN-4848-	S	GG4			\$ 1836.51	\$2249.37	\$ 1968.11	\$ 2380.97	\$ 3192.24	\$3897.38	\$ 3518.31	\$ 4324.77
4		54"(1372mm)	54"(1372mm)	TORN-5454-	S	GG4			1979.71	2436.25	2122.70	2579.24	N/A	N/A	N/A	N/A
4		60"(1524mm)	60"(1524mm)	TORN-6060-	S	GG4			2138.91	2639.13	2294.63	2794.85	N/A	N/A	N/A	N/A
Base — Power Ready — No Cutout																
4	20"(508mm)	48"(1219mm)	48"(1219mm)	TORN-4848-	S	GK2			\$ 1825.80	\$2238.66	\$ 1957.40	\$2370.26	\$ 3181.53	\$3886.67	\$ 3507.60	\$ 4314.06
4		54"(1372mm)	54"(1372mm)	TORN-5454-	S	GK2			1969.00	2425.54	2111.99	2568.53	3636.77	4563.45	4044.99	5109.78
4		60"(1524mm)	60"(1524mm)	TORN-6060-	S	GK2			2128.20	2628.42	2283.92	2784.14	4142.97	5323.62	4642.44	6003.54
4	29"(737mm)	48"(1219mm)	48"(1219mm)	TORN-4848-	S	GK4			\$ 1866.99	\$2279.85	\$ 1998.59	\$ 2411.45	\$3222.72	\$3927.86	\$3548.79	\$ 4355.25
4		54"(1372mm)	54"(1372mm)	TORN-5454-	S	GK4			2010.19	2466.73	2153.18	2609.72	N/A	N/A	N/A	N/A
4		60"(1524mm)	60"(1524mm)	TORN-6060-	S	GK4			2169.39	2669.61	2325.11	2825.33	N/A	N/A	N/A	N/A

Jive Table — Bridge Base Square



TCRQ-SNG
Class JV



Features

- Includes 1.18" (30mm) thick standard top, base, adjustable glides and hardware.
- Standard table heights are 20" (508mm) and 29" (737mm).
- High-Pressure Laminate (HPL) top with knife edge or 3mm edgeband edges or wood veneer top with 3mm wood edgeband or knife edge.
- Glides:
 - 0.625" (16mm) adjustment.
 - Standard in black.
- Ships unassembled.

Specification Tips

- Edge choice allows a flat seam between tables.
- **Specifying a cutout does not automatically include a Power Ready base.**
- Factory installed cutout is available for:
 - Specify the (F) option for a Center, Single-Sided/4 outlet Flip Top Unit
 - Specify the (J) option for a Center, Single-Sided/6 outlet Flip Top Unit
 - Specify the (M) option for a Center, Double-Sided/8 outlet Flip Top Unit
- Power Ready Base:
 - Allows for cord management through one of the Bridge Base columns.
 - Powered leg location determined during installation.**
 - Available with Glides only.
 - Flip Top Unit circuit breaker plug will not fit in the Power Ready Base opening.**
- **Power cord length determines the distance to building power source.**
- Separately specified:
 - Ganging Mechanism - Recommended for use with power between tables.
 - Horizontal and Vertical Wire Management
 - Power and Data Components
 - Accessories
- Refer to Specification Guide:
 - Accessory placement and compatibility.
 - Seating capacities and leg locations.
 - Information on electrical components compatible with factory cut opening.
 - Power Ready base cable capacity.
- Application may require approval of local authority having jurisdiction (AHJ); ensure compliance before placing orders and installation.

To Order, Specify:

1) Product number, including:

1 Surface Option:

- L** Laminate
- W** Wood

2 Edge Option:

- Laminate:
- J** Edgeband
 - F** Knife

- Wood:
- K** Edgeband
 - U** Knife

3 Cutout:

- N** No Cutout
- F** Center, Single-Sided/4 outlets (add **\$51.51** list)
- J** Center, Single-Sided/6 outlets (add **\$51.51** list)
- M** Center, Double-Sided/8 outlets (add **\$51.51** list)

4 Base Finish Option:

- A** Painted
- B** Polished (add **\$71.35** list)

2) Laminate surface color or wood finish color.

3) Edgeband trim color (laminated only).

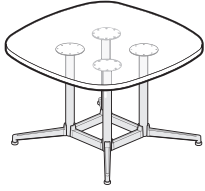
4) Base trim color.

Note: \$70.82 upcharge list for Metallic trim colors.

No. of Columns	Height	Depth	Width	Number	HPL				Wood					
					1	2	3	4	A	F	J	F	A	U
Base — No Power — No Cutout														
4	20"(508mm)	48"(1219mm)	48"(1219mm)	TCRQ-4848-	S	GG2	\$ 1795.32	\$2208.18	\$ 1926.92	\$2339.78	\$ 3151.05	\$3856.19	\$ 3477.12	\$4283.58
4	54"(1372mm)	54"(1372mm)	54"(1372mm)	TCRQ-5454-	S	GG2	1938.52	2395.06	2081.51	2538.05	N/A	N/A	N/A	N/A
4	60"(1524mm)	60"(1524mm)	60"(1524mm)	TCRQ-6060-	S	GG2	2097.72	2597.94	2253.44	2753.66	N/A	N/A	N/A	N/A
4	29"(737mm)	48"(1219mm)	48"(1219mm)	TCRQ-4848-	S	GG4	\$ 1836.51	\$2249.37	\$1968.11	\$2380.97	\$ 3192.24	\$3897.38	\$ 3518.31	\$4324.77
4	54"(1372mm)	54"(1372mm)	54"(1372mm)	TCRQ-5454-	S	GG4	1979.71	2436.25	2122.70	2579.24	N/A	N/A	N/A	N/A
4	60"(1524mm)	60"(1524mm)	60"(1524mm)	TCRQ-6060-	S	GG4	2138.91	2639.13	2294.63	2794.85	N/A	N/A	N/A	N/A
Base — Power Ready — No Cutout														
4	20"(508mm)	48"(1219mm)	48"(1219mm)	TCRQ-4848-	S	GK2	\$ 1825.80	\$2238.66	\$ 1957.40	\$2370.26	\$ 3181.53	\$3886.67	\$ 3507.60	\$4314.06
4	54"(1372mm)	54"(1372mm)	54"(1372mm)	TCRQ-5454-	S	GK2	1969.00	2425.54	2111.99	2568.53	N/A	N/A	N/A	N/A
4	60"(1524mm)	60"(1524mm)	60"(1524mm)	TCRQ-6060-	S	GK2	2128.20	2628.42	2283.92	2784.14	N/A	N/A	N/A	N/A
4	29"(737mm)	48"(1219mm)	48"(1219mm)	TCRQ-4848-	S	GK4	\$ 1866.99	\$2279.85	\$1998.59	\$2411.45	\$3222.72	\$3927.86	\$3548.79	\$4355.25
4	54"(1372mm)	54"(1372mm)	54"(1372mm)	TCRQ-5454-	S	GK4	2010.19	2466.73	2153.18	2609.72	N/A	N/A	N/A	N/A
4	60"(1524mm)	60"(1524mm)	60"(1524mm)	TCRQ-6060-	S	GK4	2169.39	2669.61	2325.11	2825.33	N/A	N/A	N/A	N/A

Jive Table — Bridge Base

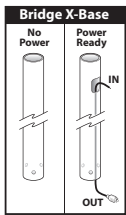
Pebble



TORP-5454-SNG
(Symmetrical)



TORP-3048-SNG
(Asymmetrical)
Class JV



Features

- Includes 1.18" (30mm) thick standard top, base, adjustable glides or casters and hardware.
- Standard table heights are 16" (406mm), 20" (508mm), 29" (737mm), 36" (914mm) and 42" (1067mm).
- High-Pressure Laminate (HPL) top with knife edge or 3mm edgeband edges or wood veneer top with 3mm wood edgeband or knife edge.
- Casters:
 - Two locking and two non-locking casters with 0.625" (16mm) adjustment.
 - Standard in black.
- Glides:
 - 0.625" (16mm) adjustment.
 - Standard in black.
- Casters and glides are not interchangeable.
- Ships unassembled.

Specification Tips

- Asymmetrical tables:
 - 144" (3658mm) and 180" (4572mm) width top has two pieces;
 - 216" (5486mm) top has three pieces.
- **Specifying a cutout does not automatically include a Power Ready base.**
- Factory installed cutout is available for tables 72" (1829mm)W or less:
 - Specify the (F) option for a Center, Single-Sided/4 outlet Flip Top Unit
 - Specify the (J) option for a Center, Single-Sided/6 outlet Flip Top Unit
 - Specify the (M) option for a Center, Double-Sided/8 outlet Flip Top Unit
 - Specify the (Q) option for a Center, Double-Sided/12 outlet Flip Top Unit
- Factory installed cutout is available for :
 - Tables greater than 72" (1829mm)W **except 84" (2134mm), 96" (2438mm) and 108" (2743mm)W:**
 - Specify the (V) option for Left/Right, Single-Sided/4 outlet Flip Top Unit
 - Specify the (K) option for Left/Right, Single-Sided/6 outlet Flip Top Unit
 - Exception:
 - 54" (1372mm) depth x 96" (2438mm) and 108" (2743mm)W will accept V and K option cutouts.
- Power Ready Base:
 - Allows for cord management through one of the Bridge Base Base columns.
 - Asymmetrical tables with 30" (762mm), 36" (914mm), 42" (1067mm) and 48" (1219mm) depths will have 2 or 3 columns. Powered leg location with:
 - Two columns is determined during installation.
 - Three columns is always centered.
 - Asymmetrical tables with 54" (1372mm) depths and Symmetrical tables will have 4 or more columns. Powered leg location with 6 and 8 columns determined at installation of interior legs.
 - Casters and Glides:
 - Specify the (J) option for Casters on the Power Ready base (only available Asymmetrical tables 29" (737mm) or 42" (1067mm)H with two columns).
 - Specify the (K) option for Glides on the Power Ready base (available on 16" (406mm), 20" (508mm), 29" (737mm), 36" (914mm) and 42" (1067mm) high tables).
 - Flip Top Unit circuit breaker plug will not fit in the Power Ready Base opening.**
- **Power cord length determines the distance to building power source.**
- Separately specified:
 - Horizontal and Vertical Wire Management
 - Power and Data Components
 - Accessories
- Refer to Specification Guide:
 - Accessory placement and compatibility.
 - Seating capacities and leg locations.
 - Information on electrical components compatible with factory cut opening.
 - Power Ready base cable capacity.
- Application may require approval of local authority having jurisdiction (AHJ); ensure compliance before placing orders and installation.

To Order, Specify:

1) Product number, including:

1 Surface Option:

- L** Laminate
- W** Wood

2 Edge Option:

- Laminate:
- J** Edgeband
 - F** Knife
- Wood:
- K** Edgeband
 - U** Knife

3 Cutout:

- N** No Cutout
- F** Center, Single-Sided/4 outlets (add **\$51.51** list)
- J** Center, Single-Sided/6 outlets (add **\$51.51** list)
- M** Center, Double-Sided/8 outlets (add **\$51.51** list)
- Q** Center, Double-Sided/12 outlets (add **\$51.51** list)
- V** Left/Right, Single-Sided/4 outlets (add **\$103.00** list)
- K** Left/Right, Single-Sided/6 outlets (add **\$103.00** list)

4 Base and Wire Management Option:

- Base - No Power:
- C** Casters (add **\$25.09** list) (29" (737mm) and 42" Heights Only)
 - G** Glides
- Base - Power Ready:
- J** Casters (add **\$25.09** list) (29" (737mm) and 42" Heights Only)
 - K** Glides

5 Base Finish Option:

- A** Painted
- B** Polished (add **\$71.35** list)

- 2) Laminate surface color or wood finish color.
- 3) Edgeband trim color (laminated only).
- 4) Base trim color.

Note: \$70.82 upcharge list for Metallic trim colors.

Jive Table — Bridge Base

Pebble

No. of Columns	Height	Depth	Width	Number	① ② ③ ④ ⑤	HPL				Wood			
						A	F	B	F	A	U	B	U
Symmetrical — Base — No Power — No Cutout													
4	20"(508mm)	48"(1219mm)	48"(1219mm)	TCRP-4848-	■ S ■ GG2 ■	\$ 1795.32	\$ 2208.18	\$ 1926.92	\$ 2339.78	\$ 3151.05	\$ 3856.19	\$ 3477.12	\$ 4283.58
4		54"(1372mm)	54"(1372mm)	TCRP-5454-	■ S ■ GG2 ■	1938.52	2395.06	2081.51	2538.05	3606.29	4532.97	4014.51	5079.30
4		60"(1524mm)	60"(1524mm)	TCRP-6060-	■ S ■ GG2 ■	2097.72	2597.94	2253.44	2753.66	4112.49	5293.14	4611.96	5973.06
4	29"(737mm)	48"(1219mm)	48"(1219mm)	TCRP-4848-	■ S ■ G ■ 4	\$ 1836.51	\$ 2249.37	\$ 1968.11	\$ 2339.78	\$ 3192.24	\$ 3897.38	\$ 3518.31	\$ 4324.77
4		54"(1372mm)	54"(1372mm)	TCRP-5454-	■ S ■ G ■ 4	1979.71	2436.25	2122.70	2538.05	3647.48	4574.16	4055.70	5120.49
4		60"(1524mm)	60"(1524mm)	TCRP-6060-	■ S ■ G ■ 4	2138.91	2639.13	2294.63	2794.85	4153.68	5334.33	4653.15	6014.25
Symmetrical — Base — Power Ready — No Cutout													
4	20"(508mm)	48"(1219mm)	48"(1219mm)	TCRP-4848-	■ S ■ GK2 ■	\$ 1825.80	\$ 2238.66	\$ 1957.40	\$ 2370.26	\$ 3181.53	\$ 3886.67	\$ 3507.60	\$ 4314.06
4		54"(1372mm)	54"(1372mm)	TCRP-5454-	■ S ■ GK2 ■	1969.00	2425.54	2111.99	2568.53	3636.77	4563.45	4044.99	5109.78
4		60"(1524mm)	60"(1524mm)	TCRP-6060-	■ S ■ GK2 ■	2128.20	2628.42	2283.92	2784.14	4142.97	5323.62	4642.44	6003.54
4	29"(737mm)	48"(1219mm)	48"(1219mm)	TCRP-4848-	■ S ■ G ■ 4	\$ 1866.99	\$ 2279.85	\$ 1998.59	\$ 2411.45	\$ 3222.72	\$ 3927.86	\$ 3548.79	\$ 4355.25
4		54"(1372mm)	54"(1372mm)	TCRP-5454-	■ S ■ G ■ 4	2010.19	2466.73	2153.18	2609.72	3677.96	4604.64	4086.18	5150.97
4		60"(1524mm)	60"(1524mm)	TCRP-6060-	■ S ■ G ■ 4	2169.39	2669.61	2325.11	2825.33	4184.16	5364.81	4683.63	6044.73

Jive Table — Bridge Base

Pebble

No. of Columns	Height	Depth	Width	Number	① ② ③ ④ ⑤	HPL A		B		Wood A		B		
						J	F	J	F	K	U	K	U	
Asymmetrical — Base — No Power — No Cutout														
2	16"(406mm)	30"(762mm)	48"(1219mm)	TCRP-3048-	S	GG1	\$ 1574.81	\$ 1901.71	\$ 1695.02	\$ 2021.92	\$ 2604.10	\$ 3009.17	\$ 2843.37	\$ 3300.56
2			60"(1524mm)	TCRP-3060-	S	GG1	1665.38	2056.40	1792.29	2183.31	2891.31	3379.53	3183.13	3736.15
2			72"(1829mm)	TCRP-3072-	S	GG1	1756.99	2218.42	1890.60	2352.03	3181.70	3761.23	3526.76	4185.01
2	16"(406mm)	36"(914mm)	60"(1524mm)	TCRP-3660-	S	GG1	\$ 1748.98	\$ 2161.84	\$ 1882.59	\$ 2295.45	\$ 3157.15	\$ 3673.69	\$ 3496.87	\$ 4082.53
2			72"(1829mm)	TCRP-3672-	S	GG1	1856.85	2341.69	1998.50	2483.34	3499.30	4109.18	3901.53	4594.77
2	20"(508mm)	30"(762mm)	48"(1219mm)	TCRP-3048-	S	GG2	\$ 1654.90	\$ 1981.80	\$ 1775.11	\$ 2102.01	\$ 2684.19	\$ 3089.26	\$ 2923.46	\$ 3380.65
2			60"(1524mm)	TCRP-3060-	S	GG2	1745.47	2136.49	1872.38	2263.40	2971.40	3459.62	3263.22	3816.24
2			72"(1829mm)	TCRP-3072-	S	GG2	1837.08	2298.51	1970.69	2432.12	3261.79	3841.32	3606.85	4265.10
2		36"(914mm)	60"(1524mm)	TCRP-3660-	S	GG2	\$ 1829.07	\$ 2241.93	\$ 1962.68	\$ 2375.54	\$ 3237.24	\$ 3753.78	\$ 3576.96	\$ 4162.62
2			72"(1829mm)	TCRP-3672-	S	GG2	1936.94	2421.78	2078.59	2563.43	3579.39	4189.27	3981.62	4674.86
2	29"(737mm)	30"(762mm)	48"(1219mm)	TCRP-3048-	S	G 4	\$ 1654.90	\$ 1981.80	\$ 1775.11	\$ 2102.01	\$ 2684.19	\$ 3089.26	\$ 2923.46	\$ 3380.65
2			60"(1524mm)	TCRP-3060-	S	G 4	1745.47	2136.49	1872.38	2263.40	2971.40	3459.62	3263.22	3816.24
2			72"(1829mm)	TCRP-3072-	S	G 4	1837.08	2298.51	1970.69	2432.12	3261.79	3841.32	3606.85	4265.10
2		36"(914mm)	60"(1524mm)	TCRP-3660-	S	G 4	\$ 1829.07	\$ 2241.93	\$ 1962.68	\$ 2375.54	\$ 3237.24	\$ 3753.78	\$ 3576.96	\$ 4162.62
2			72"(1829mm)	TCRP-3672-	S	G 4	1936.94	2421.78	2078.59	2563.43	3579.39	4189.27	3981.62	4674.86
3		42"(1067mm)	84"(2134mm)	TCRP-4284-	S	G 4	\$ 3898.33	\$ 4486.43	\$ 4057.40	\$ 4645.50	\$ 6030.43	\$ 6774.21	\$ 6562.31	\$ 7409.88
3			96"(2438mm)	TCRP-4296-	S	G 4	4024.52	4698.77	4192.97	4867.22	6430.70	7286.17	7035.74	8012.04
3		48"(1219mm)	96"(2438mm)	TCRP-4896-	S	G 4	\$ 4156.90	\$ 4857.70	\$ 4336.07	\$ 5036.87	\$ 6851.80	\$ 7741.71	\$ 7532.56	\$ 8548.55
3			108"(2743mm)	TCRP-48A8-	S	G 4	4300.40	5095.19	4490.29	5285.08	N/A	N/A	N/A	N/A
3			120"(3048mm)	TCRP-48C0-	S	G 4	4444.93	5340.02	4645.54	5540.63	N/A	N/A	N/A	N/A
6		54"(1372mm)	96"(2438mm)	TCRP-5496-	S	G 4	\$ 4449.40	\$ 5176.76	\$ 4639.29	\$ 5366.65	N/A	N/A	N/A	N/A
6			108"(2743mm)	TCRP-54A8-	S	G 4	4609.15	5432.08	4811.10	5634.03	N/A	N/A	N/A	N/A
6			120"(3048mm)	TCRP-54C0-	S	G 4	4769.94	5694.73	4983.95	5908.74	N/A	N/A	N/A	N/A
6			144"(3658mm)	TCRP-54E4-	S	G 4	6793.92	8005.35	7032.05	8243.48	N/A	N/A	N/A	N/A
8			180"(4572mm)	TCRP-54J0-	S	GG4	8587.49	10179.99	8861.80	10454.30	N/A	N/A	N/A	N/A
8			216"(5486mm)	TCRP-54M6-	S	GG4	9220.10	11480.65	9530.59	11791.14	N/A	N/A	N/A	N/A
2	36"(914mm)	30"(762mm)	48"(1219mm)	TCRP-3048-	S	GG6	\$ 1694.94	\$ 2021.84	\$ 1815.15	\$ 2142.05	\$ 2724.23	\$ 3129.30	\$ 2963.50	\$ 3420.69
2			60"(1524mm)	TCRP-3060-	S	GG6	1785.51	2176.53	1912.42	2303.44	3011.44	3499.66	3303.26	3856.28
2			72"(1829mm)	TCRP-3072-	S	GG6	1877.12	2338.55	2010.73	2472.16	3301.83	3881.36	3646.89	4305.14
2	36"(914mm)	36"(914mm)	60"(1524mm)	TCRP-3660-	S	GG6	\$ 1869.11	\$ 2281.97	\$ 2002.72	\$ 2415.58	\$ 3277.28	\$ 3793.82	\$ 3617.00	\$ 4202.66
2			72"(1829mm)	TCRP-3672-	S	GG6	1976.98	2461.82	2118.63	2603.47	3619.43	4229.31	4021.66	4714.90
2	42"(1067mm)	30"(762mm)	48"(1219mm)	TCRP-3048-	S	G 7	\$ 1734.99	\$ 2061.89	\$ 1855.20	\$ 2182.10	\$ 2764.28	\$ 3169.35	\$ 3003.55	\$ 3460.74
2			60"(1524mm)	TCRP-3060-	S	G 7	1825.56	2216.58	1952.47	2343.49	3051.49	3539.71	3343.31	3896.33
2			72"(1829mm)	TCRP-3072-	S	G 7	1917.17	2378.60	2050.78	2512.21	3341.88	3921.41	3686.94	4345.19
2	42"(1067mm)	36"(914mm)	60"(1524mm)	TCRP-3660-	S	G 7	\$ 1909.16	\$ 2322.02	\$ 2042.77	\$ 2455.63	\$ 3317.33	\$ 3833.87	\$ 3657.05	\$ 4242.71
2			72"(1829mm)	TCRP-3672-	S	G 7	2017.03	2501.87	2158.68	2643.52	3659.48	4269.36	4061.71	4754.95

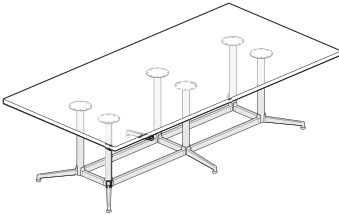
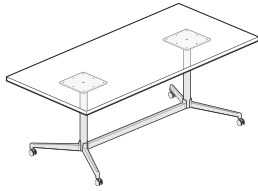
Jive Table — Bridge Base

Pebble

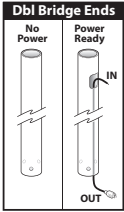
No. of Columns	Height	Depth	Width	Number	① ② ③ ④ ⑤	HPL A		B		Wood A		B	
						J	F	J	F	K	U	K	U
Asymmetrical — Base — Power Ready — No Outcut													
2	16"(406mm)	30"(762mm)	48"(1219mm)	TCRP-3048-	SNGK1	\$ 1605.29	\$ 1932.19	\$ 1725.50	\$ 2052.40	\$ 2634.58	\$ 3039.65	\$ 2873.85	\$ 3331.04
2			60"(1524mm)	TCRP-3060-	S GK1	1695.86	2086.88	1822.77	2213.79	2921.79	3410.01	3213.61	3766.63
2			72"(1829mm)	TCRP-3072-	S GK1	1787.47	2248.90	1921.08	2382.51	3212.18	3791.71	3557.24	4215.49
2	16"(406mm)	36"(914mm)	60"(1524mm)	TCRP-3660-	S GK1	\$ 1779.46	\$ 2192.32	\$ 1913.07	\$ 2325.93	\$ 3187.63	\$ 3704.17	\$ 3527.35	\$ 4113.01
2			72"(1829mm)	TCRP-3672-	S GK1	1887.33	2372.17	2028.98	2513.82	3529.78	4139.66	3932.01	4625.25
2	20"(508mm)	30"(762mm)	48"(1219mm)	TCRP-3048-	SNGK2	\$ 1685.38	\$ 2012.28	\$ 1805.59	\$ 2132.49	\$ 2714.67	\$ 3119.74	\$ 2953.94	\$ 3411.13
2			60"(1524mm)	TCRP-3060-	S GK2	1775.95	2166.97	1902.86	2293.88	3001.88	3490.10	3293.70	3846.72
2			72"(1829mm)	TCRP-3072-	S GK2	1867.56	2328.99	2001.17	2462.60	3292.27	3871.80	3637.33	4295.58
2		36"(914mm)	60"(1524mm)	TCRP-3660-	S GK2	\$ 1859.55	\$ 2272.41	\$ 1993.16	\$ 2406.02	\$ 3267.72	\$ 3784.26	\$ 3607.44	\$ 4193.10
2			72"(1829mm)	TCRP-3672-	S GK2	1967.42	2452.26	2109.07	2593.91	3609.87	4219.75	4012.10	4705.34
2	29"(737mm)	30"(762mm)	48"(1219mm)	TCRP-3048-	SNG 4	\$ 1685.38	\$ 2012.28	\$ 1805.59	\$ 2132.49	\$ 2714.67	\$ 3119.74	\$ 2953.94	\$ 3411.13
2			60"(1524mm)	TCRP-3060-	S G 4	1775.95	2166.97	1902.86	2293.88	3001.88	3490.10	3293.70	3846.72
2			72"(1829mm)	TCRP-3072-	S G 4	1867.56	2328.99	2001.17	2462.60	3292.27	3871.80	3637.33	4295.58
2		36"(914mm)	60"(1524mm)	TCRP-3660-	S G 4	\$ 1859.55	\$ 2272.41	\$ 1993.16	\$ 2406.02	\$ 3267.72	\$ 3784.26	\$ 3607.44	\$ 4193.10
2			72"(1829mm)	TCRP-3672-	S G 4	1967.42	2452.26	2109.07	2593.91	3609.87	4219.75	4012.10	4705.34
3		42"(1067mm)	84"(2134mm)	TCRP-4284-	SNG 4	\$ 3928.81	\$ 4516.91	\$ 4087.88	\$ 4675.98	\$ 6060.91	\$ 6804.69	\$ 6592.79	\$ 7440.36
3			96"(2438mm)	TCRP-4296-	SNG 4	4055.00	4729.25	4223.45	4897.70	6461.18	7316.65	7066.22	8042.52
3		48"(1219mm)	96"(2438mm)	TCRP-4896-	SNG 4	\$ 4187.38	\$ 4888.18	\$ 4366.55	\$ 5067.35	\$ 6882.28	\$ 7772.19	\$ 7563.04	\$ 8579.03
3			108"(2743mm)	TCRP-48A8-	SNG 4	4330.88	5125.67	4520.77	5315.56	N/A	N/A	N/A	N/A
3			120"(3048mm)	TCRP-48C0-	S G 4	4475.41	5370.50	4676.02	5571.11	N/A	N/A	N/A	N/A
6		54"(1372mm)	96"(2438mm)	TCRP-5496-	S G 4	\$ 4479.88	\$ 5207.24	\$ 4669.77	\$ 5397.13	N/A	N/A	N/A	N/A
6			108"(2743mm)	TCRP-54A8-	S G 4	4639.63	5462.56	4841.58	5664.51	N/A	N/A	N/A	N/A
6			120"(3048mm)	TCRP-54C0-	S G 4	4800.42	5725.21	5014.43	5939.22	N/A	N/A	N/A	N/A
6			144"(3658mm)	TCRP-54E4-	S G 4	6824.40	8035.83	7062.53	8273.96	N/A	N/A	N/A	N/A
8			180"(4572mm)	TCRP-54J0-	S GK4	8617.97	10210.47	8892.28	10484.78	N/A	N/A	N/A	N/A
8			216"(5486mm)	TCRP-54M6-	S GK4	9250.58	11511.13	9561.07	11821.62	N/A	N/A	N/A	N/A
2	36"(914mm)	30"(762mm)	48"(1219mm)	TCRP-3048-	SNGK6	\$ 1725.42	\$ 2052.32	\$ 1845.63	\$ 2172.53	\$ 2754.71	\$ 3159.78	\$ 2993.98	\$ 3451.17
2			60"(1524mm)	TCRP-3060-	S GK6	1815.99	2207.01	1942.90	2333.92	3041.92	3530.14	3333.74	3886.76
2			72"(1829mm)	TCRP-3072-	S GK6	1907.60	2369.03	2041.21	2502.64	3332.31	3911.84	3677.37	4335.62
2	36"(914mm)	36"(914mm)	60"(1524mm)	TCRP-3660-	S GK6	\$ 1899.59	\$ 2312.45	\$ 2033.20	\$ 2446.06	\$ 3307.76	\$ 3824.30	\$ 3647.48	\$ 4233.14
2			72"(1829mm)	TCRP-3672-	S GK6	2007.46	2492.30	2149.11	2633.95	3649.91	4259.79	4052.14	4745.38
2	42"(1067mm)	30"(762mm)	48"(1219mm)	TCRP-3048-	SNG 7	\$ 1765.47	\$ 2092.37	\$ 1885.68	\$ 2212.58	\$ 2794.76	\$ 3199.83	\$ 3034.03	\$ 3491.22
2			60"(1524mm)	TCRP-3060-	S G 7	1856.04	2247.06	1982.95	2373.97	3081.97	3570.19	3373.79	3926.81
2			72"(1829mm)	TCRP-3072-	S G 7	1947.65	2409.08	2081.26	2542.69	3372.36	3951.89	3717.42	4375.67
2	42"(1067mm)	36"(914mm)	60"(1524mm)	TCRP-3660-	S G 7	\$ 1939.64	\$ 2352.50	\$ 2073.25	\$ 2486.11	\$ 3347.81	\$ 3864.35	\$ 3687.53	\$ 4273.19
2			72"(1829mm)	TCRP-3672-	S G 7	2047.51	2532.35	2189.16	2674.00	3689.96	4299.84	4092.19	4785.43

Jive Table — Bridge Base

Rectangle



TORA-SNG
Class JV



Features

- Includes 1.18" (30mm) thick standard top, base, adjustable glides or casters and hardware.
- Standard table heights are 16" (406mm), 20" (508mm), 29" (737mm), 36" (914mm) and 42" (1067mm).
- High-Pressure Laminate (HPL) top with knife edge or 3mm edgeband edges or wood veneer top with 3mm wood edgeband or knife edge.
- Casters:
 - Two locking and two non-locking casters with 0.625" (16mm) adjustment.
 - Standard in black.
- Glides:
 - 0.625" (16mm) adjustment.
 - Standard in black.
- Casters and glides are not interchangeable.
- Ships unassembled.

Specification Tips

- Edge choice allows a flat seam between tables.
- Tables with more than one piece:
 - 144" (3658mm) and 180" (4572mm) width top has two pieces;
 - 216" (5486mm) top has three pieces.
- **Specifying a cutout does not automatically include a Power Ready base.**
- Factory installed cutout is available for tables 72" (1829mm)W or less:
 - Specify the (F) option for a Center, Single-Sided/4 outlet Flip Top Unit
 - Specify the (J) option for a Center, Single-Sided/6 outlet Flip Top Unit
 - Specify the (M) option for a Center, Double-Sided/8 outlet Flip Top Unit
 - Specify the (Q) option for a Center, Double-Sided/12 outlet Flip Top Unit
- Factory installed cutout is available for :
 - Tables greater than **72" (1829mm)W except 84" (2134mm), 96" (2438mm) and 108" (2743mm)W:**
 - Specify the (V) option for Left/Right, Single-Sided/4 outlet Flip Top Unit
 - Specify the (K) option for Left/Right, Single-Sided/6 outlet Flip Top Unit
 - Exception:
 - 54" (1372mm) depth x 96" (2438mm) and 108" (2743mm)W will accept V and K option cutouts.
- Power Ready Base:
 - Allows for cord management through one of the Bridge Base Base columns.
 - Tables with 30" (762mm), 36" (914mm), 42" (1067mm) and 48" (1219mm) depths will have 2 or 3 columns. Powered leg location with:
 - Two columns is determined during installation.
 - Three columns is always centered.
 - Tables with 54" (1372mm) depths will have 4 or more columns.
 - Powered leg location with 6 and 8 columns determined at installation of interior legs.
 - Flip Top Unit circuit breaker plug will not fit in the Power Ready Base opening.**
- **Power cord length determines the distance to building power source.**
- Casters and Glides:
 - No Power Base**
 - Specify the (C) option for Casters only available with two column tables 29" (737mm) or 42" (1067mm)H
 - Specify the (G) option for Glides (available on 16" (406mm), 20" (508mm), 29" (737mm), 36" (914mm) and 42" (1067mm)H tables).
 - Power Ready Base**
 - Specify the (J) option for Casters (only available with two column tables 29" (737mm) or 42" (1067mm)
 - Specify the (K) option for Glides (available on 16" (406mm), 20" (508mm), 29" (737mm), 36" (914mm) and 42" (1067mm)H tables).
- Separately specified:
 - Ganging Mechanism
 - Recommended for use with power between tables.
 - Horizontal and Vertical Wire Management
 - Power and Data Components
 - Accessories
- Refer to Specification Guide:
 - Accessory placement and compatibility.
 - Seating capacities and leg locations.
 - Information on electrical components compatible with factory cut opening.
 - Power Ready base cable capacity.
- Application may require approval of local authority having jurisdiction (AHJ); ensure compliance before placing orders and installation.

To Order, Specify:

1) Product number, including:

1 Surface Option:

- L** Laminate
- W** Wood

2 Edge Option:

- Laminate:
- J** Edgeband
 - F** Knife
- Wood:
- K** Edgeband
 - U** Knife

3 Cutout:

- N** No Cutout
- F** Center, Single-Sided/4 outlets (add **\$51.51** list)
- J** Center, Single-Sided/6 outlets (add **\$51.51** list)
- M** Center, Double-Sided/8 outlets (add **\$51.51** list)
- Q** Center, Double-Sided/12 outlets (add **\$51.51** list)
- V** Left/Right, Single-Sided/4 outlets (add **\$103.00** list)
- K** Left/Right, Single-Sided/6 outlets (add **\$103.00** list)

4 Base and Wire Management Option:

- Base - No Power:
- C** Casters (add **\$25.09** list) (29" (737mm) and 42" Heights Only)
 - G** Glides
- Base - Power Ready:
- J** Casters (add **\$25.09** list) (29" (737mm) and 42" Heights Only)
 - K** Glides

5 Base Finish Option:

- A** Painted
- B** Polished (add **\$71.35** list)

2) Laminate surface color or wood finish color.

3) Edgeband trim color (laminated only).

4) Base trim color.

Note: \$70.82 upcharge list for Metallic trim colors.

Fixed Height Tables / December 2025

Jive Table — Bridge Base

Rectangle

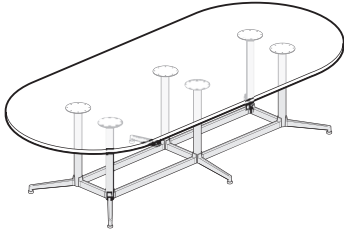
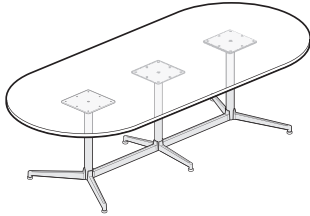
No. of Columns	Height	Depth	Width	Number	① ② ③ ④ ⑤	HPL A		B		Wood A		B		
						J	F	J	F	K	U	K	U	
Base — No Power — No Cutout														
2	16"(406mm)	30"(762mm)	48"(1219mm)	TCRA-3048-	S	SNGG1	\$ 1574.81	\$ 1901.71	\$ 1695.02	\$ 2021.92	\$2604.10	\$3009.17	\$2843.37	\$3300.56
2			60"(1524mm)	TCRA-3060-	S	GG1	1665.38	2056.40	1792.29	2183.31	2891.31	3379.53	3183.13	3736.15
2			72"(1829mm)	TCRA-3072-	S	GG1	1756.99	2218.42	1890.60	2352.03	3181.70	3761.23	3526.76	4185.01
2	16"(406mm)	36"(914mm)	60"(1524mm)	TCRA-3660-	S	GG1	\$ 1748.98	\$ 2161.84	\$ 1882.59	\$ 2295.45	\$ 3157.15	\$ 3673.69	\$3496.87	\$4082.53
2			72"(1829mm)	TCRA-3672-	S	GG1	1856.85	2341.69	1998.50	2483.34	3499.30	4109.18	3901.53	4594.77
2	20"(508mm)	30"(762mm)	48"(1219mm)	TCRA-3048-	S	SNGG2	\$ 1654.90	\$ 1981.80	\$ 1775.11	\$ 2102.01	\$2684.19	\$3089.26	\$2923.46	\$3380.65
2			60"(1524mm)	TCRA-3060-	S	GG2	1745.47	2136.49	1872.38	2263.40	2971.40	3459.62	3263.22	3816.24
2			72"(1829mm)	TCRA-3072-	S	GG2	1837.08	2298.51	1970.69	2432.12	3261.79	3841.32	3606.85	4265.10
2	20"(508mm)	36"(914mm)	60"(1524mm)	TCRA-3660-	S	GG2	\$ 1829.07	\$ 2241.93	\$ 1962.68	\$ 2375.54	\$ 3237.24	\$ 3753.78	\$ 3576.96	\$ 4162.62
2			72"(1829mm)	TCRA-3672-	S	GG2	1936.94	2421.78	2078.59	2563.43	3579.39	4189.27	3981.62	4674.86
2	29"(737mm)	30"(762mm)	48"(1219mm)	TCRA-3048-	S	SNG 4	\$ 1654.90	\$ 1981.80	\$ 1775.11	\$ 2102.01	\$2684.19	\$3089.26	\$2923.46	\$3380.65
2			60"(1524mm)	TCRA-3060-	S	G 4	1745.47	2136.49	1872.38	2263.40	2971.40	3459.62	3263.22	3816.24
2			72"(1829mm)	TCRA-3072-	S	G 4	1837.08	2298.51	1970.69	2432.12	3261.79	3841.32	3606.85	4265.10
2	29"(737mm)	36"(914mm)	60"(1524mm)	TCRA-3660-	S	G 4	\$ 1829.07	\$ 2241.93	\$ 1962.68	\$ 2375.54	\$ 3237.24	\$ 3753.78	\$ 3576.96	\$ 4162.62
2			72"(1829mm)	TCRA-3672-	S	G 4	1936.94	2421.78	2078.59	2563.43	3579.39	4189.27	3981.62	4674.86
3	29"(737mm)	42"(1067mm)	84"(2134mm)	TCRA-4284-	S	SNGG4	\$ 3898.33	\$ 4486.43	\$ 4057.40	\$ 4645.50	\$6030.43	\$ 6774.21	\$6562.31	\$ 7409.88
3			96"(2438mm)	TCRA-4296-	S	SNGG4	4024.52	4698.77	4192.97	4867.22	6430.70	7286.17	7035.74	8012.04
3	29"(737mm)	48"(1219mm)	96"(2438mm)	TCRA-4896-	S	SNGG4	\$ 4156.90	\$ 4857.70	\$ 4336.07	\$ 5036.87	\$ 6851.80	\$ 7741.71	\$ 7532.56	\$ 8548.55
3			108"(2743mm)	TCRA-48A8-	S	SNGG4	4300.40	5095.19	4490.29	5285.08	N/A	N/A	N/A	N/A
3			120"(3048mm)	TCRA-48C0-	S	GG4	4444.93	5340.02	4645.54	5540.63	N/A	N/A	N/A	N/A
6	29"(737mm)	54"(1372mm)	96"(2438mm)	TCRA-5496-	S	GG4	\$ 4449.40	\$ 5176.76	\$ 4639.29	\$ 5366.65	N/A	N/A	N/A	N/A
6			108"(2743mm)	TCRA-54A8-	S	GG4	4609.15	5432.08	4811.10	5634.03	N/A	N/A	N/A	N/A
6			120"(3048mm)	TCRA-54C0-	S	GG4	4769.94	5694.73	4983.95	5908.74	N/A	N/A	N/A	N/A
6			144"(3658mm)	TCRA-54E4-	S	GG4	6793.92	8005.35	7032.05	8243.48	N/A	N/A	N/A	N/A
8			180"(4572mm)	TCRA-54J0-	S	GG4	7501.85	9094.35	7776.16	9368.66	N/A	N/A	N/A	N/A
8			216"(5486mm)	TCRA-54M6-	S	GG4	8134.46	10395.01	8444.95	10705.50	N/A	N/A	N/A	N/A
2	36"(914mm)	30"(762mm)	48"(1219mm)	TCRA-3048-	S	SNGG6	\$ 1694.94	\$ 2021.84	\$ 1815.15	\$ 2142.05	\$2724.23	\$ 3129.30	\$2963.50	\$3420.69
2			60"(1524mm)	TCRA-3060-	S	GG6	1785.51	2176.53	1912.42	2303.44	3011.44	3499.66	3303.26	3856.28
2			72"(1829mm)	TCRA-3072-	S	GG6	1877.12	2338.55	2010.73	2472.16	3301.83	3881.36	3646.89	4305.14
2	36"(914mm)	36"(914mm)	60"(1524mm)	TCRA-3660-	S	GG6	\$ 1869.11	\$ 2281.97	\$2002.72	\$ 2415.58	\$ 3277.28	\$ 3793.82	\$ 3617.00	\$4202.66
2			72"(1829mm)	TCRA-3672-	S	GG6	1976.98	2461.82	2118.63	2603.47	3619.43	4229.31	4021.66	4714.90
2	42"(1067mm)	30"(762mm)	48"(1219mm)	TCRA-3048-	S	SNG 7	\$ 1734.99	\$ 2061.89	\$ 1855.20	\$ 2182.10	\$2764.28	\$ 3169.35	\$3003.55	\$3460.74
2			60"(1524mm)	TCRA-3060-	S	G 7	1825.56	2216.58	1952.47	2343.49	3051.49	3539.71	3343.31	3896.33
2			72"(1829mm)	TCRA-3072-	S	G 7	1917.17	2378.60	2050.78	2512.21	3341.88	3921.41	3686.94	4345.19
2	42"(1067mm)	36"(914mm)	60"(1524mm)	TCRA-3660-	S	G 7	\$ 1909.16	\$ 2322.02	\$2042.77	\$ 2455.63	\$ 3317.33	\$ 3833.87	\$ 3657.05	\$4242.71
2			72"(1829mm)	TCRA-3672-	S	G 7	2017.03	2501.87	2158.68	2643.52	3659.48	4269.36	4061.71	4754.95

Jive Table — Bridge Base Rectangle

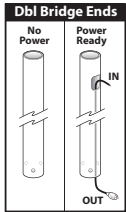
No. of Columns	Height	Depth	Width	Number ①②③④⑤	HPL A		B		Wood A		B		
					J	F	J	F	K	U	K	U	
Base — Power Ready — No Cutout													
2	16" (406mm)	30" (762mm)	48" (1219mm)	TCRA-3048-	SNGK1	\$ 1605.29	\$ 1932.19	\$ 1725.50	\$ 2052.40	\$ 2634.58	\$ 3039.65	\$ 2873.85	\$ 3331.04
2			60" (1524mm)	TCRA-3060-	S GK1	1695.86	2086.88	1822.77	2213.79	2921.79	3410.01	3213.61	3766.63
2			72" (1829mm)	TCRA-3072-	S GK1	1787.47	2248.90	1921.08	2382.51	3212.18	3791.71	3557.24	4215.49
2	16" (406mm)	36" (914mm)	60" (1524mm)	TCRA-3660-	S GK1	\$ 1779.46	\$ 2192.32	\$ 1913.07	\$ 2325.93	\$ 3187.63	\$ 3704.17	\$ 3527.35	\$ 4113.01
2			72" (1829mm)	TCRA-3672-	S GK1	1887.33	2372.17	2028.98	2513.82	3529.78	4139.66	3932.01	4625.25
2	20" (508mm)	30" (762mm)	48" (1219mm)	TCRA-3048-	SNGK2	\$ 1685.38	\$ 2012.28	\$ 1805.59	\$ 2132.49	\$ 2714.67	\$ 3119.74	\$ 2953.94	\$ 3411.13
2			60" (1524mm)	TCRA-3060-	S GK2	1775.95	2166.97	1902.86	2293.88	3001.88	3490.10	3293.70	3846.72
2			72" (1829mm)	TCRA-3072-	S GK2	1867.56	2328.99	2001.17	2462.60	3292.27	3871.80	3637.33	4295.58
2	20" (508mm)	36" (914mm)	60" (1524mm)	TCRA-3660-	S GK2	\$ 1859.55	\$ 2272.41	\$ 1993.16	\$ 2406.02	\$ 3267.72	\$ 3784.26	\$ 3607.44	\$ 4193.10
2			72" (1829mm)	TCRA-3672-	S GK2	1967.42	2452.26	2109.07	2593.91	3609.87	4219.75	4012.10	4705.34
2	29" (737mm)	30" (762mm)	48" (1219mm)	TCRA-3048-	SNG 4	\$ 1685.38	\$ 2012.28	\$ 1805.59	\$ 2132.49	\$ 2714.67	\$ 3119.74	\$ 2953.94	\$ 3411.13
2			60" (1524mm)	TCRA-3060-	S G 4	1775.95	2166.97	1902.86	2293.88	3001.88	3490.10	3293.70	3846.72
2			72" (1829mm)	TCRA-3072-	S G 4	1867.56	2328.99	2001.17	2462.60	3292.27	3871.80	3637.33	4295.58
2	29" (737mm)	36" (914mm)	60" (1524mm)	TCRA-3660-	S G 4	\$ 1859.55	\$ 2272.41	\$ 1993.16	\$ 2406.02	\$ 3267.72	\$ 3784.26	\$ 3607.44	\$ 4193.10
2			72" (1829mm)	TCRA-3672-	S G 4	1967.42	2452.26	2109.07	2593.91	3609.87	4219.75	4012.10	4705.34
3	29" (737mm)	42" (1067mm)	84" (2134mm)	TCRA-4284-	SNGK4	\$ 3928.81	\$ 4516.91	\$ 4087.88	\$ 4675.98	\$ 6060.91	\$ 6804.69	\$ 6592.79	\$ 7440.36
3			96" (2438mm)	TCRA-4296-	SNGK4	4055.00	4729.25	4223.45	4897.70	6461.18	7316.65	7066.22	8042.52
3	29" (737mm)	48" (1219mm)	96" (2438mm)	TCRA-4896-	SNGK4	\$ 4187.38	\$ 4888.18	\$ 4366.55	\$ 5067.35	\$ 6882.28	\$ 7772.19	\$ 7563.04	\$ 8579.03
3			108" (2743mm)	TCRA-48A8-	SNGK4	4330.88	5125.67	4520.77	5315.56	N/A	N/A	N/A	N/A
3			120" (3048mm)	TCRA-48C0-	S GK4	4475.41	5370.50	4676.02	5571.11	N/A	N/A	N/A	N/A
6	29" (737mm)	54" (1372mm)	96" (2438mm)	TCRA-5496-	S GK4	\$ 4479.88	\$ 5207.24	\$ 4669.77	\$ 5397.13	N/A	N/A	N/A	N/A
6			108" (2743mm)	TCRA-54A8-	S GK4	4639.63	5462.56	4841.58	5664.51	N/A	N/A	N/A	N/A
6			120" (3048mm)	TCRA-54C0-	S GK4	4800.42	5725.21	5014.43	5939.22	N/A	N/A	N/A	N/A
6			144" (3658mm)	TCRA-54E4-	S GK4	6824.40	8035.83	7062.53	8273.96	N/A	N/A	N/A	N/A
8			180" (4572mm)	TCRA-54J0-	S GK4	7532.33	9124.83	7806.64	9399.14	N/A	N/A	N/A	N/A
8			216" (5486mm)	TCRA-54M6-	S GK4	8164.94	10425.49	8475.43	10735.98	N/A	N/A	N/A	N/A
2	36" (914mm)	30" (762mm)	48" (1219mm)	TCRA-3048-	SNGK6	\$ 1725.42	\$ 2052.32	\$ 1845.63	\$ 2172.53	\$ 2754.71	\$ 3159.78	\$ 2993.98	\$ 3451.17
2			60" (1524mm)	TCRA-3060-	S GK6	1815.99	2207.01	1942.90	2333.92	3041.92	3530.14	3333.74	3886.76
2			72" (1829mm)	TCRA-3072-	S GK6	1907.60	2369.03	2041.21	2502.64	3332.31	3911.84	3677.37	4335.62
2	36" (914mm)	36" (914mm)	60" (1524mm)	TCRA-3660-	S GK6	\$ 1899.59	\$ 2312.45	\$ 2033.20	\$ 2446.06	\$ 3307.76	\$ 3824.30	\$ 3647.48	\$ 4233.14
2			72" (1829mm)	TCRA-3672-	S GK6	2007.46	2492.30	2149.11	2633.95	3649.91	4259.79	4052.14	4745.38
2	42" (1067mm)	30" (762mm)	48" (1219mm)	TCRA-3048-	SNG 7	\$ 1765.47	\$ 2092.37	\$ 1885.68	\$ 2212.58	\$ 2794.76	\$ 3199.83	\$ 3034.03	\$ 3491.22
2			60" (1524mm)	TCRA-3060-	S G 7	1856.04	2247.06	1982.95	2373.97	3081.97	3570.19	3373.79	3926.81
2			72" (1829mm)	TCRA-3072-	S G 7	1947.65	2409.08	2081.26	2542.69	3372.36	3951.89	3717.42	4375.67
2	42" (1067mm)	36" (914mm)	60" (1524mm)	TCRA-3660-	S G 7	\$ 1939.64	\$ 2352.50	\$ 2073.25	\$ 2486.11	\$ 3347.81	\$ 3864.35	\$ 3687.53	\$ 4273.19
2			72" (1829mm)	TCRA-3672-	S G 7	2047.51	2532.35	2189.16	2674.00	3689.96	4299.84	4092.19	4785.43

Jive Table — Bridge Base

Racetrack



TCRT-SNG
Class JV



Features

- Includes 1.18" (30mm) thick standard top, base, adjustable glides or casters and hardware.
- Standard table heights are 16" (406mm), 20" (508mm), 29" (737mm), 36" (914mm) and 42" (1067mm).
- High-Pressure Laminate (HPL) top with knife edge or 3mm edgeband edges or wood veneer top with 3mm wood edgeband or knife edge.
- Casters:
 - Two locking and two non-locking casters with 0.625" (16mm) adjustment.
 - Standard in black.
- Glides:
 - 0.625" (16mm) adjustment.
 - Standard in black.
- Casters and glides are not interchangeable.
- Ships unassembled.

Specification Tips

- Tables with more than one piece:
 - 144" (3658mm) and 180" (4572mm) width top has two pieces;
 - 216" (5486mm) top has three pieces.
- **Specifying a cutout does not automatically include a Power Ready base.**
- Factory installed cutout is available for tables 72" (1829mm)W or less:
 - Specify the (F) option for a Center, Single-Sided/4 outlet Flip Top Unit
 - Specify the (J) option for a Center, Single-Sided/6 outlet Flip Top Unit
 - Specify the (M) option for a Center, Double-Sided/8 outlet Flip Top Unit
 - Specify the (Q) option for a Center, Double-Sided/12 outlet Flip Top Unit
- Factory installed cutout is available for:
 - Tables greater than 72"W **except 84" (2134mm), 96" (2438mm) and 108" (2743mm)W:**
 - Specify the (V) option for Left/Right, Single-Sided/4 outlet Flip Top Unit
 - Specify the (K) option for Left/Right, Single-Sided/6 outlet Flip Top Unit
 - Exception:
 - 54" (1372mm) depth x 96" (2438mm) and 108" (2743mm)W will accept V and K option cutouts.
- Power Ready Base:
 - Allows for cord management through one of the Bridge Base Base columns.
 - Tables with 30" (762mm), 36" (914mm), 42" (1067mm) and 48" (1219mm) depths will have 2 or 3 columns. Powered leg location with:
 - Two columns is determined during installation.
 - Three columns is always centered.
 - Tables with 54" (1372mm) depths will have 4 or more columns. Powered leg location with 6 and 8 columns determined at installation of interior legs.
 - Casters and Glides:
 - Specify the (J) option for Casters on the Power Ready base (only available with two column tables 29" (737mm) or 42" (1067mm)H)
- Specify the (K) option for Glides on the Power Ready base (available on 16" (406mm), 20" (508mm), 29" (737mm), 36" (914mm) and 42" (1067mm) high tables)
 - Flip Top Unit circuit breaker plug will not fit in the Power Ready Base opening.**
- **Power cord length determines the distance to building power source.**
- Separately specified:
 - Horizontal and Vertical Wire Management
 - Power and Data Components
 - Accessories
- Refer to Specification Guide:
 - Accessory placement and compatibility.
 - Seating capacities and leg locations.
 - Information on electrical components compatible with factory cut opening.
 - Power Ready base cable capacity.
- Application may require approval of local authority having jurisdiction (AHJ); ensure compliance before placing orders and installation.

To Order, Specify:

1) Product number, including:

1 Surface Option:

- L** Laminate
- W** Wood

2 Edge Option:

- Laminate:
- J** Edgeband
 - F** Knife
- Wood:
- K** Edgeband
 - U** Knife

3 Cutout:

- N** No Cutout
- F** Center, Single-Sided/4 outlets (add **\$51.51** list)
- J** Center, Single-Sided/6 outlets (add **\$51.51** list)
- M** Center, Double-Sided/8 outlets (add **\$51.51** list)
- Q** Center, Double-Sided/12 outlets (add **\$51.51** list)
- V** Left/Right, Single-Sided/4 outlets (add **\$103.00** list)
- K** Left/Right, Single-Sided/6 outlets (add **\$103.00** list)

4 Base and Wire Management Option:

- Base - No Power:
- C** Casters (add **\$25.09** list) (29" (737mm) and 42" Heights Only)
 - G** Glides
- Base - Power Ready:
- J** Casters (add **\$25.09** list) (29" (737mm) and 42" Heights Only)
 - K** Glides

5 Base Finish Option:

- A** Painted
- B** Polished (add **\$71.35** list)

- 2) Laminate surface color or wood finish color.
- 3) Edgeband trim color (laminated only).
- 4) Base trim color.

Note: \$70.82 upcharge list for Metallic trim colors.

Fixed Height Tables / December 2025

Jive Table — Bridge Base

Racetrack

No. of Columns	Height	Depth	Width	Number	① ② ③ ④ ⑤	HPL A		B		Wood A		B		
						J	F	J	F	K	U	K	U	
Base — No Power — No Cutout														
2	16"(406mm)	30"(762mm)	48"(1219mm)	TCRT-3048-	■ ■ ■ ■ ■	SNGG1	\$ 1574.81	\$ 1901.71	\$ 1695.02	\$ 2021.92	\$ 2604.10	\$ 3009.17	\$ 2843.37	\$ 3300.56
2			60"(1524mm)	TCRT-3060-	■ ■ ■ ■ ■	S GG1	1665.38	2056.40	1792.29	2183.31	2891.31	3379.53	3183.13	3736.15
2			72"(1829mm)	TCRT-3072-	■ ■ ■ ■ ■	S GG1	1756.99	2218.42	1890.60	2352.03	3181.70	3761.23	3526.76	4185.01
2	16"(406mm)	36"(914mm)	60"(1524mm)	TCRT-3660-	■ ■ ■ ■ ■	S GG1	\$ 1748.98	\$ 2161.84	\$ 1882.59	\$ 2295.45	\$ 3157.15	\$ 3673.69	\$ 3496.87	\$ 4082.53
2			72"(1829mm)	TCRT-3672-	■ ■ ■ ■ ■	S GG1	1856.85	2341.69	1998.50	2483.34	3499.30	4109.18	3901.53	4594.77
2	20"(508mm)	30"(762mm)	48"(1219mm)	TCRT-3048-	■ ■ ■ ■ ■	SNGG2	\$ 1654.90	\$ 1981.80	\$ 1775.11	\$ 2102.01	\$ 2684.19	\$ 3089.26	\$ 2923.46	\$ 3380.65
2			60"(1524mm)	TCRT-3060-	■ ■ ■ ■ ■	S GG2	1745.47	2136.49	1872.38	2263.40	2971.40	3459.62	3263.22	3816.24
2			72"(1829mm)	TCRT-3072-	■ ■ ■ ■ ■	S GG2	1837.08	2298.51	1970.69	2432.12	3261.79	3841.32	3606.85	4265.10
2	20"(508mm)	36"(914mm)	60"(1524mm)	TCRT-3660-	■ ■ ■ ■ ■	S GG2	\$ 1829.07	\$ 2241.93	\$ 1962.68	\$ 2375.54	\$ 3237.24	\$ 3753.78	\$ 3576.96	\$ 4162.62
2			72"(1829mm)	TCRT-3672-	■ ■ ■ ■ ■	S GG2	1936.94	2421.78	2078.59	2563.43	3579.39	4189.27	3981.62	4674.86
2	29"(737mm)	30"(762mm)	48"(1219mm)	TCRT-3048-	■ ■ ■ ■ ■	SNG 4	\$ 1654.90	\$ 1981.80	\$ 1775.11	\$ 2102.01	\$ 2684.19	\$ 3089.26	\$ 2923.46	\$ 3380.65
2			60"(1524mm)	TCRT-3060-	■ ■ ■ ■ ■	S G 4	1745.47	2136.49	1872.38	2263.40	2971.40	3459.62	3263.22	3816.24
2			72"(1829mm)	TCRT-3072-	■ ■ ■ ■ ■	S G 4	1837.08	2298.51	1970.69	2432.12	3261.79	3841.32	3606.85	4265.10
2	29"(737mm)	36"(914mm)	60"(1524mm)	TCRT-3660-	■ ■ ■ ■ ■	S G 4	\$ 1829.07	\$ 2241.93	\$ 1962.68	\$ 2375.54	\$ 3237.24	\$ 3753.78	\$ 3576.96	\$ 4162.62
2			72"(1829mm)	TCRT-3672-	■ ■ ■ ■ ■	S G 4	1936.94	2421.78	2078.59	2563.43	3579.39	4189.27	3981.62	4674.86
3	29"(737mm)	42"(1067mm)	84"(2134mm)	TCRT-4284-	■ ■ ■ ■ ■	SNGG4	\$ 3898.33	\$ 4486.43	\$ 4057.40	\$ 4645.50	\$ 6030.43	\$ 6774.21	\$ 6562.31	\$ 7409.88
3			96"(2438mm)	TCRT-4296-	■ ■ ■ ■ ■	SNGG4	4024.52	4698.77	4192.97	4867.22	6430.70	7286.17	7035.74	8012.04
3	29"(737mm)	48"(1219mm)	108"(2743mm)	TCRT-48A8-	■ ■ ■ ■ ■	SNGG4	\$ 4300.40	\$ 5095.19	\$ 4490.29	\$ 5285.08	N/A	N/A	N/A	N/A
3			120"(3048mm)	TCRT-48C0-	■ ■ ■ ■ ■	S GG4	4444.93	5340.02	4645.54	5540.63	N/A	N/A	N/A	N/A
6	29"(737mm)	54"(1372mm)	96"(2438mm)	TCRT-5496-	■ ■ ■ ■ ■	S GG4	\$ 4449.40	\$ 5176.76	\$ 4639.29	\$ 5366.65	N/A	N/A	N/A	N/A
6			108"(2743mm)	TCRT-54A8-	■ ■ ■ ■ ■	S GG4	4609.15	5432.08	4811.10	5634.03	N/A	N/A	N/A	N/A
6			120"(3048mm)	TCRT-54C0-	■ ■ ■ ■ ■	SNGG4	4769.94	5694.73	4983.95	5908.74	N/A	N/A	N/A	N/A
6			144"(3658mm)	TCRT-54E4-	■ ■ ■ ■ ■	S GG4	6793.92	8005.35	7032.05	8243.48	N/A	N/A	N/A	N/A
8			180"(4572mm)	TCRT-54J0-	■ ■ ■ ■ ■	S GG4	7501.85	9094.35	7776.16	9368.66	N/A	N/A	N/A	N/A
8			216"(5486mm)	TCRT-54M6-	■ ■ ■ ■ ■	S GG4	8134.46	10395.01	8444.95	10705.50	N/A	N/A	N/A	N/A
2	36"(914mm)	30"(762mm)	48"(1219mm)	TCRT-3048-	■ ■ ■ ■ ■	SNGG6	\$ 1694.94	\$ 2021.84	\$ 1815.15	\$ 2142.05	\$ 2724.23	\$ 3129.30	\$ 2963.50	\$ 3420.69
2			60"(1524mm)	TCRT-3060-	■ ■ ■ ■ ■	S GG6	1785.51	2176.53	1912.42	2303.44	3011.44	3499.66	3303.26	3856.28
2			72"(1829mm)	TCRT-3072-	■ ■ ■ ■ ■	S GG6	1877.12	2338.55	2010.73	2472.16	3301.83	3881.36	3646.89	4305.14
2	36"(914mm)	36"(914mm)	60"(1524mm)	TCRT-3660-	■ ■ ■ ■ ■	S GG6	\$ 1869.11	\$ 2281.97	\$ 2002.72	\$ 2415.58	\$ 3277.28	\$ 3793.82	\$ 3617.00	\$ 4202.66
2			72"(1829mm)	TCRT-3672-	■ ■ ■ ■ ■	S GG6	1976.98	2461.82	2118.63	2603.47	3619.43	4229.31	4021.66	4714.90
2	42"(1067mm)	30"(762mm)	48"(1219mm)	TCRT-3048-	■ ■ ■ ■ ■	S G 7	\$ 1734.99	\$ 2061.89	\$ 1855.20	\$ 2182.10	\$ 2764.28	\$ 3169.35	\$ 3003.55	\$ 3460.74
2			60"(1524mm)	TCRT-3060-	■ ■ ■ ■ ■	S G 7	1825.56	2216.58	1952.47	2343.49	3051.49	3539.71	3343.31	3896.33
2			72"(1829mm)	TCRT-3072-	■ ■ ■ ■ ■	S G 7	1917.17	2378.60	2050.78	2512.21	3341.88	3921.41	3686.94	4345.19
2	42"(1067mm)	36"(914mm)	60"(1524mm)	TCRT-3660-	■ ■ ■ ■ ■	S G 7	\$ 1909.16	\$ 2322.02	\$ 2042.77	\$ 2455.63	\$ 3317.33	\$ 3833.87	\$ 3657.05	\$ 4242.71
2			72"(1829mm)	TCRT-3672-	■ ■ ■ ■ ■	S G 7	2017.03	2501.87	2158.68	2643.52	3659.48	4269.36	4061.71	4754.95

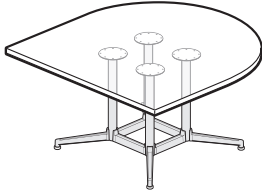
Jive Table — Bridge Base

Racetrack

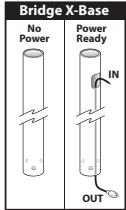
No. of Columns	Height	Depth	Width	Number	① ② ③ ④ ⑤	HPL A		B		Wood A		B	
						J	F	J	F	K	U	K	U
Base — Power Ready — No Cutout													
2	16"(406mm)	30"(762mm)	48"(1219mm)	TCRT-3048-	SNGK1	\$ 1605.29	\$ 1932.19	\$ 1725.50	\$ 2052.40	\$ 2634.58	\$ 3039.65	\$ 2873.85	\$ 3331.04
2			60"(1524mm)	TCRT-3060-	S GK1	1695.86	2086.88	1822.77	2213.79	2921.79	3410.01	3213.61	3766.63
2			72"(1829mm)	TCRT-3072-	S GK1	1787.47	2248.90	1921.08	2382.51	3212.18	3791.71	3557.24	4215.49
2	16"(406mm)	36"(914mm)	60"(1524mm)	TCRT-3660-	S GK1	\$ 1779.46	\$ 2192.32	\$ 1913.07	\$ 2325.93	\$ 3187.63	\$ 3704.17	\$ 3527.35	\$ 4113.01
2			72"(1829mm)	TCRT-3672-	S GK1	1887.33	2372.17	2028.98	2513.82	3529.78	4139.66	3932.01	4625.25
2	20"(508mm)	30"(762mm)	48"(1219mm)	TCRT-3048-	SNGK2	\$ 1685.38	\$ 2012.28	\$ 1805.59	\$ 2132.49	\$ 2714.67	\$ 3119.74	\$ 2953.94	\$ 3411.13
2			60"(1524mm)	TCRT-3060-	S GK2	1775.95	2166.97	1902.86	2293.88	3001.88	3490.10	3293.70	3846.72
2			72"(1829mm)	TCRT-3072-	S GK2	1867.56	2328.99	2001.17	2462.60	3292.27	3871.80	3637.33	4295.58
2	20"(508mm)	36"(914mm)	60"(1524mm)	TCRT-3660-	S GK2	\$ 1859.55	\$ 2272.41	\$ 1993.16	\$ 2406.02	\$ 3267.72	\$ 3784.26	\$ 3607.44	\$ 4193.10
2			72"(1829mm)	TCRT-3672-	S GK2	1967.42	2452.26	2109.07	2593.91	3609.87	4219.75	4012.10	4705.34
2	29"(737mm)	30"(762mm)	48"(1219mm)	TCRT-3048-	SNG 4	\$ 1685.38	\$ 2012.28	\$ 1805.59	\$ 2132.49	\$ 2714.67	\$ 3119.74	\$ 2953.94	\$ 3411.13
2			60"(1524mm)	TCRT-3060-	S G 4	1775.95	2166.97	1902.86	2293.88	3001.88	3490.10	3293.70	3846.72
2			72"(1829mm)	TCRT-3072-	S G 4	1867.56	2328.99	2001.17	2462.60	3292.27	3871.80	3637.33	4295.58
2	29"(737mm)	36"(914mm)	60"(1524mm)	TCRT-3660-	S G 4	\$ 1859.55	\$ 2272.41	\$ 1993.16	\$ 2406.02	\$ 3267.72	\$ 3784.26	\$ 3607.44	\$ 4193.10
2			72"(1829mm)	TCRT-3672-	S G 4	1967.42	2452.26	2109.07	2593.91	3609.87	4219.75	4012.10	4705.34
3	29"(737mm)	42"(1067mm)	84"(2134mm)	TCRT-4284-	SNGK4	\$ 3928.81	\$ 4516.91	\$ 4087.88	\$ 4675.98	\$ 6060.91	\$ 6804.69	\$ 6592.79	\$ 7440.36
3			96"(2438mm)	TCRT-4296-	SNGK4	4055.00	4729.25	4223.45	4897.70	6461.18	7316.65	7066.22	8042.52
3	29"(737mm)	48"(1219mm)	108"(2743mm)	TCRT-48A8-	SNGK4	\$ 4330.88	\$ 5125.67	\$ 4520.77	\$ 5315.56	N/A	N/A	N/A	N/A
3			120"(3048mm)	TCRT-48C0-	S GK4	4475.41	5370.50	4676.02	5571.11	N/A	N/A	N/A	N/A
6	29"(737mm)	54"(1372mm)	96"(2438mm)	TCRT-5496-	S GK4	\$ 4479.88	\$ 5207.24	\$ 4669.77	\$ 5397.13	N/A	N/A	N/A	N/A
6			108"(2743mm)	TCRT-54A8-	S GK4	4639.63	5462.56	4841.58	5664.51	N/A	N/A	N/A	N/A
6			120"(3048mm)	TCRT-54C0-	SNGK4	4800.42	5725.21	5014.43	5939.22	N/A	N/A	N/A	N/A
6			144"(3658mm)	TCRT-54E4-	S GK4	6824.40	8035.83	7062.53	8273.96	N/A	N/A	N/A	N/A
8			180"(4572mm)	TCRT-54J0-	S GK4	7532.33	9124.83	7806.64	9399.14	N/A	N/A	N/A	N/A
8			216"(5486mm)	TCRT-54M6-	S GK4	8164.94	10425.49	8475.43	10735.98	N/A	N/A	N/A	N/A
2	36"(914mm)	30"(762mm)	48"(1219mm)	TCRT-3048-	SNGK6	\$ 1725.42	\$ 2052.32	\$ 1845.63	\$ 2172.53	\$ 2754.71	\$ 3159.78	\$ 2993.98	\$ 3451.17
2			60"(1524mm)	TCRT-3060-	S GK6	1815.99	2207.01	1942.90	2333.92	3041.92	3530.14	3333.74	3886.76
2			72"(1829mm)	TCRT-3072-	S GK6	1907.60	2369.03	2041.21	2502.64	3332.31	3911.84	3677.37	4335.62
2	36"(914mm)	36"(914mm)	60"(1524mm)	TCRT-3660-	S GK6	\$ 1899.59	\$ 2312.45	\$ 2033.20	\$ 2446.06	\$ 3307.76	\$ 3824.30	\$ 3647.48	\$ 4233.14
2			72"(1829mm)	TCRT-3672-	S GK6	2007.46	2492.30	2149.11	2633.95	3649.91	4259.79	4052.14	4745.38
2	42"(1067mm)	30"(762mm)	48"(1219mm)	TCRT-3048-	S G 7	\$ 1765.47	\$ 2092.37	\$ 1885.68	\$ 2212.58	\$ 2794.76	\$ 3199.83	\$ 3034.03	\$ 3491.22
2			60"(1524mm)	TCRT-3060-	S G 7	1856.04	2247.06	1982.95	2373.97	3081.97	3570.19	3373.79	3926.81
2			72"(1829mm)	TCRT-3072-	S G 7	1947.65	2409.08	2081.26	2542.69	3372.36	3951.89	3717.42	4375.67
2	42"(1067mm)	36"(914mm)	60"(1524mm)	TCRT-3660-	S G 7	\$ 1939.64	\$ 2352.50	\$ 2073.25	\$ 2486.11	\$ 3347.81	\$ 3864.35	\$ 3687.53	\$ 4273.19
2			72"(1829mm)	TCRT-3672-	S G 7	2047.51	2532.35	2189.16	2674.00	3689.96	4299.84	4092.19	4785.43

Jive Table — Bridge Base

Half Racetrack



TOHT-SNG
Class JV



Features

- Includes 1.18"(30mm) thick standard top, base, adjustable glides or casters and hardware.
- Standard table heights are 29"(737mm) and 42"(1067mm).
- High-Pressure Laminate (HPL) top with knife edge or 3mm edgeband edges or wood veneer top with 3mm wood edgeband or knife edge.
- Casters:
 - Four locking casters with 0.625"(16mm) adjustment.
 - Standard in black.
- Glides:
 - 0.625"(16mm) adjustment.
 - Standard in black.
- Casters and glides are not interchangeable.
- Ships unassembled.

Specification Tips

- Edge choice allows a flat seam between tables.
- **Specifying a cutout does not automatically include a Power Ready base.**
- Factory installed cutout available on 54"(1372mm) and 60"(1524mm) deep tables:
 - Specify the (F) option for a Center, Single-Sided/4 outlet Flip Top Unit
 - Specify the (J) option for a Center, Single-Sided/6 outlet Flip Top Unit
 - Specify the (M) option for a Center, Double-Sided/8 outlet Flip Top Unit (only available on 60"(1524mm) deep tables)
- Power Ready Base:
 - Allows for cord management through one of the Bridge Base Base columns.
 - Tables with two column Powered leg location is determined during installation.
 - Tables with 54"(1372mm) and 60"(1524mm) depths will have 4 columns.
 - Powered leg location is determined during installation.**
 - Casters and Glides:
 - Specify the (J) option for Casters on the Power Ready base (only available with two column tables 29"(737mm) or 42"(1067mm)H)
 - Specify the (K) option for Glides on the Power Ready base
 - Flip Top Unit circuit breaker plug will not fit in the Power Ready Base opening.**
- **Power cord length determines the distance to building power source.**
- Separately specified:
 - Ganging Mechanism - Recommended for use with power between tables.
 - Horizontal and Vertical Wire Management
 - Power and Data Components
 - Accessories
- Refer to Specification Guide:
 - Accessory placement and compatibility.
 - Seating capacities and leg locations.
 - Information on electrical components compatible with factory cut opening.
 - Power Ready base cable capacity.
- Application may require approval of local authority having jurisdiction (AHJ); ensure compliance before placing orders and installation.

To Order, Specify:

1) Product number, including:

1 Surface Option:

- L** Laminate
- W** Wood

2 Edge Option:

- Laminate:
- J** Edgeband
 - F** Knife

- Wood:
- K** Edgeband
 - U** Knife

3 Cutout:

- N** No Cutout
- F** Center, Single-Sided/4 outlets (add **\$51.51** list)
- J** Center, Single-Sided/6 outlets (add **\$51.51** list)
- M** Center, Double-Sided/8 outlets (add **\$51.51** list)

4 Base and Wire Management Option:

- Base - No Power:
- C** Casters (add **\$25.09** list)
 - G** Glides

- Base - Power Ready:
- J** Casters (add **\$25.09** list)
 - K** Glides

5 Base Finish Option:

- A** Painted
- B** Polished (add **\$71.35** list)

- 2) Laminate surface color or wood finish color.
- 3) Edgeband trim color (laminate only).
- 4) Base trim color.

Note: \$70.82 upcharge list for Metallic trim colors.

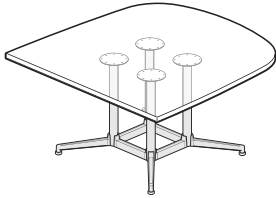
Jive Table — Bridge Base

Half Racetrack

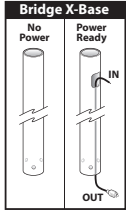
No. of Columns	Height	Depth	Width	Number	① ② ③ ④ ⑤	HPL				Wood			
						A	F	B	F	A	U	B	U
Base — No Power — No Cutout													
2	29"(737mm)	42"(1067mm)	42"(1067mm)	TCHT-4242-	SNG 4	\$ 1804.81	\$ 2173.99	\$ 1826.92	\$ 2196.10	\$ 2485.81	\$ 3000.81	\$ 2669.56	\$ 3254.45
2		48"(1219mm)	48"(1219mm)	TCHT-4848-	SNG 4	1932.01	2344.87	1964.17	2377.03	2890.09	3595.23	3146.89	3953.35
4		54"(1372mm)	54"(1372mm)	TCHT-5454-	S GG4	2075.21	2531.75	2118.76	2575.30	3345.33	4272.01	3684.28	4749.07
4		60"(1524mm)	60"(1524mm)	TCHT-6060-	S GG4	2234.41	2734.63	2290.69	2790.91	3851.53	5032.18	4281.73	5642.83
2	42"(1067mm)	42"(1067mm)	42"(1067mm)	TCHT-4242-	SNG 7	\$ 1963.36	\$ 2332.54	\$ 1985.47	\$ 2354.65	\$ 2644.36	\$ 3159.36	\$ 2828.11	\$ 3413.00
2		48"(1219mm)	48"(1219mm)	TCHT-4848-	SNG 7	2090.56	2503.42	2122.72	2535.58	3048.64	3753.78	3305.44	4111.90
4		54"(1372mm)	54"(1372mm)	TCHT-5454-	S GG7	2233.76	2690.30	2277.31	2733.85	N/A	N/A	N/A	N/A
4		60"(1524mm)	60"(1524mm)	TCHT-6060-	S GG7	2392.96	2893.18	2449.24	2949.46	N/A	N/A	N/A	N/A
Base — Power Ready — No Cutout													
2	29"(737mm)	42"(1067mm)	42"(1067mm)	TCHT-4242-	SNG 4	\$ 1835.29	\$ 2204.47	\$ 1857.40	\$ 2226.58	\$ 2516.29	\$ 3031.29	\$ 2700.04	\$ 3284.93
2		48"(1219mm)	48"(1219mm)	TCHT-4848-	SNG 4	1962.49	2375.35	1994.65	2407.51	2920.57	3625.71	3177.37	3983.83
4		54"(1372mm)	54"(1372mm)	TCHT-5454-	S GK4	2105.69	2562.23	2149.24	2605.78	3375.81	4302.49	3714.76	4779.55
4		60"(1524mm)	60"(1524mm)	TCHT-6060-	S GK4	2264.89	2765.11	2321.17	2821.39	3882.01	5062.66	4312.21	5673.31
2	42"(1067mm)	42"(1067mm)	42"(1067mm)	TCHT-4242-	SNG 7	\$ 1993.84	\$ 2363.02	\$ 2015.95	\$ 2385.13	\$ 2674.84	\$ 3189.84	\$ 2858.59	\$ 3443.48
2		48"(1219mm)	48"(1219mm)	TCHT-4848-	SNG 7	2121.04	2533.90	2153.20	2566.06	3079.12	3784.26	3335.92	4142.38
4		54"(1372mm)	54"(1372mm)	TCHT-5454-	S GK7	2264.24	2720.78	2307.79	2764.33	N/A	N/A	N/A	N/A
4		60"(1524mm)	60"(1524mm)	TCHT-6060-	S GK7	2423.44	2923.66	2479.72	2979.94	N/A	N/A	N/A	N/A

Jive Table — Bridge Base

Half Pebble



TOHP-SNG
Class JV



Features

- Includes 1.18”(30mm) thick standard top, base, adjustable glides or casters and hardware.
- Standard table heights are 29”(737mm) and 42”(1067mm).
- High-Pressure Laminate (HPL) top with knife edge or 3mm edgeband edges or wood veneer top with 3mm wood edgeband or knife edge.
- Casters:
 - Four locking casters with 0.625”(16mm) adjustment.
 - Standard in black.
- Glides:
 - 0.625”(16mm) adjustment.
 - Standard in black.
- Casters and glides are not interchangeable.
- Ships unassembled.

Specification Tips

- Edge choice allows a flat seam between tables.
- **Specifying a cutout does not automatically include a Power Ready base.**
- Factory installed cutout available on 54”(1372mm) and 60”(1524mm) deep tables:
 - Specify the (F) option for a Center, Single-Sided/4 outlet Flip Top Unit
 - Specify the (J) option for a Center, Single-Sided/6 outlet Flip Top Unit
 - Specify the (M) option for a Center, Double-Sided/8 outlet Flip Top Unit (only available on 60”(1524mm) deep tables)
- Power Ready Base:
 - Allows for cord management through one of the Bridge Base Base columns.
 - Tables with two column Powered leg location is determined during installation.
 - Tables with 54”(1372mm) and 60”(1524mm) depths will have 4 columns. Powered leg location is determined during installation.
 - Casters and Glides:
 - Specify the (J) option for Casters on the Power Ready base (only available with two column tables 29”(737mm) or 42”(1067mm)H)
 - Specify the (K) option for Glides on the Power Ready base
 - Flip Top Unit circuit breaker plug will not fit in the Power Ready Base opening.**
- **Power cord length determines the distance to building power source.**
- Separately specified:
 - Ganging Mechanism - Recommended for use with power between tables.
 - Horizontal and Vertical Wire Management
 - Power and Data Components
 - Accessories
- Refer to Specification Guide:
 - Accessory placement and compatibility.
 - Seating capacities and leg locations.
 - Information on electrical components compatible with factory cut opening.
 - Power Ready base cable capacity.
- Application may require approval of local authority having jurisdiction (AHJ); ensure compliance before placing orders and installation.

To Order, Specify:

1) Product number, including:

1 Surface Option:

- L** Laminate
- W** Wood

2 Edge Option:

- Laminate:
- J** Edgeband
 - F** Knife

- Wood:
- K** Edgeband
 - U** Knife

3 Cutout:

- N** No Cutout
- F** Center, Single-Sided/4 outlets (add **\$51.51** list)
- J** Center, Single-Sided/6 outlets (add **\$51.51** list)
- M** Center, Double-Sided/8 outlets (add **\$51.51** list)

4 Base and Wire Management Option:

- Base - No Power:
- C** Casters (add **\$25.09** list)
 - G** Glides

- Base - Power Ready:
- J** Casters (add **\$25.09** list)
 - K** Glides

5 Base Finish Option:

- A** Painted
- B** Polished (add **\$71.35** list)

- 2) Laminate surface color or wood finish color.
- 3) Edgeband trim color (laminate only).
- 4) Base trim color.

Note: \$70.82 upcharge list for Metallic trim colors.

Jive Table — Bridge Base

Half Pebble

No. of Columns	Height	Depth	Width	Number	① ② ③ ④ ⑤	HPL		B		Wood		B			
						A	F	J	F	A	U	K	U		
Base — No Power — No Cutout															
2	29"(737mm)	42"(1067mm)	42"(1067mm)	TCHP-4242-	■ ■ ■ ■ ■	SNG	4	\$ 1804.81	\$ 2173.99	\$ 1826.92	\$ 2196.10	\$ 2485.81	\$ 3000.81	\$ 2669.56	\$ 3254.45
2		48"(1219mm)	48"(1219mm)	TCHP-4848-	■ ■ ■ ■ ■	SNG	4	1932.01	2344.87	1964.17	2377.03	2890.09	3595.23	3146.89	3953.35
4		54"(1372mm)	54"(1372mm)	TCHP-5454-	■ ■ ■ ■ ■	S	G 4	2075.21	2531.75	2118.76	2575.30	N/A	N/A	N/A	N/A
4		60"(1524mm)	60"(1524mm)	TCHP-6060-	■ ■ ■ ■ ■	S	G 4	2234.41	2734.63	2290.69	2790.91	N/A	N/A	N/A	N/A
2	42"(1067mm)	42"(1067mm)	42"(1067mm)	TCHP-4242-	■ ■ ■ ■ ■	SNG	7	\$ 1963.36	\$ 2332.54	\$ 1985.47	\$ 2354.65	\$ 2644.36	\$ 3159.36	\$ 2828.11	\$ 3413.00
2		48"(1219mm)	48"(1219mm)	TCHP-4848-	■ ■ ■ ■ ■	SNG	7	2090.56	2503.42	2122.72	2535.58	3048.64	3753.78	3305.44	4111.90
4		54"(1372mm)	54"(1372mm)	TCHP-5454-	■ ■ ■ ■ ■	S	G 7	2233.76	2690.30	2277.31	2733.85	N/A	N/A	N/A	N/A
4		60"(1524mm)	60"(1524mm)	TCHP-6060-	■ ■ ■ ■ ■	S	G 7	2392.96	2893.18	2449.24	2949.46	N/A	N/A	N/A	N/A
Base — Power Ready — No Cutout															
2	29"(737mm)	42"(1067mm)	42"(1067mm)	TCHP-4242-	■ ■ ■ ■ ■	SNG	4	\$ 1835.29	\$ 2204.47	\$ 1857.40	\$ 2226.58	\$ 2516.29	\$ 3031.29	\$ 2700.04	\$ 3284.93
2		48"(1219mm)	48"(1219mm)	TCHP-4848-	■ ■ ■ ■ ■	SNG	4	1962.49	2375.35	1994.65	2407.51	2920.57	3625.71	3177.37	3983.83
4		54"(1372mm)	54"(1372mm)	TCHP-5454-	■ ■ ■ ■ ■	S	G 4	2105.69	2562.23	2149.24	2605.78	N/A	N/A	N/A	N/A
4		60"(1524mm)	60"(1524mm)	TCHP-6060-	■ ■ ■ ■ ■	S	G 4	2264.89	2765.11	2321.17	2821.39	N/A	N/A	N/A	N/A
2	42"(1067mm)	42"(1067mm)	42"(1067mm)	TCHP-4242-	■ ■ ■ ■ ■	SNG	7	\$ 1993.84	\$ 2363.02	\$ 2015.95	\$ 2385.13	\$ 2674.84	\$ 3189.84	\$ 2858.59	\$ 3443.48
2		48"(1219mm)	48"(1219mm)	TCHP-4848-	■ ■ ■ ■ ■	SNG	7	2121.04	2533.90	2153.20	2566.06	3079.12	3784.26	3335.92	4142.38
4		54"(1372mm)	54"(1372mm)	TCHP-5454-	■ ■ ■ ■ ■	S	G 7	2264.24	2720.78	2307.79	2764.33	N/A	N/A	N/A	N/A
4		60"(1524mm)	60"(1524mm)	TCHP-6060-	■ ■ ■ ■ ■	S	G 7	2423.44	2923.66	2479.72	2979.94	N/A	N/A	N/A	N/A

Jive Table — Bridge Base

Half Hexagon



TCHX-SNG
Class JV

Features

- Includes 1.18"(30mm) thick standard top, base, adjustable glides or casters and hardware.
- Standard table heights are 29"(737mm) and 42"(1067mm).
- High-Pressure Laminate (HPL) top with knife edge or 3mm edgeband edges or wood veneer top with 3mm wood edgeband or knife edge.
- Casters:
 - Four locking casters with 0.625"(16mm) adjustment.
 - Standard in black.
- Glides:
 - 0.625"(16mm) adjustment.
 - Standard in black.
- Casters and glides are not interchangeable.
- Ships unassembled.

Specification Tips

- Edge choice allows a flat seam between tables.
- **Not available with factory cutout option.**
- Power Ready Base:
 - Allows for cord management through one of the Bridge Base Base columns.
 - Powered leg location is determined during installation.**
 - Casters and Glides:
 - Specify the (J) option for Casters on the Power Ready base (only available with two column tables 29"(737mm) or 42"(1067mm)H)
 - Specify the (K) option for Glides on the Power Ready base
- **Power cord length determines the distance to building power source.**
- Separately specified:
 - Ganging Mechanism - Recommended for use with power between tables.
 - Horizontal and Vertical Wire Management
 - Power and Data Components
 - Accessories
- Refer to Specification Guide:
 - Accessory placement and compatibility.
 - Seating capacities and leg locations.
 - Information on electrical components compatible with factory cut opening.
 - Power Ready base cable capacity.
- Application may require approval of local authority having jurisdiction (AHJ); ensure compliance before placing orders and installation.

To Order, Specify:

1) Product number, including:

1 Surface Option:

- L** Laminate
- W** Wood

2 Edge Option:

- Laminate:
- J** Edgeband
 - F** Knife

- Wood:
- K** Edgeband
 - U** Knife

3 Base and Wire Management Option:

- Base - No Power:
- C** Casters (add **\$25.09** list)
 - G** Glides

- Base - Power Ready:
- J** Casters (add **\$25.09** list)
 - K** Glides

4 Base Finish Option:

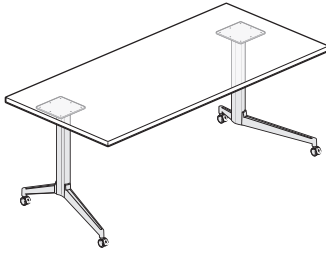
- A** Painted
- B** Polished (add **\$71.35** list)

- 2) Laminate surface color or wood finish color.
- 3) Edgeband trim color (laminated only).
- 4) Base trim color.

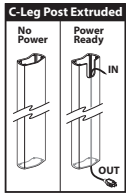
Note: \$70.82 upcharge list for Metallic trim colors.

No. of Columns	Height	Depth	Width	Number	HPL				Wood					
					1	2	3	4	A	F	B	F	A	U
Base — No Power — No Cutout														
2	29"(737mm)	48"(1219mm)	48"(1219mm)	TCHX-4848-	SNG	4	\$ 1932.01	\$2344.87	\$1964.17	\$ 2377.03	\$2890.09	\$3595.23	\$ 3146.89	\$3953.35
2	42"(1067mm)	48"(1219mm)	48"(1219mm)	TCHX-4848-	SNG	7	2090.56	2503.42	2122.72	2535.58	3048.64	3753.78	3305.44	4111.90
Base — Power Ready — No Cutout														
2	29"(737mm)	48"(1219mm)	48"(1219mm)	TCHX-4848-	SNG	4	\$ 1962.49	\$2375.35	\$1994.65	\$ 2407.51	\$2920.57	\$3625.71	\$ 3177.37	\$3983.83
2	42"(1067mm)	48"(1219mm)	48"(1219mm)	TCHX-4848-	SNG	7	2121.04	2533.90	2153.20	2566.06	3079.12	3784.26	3335.92	4142.38

Jive Table — C-Leg — Extruded Rectangle



TORA-SNC
Class JV



Features

- Includes 1.18" (30mm) thick standard top, base, adjustable glides or casters and hardware.
- Standard table heights are 29" (737mm) and 42" (1067mm).
- Laminate or wood top with 3mm edgeband on user edge and 1mm edgeband on remaining sides, or knife edge on user edge and 1mm edgeband on sides and back.
- Optional Belong Hatch cutout:
 - Laminate tops only with one cutout.
 - Available on worksurfaces 30" (762mm) D and widths 54" (1372mm), 60" (1524mm), 66" (1676mm) and 72" (1829mm).
 - Requires separately specified Belong Hatch.
 - Refer to Specification Guide for cutout details.
- Casters:
 - Two locking and two non-locking casters with 0.625" (16mm) adjustment.
- Standard in black.
- Glides:
 - 0.625" (16mm) adjustment.
 - Standard in black.
- Casters and glides are not interchangeable.
- Ships unassembled.

Specification Tips

- Edge choice allows a flat seam between tables.
- **Specifying a cutout does not automatically include a Power Ready base.**
- Factory installed cutout is available for:
 - Specify the (A) option for a Center, Single-Sided/2 outlet Flip Top Unit
 - Specify the (F) option for a Center, Single-Sided/4 outlet Flip Top Unit
 - Specify the (J) option for a Center, Single-Sided/6 outlet Flip Top Unit
 - Specify the (H) option for Belong Hatch
- Power Ready Base:
 - Allows for cord management through one of the Extruded C-Legs. Powered leg location determined during installation.
 - Casters and Glides:
 - Specify the (J) option for Casters on the Power Ready base (only available on 29" (737mm) H tables)
 - Specify the (K) option for Glides on the Power Ready base (available on 29" (737mm) and 42" (1067mm) H tables)
 - Flip Top Unit circuit breaker plug will not fit in the Power Ready Base opening.**
- **Power cord length determines the distance to building power source.**
- Separately specified:
 - Ganging Mechanism - Recommended for use with power between tables.
 - Horizontal and Vertical Wire Management
 - Power and Data Components
 - Accessories
- Refer to Specification Guide:
 - Accessory placement and compatibility.
 - Seating capacities and leg locations.
 - Information on electrical components compatible with factory cut opening.
 - Power Ready base cable capacity.
- Application may require approval of local authority having jurisdiction (AHJ); ensure compliance before placing orders and installation.

To Order, Specify:

1) Product number, including:

1 Surface Option:

- L** Laminate
- W** Wood

2 Edge Option:

Laminate:

- J** Edgeband
- F** Knife

Wood:

- K** Edgeband
- U** Knife

3 Cutout:

- N** No Cutout
- A** Center, Single-Sided/2 outlets (add **\$51.51** list)
- F** Center, Single-Sided/4 outlets (add **\$51.51** list)
- J** Center, Single-Sided/6 outlets (add **\$51.51** list)
- H** Belong Hatch

4 Base and Wire Management Option:

Base - No Power:

- C** Casters (add **\$25.09** list) (29" (737mm) Height Only)
- G** Glides

Base - Power Ready:

- J** Casters (add **\$25.09** list) (29" (737mm) Height Only)
- K** Glides

5 Base Finish Option:

- A** Painted
- B** Polished (add **\$71.35** list)

2) Laminate surface color or wood finish color.

3) Edgeband trim color (laminate only).

4) Base trim color.

Note: \$70.82 upcharge list for Metallic trim colors.

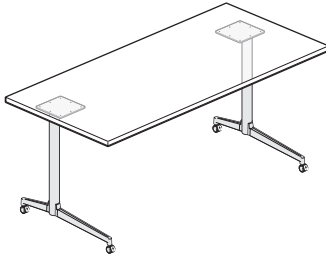
Jive Table — C-Leg — Extruded Rectangle

Height	Depth	Width	Number	①	②	③	④	⑤	HPL		B		Wood		B		U		
									A	F	J	F	A	U	K	U	K	U	
Base — No Power — No Cutout																			
29"(737mm)	24"(610mm)	36"(914mm)	TCRA-2436-	■	■	S	■	C	■	4	\$1037.70	\$ 1288.07	\$ 1147.19	\$ 1397.56	\$ 1761.23	\$2067.07	\$ 1919.30	\$2262.11	
		42"(1067mm)	TCRA-2442-	■	■	S	■	C	■	4	1074.20	1351.92	1186.37	1464.09	1876.97	2218.27	2056.24	2439.93	
		48"(1219mm)	TCRA-2448-	■	■	S	■	C	■	4	1110.97	1417.60	1225.82	1532.45	1993.51	2372.30	2194.16	2621.06	
		54"(1372mm)	TCRA-2454-	■	■	S	■	C	■	4	1148.00	1485.11	1265.53	1602.64	2110.84	2529.17	2333.04	2805.50	
		60"(1524mm)	TCRA-2460-	■	■	S	■	C	■	4	1185.28	1554.46	1305.49	1674.67	2228.97	2688.87	2472.89	2993.27	
		66"(1676mm)	TCRA-2466-	■	■	S	■	C	■	4	1222.82	1625.64	1345.71	1748.53	2347.89	2851.40	2613.71	3184.35	
		72"(1829mm)	TCRA-2472-	■	■	S	■	C	■	4	1260.63	1698.65	1386.20	1824.22	2467.61	3016.77	2755.49	3378.75	
		30"(762mm)	36"(914mm)	TCRA-3036-	■	■	S	■	C	■	4	\$1088.78	\$ 1357.84	\$1202.29	\$ 1471.35	\$ 1923.56	\$2253.64	\$ 2110.98	\$ 2481.74
		42"(1067mm)	TCRA-3042-	■	■	S	■	C	■	4	1133.41	1430.61	1250.27	1547.47	2065.18	2431.74	2278.44	2691.24	
		48"(1219mm)	TCRA-3048-	■	■	S	■	C	■	4	1178.31	1505.21	1298.52	1625.42	2207.60	2612.67	2446.87	2904.06	
54"(1372mm)	TCRA-3054-	■	■	S	■	C	■	4	1223.47	1581.64	1347.03	1705.20	2350.81	2796.43	2616.27	3120.20			
60"(1524mm)	TCRA-3060-	■	■	S	■	C	■	4	1268.88	1659.90	1395.79	1786.81	2494.81	2983.03	2786.63	3339.65			
66"(1676mm)	TCRA-3066-	■	■	S	■	C	■	4	1314.55	1739.99	1444.81	1870.25	2639.61	3172.46	2957.96	3562.42			
72"(1829mm)	TCRA-3072-	■	■	S	■	C	■	4	1360.49	1821.92	1494.10	1955.53	2785.20	3364.73	3130.26	3788.51			
42"(1067mm)	24"(610mm)	36"(914mm)	TCRA-2436-	■	■	S	■	CG7	■	\$1342.01	\$ 1592.38	\$ 1451.50	\$ 1701.87	\$2065.54	\$ 2371.38	\$ 2223.61	\$2566.42		
		42"(1067mm)	TCRA-2442-	■	■	S	■	CG7	■	1378.51	1656.23	1490.68	1768.40	2181.28	2522.58	2360.55	2744.24		
		48"(1219mm)	TCRA-2448-	■	■	S	■	CG7	■	1415.28	1721.91	1530.13	1836.76	2297.82	2676.61	2498.47	2925.37		
		54"(1372mm)	TCRA-2454-	■	■	S	■	CG7	■	1452.31	1789.42	1569.84	1906.95	2415.15	2833.48	2637.35	3109.81		
		60"(1524mm)	TCRA-2460-	■	■	S	■	CG7	■	1489.59	1858.77	1609.80	1978.98	2533.28	2993.18	2777.20	3297.58		
		66"(1676mm)	TCRA-2466-	■	■	S	■	CG7	■	1527.13	1929.95	1650.02	2052.84	2652.20	3155.71	2918.02	3488.66		
		72"(1829mm)	TCRA-2472-	■	■	S	■	CG7	■	1564.94	2002.96	1690.51	2128.53	2771.92	3321.08	3059.80	3683.06		
		30"(762mm)	36"(914mm)	TCRA-3036-	■	■	S	■	CG7	■	\$1393.09	\$ 1662.15	\$1506.60	\$ 1775.66	\$ 2227.87	\$ 2557.95	\$ 2415.29	\$ 2786.05	
		42"(1067mm)	TCRA-3042-	■	■	S	■	CG7	■	1437.72	1734.92	1554.58	1851.78	2369.49	2736.05	2582.75	2995.55		
		48"(1219mm)	TCRA-3048-	■	■	S	■	CG7	■	1482.62	1809.52	1602.83	1929.73	2511.91	2916.98	2751.18	3208.37		
54"(1372mm)	TCRA-3054-	■	■	S	■	CG7	■	1527.78	1885.95	1651.34	2009.51	2655.12	3100.74	2920.58	3424.51				
60"(1524mm)	TCRA-3060-	■	■	S	■	CG7	■	1573.19	1964.21	1700.10	2091.12	2799.12	3287.34	3090.94	3643.96				
66"(1676mm)	TCRA-3066-	■	■	S	■	CG7	■	1618.86	2044.30	1749.12	2174.56	2943.92	3476.77	3262.27	3866.73				
72"(1829mm)	TCRA-3072-	■	■	S	■	CG7	■	1664.80	2126.23	1798.41	2259.84	3089.51	3669.04	3434.57	4092.82				

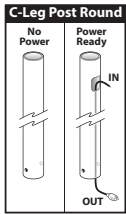
Jive Table — C-Leg — Extruded Rectangle

Height	Depth	Width	Number	①	②	③	④	⑤	HPL		B		Wood		B		U	
									A	F	J	F	A	U	K	U	K	U
Base — Power Ready — No Cutout																		
29"(737mm)	24"(610mm)	36"(914mm)	TCRA-2436-	■	S	■	C	■	4	\$1068.18	\$ 1318.55	\$ 1177.67	\$ 1428.04	\$ 1791.71	\$ 2097.55	\$ 1949.78	\$ 2292.59	
		42"(1067mm)	TCRA-2442-	■	S	■	C	■	4	1104.68	1382.40	1216.85	1494.57	1907.45	2248.75	2086.72	2470.41	
		48"(1219mm)	TCRA-2448-	■	S	■	C	■	4	1141.45	1448.08	1256.30	1562.93	2023.99	2402.78	2224.64	2651.54	
		54"(1372mm)	TCRA-2454-	■	S	■	C	■	4	1178.48	1515.59	1296.01	1633.12	2141.32	2559.65	2363.52	2835.98	
		60"(1524mm)	TCRA-2460-	■	S	■	C	■	4	1215.76	1584.94	1335.97	1705.15	2259.45	2719.35	2503.37	3023.75	
		66"(1676mm)	TCRA-2466-	■	S	■	C	■	4	1253.30	1656.12	1376.19	1779.01	2378.37	2881.88	2644.19	3214.83	
		72"(1829mm)	TCRA-2472-	■	S	■	C	■	4	1291.11	1729.13	1416.68	1854.70	2498.09	3047.25	2785.97	3409.23	
	30"(762mm)	36"(914mm)	TCRA-3036-	■	S	■	C	■	4	\$ 1119.26	\$ 1388.32	\$ 1232.77	\$ 1501.83	\$ 1954.04	\$ 2284.12	\$ 2141.46	\$ 2512.22	
		42"(1067mm)	TCRA-3042-	■	S	■	C	■	4	1163.89	1461.09	1280.75	1577.95	2095.66	2462.22	2308.92	2721.72	
		48"(1219mm)	TCRA-3048-	■	S	■	C	■	4	1208.79	1535.69	1329.00	1655.90	2238.08	2643.15	2477.35	2934.54	
		54"(1372mm)	TCRA-3054-	■	S	■	C	■	4	1253.95	1612.12	1377.51	1735.68	2381.29	2826.91	2646.75	3150.68	
		60"(1524mm)	TCRA-3060-	■	S	■	C	■	4	1299.36	1690.38	1426.27	1817.29	2525.29	3013.51	2817.11	3370.13	
		66"(1676mm)	TCRA-3066-	■	S	■	C	■	4	1345.03	1770.47	1475.29	1900.73	2670.09	3202.94	2988.44	3592.90	
		72"(1829mm)	TCRA-3072-	■	S	■	C	■	4	1390.97	1852.40	1524.58	1986.01	2815.68	3395.21	3160.74	3818.99	
42"(1067mm)	24"(610mm)	36"(914mm)	TCRA-2436-	■	S	■	CK	■	7	\$1372.49	\$ 1622.86	\$ 1481.98	\$ 1732.35	\$ 2096.02	\$ 2401.86	\$ 2254.09	\$ 2596.90	
		42"(1067mm)	TCRA-2442-	■	S	■	CK	■	7	1408.99	1686.71	1521.16	1798.88	2211.76	2553.06	2391.03	2774.72	
		48"(1219mm)	TCRA-2448-	■	S	■	CK	■	7	1445.76	1752.39	1560.61	1867.24	2328.30	2707.09	2528.95	2955.85	
		54"(1372mm)	TCRA-2454-	■	S	■	CK	■	7	1482.79	1819.90	1600.32	1937.43	2445.63	2863.96	2667.83	3140.29	
		60"(1524mm)	TCRA-2460-	■	S	■	CK	■	7	1520.07	1889.25	1640.28	2009.46	2563.76	3023.66	2807.68	3328.06	
		66"(1676mm)	TCRA-2466-	■	S	■	CK	■	7	1557.61	1960.43	1680.50	2083.32	2682.68	3186.19	2948.50	3519.14	
		72"(1829mm)	TCRA-2472-	■	S	■	CK	■	7	1595.42	2033.44	1720.99	2159.01	2802.40	3351.56	3090.28	3713.54	
	30"(762mm)	36"(914mm)	TCRA-3036-	■	S	■	CK	■	7	\$1423.57	\$ 1692.63	\$ 1537.08	\$ 1806.14	\$ 2258.35	\$ 2588.43	\$ 2445.77	\$ 2816.53	
		42"(1067mm)	TCRA-3042-	■	S	■	CK	■	7	1468.20	1765.40	1585.06	1882.26	2399.97	2766.53	2613.23	3026.03	
		48"(1219mm)	TCRA-3048-	■	S	■	CK	■	7	1513.10	1840.00	1633.31	1960.21	2542.39	2947.46	2781.66	3238.85	
		54"(1372mm)	TCRA-3054-	■	S	■	CK	■	7	1558.26	1916.43	1681.82	2039.99	2685.60	3131.22	2951.06	3454.99	
		60"(1524mm)	TCRA-3060-	■	S	■	CK	■	7	1603.67	1994.69	1730.58	2121.60	2829.60	3317.82	3121.42	3674.44	
		66"(1676mm)	TCRA-3066-	■	S	■	CK	■	7	1649.34	2074.78	1779.60	2205.04	2974.40	3507.25	3292.75	3897.21	
		72"(1829mm)	TCRA-3072-	■	S	■	CK	■	7	1695.28	2156.71	1828.89	2290.32	3119.99	3699.52	3465.05	4123.30	

Jive Table — C-Leg — Round Rectangle



TORA-SNB
Class JV



Features

- Includes 1.18" (30mm) thick standard top, base, adjustable glides or casters and hardware.
- Standard table heights are 29" (737mm) and 42" (1067mm).
- Laminate or wood top with 3mm edgeband on user edge and 1mm edgeband on remaining sides, or knife edge on user edge and 1mm edgeband on sides and back.
- Optional Belong Hatch cutout:
 - Laminate tops only with one cutout.
 - Available on worksurfaces 54" (1372mm), 60" (1524mm), 66" (1676mm) and 72" (1829mm).
 - Requires separately specified Belong Hatch.
 - Refer to Specification Guide for cutout details.
- Casters:
 - Two locking and two non-locking casters.
 - Standard in black.
- Glides:
 - 0.625" (16mm) adjustment.
 - Standard in black.
- Casters and glides are not interchangeable.
- Ships unassembled.

Specification Tips

- Edge choice allows a flat seam between tables.
- **Specifying a cutout does not automatically include a Power Ready base.**
- Factory installed cutout is available for:
 - Specify the (A) option for a Center, Single-Sided/2 outlet Flip Top Unit
 - Specify the (F) option for a Center, Single-Sided/4 outlet Flip Top Unit
 - Specify the (J) option for a Center, Single-Sided/6 outlet Flip Top Unit
 - Specify the (H) option for Belong Hatch
- Power Ready Base:
 - Allows for cord management through one of the Round C-Legs. Powered leg location determined during installation.
 - Casters and Glides:
 - Specify the (J) option for Casters on the Power Ready base (only available on 29" (737mm)H tables)
 - Specify the (K) option for Glides on the Power Ready base (available on 29" (737mm) and 42" (1067mm)H tables)
 - Flip Top Unit circuit breaker plug will not fit in the Power Ready Base opening.**
- **Power cord length determines the distance to building power source.**
- Separately specified:
 - Ganging Mechanism - Recommended for use with power between tables.
 - Horizontal and Vertical Wire Management
 - Power and Data Components
 - Accessories
- Refer to Specification Guide:
 - Accessory placement and compatibility.
 - Seating capacities and leg locations.
 - Information on electrical components compatible with factory cut opening.
 - Power Ready base cable capacity.
- Application may require approval of local authority having jurisdiction (AHJ); ensure compliance before placing orders and installation.

To Order, Specify:

1) Product number, including:

1 Surface Option:

- L** Laminate
- W** Wood

2 Edge Option:

Laminate:

- J** Edgeband
- F** Knife

Wood:

- K** Edgeband
- U** Knife

3 Cutout:

- N** No Cutout
- A** Center, Single-Sided/2 outlets (add **\$51.51** list)
- F** Center, Single-Sided/4 outlets (add **\$51.51** list)
- J** Center, Single-Sided/6 outlets (add **\$51.51** list)
- H** Belong Hatch

4 Base Foot and Wire Management:

Base - No Power:

- C** Casters (add **\$25.09** list) (29" (737mm) Height Only)
- G** Glides

Base - Power Ready:

- J** Casters (add **\$25.09** list) (29" (737mm) Height Only)
- K** Glides

5 Base Foot Finish Option:

- A** Painted
- B** Polished (add **\$71.35** list)

2) Laminate surface color or wood finish color.

3) Edgeband trim color (laminate only).

4) Base trim color.

Note: \$70.82 upcharge list for Metallic trim colors.

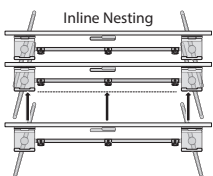
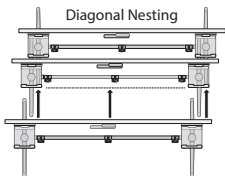
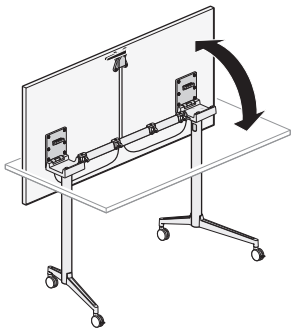
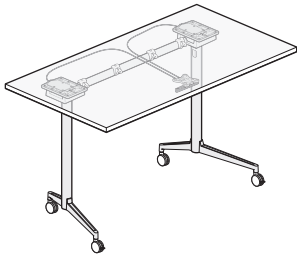
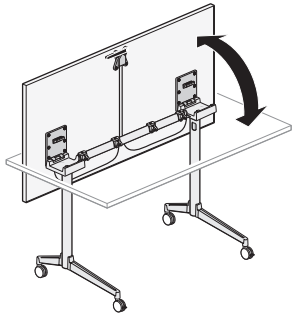
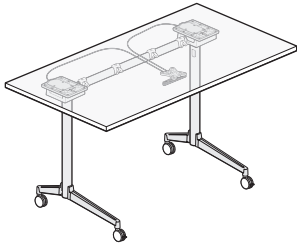
Jive Table — C-Leg — Round Rectangle

Height	Depth	Width	Distributed Load Capacity	Number	TCRA-XXXX- S B 4	HPL				Wood								
						A	F	B	F	A	U	B	U					
Base — No Power — No Cutout											J	F	J	F	K	U	K	U
29"(737mm)	24"(610mm)	36"(914mm)	144	TCRA-2436-	S B 4	\$ 813.22	\$1063.59	\$ 922.71	\$ 1173.08	\$ 1536.75	\$ 1842.59	\$ 1694.82	\$ 2037.63					
		42"(1067mm)	158	TCRA-2442-	S B 4	849.72	1127.44	961.89	1239.61	1652.49	1993.79	1831.76	2215.45					
		48"(1219mm)	173	TCRA-2448-	S B 4	886.49	1193.12	1001.34	1307.97	1769.03	2147.82	1969.68	2396.58					
		54"(1372mm)	187	TCRA-2454-	S B 4	923.52	1260.63	1041.05	1378.16	1886.36	2304.69	2108.56	2581.02					
		60"(1524mm)	202	TCRA-2460-	S B 4	960.80	1329.98	1081.01	1450.19	2004.49	2464.39	2248.41	2768.79					
		66"(1676mm)	216	TCRA-2466-	S B 4	998.34	1401.16	1121.23	1524.05	2123.41	2626.92	2389.23	2959.87					
		72"(1829mm)	230	TCRA-2472-	S B 4	1036.15	1474.17	1161.72	1599.74	2243.13	2792.29	2531.01	3154.27					
	30"(762mm)	36"(914mm)	158	TCRA-3036-	S B 4	\$ 864.30	\$ 1133.36	\$ 977.81	\$ 1246.87	\$ 1699.08	\$ 2029.16	\$ 1886.50	\$ 2257.26					
		42"(1067mm)	173	TCRA-3042-	S B 4	908.93	1206.13	1025.79	1322.99	1840.70	2207.26	2053.96	2466.76					
		48"(1219mm)	187	TCRA-3048-	S B 4	953.83	1280.73	1074.04	1400.94	1983.12	2388.19	2222.39	2679.58					
		54"(1372mm)	202	TCRA-3054-	S B 4	998.99	1357.16	1122.55	1480.72	2126.33	2571.95	2391.79	2895.72					
		60"(1524mm)	216	TCRA-3060-	S B 4	1044.40	1435.42	1171.31	1562.33	2270.33	2758.55	2562.15	3115.17					
		66"(1676mm)	230	TCRA-3066-	S B 4	1090.07	1515.51	1220.33	1645.77	2415.13	2947.98	2733.48	3337.94					
		72"(1829mm)	245	TCRA-3072-	S B 4	1136.01	1597.44	1269.62	1731.05	2560.72	3140.25	2905.78	3564.03					
42"(1067mm)	24"(610mm)	36"(914mm)	144	TCRA-2436-	S BG7	\$ 1117.50	\$ 1367.87	\$ 1226.99	\$ 1477.36	\$ 1841.03	\$ 2146.87	\$ 1999.10	\$ 2341.91					
		42"(1067mm)	158	TCRA-2442-	S BG7	1154.00	1431.72	1266.17	1543.89	1956.77	2298.07	2136.04	2519.73					
		48"(1219mm)	173	TCRA-2448-	S BG7	1190.77	1497.40	1305.62	1612.25	2073.31	2452.10	2273.96	2700.86					
		54"(1372mm)	187	TCRA-2454-	S BG7	1227.80	1564.91	1345.33	1682.44	2190.64	2608.97	2412.84	2885.30					
		60"(1524mm)	202	TCRA-2460-	S BG7	1265.08	1634.26	1385.29	1754.47	2308.77	2768.67	2552.69	3073.07					
		66"(1676mm)	216	TCRA-2466-	S BG7	1302.62	1705.44	1425.51	1828.33	2427.69	2931.20	2693.51	3264.15					
		72"(1829mm)	230	TCRA-2472-	S BG7	1340.43	1778.45	1466.00	1904.02	2547.41	3096.57	2835.29	3458.55					
	30"(762mm)	36"(914mm)	158	TCRA-3036-	S BG7	\$ 1168.58	\$ 1437.64	\$ 1282.09	\$ 1551.15	\$ 2003.36	\$ 2333.44	\$ 2190.78	\$ 2561.54					
		42"(1067mm)	173	TCRA-3042-	S BG7	1213.21	1510.41	1330.07	1627.27	2144.98	2511.54	2358.24	2771.04					
		48"(1219mm)	187	TCRA-3048-	S BG7	1258.11	1585.01	1378.32	1705.22	2287.40	2692.47	2526.67	2983.86					
		54"(1372mm)	202	TCRA-3054-	S BG7	1303.27	1661.44	1426.83	1785.00	2430.61	2876.23	2696.07	3200.00					
		60"(1524mm)	216	TCRA-3060-	S BG7	1348.68	1739.70	1475.59	1866.61	2574.61	3062.83	2866.43	3419.45					
		66"(1676mm)	230	TCRA-3066-	S BG7	1394.35	1819.79	1524.61	1950.05	2719.41	3252.26	3037.76	3642.22					
		72"(1829mm)	245	TCRA-3072-	S BG7	1440.29	1901.72	1573.90	2035.33	2865.00	3444.53	3210.06	3868.31					

Jive Table — C-Leg — Round Rectangle

Height	Depth	Width	Distributed Load Capacity	Number	TCRA-XXXX-	HPL					Wood					
						1	2	3	4	5	A	F	B	F	A	U
Base — Power Ready — No Cutout																
29"(737mm)	24"(610mm)	36"(914mm)	144	TCRA-2436-	S	B	4	\$ 843.70	\$1094.07	\$ 953.19	\$ 1203.56	\$ 1567.23	\$ 1873.07	\$ 1725.30	\$2068.11	
		42"(1067mm)	158	TCRA-2442-	S	B	4	880.20	1157.92	992.37	1270.09	1682.97	2024.27	1862.24	2245.93	
		48"(1219mm)	173	TCRA-2448-	S	B	4	916.97	1223.60	1031.82	1338.45	1799.51	2178.30	2000.16	2427.06	
		54"(1372mm)	187	TCRA-2454-	S	B	4	954.00	1291.11	1071.53	1408.64	1916.84	2335.17	2139.04	2611.50	
		60"(1524mm)	202	TCRA-2460-	S	B	4	991.28	1360.46	1111.49	1480.67	2034.97	2494.87	2278.89	2799.27	
		66"(1676mm)	216	TCRA-2466-	S	B	4	1028.82	1431.64	1151.71	1554.53	2153.89	2657.40	2419.71	2990.35	
		72"(1829mm)	230	TCRA-2472-	S	B	4	1066.63	1504.65	1192.20	1630.22	2273.61	2822.77	2561.49	3184.75	
	30"(762mm)	36"(914mm)	158	TCRA-3036-	S	B	4	\$ 894.78	\$ 1163.84	\$1008.29	\$ 1277.35	\$ 1729.56	\$2059.64	\$ 1916.98	\$ 2287.74	
		42"(1067mm)	173	TCRA-3042-	S	B	4	939.41	1236.61	1056.27	1353.47	1871.18	2237.74	2084.44	2497.24	
		48"(1219mm)	187	TCRA-3048-	S	B	4	984.31	1311.21	1104.52	1431.42	2013.60	2418.67	2252.87	2710.06	
		54"(1372mm)	202	TCRA-3054-	S	B	4	1029.47	1387.64	1153.03	1511.20	2156.81	2602.43	2422.27	2926.20	
		60"(1524mm)	216	TCRA-3060-	S	B	4	1074.88	1465.90	1201.79	1592.81	2300.81	2789.03	2592.63	3145.65	
		66"(1676mm)	230	TCRA-3066-	S	B	4	1120.55	1545.99	1250.81	1676.25	2445.61	2978.46	2763.96	3368.42	
		72"(1829mm)	245	TCRA-3072-	S	B	4	1166.49	1627.92	1300.10	1761.53	2591.20	3170.73	2936.26	3594.51	
42"(1067mm)	24"(610mm)	36"(914mm)	144	TCRA-2436-	S	BK7		\$ 1147.98	\$1398.35	\$ 1257.47	\$ 1507.84	\$ 1871.51	\$ 2177.35	\$2029.58	\$ 2372.39	
		42"(1067mm)	158	TCRA-2442-	S	BK7		1184.48	1462.20	1296.65	1574.37	1987.25	2328.55	2166.52	2550.21	
		48"(1219mm)	173	TCRA-2448-	S	BK7		1221.25	1527.88	1336.10	1642.73	2103.79	2482.58	2304.44	2731.34	
		54"(1372mm)	187	TCRA-2454-	S	BK7		1258.28	1595.39	1375.81	1712.92	2221.12	2639.45	2443.32	2915.78	
		60"(1524mm)	202	TCRA-2460-	S	BK7		1295.56	1664.74	1415.77	1784.95	2339.25	2799.15	2583.17	3103.55	
		66"(1676mm)	216	TCRA-2466-	S	BK7		1333.10	1735.92	1455.99	1858.81	2458.17	2961.68	2723.99	3294.63	
		72"(1829mm)	230	TCRA-2472-	S	BK7		1370.91	1808.93	1496.48	1934.50	2577.89	3127.05	2865.77	3489.03	
	30"(762mm)	36"(914mm)	158	TCRA-3036-	S	BK7		\$ 1199.06	\$1468.12	\$ 1312.57	\$ 1581.63	\$2033.84	\$2363.92	\$ 2221.26	\$ 2592.02	
		42"(1067mm)	173	TCRA-3042-	S	BK7		1243.69	1540.89	1360.55	1657.75	2175.46	2542.02	2388.72	2801.52	
		48"(1219mm)	187	TCRA-3048-	S	BK7		1288.59	1615.49	1408.80	1735.70	2317.88	2722.95	2557.15	3014.34	
		54"(1372mm)	202	TCRA-3054-	S	BK7		1333.75	1691.92	1457.31	1815.48	2461.09	2906.71	2726.55	3230.48	
		60"(1524mm)	216	TCRA-3060-	S	BK7		1379.16	1770.18	1506.07	1897.09	2605.09	3093.31	2896.91	3449.93	
		66"(1676mm)	230	TCRA-3066-	S	BK7		1424.83	1850.27	1555.09	1980.53	2749.89	3282.74	3068.24	3672.70	
		72"(1829mm)	245	TCRA-3072-	S	BK7		1470.77	1932.20	1604.38	2065.81	2895.48	3475.01	3240.54	3898.79	

Jive Table — C-Leg (Round or Extruded) — Flip Base Rectangle



Features

- Includes 1.18" (30mm) thick top, two C-Leg bases with round or extruded columns, stretcher and hardware
- Nesting Options:
 - Diagonal Nesting (available for round or extruded columns): Provides a compact nesting solution with parallel feet, ensuring a symmetrical look while maximizing legroom.
 - In-Line Nesting (exclusive to round columns): Optimizes storage by allowing tables to nest in a straight line, making efficient use of space.
- Table height is 29" (737mm).
- Laminate or wood top with 3mm edgeband or knife edge on all sides.
- Casters:
 - Two locking and two non-locking casters.
 - Standard in black.
- Glides:
 - 0.625" (16mm) adjustment.
 - Standard in black.
- Casters and glides are not interchangeable.
- Depth and width shown in nominal dimensions.
- Ships unassembled.

Specification Tips

- Specifying a cutout does not automatically include a Power Ready base.**
- Factory installed cutout is available for:
 - Specify the (A) option for a Center, Single-Sided/2 outlet Flip Top Unit
 - Specify the (F) option for a Center, Single-Sided/4 outlet Flip Top Unit
 - Specify the (J) option for a Center, Single-Sided/6 outlet Flip Top Unit
- Power Ready Base:
 - Allows for cord management through one of the C-Leg (Round or Extruded) Base Legs. Powered leg location determined during installation.
 - Casters and Glides:
 - Specify the (L) option for Casters on the Power Ready base (diagonal nesting)
 - Specify the (Q) option for Casters on the Power Ready base (in-line nesting)
 - Specify the (M) option for Glides on the Power Ready base (diagonal nesting)
 - Specify the (R) option for Glides on the Power Ready base (in-line nesting)
- Flip Top Unit circuit breaker plug will not fit in the Power Ready Base opening.**
- Each nested table adds 7.5" (191mm) to the overall depth.
- Power cord length determines the distance to building power source.**
- Separately specified:
 - Ganging Mechanism - Required for use with powered tables.
 - Horizontal and Vertical Wire Management
 - Power and Data Components
 - Accessories
- Refer to Specification Guide:
 - Accessory placement and compatibility.
 - Seating capacities and leg locations.
 - Information on electrical components compatible with factory cut opening.
 - Power Ready base cable capacity.
- Application may require approval of local authority having jurisdiction (AHJ); ensure compliance before placing orders and installation.

To Order, Specify:

1) Product number, including:

1 Surface Option:

- L** Laminate
- W** Wood

2 Edge Option:

- Laminate:
- J** Edgeband
 - F** Knife

- Wood:
- K** Edgeband
 - U** Knife

3 Cutout:

- N** No Cutout
- A** Center, Single-Sided/2 outlets (add **\$51.51** list)
- F** Center, Single-Sided/4 outlets (add **\$51.51** list)
- J** Center, Single-Sided/6 outlets (add **\$51.51** list)

4 Base and Wire Management Option:

Base - Diagonal Nesting (Round or Extruded Base)

- No Power:
- H** Casters (add **\$25.09** list)
 - F** Glides

- Power Ready:
- L** Casters (add **\$25.09** list)
 - M** Glides

Base - Flip Top - In-Line Nesting (Round Base Only)

- No Power:
- O** Casters (add **\$25.09** list)
 - P** Glides

- Power Ready:
- Q** Casters (add **\$25.09** list)
 - R** Glides

5 Base Finish Option:

- A** Painted
- B** Polished (add **\$71.35** list)

- Surface color.
- Edgeband trim color.
- Base trim color.

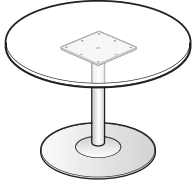
Note: \$70.82 upcharge list for Metallic trim colors.

Jive Table — C-Leg (Round or Extruded) — Flip Base Rectangle

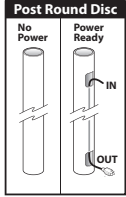
Height	Depth	Width	Distributed Load Capacity	Number	TCRA	HPL					Wood				
						1	2	3	4	5	A	F	B	F	A
Round — Base — No Power — No Cutout															
29"(737mm)	24"(610mm)	48"(1219mm)	173	TCRA-2448-	S	B	4	\$ 1583.58	\$ 1890.21	\$ 1698.43	\$ 2005.06	\$ 2466.12	\$ 2844.91	\$ 2666.77	\$ 3093.67
		60"(1524mm)	202	TCRA-2460-	S	B	4	1657.89	2027.07	1778.10	2147.28	2701.58	3161.48	2945.50	3465.88
		72"(1829mm)	230	TCRA-2472-	S	B	4	1733.24	2171.26	1858.81	2296.83	2940.22	3489.38	3228.10	3851.36
	30"(762mm)	48"(1219mm)	187	TCRA-3048-	S	B	4	\$ 1650.92	\$ 1977.82	\$ 1771.13	\$ 2098.03	\$ 2680.21	\$ 3085.28	\$ 2919.48	\$ 3376.67
		60"(1524mm)	216	TCRA-3060-	S	B	4	1741.49	2132.51	1868.40	2259.42	2967.42	3455.64	3259.24	3812.26
		72"(1829mm)	245	TCRA-3072-	S	B	4	1833.10	2294.53	1966.71	2428.14	3257.81	3837.34	3602.87	4261.12
Extruded — Base — No Power — No Cutout															
29"(737mm)	24"(610mm)	48"(1219mm)	173	TCRA-2448-	S	C	4	\$ 1808.06	\$ 2114.69	\$ 1922.91	\$ 2229.54	\$ 2690.60	\$ 3069.39	\$ 2891.25	\$ 3318.15
		60"(1524mm)	202	TCRA-2460-	S	C	4	1882.37	2251.55	2002.58	2371.76	2926.06	3385.96	3169.98	3690.36
		72"(1829mm)	230	TCRA-2472-	S	C	4	1957.72	2395.74	2083.29	2521.31	3164.70	3713.86	3452.58	4075.84
	30"(762mm)	48"(1219mm)	187	TCRA-3048-	S	C	4	\$ 1875.40	\$ 2202.30	\$ 1995.61	\$ 2322.51	\$ 2904.69	\$ 3309.76	\$ 3143.96	\$ 3601.15
		60"(1524mm)	216	TCRA-3060-	S	C	4	1965.97	2356.99	2092.88	2483.90	3191.90	3680.12	3483.72	4036.74
		72"(1829mm)	245	TCRA-3072-	S	C	4	2057.58	2519.01	2191.19	2652.62	3482.29	4061.82	3827.35	4485.60
Round — Base — Power Ready — No Cutout															
29"(737mm)	24"(610mm)	48"(1219mm)	173	TCRA-2448-	S	B	4	\$ 1614.06	\$ 1920.69	\$ 1728.91	\$ 2035.54	\$ 2496.60	\$ 2875.39	\$ 2697.25	\$ 3124.15
		60"(1524mm)	202	TCRA-2460-	S	B	4	1688.37	2057.55	1808.58	2177.76	2732.06	3191.96	2975.98	3496.36
		72"(1829mm)	230	TCRA-2472-	S	B	4	1763.72	2201.74	1889.29	2327.31	2970.70	3519.86	3258.58	3881.84
	30"(762mm)	48"(1219mm)	187	TCRA-3048-	S	B	4	\$ 1681.40	\$ 2008.30	\$ 1801.61	\$ 2128.51	\$ 2710.69	\$ 3115.76	\$ 2949.96	\$ 3407.15
		60"(1524mm)	216	TCRA-3060-	S	B	4	1771.97	2162.99	1898.88	2289.90	2997.90	3486.12	3289.72	3842.74
		72"(1829mm)	245	TCRA-3072-	S	B	4	1863.58	2325.01	1997.19	2458.62	3288.29	3867.82	3633.35	4291.60
Extruded — Base — Power Ready — No Cutout															
29"(737mm)	24"(610mm)	48"(1219mm)	173	TCRA-2448-	S	C	4	\$ 1838.54	\$ 2145.17	\$ 1953.39	\$ 2260.02	\$ 2721.08	\$ 3099.87	\$ 2921.73	\$ 3348.63
		60"(1524mm)	202	TCRA-2460-	S	C	4	1912.85	2282.03	2033.06	2402.24	2956.54	3416.44	3200.46	3720.84
		72"(1829mm)	230	TCRA-2472-	S	C	4	1988.20	2426.22	2113.77	2551.79	3195.18	3744.34	3483.06	4106.32
	30"(762mm)	48"(1219mm)	187	TCRA-3048-	S	C	4	\$ 1905.88	\$ 2232.78	\$ 2026.09	\$ 2352.99	\$ 2935.17	\$ 3340.24	\$ 3174.44	\$ 3631.63
		60"(1524mm)	216	TCRA-3060-	S	C	4	1996.45	2387.47	2123.36	2514.38	3222.38	3710.60	3514.20	4067.22
		72"(1829mm)	245	TCRA-3072-	S	C	4	2088.06	2549.49	2221.67	2683.10	3512.77	4092.30	3857.83	4516.08

Jive Table — Disc Base

Round



TORN-SND
Class JV



Features

- Includes 1.18" (30mm) thick standard top, base, glides and hardware.
- Standard table heights are 16" (406mm), 20" (508mm), 29" (737mm) and 36" (914mm).
- Table is available with black glides only.
- Ships unassembled.

Specification Tips

- Disc Base Diameter Sizes:
 - 24" (610mm) and 30" (762mm) tops include 21" (533mm) disc base
 - 36" (914mm) tops include 27" (686mm) disc base
- Power Ready Base:
 - Allows for cord management through the Disk Base (available on 16" (406mm), 20" (508mm), 29" (737mm) and 36" (914mm)H tables)
 - Edge mounted power is recommended.
- **Power cord length determines the distance to building power source.**
- Separately specified:
 - Horizontal and Vertical Wire Management
 - Power and Data Components
 - Accessories
- Refer to Specification Guide:
 - Accessory placement and compatibility.
 - Power Ready base cable capacity.
- Application may require approval of local authority having jurisdiction (AHJ); ensure compliance before placing orders and installation.

To Order, Specify:

1) Product number, including:

1 Surface Option:

L Laminate

W Wood

2 Edge Option:

Laminate:

J Edgeband

F Knife

Wood:

K Edgeband

U Knife

2) Laminate surface color or wood finish color.

3) Edgeband trim color (laminated only).

4) Base trim color.

Note: \$70.82 upcharge list for Metallic trim colors.

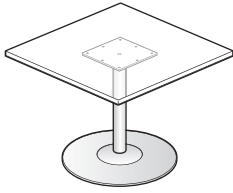
Jive Table — Disc Base

Round

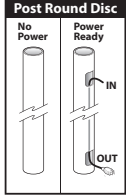
Height	Depth	Width	Number ①②	HPL		B		Wood		B		U	
				A	F	J	F	A	U	K	U		
Base — No Power													
16"(406mm)	24"(610mm)	24"(610mm)	TCRN-2424- SNDN1	\$1080.30	\$1318.44	\$1179.74	\$1417.88	\$1537.47	\$1669.68	\$1625.94	\$1765.77		
	30"(762mm)	30"(762mm)	TCRN-3030- SNDN1	1159.50	1441.32	1264.97	1546.79	1788.87	2017.31	1923.09	2174.55		
	36"(914mm)	36"(914mm)	TCRN-3636- SNDN1	1254.70	1580.20	1367.54	1693.04	2091.23	2446.89	2280.30	2679.67		
	42"(1067mm)	42"(1067mm)	TCRN-4242- SNDN1	1365.90	1735.08	1487.45	1856.63	2444.55	2959.55	2697.57	3282.46		
	48"(1219mm)	48"(1219mm)	TCRN-4848- SNDN1	1493.10	1905.96	1624.70	2037.56	2848.83	3553.97	3174.90	3981.36		
20"(508mm)	24"(610mm)	24"(610mm)	TCRN-2424- SNDN2	\$1088.96	\$1327.10	\$1188.40	\$1426.54	\$1546.13	\$1678.34	\$1634.60	\$1774.43		
	30"(762mm)	30"(762mm)	TCRN-3030- SNDN2	1168.16	1449.98	1273.63	1555.45	1797.53	2025.97	1931.75	2183.21		
	36"(914mm)	36"(914mm)	TCRN-3636- SNDN2	1263.36	1588.86	1376.20	1701.70	2099.89	2455.55	2288.96	2688.33		
	42"(1067mm)	42"(1067mm)	TCRN-4242- SNDN2	1374.56	1743.74	1496.11	1865.29	2453.21	2968.21	2706.23	3291.12		
	48"(1219mm)	48"(1219mm)	TCRN-4848- SNDN2	1501.76	1914.62	1633.36	2046.22	2857.49	3562.63	3183.56	3990.02		
29"(737mm)	24"(610mm)	24"(610mm)	TCRN-2424- SNDN4	\$1114.93	\$1353.07	\$1214.37	\$1452.51	\$1572.10	\$1704.31	\$1660.57	\$1800.40		
	30"(762mm)	30"(762mm)	TCRN-3030- SNDN4	1194.13	1475.95	1299.60	1581.42	1823.50	2051.94	1957.72	2209.18		
	36"(914mm)	36"(914mm)	TCRN-3636- SNDN4	1289.33	1614.83	1402.17	1727.67	2125.86	2481.52	2314.93	2714.30		
	42"(1067mm)	42"(1067mm)	TCRN-4242- SNDN4	1400.53	1769.71	1522.08	1891.26	2479.18	2994.18	2732.20	3317.09		
	48"(1219mm)	48"(1219mm)	TCRN-4848- SNDN4	1527.73	1940.59	1659.33	2072.19	2883.46	3588.60	3209.53	4015.99		
36"(914mm)	24"(610mm)	24"(610mm)	TCRN-2424- SNDN6	\$1140.90	\$1379.04	\$1240.34	\$1478.48	\$1598.07	\$1730.28	\$1686.54	\$1826.37		
	30"(762mm)	30"(762mm)	TCRN-3030- SNDN6	1220.10	1501.92	1325.57	1607.39	1849.47	2077.91	1983.69	2235.15		
	36"(914mm)	36"(914mm)	TCRN-3636- SNDN6	1315.30	1640.80	1428.14	1753.64	2151.83	2507.49	2340.90	2740.27		
	42"(1067mm)	42"(1067mm)	TCRN-4242- SNDN6	1426.50	1795.68	1548.05	1917.23	2505.15	3020.15	2758.17	3343.06		
	48"(1219mm)	48"(1219mm)	TCRN-4848- SNDN6	1553.70	1966.56	1685.30	2098.16	2909.43	3614.57	3235.50	4041.96		
Base — Power Ready													
16"(406mm)	24"(610mm)	24"(610mm)	TCRN-2424- SNDK1	\$1110.78	\$1348.92	\$1210.22	\$1448.36	\$1567.95	\$1700.16	\$1656.42	\$1796.25		
	30"(762mm)	30"(762mm)	TCRN-3030- SNDK1	1189.98	1471.80	1295.45	1577.27	1819.35	2047.79	1953.57	2205.03		
	36"(914mm)	36"(914mm)	TCRN-3636- SNDK1	1285.18	1610.68	1398.02	1723.52	2121.71	2477.37	2310.78	2710.15		
	42"(1067mm)	42"(1067mm)	TCRN-4242- SNDK1	1396.38	1765.56	1517.93	1887.11	2475.03	2990.03	2728.05	3312.94		
	48"(1219mm)	48"(1219mm)	TCRN-4848- SNDK1	1523.58	1936.44	1655.18	2068.04	2879.31	3584.45	3205.38	4011.84		
20"(508mm)	24"(610mm)	24"(610mm)	TCRN-2424- SNDK2	\$1119.44	\$1357.58	\$1218.88	\$1457.02	\$1576.61	\$1708.82	\$1665.08	\$1804.91		
	30"(762mm)	30"(762mm)	TCRN-3030- SNDK2	1198.64	1480.46	1304.11	1585.93	1828.01	2056.45	1962.23	2213.69		
	36"(914mm)	36"(914mm)	TCRN-3636- SNDK2	1293.84	1619.34	1406.68	1732.18	2130.37	2486.03	2319.44	2718.81		
	42"(1067mm)	42"(1067mm)	TCRN-4242- SNDK2	1405.04	1774.22	1526.59	1895.77	2483.69	2998.69	2736.71	3321.60		
	48"(1219mm)	48"(1219mm)	TCRN-4848- SNDK2	1532.24	1945.10	1663.84	2076.70	2887.97	3593.11	3214.04	4020.50		
29"(737mm)	24"(610mm)	24"(610mm)	TCRN-2424- SNDK4	\$1145.41	\$1383.55	\$1244.85	\$1482.99	\$1602.58	\$1734.79	\$1691.05	\$1830.88		
	30"(762mm)	30"(762mm)	TCRN-3030- SNDK4	1224.61	1506.43	1330.08	1611.90	1853.98	2082.42	1988.20	2239.66		
	36"(914mm)	36"(914mm)	TCRN-3636- SNDK4	1319.81	1645.31	1432.65	1758.15	2156.34	2512.00	2345.41	2744.78		
	42"(1067mm)	42"(1067mm)	TCRN-4242- SNDK4	1431.01	1800.19	1552.56	1921.74	2509.66	3024.66	2762.68	3347.57		
	48"(1219mm)	48"(1219mm)	TCRN-4848- SNDK4	1558.21	1971.07	1689.81	2102.67	2913.94	3619.08	3240.01	4046.47		
36"(914mm)	24"(610mm)	24"(610mm)	TCRN-2424- SNDK6	\$1171.38	\$1409.52	\$1270.82	\$1508.96	\$1628.55	\$1760.76	\$1717.02	\$1856.85		
	30"(762mm)	30"(762mm)	TCRN-3030- SNDK6	1250.58	1532.40	1356.05	1637.87	1879.95	2108.39	2014.17	2265.63		
	36"(914mm)	36"(914mm)	TCRN-3636- SNDK6	1345.78	1671.28	1458.62	1784.12	2182.31	2537.97	2371.38	2770.75		
	42"(1067mm)	42"(1067mm)	TCRN-4242- SNDK6	1456.98	1826.16	1578.53	1947.71	2535.63	3050.63	2788.65	3373.54		
	48"(1219mm)	48"(1219mm)	TCRN-4848- SNDK6	1584.18	1997.04	1715.78	2128.64	2939.91	3645.05	3265.98	4072.44		

Jive Table — Disc Base

Square



TORQ-SND
Class JV



Features

- Includes 1.18”(30mm) thick standard top, base, glides and hardware.
- Standard table heights are 16”(406mm), 20”(508mm), 29”(737mm) and 36”(914mm).
- Table is available with black glides only.
- Ships unassembled.

Specification Tips

- Edge choice allows a flat seam between tables.
- Disc Base Diameter Sizes:
 - 24”(610mm) and 30”(762mm) tops include 21”(533mm) disc base
 - 36”(914mm) tops include 27”(686mm) disc base
- Power Ready Base:
 - Allows for cord management through the Disk Base (available on 16”(406mm), 20”(508mm), 29”(737mm) and 36”(914mm)H tables)
 - Edge mounted power is recommended.
- **Power cord length determines the distance to building power source.**
- Separately specified:
 - Horizontal and Vertical Wire Management
 - Power and Data Components
 - Accessories
- Refer to Specification Guide:
 - Accessory placement and compatibility.
 - Power Ready base cable capacity.
- Application may require approval of local authority having jurisdiction (AHJ); ensure compliance before placing orders and installation.

To Order, Specify:

1) Product number, including:

1 Surface Option:

- L** Laminate
- W** Wood

2 Edge Option:

- Laminate:
- J** Edgeband
 - F** Knife
- Wood:
- K** Edgeband
 - U** Knife

2) Laminate surface color or wood finish color.

3) Edgeband trim color (laminated only).

4) Base trim color.

Note: \$70.82 upcharge list for Metallic trim colors.

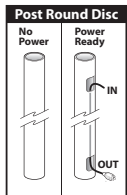
Height	Depth	Width	Number ①②	HPL		B		Wood			
				A	F	J	F	A	U	B	U
Base — No Power											
16”(406mm)	24”(610mm)	24”(610mm)	TORQ-2424-■ ■ SNDN1	\$1080.30	\$1318.44	\$1179.74	\$1417.88	\$1537.47	\$1669.68	\$1625.94	\$1765.77
	30”(762mm)	30”(762mm)	TORQ-3030-■ ■ SNDN1	1159.50	1441.32	1264.97	1546.79	1788.87	2017.31	1923.09	2174.55
	36”(914mm)	36”(914mm)	TORQ-3636-■ ■ SNDN1	1254.70	1580.20	1367.54	1693.04	2091.23	2446.89	2280.30	2679.67
20”(508mm)	24”(610mm)	24”(610mm)	TORQ-2424-■ ■ SNDN2	\$1088.96	\$1327.10	\$1188.40	\$1426.54	\$1546.13	\$1678.34	\$1634.60	\$1774.43
	30”(762mm)	30”(762mm)	TORQ-3030-■ ■ SNDN2	1168.16	1449.98	1273.63	1555.45	1797.53	2025.97	1931.75	2183.21
	36”(914mm)	36”(914mm)	TORQ-3636-■ ■ SNDN2	1263.36	1588.86	1376.20	1701.70	2099.89	2455.55	2288.96	2688.33
29”(737mm)	24”(610mm)	24”(610mm)	TORQ-2424-■ ■ SNDN4	\$1114.93	\$1353.07	\$1214.37	\$1452.51	\$1572.10	\$1704.31	\$1660.57	\$1800.40
	30”(762mm)	30”(762mm)	TORQ-3030-■ ■ SNDN4	1194.13	1475.95	1299.60	1581.42	1823.50	2051.94	1957.72	2209.18
	36”(914mm)	36”(914mm)	TORQ-3636-■ ■ SNDN4	1289.33	1614.83	1402.17	1727.67	2125.86	2481.52	2314.93	2714.30
36”(914mm)	24”(610mm)	24”(610mm)	TORQ-2424-■ ■ SNDN6	\$1123.85	\$1361.99	\$1223.29	\$1461.43	\$1581.02	\$1713.23	\$1669.49	\$1809.32
	30”(762mm)	30”(762mm)	TORQ-3030-■ ■ SNDN6	1203.05	1484.87	1308.52	1590.34	1832.42	2060.86	1966.64	2218.10
	36”(914mm)	36”(914mm)	TORQ-3636-■ ■ SNDN6	1298.25	1623.75	1411.09	1736.59	2134.78	2490.44	2323.85	2723.22
Base — Power Ready											
16”(406mm)	24”(610mm)	24”(610mm)	TORQ-2424-■ ■ SNDK1	\$1110.78	\$1348.92	\$1210.22	\$1448.36	\$1567.95	\$1700.16	\$1656.42	\$1796.25
	30”(762mm)	30”(762mm)	TORQ-3030-■ ■ SNDK1	1189.98	1471.80	1295.45	1577.27	1819.35	2047.79	1953.57	2205.03
	36”(914mm)	36”(914mm)	TORQ-3636-■ ■ SNDK1	1285.18	1610.68	1398.02	1723.52	2121.71	2477.37	2310.78	2710.15
20”(508mm)	24”(610mm)	24”(610mm)	TORQ-2424-■ ■ SNDK2	\$1119.44	\$1357.58	\$1218.88	\$1457.02	\$1576.61	\$1708.82	\$1665.08	\$1804.91
	30”(762mm)	30”(762mm)	TORQ-3030-■ ■ SNDK2	1198.64	1480.46	1304.11	1585.93	1828.01	2056.45	1962.23	2213.69
	36”(914mm)	36”(914mm)	TORQ-3636-■ ■ SNDK2	1293.84	1619.34	1406.68	1732.18	2130.37	2486.03	2319.44	2718.81
29”(737mm)	24”(610mm)	24”(610mm)	TORQ-2424-■ ■ SNDK4	\$1145.41	\$1383.55	\$1244.85	\$1482.99	\$1602.58	\$1734.79	\$1691.05	\$1830.88
	30”(762mm)	30”(762mm)	TORQ-3030-■ ■ SNDK4	1224.61	1506.43	1330.08	1611.90	1853.98	2082.42	1988.20	2239.66
	36”(914mm)	36”(914mm)	TORQ-3636-■ ■ SNDK4	1319.81	1645.31	1432.65	1758.15	2156.34	2512.00	2345.41	2744.78
36”(914mm)	24”(610mm)	24”(610mm)	TORQ-2424-■ ■ SNDK6	\$1154.33	\$1392.47	\$1253.77	\$1491.91	\$1611.50	\$1743.71	\$1699.97	\$1839.80
	30”(762mm)	30”(762mm)	TORQ-3030-■ ■ SNDK6	1233.53	1515.35	1339.00	1620.82	1862.90	2091.34	1997.12	2248.58
	36”(914mm)	36”(914mm)	TORQ-3636-■ ■ SNDK6	1328.73	1654.23	1441.57	1767.07	2165.26	2520.92	2354.33	2753.70

Jive Table — Disc Base

Pebble



TCRP-SND
Class JV



Features

- Includes 1.18"(30mm) thick standard top, base, glides and hardware.
- High-Pressure Laminate (HPL) top with knife edge or 3mm edgeband edges or wood veneer top with 3mm wood edgeband or knife edge.
- Standard table heights are 16"(406mm), 20"(508mm), 29"(737mm) and 36"(914mm).
- Table is available with black glides only.
- Ships unassembled.

Specification Tips

- **Disc Base Diameter Sizes:**
 - 24"(610mm) and 30"(762mm) tops include 21"(533mm) disc base
 - 36"(914mm) tops include 27"(686mm) disc base
- **Power Ready Base:**
 - Allows for cord management through the Disk Base (available on 16"(406mm), 20"(508mm), 29"(737mm) and 36"(914mm)H tables)
 - Edge mounted power is recommended.
- **Power cord length determines the distance to building power source.**
- Separately specified:
 - Horizontal and Vertical Wire Management
 - Power and Data Components
 - Accessories
- Refer to Specification Guide:
 - Accessory placement and compatibility.
 - Power Ready base cable capacity.
- Application may require approval of local authority having jurisdiction (AHJ); ensure compliance before placing orders and installation.

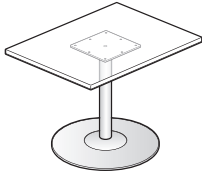
To Order, Specify:

- Product number, including:
 - Surface Option:**
 - L** Laminate
 - W** Wood
 - Edge Option:**
 - Laminate:
 - J** Edgeband
 - F** Knife
 - Wood:
 - K** Edgeband
 - U** Knife
 - Laminate surface color or wood finish color.
 - Edgeband trim color (laminate only).
 - Base trim color.
- Note: \$70.82** upcharge list for Metallic trim colors.

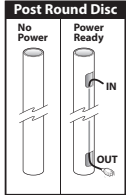
Height	Depth	Width	Number ①②	HPL		B		Wood			
				J	F	J	F	A	U	K	U
Base — No Power											
16"(406mm)	24"(610mm)	24"(610mm)	TCRP-2424- ■ ■ SNDN1	\$1080.30	\$1318.44	\$1179.74	\$1417.88	\$1537.47	\$1669.68	\$1625.94	\$1765.77
	30"(762mm)	30"(762mm)	TCRP-3030- ■ ■ SNDN1	1159.50	1441.32	1264.97	1546.79	1788.87	2017.31	1923.09	2174.55
	36"(914mm)	36"(914mm)	TCRP-3636- ■ ■ SNDN1	1254.70	1580.20	1367.54	1693.04	2091.23	2446.89	2280.30	2679.67
	42"(1067mm)	42"(1067mm)	TCRP-4242- ■ ■ SNDN1	1365.90	1735.08	1487.45	1856.63	2444.55	2959.55	2697.57	3282.46
20"(508mm)	24"(610mm)	24"(610mm)	TCRP-2424- ■ ■ SNDN2	\$1088.96	\$1327.10	\$1188.40	\$1426.54	\$1546.13	\$1678.34	\$1634.60	\$1774.43
	30"(762mm)	30"(762mm)	TCRP-3030- ■ ■ SNDN2	1168.16	1449.98	1273.63	1555.45	1797.53	2025.97	1931.75	2183.21
	36"(914mm)	36"(914mm)	TCRP-3636- ■ ■ SNDN2	1263.36	1588.86	1376.20	1701.70	2099.89	2455.55	2288.96	2688.33
	42"(1067mm)	42"(1067mm)	TCRP-4242- ■ ■ SNDN2	1374.56	1743.74	1496.11	1865.29	2453.21	2968.21	2706.23	3291.12
29"(737mm)	24"(610mm)	24"(610mm)	TCRP-2424- ■ ■ SNDN4	\$1114.93	\$1353.07	\$1214.37	\$1452.51	\$1572.10	\$1704.31	\$1660.57	\$1800.40
	30"(762mm)	30"(762mm)	TCRP-3030- ■ ■ SNDN4	1194.13	1475.95	1299.60	1581.42	1823.50	2051.94	1957.72	2209.18
	36"(914mm)	36"(914mm)	TCRP-3636- ■ ■ SNDN4	1289.33	1614.83	1402.17	1727.67	2125.86	2481.52	2314.93	2714.30
	42"(1067mm)	42"(1067mm)	TCRP-4242- ■ ■ SNDN4	1400.53	1769.71	1522.08	1891.26	2479.18	2994.18	2732.20	3317.09
36"(914mm)	24"(610mm)	24"(610mm)	TCRP-2424- ■ ■ SNDN6	\$1123.85	\$1361.99	\$1223.29	\$1461.43	\$1581.02	\$1713.23	\$1669.49	\$1809.32
	30"(762mm)	30"(762mm)	TCRP-3030- ■ ■ SNDN6	1203.05	1484.87	1308.52	1590.34	1832.42	2060.86	1966.64	2218.10
	36"(914mm)	36"(914mm)	TCRP-3636- ■ ■ SNDN6	1298.25	1623.75	1411.09	1736.59	2134.78	2490.44	2323.85	2723.22
	42"(1067mm)	42"(1067mm)	TCRP-4242- ■ ■ SNDN6	1409.45	1778.63	1531.00	1900.18	2488.10	3003.10	2741.12	3326.01
Base — Power Ready											
16"(406mm)	24"(610mm)	24"(610mm)	TCRP-2424- ■ ■ SNDK1	\$1110.78	\$1348.92	\$1210.22	\$1448.36	\$1567.95	\$1700.16	\$1656.42	\$1796.25
	30"(762mm)	30"(762mm)	TCRP-3030- ■ ■ SNDK1	1189.98	1471.80	1295.45	1577.27	1819.35	2047.79	1953.57	2205.03
	36"(914mm)	36"(914mm)	TCRP-3636- ■ ■ SNDK1	1285.18	1610.68	1398.02	1723.52	2121.71	2477.37	2310.78	2710.15
	42"(1067mm)	42"(1067mm)	TCRP-4242- ■ ■ SNDK1	1396.38	1765.56	1517.93	1887.11	2475.03	2990.03	2728.05	3312.94
20"(508mm)	24"(610mm)	24"(610mm)	TCRP-2424- ■ ■ SNDK2	\$1119.44	\$1357.58	\$1218.88	\$1457.02	\$1576.61	\$1708.82	\$1665.08	\$1804.91
	30"(762mm)	30"(762mm)	TCRP-3030- ■ ■ SNDK2	1198.64	1480.46	1304.11	1585.93	1828.01	2056.45	1962.23	2213.69
	36"(914mm)	36"(914mm)	TCRP-3636- ■ ■ SNDK2	1293.84	1619.34	1406.68	1732.18	2130.37	2486.03	2319.44	2718.81
	42"(1067mm)	42"(1067mm)	TCRP-4242- ■ ■ SNDK2	1405.04	1774.22	1526.59	1895.77	2483.69	2998.69	2736.71	3321.60
29"(737mm)	24"(610mm)	24"(610mm)	TCRP-2424- ■ ■ SNDK4	\$1145.41	\$1383.55	\$1244.85	\$1482.99	\$1602.58	\$1734.79	\$1691.05	\$1830.88
	30"(762mm)	30"(762mm)	TCRP-3030- ■ ■ SNDK4	1224.61	1506.43	1330.08	1611.90	1853.98	2082.42	1988.20	2239.66
	36"(914mm)	36"(914mm)	TCRP-3636- ■ ■ SNDK4	1319.81	1645.31	1432.65	1758.15	2156.34	2512.00	2345.41	2744.78
	42"(1067mm)	42"(1067mm)	TCRP-4242- ■ ■ SNDK4	1431.01	1800.19	1552.56	1921.74	2509.66	3024.66	2762.68	3347.57
36"(914mm)	24"(610mm)	24"(610mm)	TCRP-2424- ■ ■ SNDK6	\$1154.33	\$1392.47	\$1253.77	\$1491.91	\$1611.50	\$1743.71	\$1699.97	\$1839.80
	30"(762mm)	30"(762mm)	TCRP-3030- ■ ■ SNDK6	1233.53	1515.35	1339.00	1620.82	1862.90	2091.34	1997.12	2248.58
	36"(914mm)	36"(914mm)	TCRP-3636- ■ ■ SNDK6	1328.73	1654.23	1441.57	1767.07	2165.26	2520.92	2354.33	2753.70
	42"(1067mm)	42"(1067mm)	TCRP-4242- ■ ■ SNDK6	1439.93	1809.11	1561.48	1930.66	2518.58	3033.58	2771.60	3356.49

Jive Table — Disc Base

Rectangle



TORA-SND
Class JV



Features

- Includes 1.18"(30mm) thick standard top, base, glides and hardware.
- High-Pressure Laminate (HPL) top with knife edge or 3mm edgeband edges or wood veneer top with 3mm wood edgeband or knife edge.
- Standard table heights are 16"(406mm), 20"(508mm), 29"(737mm) and 36"(914mm).
- Table is available with black glides only.
- Ships unassembled.

Specification Tips

- Edge choice allows a flat seam between tables.
- Disc Base Diameter Sizes:
 - 24"(610mm) and 30"(762mm) tops include 21"(533mm) disc base
- Power Ready Base:
 - Allows for cord management through the Disk Base (available on 16"(406mm), 20"(508mm), 29"(737mm) and 36"(914mm)H tables)
 - Edge mounted power is recommended.
- **Power cord length determines the distance to building power source.**
- Separately specified:
 - Horizontal and Vertical Wire Management
 - Power and Data Components
 - Accessories
- Refer to Specification Guide:
 - Accessory placement and compatibility.
 - Power Ready base cable capacity.
- Application may require approval of local authority having jurisdiction (AHJ); ensure compliance before placing orders and installation.

To Order, Specify:

1) Product number, including:

1 Surface Option:

- L** Laminate
- W** Wood

2 Edge Option:

Laminate:

- J** Edgeband
- F** Knife

Wood:

- K** Edgeband
- U** Knife

2) Laminate surface color or wood finish color.

3) Edgeband trim color (laminate only).


4) Base trim color.

Note: \$70.82 upcharge list for Metallic trim colors.

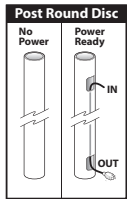
Height	Depth	Width	Number 12	HPL		Wood		Wood		Wood		Wood	
				A	F	B	F	A	U	B	U		
Base — No Power													
16"(406mm)	24"(610mm)	30"(762mm)	TORA-2430- SNDN1	\$1098.13	\$1322.73	\$1204.94	\$1429.54	\$1742.97	\$2015.39	\$1880.00	\$2184.30		
20"(508mm)			TORA-2430- SNDN2	1106.79	1331.39	1213.60	1438.20	1751.63	2024.05	1888.66	2192.96		
29"(737mm)			TORA-2430- SNDN4	1132.76	1357.36	1239.57	1464.17	1777.60	2050.02	1914.63	2218.93		
36"(914mm)			TORA-2430- SNDN6	1141.68	1366.28	1248.49	1473.09	1786.52	2058.94	1923.55	2227.85		
16"(406mm)	30"(762mm)	36"(914mm)	TORA-3036- SNDN1	\$1185.46	\$1454.52	\$1298.97	\$1568.03	\$2020.24	\$2350.32	\$2207.66	\$2578.42		
20"(508mm)			TORA-3036- SNDN2	1194.12	1463.18	1307.63	1576.69	2028.90	2358.98	2216.32	2587.08		
29"(737mm)			TORA-3036- SNDN4	1220.09	1489.15	1333.60	1602.66	2054.87	2384.95	2242.29	2613.05		
36"(914mm)			TORA-3036- SNDN6	1229.01	1498.07	1342.52	1611.58	2063.79	2393.87	2251.21	2621.97		
Base — Power Ready													
16"(406mm)	24"(610mm)	30"(762mm)	TORA-2430- SNDK1	\$1128.61	\$1353.21	\$1235.42	\$1460.02	\$1773.45	\$2045.87	\$1910.48	\$2214.78		
20"(508mm)			TORA-2430- SNDK2	1137.27	1361.87	1244.08	1468.68	1782.11	2054.53	1919.14	2223.44		
29"(737mm)			TORA-2430- SNDK4	1163.24	1387.84	1270.05	1494.65	1808.08	2080.50	1945.11	2249.41		
36"(914mm)			TORA-2430- SNDK6	1172.16	1396.76	1278.97	1503.57	1817.00	2089.42	1954.03	2652.45		
16"(406mm)	30"(762mm)	36"(914mm)	TORA-3036- SNDK1	\$1215.94	\$1485.00	\$1329.45	\$1598.51	\$2050.72	\$2380.80	\$2238.14	\$2608.90		
20"(508mm)			TORA-3036- SNDK2	1224.60	1493.66	1338.11	1607.17	2059.38	2389.46	2246.80	2617.56		
29"(737mm)			TORA-3036- SNDK4	1250.57	1519.63	1364.08	1633.14	2085.35	2415.43	2272.77	2643.53		
36"(914mm)			TORA-3036- SNDK6	1259.49	1528.55	1373.00	1642.06	2094.27	2424.35	2281.69	2652.45		

Jive Table — Dual Disc Base

Pebble



TORP-SND
Class JV



Features

- Includes 1.18”(30mm) thick standard top, base, glides and hardware.
- High-Pressure Laminate (HPL) top with knife edge or 3mm edgeband edges or wood veneer top with 3mm wood edgeband or knife edge.
- Standard table heights are 29”(737mm) and 36”(914mm).
- Table is available with black glides only.
- Ships unassembled.

Specification Tips

Disc Base Diameter Sizes:

- 30”(762mm) tops include 21”(533mm) two disc bases
- 36”(914mm) tops include two 27”(686mm) disc bases
- 42”(1067mm) tops include two 27”(686mm) disc bases

- **Specifying a cutout does not automatically include a Power Ready base.**

- Factory installed cutout is available for:
 - Specify the (F) option for a Center, Single-Sided/4 outlet Flip Top Unit
 - Specify the (J) option for a Center, Single-Sided/6 outlet Flip Top Unit
 - Specify the (M) option for a Center, Double-Sided/8 outlet Flip Top Unit
 - Specify the (Q) option for a Center, Double-Sided/12 outlet Flip Top Unit
- Power Ready Base:
 - **Flip Top Unit circuit breaker plug will not fit in the Power Ready Base opening.**
 - **Power cord length determines the distance to building power source.**
- Separately specified:
 - Horizontal and Vertical Wire Management
 - See Accessories Price List for Power and Data Components
- Refer to Specification Guide:
 - Accessory placement and compatibility.
 - Seating capacities and base location.
 - Information on electrical components compatible with factory cut opening.
 - Power Ready base cable capacity.
- Application may require approval of local authority having jurisdiction (AHJ); ensure compliance before placing orders and installation.

To Order, Specify:

- 1) Product number, including:

1 Surface Option:

- L** Laminate
- W** Wood

2 Edge Option:

- Laminate:
- J** Edgeband
 - F** Knife
- Wood:
- K** Edgeband
 - U** Knife

3 Cutout:

- N** No Cutout
- F** Center, Single Sided/
4 outlets (add **\$51.51** list)
- J** Center, Single Sided/
6 outlets (add **\$51.51** list)
- M** Center, Double Sided/
8 outlets (add **\$51.51** list)
- Q** Center, Double Sided/
12 outlets (add **\$51.51** list)

- 2) Laminate surface color or wood finish color.

- 3) Edgeband trim color (laminated only).

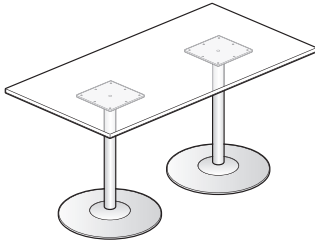
- 4) Base trim color.

Note: \$70.82 upcharge list for Metallic trim colors.

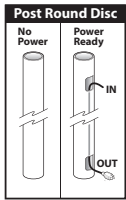
Height	Depth	Width	Number	HPL			Wood						
				J	F	J	F	K	U	K	U		
Base — No Power													
29”(737mm)	30”(762mm)	60”(1524mm)	TORP-3060-	S	DN4	\$ 2321.28	\$ 2712.30	\$2448.19	\$ 2839.21	\$ 3547.21	\$4035.43	\$3839.03	\$4392.05
		72”(1829mm)	TORP-3072-	S	DN4	2412.89	2874.32	2546.50	3007.93	3837.60	4417.13	4182.66	4840.91
36”(914mm)	72”(1829mm)	84”(2134mm)	TORP-3672-	S	DN4	\$ 2512.75	\$ 2997.59	\$2654.40	\$ 3139.24	\$ 4155.20	\$4765.08	\$ 4557.43	\$ 5250.67
		84”(2134mm)	TORP-3684-	S	DN4	2621.65	3184.77	2771.34	3334.46	4500.53	5211.91	4965.96	5776.18
42”(1067mm)	84”(2134mm)	84”(2134mm)	TORP-4284-	S	DN4	\$ 2737.77	\$ 3325.87	\$2896.84	\$3484.94	\$4869.87	\$ 5613.65	\$ 5401.75	\$ 6249.32
		96”(2438mm)	TORP-4296-	S	DN4	2863.96	3538.21	3032.41	3706.66	5270.14	6125.61	5875.18	6851.48
36”(914mm)	30”(762mm)	60”(1524mm)	TORP-3060-	S	DN6	\$2339.13	\$ 2730.15	\$2466.04	\$ 2857.06	\$3565.06	\$4053.28	\$3856.88	\$4409.90
		72”(1829mm)	TORP-3072-	S	DN6	2430.74	2892.17	2564.35	3025.78	3855.45	4434.98	4200.51	4858.76
36”(914mm)	72”(1829mm)	84”(2134mm)	TORP-3672-	S	DN6	\$2530.60	\$ 3015.44	\$ 2672.25	\$ 3157.09	\$ 4173.05	\$4782.93	\$ 4575.28	\$ 5268.52
		84”(2134mm)	TORP-3684-	S	DN6	2639.50	3202.62	2789.19	3352.31	4518.38	5229.76	4983.81	5794.03
42”(1067mm)	84”(2134mm)	84”(2134mm)	TORP-4284-	S	DN6	\$ 2755.62	\$3343.72	\$ 2914.69	\$3502.79	\$ 4887.72	\$ 5631.50	\$ 5419.60	\$ 6267.17
		96”(2438mm)	TORP-4296-	S	DN6	2881.81	3566.06	3050.26	3724.51	5287.99	6143.46	5893.03	6869.33
Base — Power Ready													
29”(737mm)	30”(762mm)	60”(1524mm)	TORP-3060-	S	DK4	\$ 2351.76	\$ 2742.78	\$ 2478.67	\$2869.69	\$ 3577.69	\$4065.91	\$3869.51	\$4422.53
		72”(1829mm)	TORP-3072-	S	DK4	2443.37	2904.80	2576.98	3038.41	3868.08	4447.61	4213.14	4871.39
36”(914mm)	72”(1829mm)	84”(2134mm)	TORP-3672-	S	DK4	\$2543.23	\$3028.07	\$2684.88	\$ 3169.72	\$ 4185.68	\$4795.56	\$ 4587.91	\$ 5281.15
		84”(2134mm)	TORP-3684-	S	DK4	2652.13	3215.25	2801.82	3364.94	4531.01	5242.39	4996.44	5806.66
42”(1067mm)	84”(2134mm)	84”(2134mm)	TORP-4284-	S	DK4	\$2768.25	\$3356.35	\$ 2927.32	\$ 3515.42	\$4900.35	\$5644.13	\$ 5432.23	\$ 6279.80
		96”(2438mm)	TORP-4296-	S	DK4	2894.44	3568.69	3062.89	3737.14	5300.62	6156.09	5905.66	6881.96
36”(914mm)	30”(762mm)	60”(1524mm)	TORP-3060-	S	DK6	\$2369.61	\$2760.63	\$2496.52	\$ 2887.54	\$3595.54	\$4083.76	\$ 3887.36	\$4440.38
		72”(1829mm)	TORP-3072-	S	DK6	2461.22	2922.65	2594.83	3056.26	3885.93	4465.46	4230.99	4889.24
36”(914mm)	72”(1829mm)	84”(2134mm)	TORP-3672-	S	DK6	\$ 2561.08	\$3045.92	\$2702.73	\$ 3187.57	\$4203.53	\$ 4813.41	\$4605.76	\$ 5299.00
		84”(2134mm)	TORP-3684-	S	DK6	2669.98	3233.10	2819.67	3382.79	4548.86	5260.24	5014.29	5824.51
42”(1067mm)	84”(2134mm)	84”(2134mm)	TORP-4284-	S	DK6	\$ 2786.10	\$ 3374.20	\$2945.17	\$3533.27	\$ 4918.20	\$ 5661.98	\$5450.08	\$ 6297.65
		96”(2438mm)	TORP-4296-	S	DK6	2912.29	3586.54	3080.74	3754.99	5318.47	6173.94	5923.51	6899.81

Jive Table — Dual Disc Base

Rectangle



TORA-SND
Class JV



Features

- Includes 1.18" (30mm) thick standard top, two bases, glides and hardware.
- High-Pressure Laminate (HPL) top with knife edge or 3mm edgeband edges or wood veneer top with 3mm wood edgeband or knife edge.
- Standard table heights are 29" (737mm) and 36" (914mm).
- Table is available with black glides only.
- Ships unassembled.

Specification Tips

- Disc Base Diameter Sizes:
 - 30" (762mm) tops include 21" (533mm) two disc bases
 - 36" (914mm) tops include two 27" (686mm) disc bases
 - 42" (1067mm) tops include two 27" (686mm) disc bases
- **Specifying a cutout does not automatically include a Power Ready base.**
- Factory installed cutout is available for:
 - Specify the (F) option for a Center, Single-Sided/4 outlet Flip Top Unit
 - Specify the (J) option for a Center, Single-Sided/6 outlet Flip Top Unit
 - Specify the (M) option for a Center, Double-Sided/8 outlet Flip Top Unit
 - Specify the (Q) option for a Center, Double-Sided/12 outlet Flip Top Unit
- Power Ready Base:
 - Flip Top Unit circuit breaker plug will not fit in the Power Ready Base opening.**
 - Power cord length determines the distance to building power source.**
- Separately specified:
 - Ganging Mechanism - Recommended for use with power between tables.
 - Horizontal and Vertical Wire Management
 - See Accessories Price List for Power and Data Components
- Refer to Specification Guide:
 - Accessory placement and compatibility.
 - Seating capacities and base location.
 - Information on electrical components compatible with factory cut opening.
 - Power Ready base cable capacity.
- Application may require approval of local authority having jurisdiction (AHJ); ensure compliance before placing orders and installation.

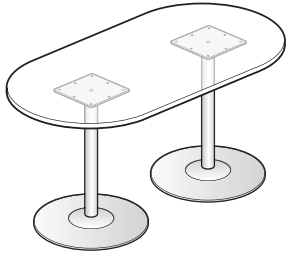
To Order, Specify:

- Product number, including:
 - Surface Option:**
 - L** Laminate
 - W** Wood
 - Edge Option:**
 - Laminate:
 - J** Edgeband
 - F** Knife
 - Wood:
 - K** Edgeband
 - U** Knife
 - Cutout:**
 - N** No Cutout
 - F** Center, Single-Sided/4 outlets (add **\$51.51** list)
 - J** Center, Single-Sided/6 outlets (add **\$51.51** list)
 - M** Center, Double-Sided/8 outlets (add **\$51.51** list)
 - Q** Center, Double-Sided/12 outlets (add **\$51.51** list)
 - Laminate surface color or wood finish color.
 - Edgeband trim color (laminate only).
 - Base trim color.
- Note: \$70.82** upcharge list for Metallic trim colors.

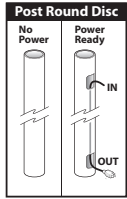
Height	Depth	Width	Number	①	②	③	HPL				Wood			
							A	F	B	F	A	U	B	U
Base — No Power														
29" (737mm)	30" (762mm)	60" (1524mm)	TORA-3060-	S	DN4	\$ 2316.47	\$ 2707.49	\$2443.38	\$ 2834.40	\$3542.40	\$4030.62	\$ 3834.22	\$ 4387.24	
		72" (1829mm)	TORA-3072-	S	DN4	2408.08	2869.51	2541.69	3003.12	3832.79	4412.32	4177.85	4836.10	
36" (914mm)	72" (1829mm)	84" (2134mm)	TORA-3672-	S	DN4	\$ 2507.94	\$ 2992.78	\$ 2649.59	\$ 3134.43	\$ 4150.39	\$ 4760.27	\$ 4552.62	\$ 5245.86	
		84" (2134mm)	TORA-3684-	S	DN4	2616.84	3179.96	2766.53	3329.65	4495.72	5207.10	4961.15	5771.37	
42" (1067mm)	84" (2134mm)	84" (2134mm)	TORA-4284-	S	DN4	\$ 2732.96	\$ 3321.06	\$ 2892.03	\$ 3480.13	\$ 4865.06	\$ 5608.84	\$ 5396.94	\$ 6244.51	
		96" (2438mm)	TORA-4296-	S	DN4	2859.15	3533.40	3027.60	3701.85	5265.33	6120.80	5870.37	6846.67	
36" (914mm)	30" (762mm)	60" (1524mm)	TORA-3060-	S	DN6	\$ 2334.31	\$ 2725.33	\$ 2461.22	\$ 2852.24	\$ 3560.24	\$ 4048.46	\$ 3852.06	\$ 4405.08	
		72" (1829mm)	TORA-3072-	S	DN6	2425.92	2887.35	2559.53	3020.96	3850.63	4430.16	4195.69	4853.94	
36" (914mm)	72" (1829mm)	84" (2134mm)	TORA-3672-	S	DN6	\$ 2525.78	\$ 3010.62	\$ 2667.43	\$ 3152.27	\$ 4168.23	\$ 4778.11	\$ 4570.46	\$ 5263.70	
		84" (2134mm)	TORA-3684-	S	DN6	2634.68	3197.80	2784.37	3347.49	4513.56	5224.94	4978.99	5789.21	
42" (1067mm)	84" (2134mm)	84" (2134mm)	TORA-4284-	S	DN6	\$ 2750.80	\$ 3338.90	\$ 2909.87	\$ 3497.97	\$ 4882.90	\$ 5626.68	\$ 5414.78	\$ 6262.35	
		96" (2438mm)	TORA-4296-	S	DN6	2876.99	3551.24	3045.44	3719.69	5283.17	6138.64	5888.21	6864.51	
Base — Power Ready														
29" (737mm)	30" (762mm)	60" (1524mm)	TORA-3060-	S	DK4	\$ 2346.95	\$ 2737.97	\$ 2473.86	\$ 2864.88	\$ 3572.88	\$ 4061.10	\$ 3864.70	\$ 4417.72	
		72" (1829mm)	TORA-3072-	S	DK4	2438.56	2899.99	2572.17	3033.60	3863.27	4442.80	4208.33	4866.58	
36" (914mm)	72" (1829mm)	84" (2134mm)	TORA-3672-	S	DK4	\$ 2538.42	\$ 3023.26	\$ 2680.07	\$ 3164.91	\$ 4180.87	\$ 4790.75	\$ 4583.10	\$ 5276.34	
		84" (2134mm)	TORA-3684-	S	DK4	2647.32	3210.44	2797.01	3360.13	4526.20	5237.58	4991.63	5801.85	
42" (1067mm)	84" (2134mm)	84" (2134mm)	TORA-4284-	S	DK4	\$ 2763.44	\$ 3351.54	\$ 2922.51	\$ 3510.61	\$ 4895.54	\$ 5639.32	\$ 5427.42	\$ 6274.99	
		96" (2438mm)	TORA-4296-	S	DK4	2889.63	3563.88	3058.08	3732.33	5295.81	6151.28	5900.85	6877.15	
36" (914mm)	30" (762mm)	60" (1524mm)	TORA-3060-	S	DK6	\$ 2364.79	\$ 2755.81	\$ 2491.70	\$ 2882.72	\$ 3590.72	\$ 4078.94	\$ 3882.54	\$ 4435.56	
		72" (1829mm)	TORA-3072-	S	DK6	2456.40	2917.83	2590.01	3051.44	3881.11	4460.64	4226.17	4884.42	
36" (914mm)	72" (1829mm)	84" (2134mm)	TORA-3672-	S	DK6	\$ 2556.26	\$ 3041.10	\$ 2697.91	\$ 3182.75	\$ 4198.71	\$ 4808.59	\$ 4600.94	\$ 5294.18	
		84" (2134mm)	TORA-3684-	S	DK6	2665.16	3228.28	2814.85	3377.97	4544.04	5255.42	5009.47	5819.69	
42" (1067mm)	84" (2134mm)	84" (2134mm)	TORA-4284-	S	DK6	\$ 2781.28	\$ 3369.38	\$ 2940.35	\$ 3528.45	\$ 4913.38	\$ 5657.16	\$ 5445.26	\$ 6292.83	
		96" (2438mm)	TORA-4296-	S	DK6	2907.47	3581.72	3075.92	3750.17	5313.65	6169.12	5918.69	6894.99	

Jive Table — Dual Disc Base

Racetrack



TCRT-SND
Class JV



Features

- Includes 1.18" (30mm) thick standard top, two bases, glides and hardware.
- High-Pressure Laminate (HPL) top with knife edge or 3mm edgeband edges or wood veneer top with 3mm wood edgeband or knife edge.
- Standard table heights are 29" (737mm) and 36" (914mm).
- Table is available with black glides only.
- Ships unassembled.

Specification Tips

- Disc Base Diameter Sizes:
 - 30" (762mm) tops include 21" (533mm) two disc bases
 - 36" (914mm) tops include two 27" (686mm) disc bases
 - 42" (1067mm) tops include two 27" (686mm) disc bases
- Specifying a cutout does not automatically include a Power Ready base.**
- Factory installed cutout is available for:
 - Specify the (F) option for a Center, Single-Sided/4 outlet Flip Top Unit
 - Specify the (J) option for a Center, Single-Sided/6 outlet Flip Top Unit
 - Specify the (M) option for a Center, Double-Sided/8 outlet Flip Top Unit
 - Specify the (Q) option for a Center, Double-Sided/12 outlet Flip Top Unit
- Power Ready Base:
 - Flip Top Unit circuit breaker plug will not fit in the Power Ready Base opening.**
 - Power cord length determines the distance to building power source.**
- Separately specified:
 - Horizontal and Vertical Wire Management
 - See Accessories Price List for Power and Data Components
- Refer to Specification Guide:
 - Accessory placement and compatibility.
 - Seating capacities and base location.
 - Information on electrical components compatible with factory cut opening.
 - Power Ready base cable capacity.
- Application may require approval of local authority having jurisdiction (AHJ); ensure compliance before placing orders and installation.

To Order, Specify:

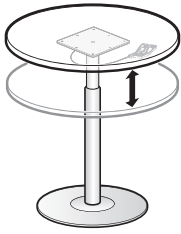
- Product number, including:
 - Surface Option:**
 - L** Laminate
 - W** Wood
 - Edge Option:**
 - Laminate:
 - J** Edgeband
 - F** Knife
 - Wood:
 - K** Edgeband
 - U** Knife
 - Cutout:**
 - N** No Cutout
 - F** Center, Single-Sided/4 outlets (add **\$51.51** list)
 - J** Center, Single-Sided/6 outlets (add **\$51.51** list)
 - M** Center, Double-Sided/8 outlets (add **\$51.51** list)
 - Q** Center, Double-Sided/12 outlets (add **\$51.51** list)
 - Laminate surface color or wood finish color.
 - Edgeband trim color (laminated only).
 - Base trim color.
- Note: \$70.82** upcharge list for Metallic trim colors.

Height	Depth	Width	Number	HPL				Wood					
				J	F	J	F	K	U	K	U		
Base — No Power													
29" (737mm)	30" (762mm)	60" (1524mm)	TCRT-3060-	S	DN4	\$ 2321.28	\$ 2712.30	\$ 2448.19	\$ 2839.21	\$ 3547.21	\$ 4035.43	\$ 3839.03	\$ 4392.05
		72" (1829mm)	TCRT-3072-	S	DN4	2412.89	2874.32	2546.50	3007.93	3837.60	4417.13	4182.66	4840.91
36" (914mm)	72" (1829mm)	84" (2134mm)	TCRT-3672-	S	DN4	\$ 2512.75	\$ 2997.59	\$ 2654.40	\$ 3139.24	\$ 4155.20	\$ 4765.08	\$ 4557.43	\$ 5250.67
		84" (2134mm)	TCRT-3684-	S	DN4	2621.65	3184.77	2771.34	3334.46	4500.53	5211.91	4965.96	5776.18
42" (1067mm)	84" (2134mm)	84" (2134mm)	TCRT-4284-	S	DN4	\$ 2737.77	\$ 3325.87	\$ 2896.84	\$ 3484.94	\$ 4869.87	\$ 5613.65	\$ 5401.75	\$ 6249.32
		96" (2438mm)	TCRT-4296-	S	DN4	2863.96	3538.21	3032.41	3706.66	5270.14	6125.61	5875.18	6851.48
36" (914mm)	30" (762mm)	60" (1524mm)	TCRT-3060-	S	DN6	\$ 2339.13	\$ 2730.15	\$ 2466.04	\$ 2857.06	\$ 3565.06	\$ 4053.28	\$ 3856.88	\$ 4409.90
		72" (1829mm)	TCRT-3072-	S	DN6	2430.74	2892.17	2564.35	3025.78	3855.45	4434.98	4200.51	4858.76
36" (914mm)	72" (1829mm)	84" (2134mm)	TCRT-3672-	S	DN6	\$ 2530.60	\$ 3015.44	\$ 2672.25	\$ 3157.09	\$ 4173.05	\$ 4782.93	\$ 4575.28	\$ 5268.52
		84" (2134mm)	TCRT-3684-	S	DN6	2639.50	3202.62	2789.19	3352.31	4518.38	5229.76	4983.81	5794.03
42" (1067mm)	84" (2134mm)	84" (2134mm)	TCRT-4284-	S	DN6	\$ 2755.62	\$ 3343.72	\$ 2914.69	\$ 3502.79	\$ 4887.72	\$ 5631.50	\$ 5419.60	\$ 6267.17
		96" (2438mm)	TCRT-4296-	S	DN6	2881.81	3566.06	3050.26	3724.51	5287.99	6143.46	5893.03	6869.33
Base — Power Ready													
29" (737mm)	30" (762mm)	60" (1524mm)	TCRT-3060-	S	DK4	\$ 2351.76	\$ 2742.78	\$ 2478.67	\$ 2869.69	\$ 3577.69	\$ 4065.91	\$ 3869.51	\$ 4422.53
		72" (1829mm)	TCRT-3072-	S	DK4	2443.37	2904.80	2576.98	3038.41	3868.08	4447.61	4213.14	4871.39
36" (914mm)	72" (1829mm)	84" (2134mm)	TCRT-3672-	S	DK4	\$ 2543.23	\$ 3028.07	\$ 2684.88	\$ 3169.72	\$ 4185.68	\$ 4795.56	\$ 4587.91	\$ 5281.15
		84" (2134mm)	TCRT-3684-	S	DK4	2652.13	3215.25	2801.82	3364.94	4531.01	5242.39	4996.44	5806.66
42" (1067mm)	84" (2134mm)	84" (2134mm)	TCRT-4284-	S	DK4	\$ 2768.25	\$ 3356.35	\$ 2927.32	\$ 3515.42	\$ 4900.35	\$ 5644.13	\$ 5432.23	\$ 6279.80
		96" (2438mm)	TCRT-4296-	S	DK4	2894.44	3568.69	3062.89	3737.14	5300.62	6156.09	5905.66	6881.96
36" (914mm)	30" (762mm)	60" (1524mm)	TCRT-3060-	S	DK6	\$ 2369.61	\$ 2760.63	\$ 2496.52	\$ 2887.54	\$ 3595.54	\$ 4083.76	\$ 3887.36	\$ 4440.38
		72" (1829mm)	TCRT-3072-	S	DK6	2461.22	2922.65	2594.83	3056.26	3885.93	4465.46	4230.99	4889.24
36" (914mm)	72" (1829mm)	84" (2134mm)	TCRT-3672-	S	DK6	\$ 2561.08	\$ 3045.92	\$ 2702.73	\$ 3187.57	\$ 4203.53	\$ 4813.41	\$ 4605.76	\$ 5299.00
		84" (2134mm)	TCRT-3684-	S	DK6	2669.98	3233.10	2819.67	3382.79	4548.86	5260.24	5014.29	5824.51
42" (1067mm)	84" (2134mm)	84" (2134mm)	TCRT-4284-	S	DK6	\$ 2786.10	\$ 3374.20	\$ 2945.17	\$ 3533.27	\$ 4918.20	\$ 5661.98	\$ 5450.08	\$ 6297.65
		96" (2438mm)	TCRT-4296-	S	DK6	2912.29	3586.54	3080.74	3754.99	5318.47	6173.94	5923.51	6899.81

Jive Table — Disc Base

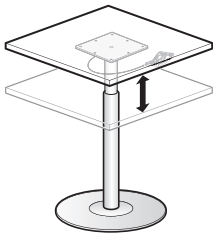
Pneumatic Adjustment

Round



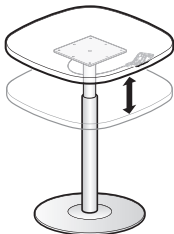
TCRN

Square



TCRQ

Pebble



TCRP
Class JV

Features

- Includes 1.18"(30mm) thick top, disc base, glides, pneumatic column with lever and hardware.
- High-Pressure Laminate (HPL) top with knife edge or 3mm edgeband or wood veneer top with 3mm wood edgeband or knife edge.
- Pneumatic height adjustment with 27"(686mm) to 44"(1118mm) continuous adjustment.
- Glides have 0.38"(9.5mm) height adjustment and are standard in black.
- Tables is available with black glides only.

Specification Tips

- Base Sizes:
 - 30"(762mm) tops include 21"(533mm) disc base.
 - 36"(914mm) tops include 27"(686mm) disc base.
- Power cannot be routed through column.
- Does not accept screen, AKP, monitor arms or any drawers or pedestals.

To Order, Specify:

1) Product number, including:

1 Surface Option:

- L** Laminate
- W** Wood

2 Edge Option:

- Laminate:
- J** Edgeband
 - F** Knife
- Wood:
- K** Edgeband
 - U** Knife

2) Laminate surface color or wood finish color.

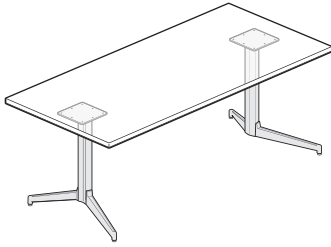
3) Edgeband trim color (laminate only).

4) Base trim color.

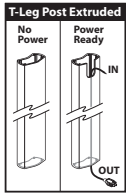
Note: \$70.82 upcharge list for Grade B trim colors.

Diameter	Number ①②	HPL		B		Wood		B		U
		A	F	J	F	A	U	K		
		J	F	J	F	K	U	K	U	
Round										
30"(762mm)	TCRN-3030-■ ■ SNDNA	\$1944.78	\$2226.60	\$2050.25	\$2332.07	\$2574.15	\$2802.59	\$2708.37	\$2959.83	
36"(914mm)	TCRN-3636-■ ■ SNDNA	2039.98	2365.48	2152.82	2478.32	2876.51	3232.17	3065.58	3464.95	
Square										
30"(762mm)	TCRQ-3030-■ ■ SNDNA	\$1944.78	\$2226.60	\$2050.25	\$2332.07	\$2574.15	\$2802.59	\$2708.37	\$2959.83	
36"(914mm)	TCRQ-3636-■ ■ SNDNA	2039.98	2365.48	2152.82	2478.32	2876.51	3232.17	3065.58	3464.95	
Pebble										
30"(762mm)	TCRP-3030-■ ■ SNDNA	\$1944.78	\$2226.60	\$2050.25	\$2332.07	\$2574.15	\$2802.59	\$2708.37	\$2959.83	
36"(914mm)	TCRP-3636-■ ■ SNDNA	2039.98	2365.48	2152.82	2478.32	2876.51	3232.17	3065.58	3464.95	

Jive Table — T-Leg — Extruded Rectangle



TORA-SNT
Class JV



Features

- Includes 1.18" (30mm) thick top, two T-Leg bases with extruded columns, and hardware.
- Standard table heights are 29" (737mm), 36" (914mm) and 42" (1067mm).
- High-Pressure Laminate (HPL) top with knife edge or 3mm edgeband edges or wood veneer top with 3mm wood edgeband or knife edge.
- Optional Belong Hatch cutout:
 - Laminate tops only with one cutout.
 - Available on 30"D and 36"D worksurfaces:
 - 30"D - Widths 54" (1372mm), 60" (1524mm), 66" (1676mm) and 72" (1829mm). All heights.
 - 36"D - Widths 66" (1676mm) and 72" (1829mm). All heights.
 - 36"D with 60" (1524mm) only available on 29" (737mm)H table.
 - Requires separately specified Belong Hatch.
 - Refer to Specification Guide for cutout details.
- Casters:
 - Two locking and two non-locking casters.
 - Standard in black.
- Glides:
 - 0.625" (16mm) adjustment.
 - Standard in black.
- Casters and glides are not interchangeable.
- Depth and width shown in nominal dimensions.
- Ships unassembled.

Specification Tips

- Edge choice allows a flat seam between tables.
- **Specifying a cutout does not automatically include a Power Ready base.**
- Factory installed cutouts are available for:
 - Specify the (F) option for a Center, Single-Sided/4 outlet Flip Top Unit
 - Specify the (J) option for a Center, Single-Sided/6 outlet Flip Top Unit
 - Specify the (H) option for Belong Hatch
- Power Ready Base:
 - Allows for cord management through one of the Extruded T-Legs. Powered leg location determined during installation.
 - Casters and Glides:
 - Specify the (J) option for Casters on the Power Ready base (only available on 29" (737mm)H tables)
 - Specify the (K) option for Glides on the Power Ready base (available on 29" (737mm), 36" (914mm) and 42" (1067mm)H tables)
 - Flip Top Unit circuit breaker plug will not fit in the Power Ready Base opening.**
- **Power cord length determines the distance to building power source.**
- Separately specified:
 - Ganging Mechanism - Recommended for use with power between tables.
 - Horizontal and Vertical Wire Management
 - Power and Data Components - Accessories
- Refer to Specification Guide:
 - Accessory placement and compatibility.
 - Seating capacities and leg locations.
 - Information on electrical components compatible with factory cut opening.
 - Power Ready base cable capacity.
- Application may require approval of local authority having jurisdiction (AHJ); ensure compliance before placing orders and installation.

To Order, Specify:

1) Product number, including:

1 Surface Option:

- L** Laminate
- W** Wood

2 Edge Option:

- Laminate:
- J** Edgeband
 - F** Knife

- Wood:
- K** Edgeband
 - U** Knife

3 Cutout:

- N** No Cutout
- F** Center, Single-Sided/4 outlets (add **\$51.51** list)
- J** Center, Single-Sided/6 outlets (add **\$51.51** list)
- H** Belong Hatch (add **\$51.51** list)

4 Base and Wire Management Option:

Base - No Power:

- C** Casters (add **\$25.09** list) (29" (737mm) Height Only)
- G** Glides

Base - Power Ready:

- J** Casters (add **\$25.09** list) (29" (737mm) Height Only)
- K** Glides

5 Base Finish Option:

- A** Painted
- B** Polished (add **\$71.35** list)

2) Laminate surface color or wood finish color.

3) Edgeband trim color (laminate only).

4) Base trim color.

Note: \$70.82 upcharge list for Metallic trim colors.

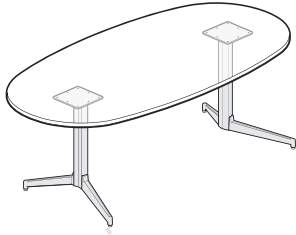
Jive Table — T-Leg — Extruded Rectangle

Height	Depth	Width	Number	① ② ③ ④ ⑤	HPL		B		Wood		B		U	
					A	F	J	F	A	U	K	U		
Base — No Power — No Cutout														
J	F	J	F	K	U	K	U							
29"(737mm)	18"(457mm)	48"(1219mm)	TCRA-1848-	S T 4	\$1043.63	\$1329.99	\$1153.12	\$1439.48	\$1779.43	\$2131.94	\$1941.45	\$2338.05		
		54"(1372mm)	TCRA-1854-	S T 4	1072.52	1388.59	1184.02	1500.09	1870.88	2261.91	2049.81	2490.81		
		60"(1524mm)	TCRA-1860-	S T 4	1101.68	1449.02	1215.19	1562.53	1963.13	2394.71	2159.15	2646.89		
		66"(1676mm)	TCRA-1866-	S T 4	1131.09	1511.28	1246.61	1626.80	2056.17	2530.35	2269.45	2806.28		
		72"(1829mm)	TCRA-1872-	S T 4	1160.77	1575.38	1278.30	1692.91	2150.01	2668.82	2380.73	2969.00		
	24"(610mm)	36"(914mm)	TCRA-2436-	S T 4	\$1037.70	\$1288.07	\$1147.19	\$1397.56	\$1761.23	\$2067.07	\$1919.30	\$2262.11		
		42"(1067mm)	TCRA-2442-	S T 4	1074.20	1351.92	1186.37	1464.09	1876.97	2218.27	2056.24	2439.93		
		48"(1219mm)	TCRA-2448-	S T 4	1110.97	1417.60	1225.82	1532.45	1993.51	2372.30	2194.16	2621.06		
		54"(1372mm)	TCRA-2454-	S T 4	1148.00	1485.11	1265.53	1602.64	2110.84	2529.17	2333.04	2805.50		
		60"(1524mm)	TCRA-2460-	S T 4	1185.28	1554.46	1305.49	1674.67	2228.97	2688.87	2472.89	2993.27		
30"(762mm)	36"(914mm)	66"(1676mm)	TCRA-2466-	S T 4	1222.82	1625.64	1345.71	1748.53	2347.89	2851.40	2613.71	3184.35		
		72"(1829mm)	TCRA-2472-	S T 4	1260.63	1698.65	1386.20	1824.22	2467.61	3016.77	2755.49	3378.75		
		42"(1067mm)	TCRA-3042-	S T 4	\$1088.78	\$1357.84	\$1202.29	\$1471.35	\$1923.56	\$2253.64	\$2110.98	\$2481.74		
		48"(1219mm)	TCRA-3048-	S T 4	1133.41	1430.61	1250.27	1547.47	2065.18	2431.74	2278.44	2691.24		
		54"(1372mm)	TCRA-3054-	S T 4	1178.31	1505.21	1298.52	1625.42	2207.60	2612.67	2446.87	2904.06		
	36"(914mm)	60"(1524mm)	TCRA-3060-	S T 4	1223.47	1581.64	1347.03	1705.20	2350.81	2796.43	2616.27	3120.20		
		66"(1676mm)	TCRA-3066-	S T 4	1268.88	1659.90	1395.79	1786.81	2494.81	2983.03	2786.63	3339.65		
		72"(1829mm)	TCRA-3072-	S T 4	1314.55	1739.99	1444.81	1870.25	2639.61	3172.46	2957.96	3562.42		
		60"(1524mm)	TCRA-3660-	S T 4	\$1352.48	\$1765.34	\$1486.09	\$1898.95	\$2760.65	\$3277.19	\$3100.37	\$3686.03		
		66"(1676mm)	TCRA-3666-	S T 4	1406.28	1854.35	1543.91	1991.98	2931.33	3493.52	3302.22	3940.49		
36"(914mm)	24"(610mm)	72"(1829mm)	TCRA-3672-	S T 4	1460.35	1945.19	1602.00	2086.84	3102.80	3712.68	3505.03	4198.27		
		36"(914mm)	TCRA-2436-	S TG6	\$1197.87	\$1448.24	\$1307.36	\$1557.73	\$1921.40	\$2227.24	\$2079.47	\$2422.28		
		42"(1067mm)	TCRA-2442-	S TG6	1234.37	1512.09	1346.54	1624.26	2037.14	2378.44	2216.41	2600.10		
		48"(1219mm)	TCRA-2448-	S TG6	1271.14	1577.77	1385.99	1692.62	2153.68	2532.47	2354.33	2781.23		
		54"(1372mm)	TCRA-2454-	S TG6	1308.17	1645.28	1425.70	1762.81	2271.01	2689.34	2493.21	2965.67		
	30"(762mm)	60"(1524mm)	TCRA-2460-	S TG6	1345.45	1714.63	1465.66	1834.84	2389.14	2849.04	2633.06	3153.44		
		66"(1676mm)	TCRA-2466-	S TG6	1382.99	1785.81	1505.88	1908.70	2508.06	3011.57	2773.88	3344.52		
		72"(1829mm)	TCRA-2472-	S TG6	1420.80	1858.82	1546.37	1984.39	2627.78	3176.94	2915.66	3538.92		
		36"(914mm)	TCRA-3036-	S TG6	\$1248.95	\$1518.01	\$1362.46	\$1631.52	\$2083.73	\$2413.81	\$2271.15	\$2641.91		
		42"(1067mm)	TCRA-3042-	S TG6	1293.58	1590.78	1410.44	1707.64	2225.35	2591.91	2438.61	2851.41		
42"(1067mm)	24"(610mm)	48"(1219mm)	TCRA-3048-	S TG6	1338.48	1665.38	1458.69	1785.59	2367.77	2772.84	2607.04	3064.23		
		54"(1372mm)	TCRA-3054-	S TG6	1383.64	1741.81	1507.20	1865.37	2510.98	2956.60	2776.44	3280.37		
		60"(1524mm)	TCRA-3060-	S TG6	1429.05	1820.07	1555.96	1946.98	2654.98	3143.20	2946.80	3499.82		
		66"(1676mm)	TCRA-3066-	S TG6	1474.72	1900.16	1604.98	2030.42	2799.78	3332.63	3118.13	3722.59		
		72"(1829mm)	TCRA-3072-	S TG6	1520.66	1982.09	1654.27	2115.70	2945.37	3524.90	3290.43	3948.68		
	36"(914mm)	66"(1676mm)	TCRA-3666-	S TG6	\$1566.45	\$2014.52	\$1704.08	\$2152.15	\$3091.50	\$3653.69	\$3462.39	\$4100.66		
		72"(1829mm)	TCRA-3672-	S TG6	1620.52	2105.36	1762.17	2247.01	3262.97	3872.85	3665.20	4358.44		
		42"(1067mm)	TCRA-2436-	S TG7	\$1342.01	\$1592.38	\$1451.50	\$1701.87	\$2065.54	\$2371.38	\$2223.61	\$2566.42		
		48"(1219mm)	TCRA-2448-	S TG7	1378.51	1656.23	1490.68	1768.40	2181.28	2522.58	2360.55	2744.24		
		54"(1372mm)	TCRA-2454-	S TG7	1415.28	1721.91	1530.13	1836.76	2297.82	2676.61	2498.47	2925.37		
30"(762mm)	24"(610mm)	60"(1524mm)	TCRA-2460-	S TG7	1452.31	1789.42	1569.84	1906.95	2415.15	2833.48	2637.35	3109.81		
		66"(1676mm)	TCRA-2466-	S TG7	1489.59	1858.77	1609.80	1978.98	2533.28	2993.18	2777.20	3297.58		
		72"(1829mm)	TCRA-2472-	S TG7	1527.13	1929.95	1650.02	2052.84	2652.20	3155.71	2918.02	3488.66		
		36"(914mm)	TCRA-3036-	S TG7	1564.94	2002.96	1690.51	2128.53	2771.92	3321.08	3059.80	3683.06		
		42"(1067mm)	TCRA-3042-	S TG7	\$1393.09	\$1662.15	\$1506.60	\$1775.66	\$2227.87	\$2557.95	\$2415.29	\$2786.05		
	36"(914mm)	48"(1219mm)	TCRA-3048-	S TG7	1437.72	1734.92	1554.58	1851.78	2369.49	2736.05	2582.75	2995.55		
		54"(1372mm)	TCRA-3054-	S TG7	1482.62	1809.52	1602.83	1929.73	2511.91	2916.98	2751.18	3208.37		
		60"(1524mm)	TCRA-3060-	S TG7	1527.78	1885.95	1651.34	2009.51	2655.12	3100.74	2920.58	3424.51		
		66"(1676mm)	TCRA-3066-	S TG7	1573.19	1964.21	1700.10	2091.12	2799.12	3287.34	3090.94	3643.96		
		72"(1829mm)	TCRA-3072-	S TG7	1618.86	2044.30	1749.12	2174.56	2943.92	3476.77	3262.27	3866.73		
36"(914mm)	72"(1829mm)	TCRA-3672-	S TG7	1664.80	2126.23	1798.41	2259.84	3089.51	3669.04	3434.57	4092.82			
	72"(1829mm)	TCRA-3672-	S TG7	\$1710.59	\$2158.66	\$1848.22	\$2296.29	\$3235.64	\$3797.83	\$3606.53	\$4244.80			
					1764.66	2249.50	1906.31	2391.15	3407.11	4016.99	3809.34	4502.58		

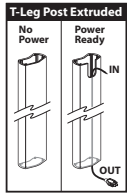
Jive Table — T-Leg — Extruded Rectangle

Height	Depth	Width	Number	① ② ③ ④ ⑤	HPL		B		Wood			B		U	
					A	F	J	F	A	K	U	K	U		
Base — Power Ready — No Cutout															
29"(737mm)	18"(457mm)	48"(1219mm)	TCRA-1848-	S T 4	\$1074.11	\$1360.47	\$1183.60	\$1469.96	\$1809.91	\$2162.42	\$1971.93	\$2368.53			
		54"(1372mm)	TCRA-1854-	S T 4	1103.00	1419.07	1214.50	1530.57	1901.36	2292.39	2080.29	2521.29			
		60"(1524mm)	TCRA-1860-	S T 4	1132.16	1479.50	1245.67	1593.01	1993.61	2425.19	2189.63	2677.37			
		66"(1676mm)	TCRA-1866-	S T 4	1161.57	1541.76	1277.09	1657.28	2086.65	2560.83	2299.93	2836.76			
		72"(1829mm)	TCRA-1872-	S T 4	1191.25	1605.86	1308.78	1723.39	2180.49	2699.30	2411.21	2999.48			
24"(610mm)	36"(914mm)	36"(914mm)	TCRA-2436-	S T 4	\$1068.18	\$1318.55	\$1177.67	\$1428.04	\$1791.71	\$2097.55	\$1949.78	\$2292.59			
		42"(1067mm)	TCRA-2442-	S T 4	1104.68	1382.40	1216.85	1494.57	1907.45	2248.75	2086.72	2470.41			
		48"(1219mm)	TCRA-2448-	S T 4	1141.45	1448.08	1256.30	1562.93	2023.99	2402.78	2224.64	2651.54			
		54"(1372mm)	TCRA-2454-	S T 4	1178.48	1515.59	1296.01	1633.12	2141.32	2559.65	2363.52	2835.98			
		60"(1524mm)	TCRA-2460-	S T 4	1215.76	1584.94	1335.97	1705.15	2259.45	2719.35	2503.37	3023.75			
		66"(1676mm)	TCRA-2466-	S T 4	1253.30	1656.12	1376.19	1779.01	2378.37	2881.88	2644.19	3214.83			
		72"(1829mm)	TCRA-2472-	S T 4	1291.11	1729.13	1416.68	1854.70	2498.09	3047.25	2785.97	3409.23			
30"(762mm)	36"(914mm)	36"(914mm)	TCRA-3036-	S T 4	\$1119.26	\$1388.32	\$1232.77	\$1501.83	\$1954.04	\$2284.12	\$2141.46	\$2512.22			
		42"(1067mm)	TCRA-3042-	S T 4	1163.89	1461.09	1280.75	1577.95	2095.66	2462.22	2308.92	2721.72			
		48"(1219mm)	TCRA-3048-	S T 4	1208.79	1535.69	1329.00	1655.90	2238.08	2643.15	2477.35	2934.54			
		54"(1372mm)	TCRA-3054-	S T 4	1253.95	1612.12	1377.51	1735.68	2381.29	2826.91	2646.75	3150.68			
		60"(1524mm)	TCRA-3060-	S T 4	1299.36	1690.38	1426.27	1817.29	2525.29	3013.51	2817.11	3370.13			
		66"(1676mm)	TCRA-3066-	S T 4	1345.03	1770.47	1475.29	1900.73	2670.09	3202.94	2988.44	3592.90			
		72"(1829mm)	TCRA-3072-	S T 4	1390.97	1852.40	1524.58	1986.01	2815.68	3395.21	3160.74	3818.99			
		36"(914mm)	60"(1524mm)	TCRA-3660-	S T 4	\$1382.96	\$1795.82	\$1516.57	\$1929.43	\$2791.13	\$3307.67	\$3130.85	\$3716.51		
36"(914mm)	24"(610mm)	66"(1676mm)	TCRA-3666-	S T 4	1436.76	1884.83	1574.39	2022.46	2961.81	3524.00	3332.70	3970.97			
		72"(1829mm)	TCRA-3672-	S T 4	1490.83	1975.67	1632.48	2117.32	3133.28	3743.16	3535.51	4228.75			
		36"(914mm)	60"(1524mm)	TCRA-3660-	S TK6	\$1228.35	\$1478.72	\$1337.84	\$1588.21	\$1951.88	\$2257.72	\$2109.95	\$2452.76		
36"(914mm)	24"(610mm)	42"(1067mm)	TCRA-2442-	S TK6	1264.85	1542.57	1377.02	1654.74	2067.62	2408.92	2246.89	2630.58			
		48"(1219mm)	TCRA-2448-	S TK6	1301.62	1608.25	1416.47	1723.10	2184.16	2562.95	2384.81	2811.71			
		54"(1372mm)	TCRA-2454-	S TK6	1338.65	1675.76	1456.18	1793.29	2301.49	2719.82	2523.69	2996.15			
		60"(1524mm)	TCRA-2460-	S TK6	1375.93	1745.11	1496.14	1865.32	2419.62	2879.52	2663.54	3183.92			
		66"(1676mm)	TCRA-2466-	S TK6	1413.47	1816.29	1536.36	1939.18	2538.54	3042.05	2804.36	3375.00			
		72"(1829mm)	TCRA-2472-	S TK6	1451.28	1889.30	1576.85	2014.87	2658.26	3207.42	2946.14	3569.40			
		30"(762mm)	36"(914mm)	TCRA-3036-	S TK6	\$1279.43	\$1548.49	\$1392.94	\$1662.00	\$2114.21	\$2444.29	\$2301.63	\$2672.39		
		42"(1067mm)	TCRA-3042-	S TK6	1324.06	1621.26	1440.92	1738.12	2255.83	2622.39	2469.09	2881.89			
42"(1067mm)	24"(610mm)	48"(1219mm)	TCRA-3048-	S TK6	1368.96	1695.86	1489.17	1816.07	2398.25	2803.32	2637.52	3094.71			
		54"(1372mm)	TCRA-3054-	S TK6	1414.12	1772.29	1537.68	1895.85	2541.46	2987.08	2806.92	3310.85			
		60"(1524mm)	TCRA-3060-	S TK6	1459.53	1850.55	1586.44	1977.46	2685.46	3173.68	2977.28	3530.30			
		66"(1676mm)	TCRA-3066-	S TK6	1505.20	1930.64	1635.46	2060.90	2830.26	3363.11	3148.61	3753.07			
		72"(1829mm)	TCRA-3072-	S TK6	1551.14	2012.57	1684.75	2146.18	2975.85	3555.38	3320.91	3979.16			
		36"(914mm)	66"(1676mm)	TCRA-3666-	S TK6	\$1596.93	\$2045.00	\$1734.56	\$2182.63	\$3121.98	\$3684.17	\$3492.87	\$4131.14		
		72"(1829mm)	TCRA-3672-	S TK6	1651.00	2135.84	1792.65	2277.49	3293.45	3903.33	3695.68	4388.92			
		42"(1067mm)	24"(610mm)	36"(914mm)	TCRA-2436-	S TK7	\$1372.49	\$1622.86	\$1481.98	\$1732.35	\$2096.02	\$2401.86	\$2254.09	\$2596.90	
42"(1067mm)	TCRA-2442-			S TK7	1408.99	1686.71	1521.16	1798.88	2211.76	2553.06	2391.03	2774.72			
48"(1219mm)	TCRA-2448-			S TK7	1445.76	1752.39	1560.61	1867.24	2328.30	2707.09	2528.95	2955.85			
54"(1372mm)	TCRA-2454-			S TK7	1482.79	1819.90	1600.32	1937.43	2445.63	2863.96	2667.83	3140.29			
60"(1524mm)	TCRA-2460-			S TK7	1520.07	1889.25	1640.28	2009.46	2563.76	3023.66	2807.68	3328.06			
66"(1676mm)	TCRA-2466-			S TK7	1557.61	1960.43	1680.50	2083.32	2682.68	3186.19	2948.50	3519.14			
72"(1829mm)	TCRA-2472-			S TK7	1595.42	2033.44	1720.99	2159.01	2802.40	3351.56	3090.28	3713.54			
30"(762mm)	36"(914mm)			TCRA-3036-	S TK7	\$1423.57	\$1692.63	\$1537.08	\$1806.14	\$2258.35	\$2588.43	\$2445.77	\$2816.53		
30"(762mm)	24"(610mm)	42"(1067mm)	TCRA-3042-	S TK7	1468.20	1765.40	1585.06	1882.26	2399.97	2766.53	2613.23	3026.03			
		48"(1219mm)	TCRA-3048-	S TK7	1513.10	1840.00	1633.31	1960.21	2542.39	2947.46	2781.66	3238.85			
		54"(1372mm)	TCRA-3054-	S TK7	1558.26	1916.43	1681.82	2039.99	2685.60	3131.22	2951.06	3454.99			
		60"(1524mm)	TCRA-3060-	S TK7	1603.67	1994.69	1730.58	2121.60	2829.60	3317.82	3121.42	3674.44			
		66"(1676mm)	TCRA-3066-	S TK7	1649.34	2074.78	1779.60	2205.04	2974.40	3507.25	3292.75	3897.21			
		72"(1829mm)	TCRA-3072-	S TK7	1695.28	2156.71	1828.89	2290.32	3119.99	3699.52	3465.05	4123.30			
		36"(914mm)	66"(1676mm)	TCRA-3666-	S TK7	\$1741.07	\$2189.14	\$1878.70	\$2326.77	\$3266.12	\$3828.31	\$3637.01	\$4275.28		
		72"(1829mm)	TCRA-3672-	S TK7	1795.14	2279.98	1936.79	2421.63	3437.59	4047.47	3839.82	4533.06			

Jive Table — T-Leg — Extended Pebble



TCRP-SNT
Class JV



Features

- Includes 1.18" (30mm) thick top, two T-Leg bases with extruded columns, and hardware.
- Standard table height is 29" (737mm).
- High-Pressure Laminate (HPL) top with knife edge or 3mm edgeband edges or wood veneer top with 3mm wood edgeband or knife edge.
- Casters:
 - Two locking and two non-locking casters.
 - Standard in black.
- Glides:
 - 0.625" (16mm) adjustment.
 - Standard in black.
- Casters and glides are not interchangeable.
- Depth and width shown in nominal dimensions.
- Ships unassembled.

Specification Tips

- **Specifying a cutout does not automatically include a Power Ready base.**
- Factory installed cutout is available for:
 - Specify the (F) option for a Center, Single-Sided/4 outlet Flip Top Unit
 - Specify the (J) option for a Center, Single-Sided/6 outlet Flip Top Unit
- Power Ready Base:
 - Allows for cord management through one of the Extruded T-Leg. Powered leg location determined during installation.
 - Casters and Glides:
 - Specify the (J) option for Casters on the Power Ready base
 - Specify the (K) option for Glides on the Power Ready base
 - Flip Top Unit circuit breaker plug will not fit in the Power Ready Base opening.**
- **Power cord length determines the distance to building power source.**
- Separately specified:
 - Horizontal and Vertical Wire Management
 - Power and Data Components
 - Accessories
- Refer to Specification Guide:
- Accessory placement and compatibility.
- Seating capacities and leg locations.
- Information on electrical components compatible with factory cut opening.
- Power Ready base cable capacity.
- Application may require approval of local authority having jurisdiction (AHJ); ensure compliance before placing orders and installation.

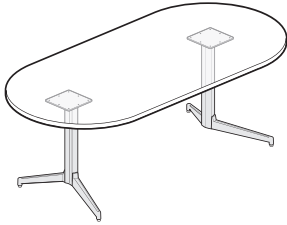
To Order, Specify:

- Product number, including:
 - Surface Option:**
 - L** Laminate
 - W** Wood
 - Edge Option:**
 - Laminate:
 - J** Edgeband
 - F** Knife
 - Wood:
 - K** Edgeband
 - U** Knife
 - Cutout:**
 - N** No Cutout
 - F** Center, Single-Sided/4 outlets (add **\$51.51** list)
 - J** Center, Single-Sided/6 outlets (add **\$51.51** list)
 - Base and Wire Management Option:**
 - Base - No Power:
 - C** Casters (add **\$25.09** list) (29" (737mm) Height Only)
 - G** Glides
 - Base - Power Ready:
 - J** Casters (add **\$25.09** list) (29" (737mm) Height Only)
 - K** Glides
 - Base Finish Option:**
 - A** Painted
 - B** Polished (add **\$71.35** list)
- Laminate surface color or wood finish color.
- Edgeband trim color (laminate only).
- Base trim color.

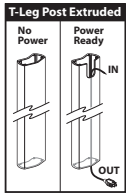
Note: \$70.82 upcharge list for Metallic trim colors.

Height	Depth	Width	Number	①	②	③	④	⑤	HPL		B		Wood		B		U	
									A	F	J	F	A	U	K	U		
Base — No Power — No Cutout																		
29" (737mm)	30" (762mm)	48" (1219mm)	TCRP-3048-	■	S	T	4	■	\$ 1178.31	\$ 1505.21	\$ 1298.52	\$ 1625.42	\$ 2207.60	\$ 2612.67	\$ 2446.87	\$ 2904.06		
		60" (1524mm)	TCRP-3060-	■	S	T	4	■	1268.88	1659.90	1395.79	1786.81	2494.81	2983.03	2786.63	3339.65		
		72" (1829mm)	TCRP-3072-	■	S	T	4	■	1360.49	1821.92	1494.10	1955.53	2785.20	3364.73	3130.26	3788.51		
	36" (914mm)	60" (1524mm)	TCRP-3660-	■	S	T	4	■	\$ 1352.48	\$ 1765.34	\$ 1486.09	\$ 1898.95	\$ 2760.65	\$ 3277.19	\$ 3100.37	\$ 3686.03		
		72" (1829mm)	TCRP-3672-	■	S	T	4	■	1460.35	1945.19	1602.00	2086.84	3102.80	3712.68	3505.03	4198.27		
Base — Power Ready — No Cutout																		
29" (737mm)	30" (762mm)	48" (1219mm)	TCRP-3048-	■	S	T	4	■	\$ 1208.79	\$ 1535.69	\$ 1329.00	\$ 1655.90	\$ 2238.08	\$ 2643.15	\$ 2477.35	\$ 2934.54		
		60" (1524mm)	TCRP-3060-	■	S	T	4	■	1299.36	1690.38	1426.27	1817.29	2525.29	3013.51	2817.11	3370.13		
		72" (1829mm)	TCRP-3072-	■	S	T	4	■	1390.97	1852.40	1524.58	1986.01	2815.68	3395.21	3160.74	3818.99		
	36" (914mm)	60" (1524mm)	TCRP-3660-	■	S	T	4	■	\$ 1382.96	\$ 1795.82	\$ 1516.57	\$ 1929.43	\$ 2791.13	\$ 3307.67	\$ 3130.85	\$ 3716.51		
		72" (1829mm)	TCRP-3672-	■	S	T	4	■	1490.83	1975.67	1632.48	2117.32	3133.28	3743.16	3535.51	4228.75		

Jive Table — T-Leg — Extruded Racetrack



TORT-SNT
Class JV



Features

- Includes 1.18"(30mm) thick top, two T-Leg bases with extruded columns, and hardware.
- Standard table height is 29"(737mm).
- High-Pressure Laminate (HPL) top with knife edge or 3mm edgeband edges or wood veneer top with 3mm wood edgeband or knife edge.
- Casters:
 - Two locking and two non-locking casters.
 - Standard in black.
- Glides:
 - 0.625"(16mm) adjustment.
 - Standard in black.
- Casters and glides are not interchangeable.
- Depth and width shown in nominal dimensions.
- Ships unassembled.

Specification Tips

- **Specifying a cutout does not automatically include a Power Ready base.**
- Factory installed cutout is available for:
 - Specify the (F) option for a Center, Single-Sided/4 outlet Flip Top Unit
 - Specify the (J) option for a Center, Single-Sided/6 outlet Flip Top Unit
- Power Ready Base:
 - Allows for cord management through one of the Extruded T-Leg. Powered leg location determined during installation.
 - Casters and Glides:
 - Specify the (J) option for Casters on the Power Ready base
 - Specify the (K) option for Glides on the Power Ready base
- **Flip Top Unit circuit breaker plug will not fit in the Power Ready Base opening.**
- **Power cord length determines the distance to building power source.**
- Separately specified:
 - Horizontal and Vertical Wire Management
 - Power and Data Components
 - Accessories
- Refer to Specification Guide:
 - Accessory placement and compatibility.
 - Seating capacities and leg locations.
 - Information on electrical components compatible with factory cut opening.
 - Power Ready base cable capacity.
- Application may require approval of local authority having jurisdiction (AHJ); ensure compliance before placing orders and installation.

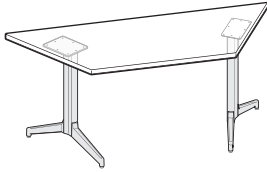
To Order, Specify:

- 1) Product number, including:
 - 1 **Surface Option:**
 - L** Laminate
 - W** Wood
 - 2 **Edge Option:**
 - Laminate:
 - J** Edgeband
 - F** Knife
 - Wood:
 - K** Edgeband
 - U** Knife
 - 3 **Cutout:**
 - N** No Cutout
 - F** Center, Single-Sided/4 outlets (add **\$51.51** list)
 - J** Center, Single-Sided/6 outlets (add **\$51.51** list)
 - 4 **Base and Wire Management Option:**
 - Base - No Power:
 - C** Casters (add **\$25.09** list) (29"(737mm) Height Only)
 - G** Glides
 - Base - Power Ready:
 - J** Casters (add **\$25.09** list) (29"(737mm) Height Only)
 - K** Glides
 - 5 **Base Finish Option:**
 - A** Painted
 - B** Polished (add **\$71.35** list)
- 2) Laminate surface color or wood finish color.
- 3) Edgeband trim color (laminate only).
- 4) Base trim color.

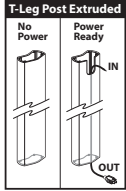
Note: \$70.82 upcharge list for Metallic trim colors.

Height	Depth	Width	Number	1	2	3	4	5	HPL		B		Wood			
									J	F	J	F	A	U	B	U
Base — No Power — No Cutout																
29"(737mm)	30"(762mm)	48"(1219mm)	TCRT-3048-	S	T	4			\$ 1178.31	\$ 1505.21	\$ 1298.52	\$ 1625.42	\$ 2207.60	\$ 2612.67	\$ 2446.87	\$ 2904.06
		60"(1524mm)	TCRT-3060-	S	T	4			1268.88	1659.90	1395.79	1786.81	2494.81	2983.03	2786.63	3339.65
		72"(1829mm)	TCRT-3072-	S	T	4			1360.49	1821.92	1494.10	1955.53	2785.20	3364.73	3130.26	3788.51
	36"(914mm)	60"(1524mm)	TCRT-3660-	S	T	4			\$ 1352.48	\$ 1765.34	\$ 1486.09	\$ 1898.95	\$ 2760.65	\$ 3277.19	\$ 3100.37	\$ 3686.03
		72"(1829mm)	TCRT-3672-	S	T	4			1460.35	1945.19	1602.00	2086.84	3102.80	3712.68	3505.03	4198.27
Base — Power Ready — No Cutout																
29"(737mm)	30"(762mm)	48"(1219mm)	TCRT-3048-	S	T	4			\$ 1208.79	\$ 1535.69	\$ 1329.00	\$ 1655.90	\$ 2238.08	\$ 2643.15	\$ 2477.35	\$ 2934.54
		60"(1524mm)	TCRT-3060-	S	T	4			1299.36	1690.38	1426.27	1817.29	2525.29	3013.51	2817.11	3370.13
		72"(1829mm)	TCRT-3072-	S	T	4			1390.97	1852.40	1524.58	1986.01	2815.68	3395.21	3160.74	3818.99
	36"(914mm)	60"(1524mm)	TCRT-3660-	S	T	4			\$ 1382.96	\$ 1795.82	\$ 1516.57	\$ 1929.43	\$ 2791.13	\$ 3307.67	\$ 3130.85	\$ 3716.51
		72"(1829mm)	TCRT-3672-	S	T	4			1490.83	1975.67	1632.48	2117.32	3133.28	3743.16	3535.51	4228.75

Jive Table — T-Leg — Extruded Trapezoid



TCTP-SNT
Class JV



Features

- Includes 1.18" (30mm) thick top, two T-Leg bases with extruded columns, and hardware.
- Standard table height is 29" (737mm).
- High-Pressure Laminate (HPL) top with knife edge or 3mm edgeband edges or wood veneer top with 3mm wood edgeband or knife edge.
- Casters:
 - Two locking and two non-locking casters.
 - Standard in black.
- Glides:
 - 0.625" (16mm) adjustment.
 - Standard in black.
- Casters and glides are not interchangeable.
- Depth and width shown in nominal dimensions.
- Ships unassembled.

Specification Tips

- Edge choice allows a flat seam between tables.
- **Specifying a cutout does not automatically include a Power Ready base.**
- Factory installed cutout is available for:
 - Specify the (F) option for a Center, Single-Sided/4 outlet Flip Top Unit
 - Specify the (J) option for a Center, Single-Sided/6 outlet Flip Top Unit
- Power Ready Base:
 - Allows for cord management through one of the Extruded T-Legs.
 - Powered leg location determined during installation.
 - Casters and Glides:
 - Specify the (J) option for Casters on the Power Ready base
 - Specify the (K) option for Glides on the Power Ready base
 - Flip Top Unit circuit breaker plug will not fit in the Power Ready Base opening.**
- **Power cord length determines the distance to building power source.**
- Separately specified:
 - Ganging Mechanism - Recommended for use with power between tables.
 - Horizontal and Vertical Wire Management
 - Power and Data Components
 - Accessories
- Refer to Specification Guide:
 - Accessory placement and compatibility.
 - Seating capacities and leg locations.
 - Information on electrical components compatible with factory cut opening.
 - Power Ready base cable capacity.
- Application may require approval of local authority having jurisdiction (AHJ); ensure compliance before placing orders and installation.
- Refer to Specification Guide for accessory placement and compatibility.

To Order, Specify:

1) Product number, including:

1 Surface Option:

- L** Laminate
- W** Wood

2 Edge Option:

- Laminate:
- J** Edgeband
 - F** Knife

Wood:

- K** Edgeband
- U** Knife

3 Cutout:

- N** No Cutout
- F** Center, Single-Sided/4 outlets (add **\$51.51** list)
- J** Center, Single-Sided/6 outlets (add **\$51.51** list)

4 Base and Wire Management Option:

Base - No Power:

- C** Casters (add **\$25.09** list) (29" (737mm) Height Only)
- G** Glides

Base - Power Ready:

- J** Casters (add **\$25.09** list) (29" (737mm) Height Only)
- K** Glides

5 Base Finish Option:

- A** Painted
- B** Polished (add **\$71.35** list)

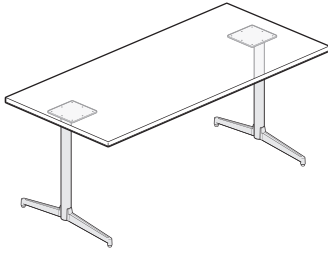
- 2) Laminate surface color or wood finish color.
- 3) Edgeband trim color (laminated only).
- 4) Base trim color.

Note: \$70.82 upcharge list for Metallic trim colors.

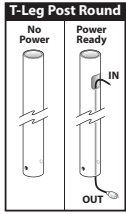
Jive Table — T-Leg — Extruded Trapezoid

Height	Depth	Width	Number	①	②	③	④	⑤	HPL		B		Wood		B		U	
									A	F	J	F	A	U	K	U	K	U
Base — No Power — No Cutout																		
29"(737mm)	24"(610mm)	48"(1219mm)	TCTP-2448-	■	S	T	4	■	\$ 1111.04	\$ 1417.67	\$ 1116.40	\$ 1423.03	\$ 1333.73	\$ 1712.52	\$ 1396.86	\$ 1823.76		
		54"(1372mm)	TCTP-2454-	■	S	T	4	■	1148.07	1485.18	1156.11	1493.22	1451.06	1869.39	1535.74	2008.20		
		60"(1524mm)	TCTP-2460-	■	S	T	4	■	1185.35	1554.53	1196.07	1565.25	1569.19	2029.09	1675.59	2195.97		
		66"(1676mm)	TCTP-2466-	■	S	T	4	■	1222.89	1625.71	1236.29	1639.11	1688.11	2191.62	1816.41	2387.05		
		72"(1829mm)	TCTP-2472-	■	S	T	4	■	1260.70	1698.72	1276.78	1714.80	1807.83	2356.99	1958.19	2581.45		
30"(762mm)	60"(1524mm)	TCTP-3060-	■	S	T	4	■	\$1268.95	\$1659.97	\$1286.37	\$ 1677.39	\$1835.03	\$2323.25	\$1989.33	\$2542.35			
	66"(1676mm)	TCTP-3066-	■	S	T	4	■	1314.62	1740.06	1335.39	1760.83	1979.83	2512.68	2160.66	2765.12			
	72"(1829mm)	TCTP-3072-	■	S	T	4	■	1360.56	1821.99	1384.68	1846.11	2125.42	2704.95	2332.96	2991.21			
36"(914mm)	84"(2134mm)	TCTP-3684-	■	S	T	4	■	\$1569.32	\$2132.44	\$1609.52	\$ 2172.64	\$2788.35	\$3499.73	\$ 3116.26	\$3926.48			
Base — Power Ready — No Cutout																		
29"(737mm)	24"(610mm)	48"(1219mm)	TCTP-2448-	■	S	T	4	■	\$ 1141.52	\$1448.15	\$ 1146.88	\$ 1453.51	\$1364.21	\$ 1743.00	\$ 1427.34	\$ 1854.24		
		54"(1372mm)	TCTP-2454-	■	S	T	4	■	1178.55	1515.66	1186.59	1523.70	1481.54	1899.87	1566.22	2038.68		
		60"(1524mm)	TCTP-2460-	■	S	T	4	■	1215.83	1585.01	1226.55	1595.73	1599.67	2059.57	1706.07	2226.45		
		66"(1676mm)	TCTP-2466-	■	S	T	4	■	1253.37	1656.19	1266.77	1669.59	1718.59	2222.10	1846.89	2417.53		
		72"(1829mm)	TCTP-2472-	■	S	T	4	■	1291.18	1729.20	1307.26	1745.28	1838.31	2387.47	1988.67	2611.93		
30"(762mm)	60"(1524mm)	TCTP-3060-	■	S	T	4	■	\$1299.43	\$1690.45	\$ 1316.85	\$ 1707.87	\$1865.51	\$2353.73	\$ 2019.81	\$ 2572.83			
	66"(1676mm)	TCTP-3066-	■	S	T	4	■	1345.10	1770.54	1365.87	1791.31	2010.31	2543.16	2191.14	2795.60			
	72"(1829mm)	TCTP-3072-	■	S	T	4	■	1391.04	1852.47	1415.16	1876.59	2155.90	2735.43	2363.44	3021.69			
36"(914mm)	84"(2134mm)	TCTP-3684-	■	S	T	4	■	\$1599.80	\$2162.92	\$1640.00	\$2203.12	\$ 2818.83	\$3530.21	\$ 3146.74	\$3956.96			

Jive Table — T-Leg — Round Rectangle



TORA-SNF
Class JV



Features

- Includes 1.18" (30mm) thick top, two T-Leg bases with round columns, and hardware.
- Standard table heights are 29" (737mm), 36" (914mm) and 42" (1067mm).
- High-Pressure Laminate (HPL) top with knife edge or 3mm edgeband edges or wood veneer top with 3mm wood edgeband or knife edge.
- Optional Belong Hatch cutout:
 - Laminate tops only with one cutout.
 - Available on 30"D and 36"D worksurfaces:
 - 30"D - Widths 54" (1372mm), 60" (1524mm), 66" (1676mm) and 72" (1829mm). All heights.
 - 36"D - Widths 66" (1676mm) and 72" (1829mm). All heights.
 - 36"D with 60" (1524mm) only available on 29" (737mm)H table.
 - Requires separately specified Belong Hatch.
 - Refer to Specification Guide for cutout details.
- Casters:
 - Two locking and two non-locking casters.
 - Standard in black.
- Glides:
 - 0.625" (16mm) adjustment.
 - Standard in black.
- Casters and glides are not interchangeable.
- Depth and width shown in nominal dimensions.
- Ships unassembled.

Specification Tips

- No casters on 36" (914mm) or 42" (1067mm) height tables.
- Edge choice allows a flat seam between tables.
- **Specifying a cutout does not automatically include a Power Ready base.**
- Factory installed cutout is available for:
 - Specify the (F) option for a Center, Single-Sided/4 outlet Flip Top Unit
 - Specify the (J) option for a Center, Single-Sided/6 outlet Flip Top Unit
 - Specify the (H) option for Belong Hatch
- Power Ready Base:
 - Allows for cord management through one of the Round T-Legs. Powered leg location determined during installation.
 - Casters and Glides:
 - Specify the (J) option for Casters on the Power Ready base (only available on 29" (737mm)H tables)
 - Specify the (K) option for Glides on the Power Ready base (available on 29" (737mm), 36" (914mm) and 42" (1067mm)H tables)
 - Flip Top Unit circuit breaker plug will not fit in the Power Ready Base opening.**
- **Power cord length determines the distance to building power source.**
- Separately specified:
 - Ganging Mechanism - Recommended for use with power between tables.
 - Horizontal and Vertical Wire Management
 - Power and Data Components
 - Accessories
- Refer to Specification Guide:
 - Accessory placement and compatibility.
 - Seating capacities and leg locations.
 - Information on electrical components compatible with factory cut opening.
 - Power Ready base cable capacity.
- Application may require approval of local authority having jurisdiction (AHJ); ensure compliance before placing orders and installation.

To Order, Specify:

1) Product number, including:

1 Surface Option:

- L** Laminate
- W** Wood

2 Edge Option:

Laminate:

- J** Edgeband
- F** Knife

Wood:

- K** Edgeband
- U** Knife

3 Cutout:

- N** No Cutout
- F** Center, Single-Sided/
4 outlets (add **\$51.51** list)
- J** Center, Single-Sided/
6 outlets (add **\$51.51** list)
- H** Belong Hatch (add **\$51.51** list)

4 Base and Wire Management Option:

Base - No Power:

- C** Casters (add **\$25.09** list)
(29" (737mm) Height Only)
- G** Glides

Base - Power Ready:

- J** Casters (add **\$25.09** list)
(29" (737mm) Height Only)
- K** Glides

5 Base Finish Option:

- A** Painted
- B** Polished (add **\$71.35** list)

2) Laminate surface color or wood finish color.

3) Edgeband trim color (laminated only).

4) Base trim color.

Note: \$70.82 upcharge list for Metallic trim colors.

Jive Table — T-Leg — Round Rectangle

Height	Depth	Width	Distributed Load		HPL				Wood								
			Capacity	Number	1	2	3	4	5	A	B	A	B	U			
Base — No Power — No Cutout																	
29"(737mm)	18"(457mm)	48"(1219mm)	158	TORA-1848-	S	F	4	\$ 831.97	\$ 1118.33	\$ 941.46	\$ 1227.82	\$ 1567.77	\$ 1920.28	\$ 1729.79	\$ 2126.39		
		54"(1372mm)	173	TORA-1854-	S	F	4	860.86	1176.93	972.36	1288.43	1659.22	2050.25	1838.15	2279.15		
		60"(1524mm)	187	TORA-1860-	S	F	4	890.02	1237.36	1003.53	1350.87	1751.47	2183.05	1947.49	2435.23		
		66"(1676mm)	202	TORA-1866-	S	F	4	919.43	1299.62	1034.95	1415.14	1844.51	2318.69	2057.79	2594.62		
		72"(1829mm)	216	TORA-1872-	S	F	4	949.11	1363.72	1066.64	1481.25	1938.35	2457.16	2169.07	2757.34		
24"(610mm)	36"(914mm)	42"(1067mm)	144	TORA-2436-	S	F	4	\$ 826.04	\$ 1076.41	\$ 935.53	\$ 1185.90	\$ 1549.57	\$ 1855.41	\$ 1707.64	\$ 2050.45		
		48"(1219mm)	173	TORA-2448-	S	F	4	862.54	1140.26	974.71	1252.43	1665.31	2006.61	1844.58	2228.27		
		54"(1372mm)	187	TORA-2454-	S	F	4	899.31	1205.94	1014.16	1320.79	1781.85	2160.64	1982.50	2409.40		
		60"(1524mm)	202	TORA-2460-	S	F	4	936.34	1273.45	1053.87	1390.98	1899.18	2317.51	2121.38	2593.84		
		66"(1676mm)	216	TORA-2466-	S	F	4	1011.16	1413.98	1134.05	1536.87	2136.23	2639.74	2402.05	2972.69		
		72"(1829mm)	230	TORA-2472-	S	F	4	1048.97	1486.99	1174.54	1612.56	2255.95	2805.11	2543.83	3167.09		
		30"(762mm)	36"(914mm)	158	TORA-3036-	S	F	4	\$ 877.12	\$ 1146.18	\$ 990.63	\$ 1259.69	\$ 1711.90	\$ 2041.98	\$ 1899.32	\$ 2270.08	
36"(914mm)	60"(1524mm)	42"(1067mm)	173	TORA-3042-	S	F	4	921.75	1218.95	1038.61	1335.81	1853.52	2220.08	2066.78	2479.58		
		48"(1219mm)	187	TORA-3048-	S	F	4	966.65	1293.55	1086.86	1413.76	1995.94	2401.01	2235.21	2692.40		
		54"(1372mm)	202	TORA-3054-	S	F	4	1011.81	1369.98	1135.37	1493.54	2139.15	2584.77	2404.61	2908.54		
		60"(1524mm)	216	TORA-3060-	S	F	4	1057.22	1448.24	1184.13	1575.15	2283.15	2771.37	2574.97	3127.99		
		66"(1676mm)	230	TORA-3066-	S	F	4	1102.89	1528.33	1233.15	1658.59	2427.95	2960.80	2746.30	3350.76		
		72"(1829mm)	245	TORA-3072-	S	F	4	1148.83	1610.26	1282.44	1743.87	2573.54	3153.07	2918.60	3576.85		
		66"(1676mm)	245	TORA-3666-	S	F	4	1194.62	1642.69	1332.25	1780.32	2719.67	3281.86	3090.56	3728.83		
		72"(1829mm)	259	TORA-3672-	S	F	4	1248.69	1733.53	1390.34	1875.18	2891.14	3501.02	3293.37	3986.61		
		36"(914mm)	24"(610mm)	36"(914mm)	144	TORA-2436-	S	FG	6	\$ 986.17	\$ 1236.54	\$ 1095.66	\$ 1346.03	\$ 1709.70	\$ 2015.54	\$ 1867.77	\$ 2210.58
		36"(914mm)	60"(1524mm)	42"(1067mm)	158	TORA-2442-	S	FG	6	1022.67	1300.39	1134.84	1412.56	1825.44	2166.74	2004.71	2388.40
48"(1219mm)	173			TORA-2448-	S	FG	6	1059.44	1366.07	1174.29	1480.92	1941.98	2320.77	2142.63	2569.53		
54"(1372mm)	187			TORA-2454-	S	FG	6	1096.47	1433.58	1214.00	1551.11	2059.31	2477.64	2281.51	2753.97		
60"(1524mm)	202			TORA-2460-	S	FG	6	1133.75	1502.93	1253.96	1623.14	2177.44	2637.34	2421.36	2941.74		
66"(1676mm)	216			TORA-2466-	S	FG	6	1171.29	1574.11	1294.18	1697.00	2296.36	2799.87	2562.18	3132.82		
72"(1829mm)	230			TORA-2472-	S	FG	6	1209.10	1647.12	1334.67	1772.69	2416.08	2965.24	2703.96	3327.22		
30"(762mm)	36"(914mm)			158	TORA-3036-	S	FG	6	\$ 1037.25	\$ 1306.31	\$ 1150.76	\$ 1419.82	\$ 1872.03	\$ 2202.11	\$ 2059.45	\$ 2430.21	
42"(1067mm)	173			TORA-3042-	S	FG	6	1081.88	1379.08	1198.74	1495.94	2013.65	2380.21	2226.91	2639.71		
48"(1219mm)	187			TORA-3048-	S	FG	6	1126.78	1453.68	1246.99	1573.89	2156.07	2561.14	2395.34	2852.53		
54"(1372mm)	202			TORA-3054-	S	FG	6	1171.94	1530.11	1295.50	1653.67	2299.28	2744.90	2564.74	3068.67		
60"(1524mm)	216			TORA-3060-	S	FG	6	1217.35	1608.37	1344.26	1735.28	2443.28	2931.50	2735.10	3288.12		
66"(1676mm)	230			TORA-3066-	S	FG	6	1263.02	1688.46	1393.28	1818.72	2588.08	3120.93	2906.43	3510.89		
72"(1829mm)	245			TORA-3072-	S	FG	6	1308.96	1770.39	1442.57	1904.00	2733.67	3313.20	3078.73	3736.98		
36"(914mm)	66"(1676mm)			245	TORA-3666-	S	FG	6	\$ 1354.75	\$ 1802.82	\$ 1492.38	\$ 1940.45	\$ 2879.80	\$ 3441.99	\$ 3250.69	\$ 3888.96	
72"(1829mm)	259			TORA-3672-	S	FG	6	1408.82	1893.66	1550.47	2035.31	3051.27	3661.15	3453.50	4146.74		
42"(1067mm)	24"(610mm)	36"(914mm)	144	TORA-2436-	S	FG	7	\$ 1066.22	\$ 1316.59	\$ 1175.71	\$ 1426.08	\$ 1789.75	\$ 2095.59	\$ 1947.82	\$ 2290.63		
		42"(1067mm)	158	TORA-2442-	S	FG	7	1102.72	1380.44	1214.89	1492.61	1905.49	2246.79	2084.76	2468.45		
		48"(1219mm)	173	TORA-2448-	S	FG	7	1139.49	1446.12	1254.34	1560.97	2022.03	2400.82	2222.68	2649.58		
		54"(1372mm)	187	TORA-2454-	S	FG	7	1176.52	1513.63	1294.05	1631.16	2139.36	2557.69	2361.56	2834.02		
		60"(1524mm)	202	TORA-2460-	S	FG	7	1213.80	1582.98	1334.01	1703.19	2257.49	2717.39	2501.41	3021.79		
		66"(1676mm)	216	TORA-2466-	S	FG	7	1251.34	1654.16	1374.23	1777.05	2376.41	2879.92	2642.23	3212.87		
		72"(1829mm)	230	TORA-2472-	S	FG	7	1289.15	1727.17	1414.72	1852.74	2496.13	3045.29	2784.01	3407.27		
		30"(762mm)	36"(914mm)	158	TORA-3036-	S	FG	7	\$ 1117.30	\$ 1386.36	\$ 1230.81	\$ 1499.87	\$ 1952.08	\$ 2282.16	\$ 2139.50	\$ 2510.26	
		42"(1067mm)	173	TORA-3042-	S	FG	7	1161.93	1459.13	1278.79	1575.99	2093.70	2460.26	2306.96	2719.76		
		48"(1219mm)	187	TORA-3048-	S	FG	7	1206.83	1533.73	1327.04	1653.94	2236.12	2641.19	2475.39	2932.58		
		54"(1372mm)	202	TORA-3054-	S	FG	7	1251.99	1610.16	1375.55	1733.72	2379.33	2824.95	2644.79	3148.72		
		60"(1524mm)	216	TORA-3060-	S	FG	7	1297.40	1688.42	1424.31	1815.33	2523.33	3011.55	2815.15	3368.17		
		66"(1676mm)	230	TORA-3066-	S	FG	7	1343.07	1768.51	1473.33	1898.77	2668.13	3200.98	2986.48	3590.94		
		72"(1829mm)	245	TORA-3072-	S	FG	7	1389.01	1850.44	1522.62	1984.05	2813.72	3393.25	3158.78	3817.03		
		36"(914mm)	66"(1676mm)	245	TORA-3666-	S	FG	7	\$ 1434.80	\$ 1882.87	\$ 1572.43	\$ 2020.50	\$ 2959.85	\$ 3522.04	\$ 3330.74	\$ 3969.01	
72"(1829mm)	259	TORA-3672-	S	FG	7	1488.87	1973.71	1630.52	2115.36	3131.32	3741.20	3533.55	4226.79				

Jive Table — T-Leg — Round Rectangle

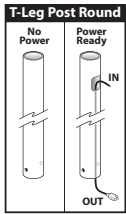
Height	Depth	Width	Distributed Load Capacity	Number	1	2	3	4	5	HPL		Wood							
										A	B	A	B	U	U				
Base — Power Ready — No Cutout																			
29"(737mm)	18"(457mm)	48"(1219mm)	158	TCRA-1848-	S	F	4			\$ 862.45	\$ 1148.81	\$ 971.94	\$ 1258.30	\$ 1598.25	\$ 1950.76	\$ 1760.27	\$ 2156.87		
		54"(1372mm)	173	TCRA-1854-	S	F	4			891.34	1207.41	1002.84	1318.91	1689.70	2080.73	1868.63	2309.63		
		60"(1524mm)	187	TCRA-1860-	S	F	4			920.50	1267.84	1034.01	1381.35	1781.95	2213.53	1977.97	2465.71		
		66"(1676mm)	202	TCRA-1866-	S	F	4			949.91	1330.10	1065.43	1445.62	1874.99	2349.17	2088.27	2625.10		
		72"(1829mm)	216	TCRA-1872-	S	F	4			979.59	1394.20	1097.12	1511.73	1968.83	2487.64	2199.55	2787.82		
24"(610mm)	36"(914mm)	42"(1067mm)	144	TCRA-2436-	S	F	4			\$ 856.52	\$ 1106.89	\$ 966.01	\$ 1216.38	\$ 1580.05	\$ 1885.89	\$ 1738.12	\$ 2080.93		
		48"(1219mm)	173	TCRA-2448-	S	F	4			893.02	1170.74	1005.19	1282.91	1695.79	2037.09	1875.06	2258.76		
		54"(1372mm)	187	TCRA-2454-	S	F	4			929.79	1236.42	1044.64	1351.27	1812.33	2191.12	2012.98	2439.88		
		60"(1524mm)	202	TCRA-2460-	S	F	4			966.82	1303.93	1084.35	1421.46	1929.66	2347.99	2151.86	2624.32		
		66"(1676mm)	216	TCRA-2466-	S	F	4			1041.64	1444.46	1164.53	1567.35	2166.71	2670.22	2432.53	3003.17		
		72"(1829mm)	230	TCRA-2472-	S	F	4			1079.45	1517.47	1205.02	1643.04	2286.43	2835.59	2574.31	3197.57		
		30"(762mm)	36"(914mm)	158	TCRA-3036-	S	F	4			\$ 907.60	\$ 1176.66	\$ 1021.11	\$ 1290.17	\$ 1742.38	\$ 2072.46	\$ 1929.80	\$ 2300.56	
36"(914mm)	60"(1524mm)	42"(1067mm)	173	TCRA-3042-	S	F	4			952.23	1249.43	1069.09	1366.29	1884.00	2250.56	2097.26	2510.06		
		48"(1219mm)	187	TCRA-3048-	S	F	4			997.13	1324.03	1117.34	1444.24	2026.42	2431.49	2265.69	2722.88		
		54"(1372mm)	202	TCRA-3054-	S	F	4			1042.29	1400.46	1165.85	1524.02	2169.63	2615.25	2435.09	2939.02		
		60"(1524mm)	216	TCRA-3060-	S	F	4			1087.70	1478.72	1214.61	1605.63	2313.63	2801.85	2605.45	3158.47		
		66"(1676mm)	230	TCRA-3066-	S	F	4			1133.37	1558.81	1263.63	1689.07	2458.43	2991.28	2776.78	3381.24		
		72"(1829mm)	245	TCRA-3072-	S	F	4			1179.31	1640.74	1312.92	1774.35	2604.02	3183.55	2949.08	3607.33		
		66"(1676mm)	245	TCRA-3666-	S	F	4			1225.10	1673.17	1362.73	1810.80	2750.15	3312.34	3121.04	3759.31		
		72"(1829mm)	259	TCRA-3672-	S	F	4			1279.17	1764.01	1420.82	1905.66	2921.62	3531.50	3323.85	4017.09		
		42"(1067mm)	36"(914mm)	144	TCRA-2436-	S	FK6				\$ 1016.65	\$ 1267.02	\$ 1126.14	\$ 1376.51	\$ 1740.18	\$ 2046.02	\$ 1898.25	\$ 2241.06	
		36"(914mm)	66"(1676mm)	42"(1067mm)	158	TCRA-2442-	S	FK6				1053.15	1330.87	1165.32	1443.04	1855.92	2197.22	2035.19	2418.88
				48"(1219mm)	173	TCRA-2448-	S	FK6				1089.92	1396.55	1204.77	1511.40	1972.46	2351.25	2173.11	2600.01
54"(1372mm)	187			TCRA-2454-	S	FK6				1126.95	1464.06	1244.48	1581.59	2089.79	2508.12	2311.99	2784.45		
60"(1524mm)	202			TCRA-2460-	S	FK6				1164.23	1533.41	1284.44	1653.62	2207.92	2667.82	2451.84	2972.22		
66"(1676mm)	216			TCRA-2466-	S	FK6				1201.77	1604.59	1324.66	1727.48	2326.84	2830.35	2592.66	3163.30		
72"(1829mm)	230			TCRA-2472-	S	FK6				1239.58	1677.60	1365.15	1803.17	2446.56	2995.72	2734.44	3357.70		
30"(762mm)	36"(914mm)			158	TCRA-3036-	S	FK6				\$ 1067.73	\$ 1336.79	\$ 1181.24	\$ 1450.30	\$ 1902.51	\$ 2232.59	\$ 2089.93	\$ 2460.69	
42"(1067mm)	36"(914mm)			173	TCRA-3042-	S	FK6				1112.36	1409.56	1229.22	1526.42	2044.13	2410.69	2257.39	2670.19	
48"(1219mm)	36"(914mm)			187	TCRA-3048-	S	FK6				1157.26	1484.16	1277.47	1604.37	2186.55	2591.62	2425.82	2883.01	
54"(1372mm)	36"(914mm)			202	TCRA-3054-	S	FK6				1202.42	1560.59	1325.98	1684.15	2329.76	2775.38	2595.22	3099.15	
60"(1524mm)	36"(914mm)			216	TCRA-3060-	S	FK6				1247.83	1638.85	1374.74	1765.76	2473.76	2961.98	2765.58	3318.60	
66"(1676mm)	36"(914mm)			230	TCRA-3066-	S	FK6				1293.50	1718.94	1423.76	1849.20	2618.56	3151.41	2936.91	3541.37	
72"(1829mm)	36"(914mm)			245	TCRA-3072-	S	FK6				1339.44	1800.87	1473.05	1934.48	2764.15	3343.68	3109.21	3767.46	
66"(1676mm)	36"(914mm)			245	TCRA-3666-	S	FK6				\$ 1385.23	\$ 1833.30	\$ 1522.86	\$ 1970.93	\$ 2910.28	\$ 3472.47	\$ 3281.17	\$ 3919.44	
72"(1829mm)	36"(914mm)	259	TCRA-3672-	S	FK6				1439.30	1924.14	1580.95	2065.79	3081.75	3691.63	3483.98	4177.22			
42"(1067mm)	24"(610mm)	36"(914mm)	144	TCRA-2436-	S	FK7				\$ 1096.70	\$ 1347.07	\$ 1206.19	\$ 1456.56	\$ 1820.23	\$ 2126.07	\$ 1978.30	\$ 2321.11		
		42"(1067mm)	158	TCRA-2442-	S	FK7				1133.20	1410.92	1245.37	1523.09	1935.97	2277.27	2115.24	2498.93		
		48"(1219mm)	173	TCRA-2448-	S	FK7				1169.97	1476.60	1284.82	1591.45	2052.51	2431.30	2253.16	2680.06		
		54"(1372mm)	187	TCRA-2454-	S	FK7				1207.00	1544.11	1324.53	1661.64	2169.84	2588.17	2392.04	2864.50		
		60"(1524mm)	202	TCRA-2460-	S	FK7				1244.28	1613.46	1364.49	1733.67	2287.97	2747.87	2531.89	3052.27		
		66"(1676mm)	216	TCRA-2466-	S	FK7				1281.82	1684.64	1404.71	1807.53	2406.89	2910.40	2672.71	3243.35		
		72"(1829mm)	230	TCRA-2472-	S	FK7				1319.63	1757.65	1445.20	1883.22	2526.61	3075.77	2814.49	3437.75		
		30"(762mm)	36"(914mm)	158	TCRA-3036-	S	FK7				\$ 1147.78	\$ 1416.84	\$ 1261.29	\$ 1530.35	\$ 1982.56	\$ 2312.64	\$ 2169.98	\$ 2540.74	
		42"(1067mm)	36"(914mm)	173	TCRA-3042-	S	FK7				1192.41	1489.61	1309.27	1606.47	2124.18	2490.74	2337.44	2750.24	
		48"(1219mm)	36"(914mm)	187	TCRA-3048-	S	FK7				1237.31	1564.21	1357.52	1684.42	2266.60	2671.67	2505.87	2963.06	
		54"(1372mm)	36"(914mm)	202	TCRA-3054-	S	FK7				1282.47	1640.64	1406.03	1764.20	2409.81	2855.43	2675.27	3179.20	
		60"(1524mm)	36"(914mm)	216	TCRA-3060-	S	FK7				1327.88	1718.90	1454.79	1845.81	2553.81	3042.03	2845.63	3398.65	
		66"(1676mm)	36"(914mm)	230	TCRA-3066-	S	FK7				1373.55	1798.99	1503.81	1929.25	2698.61	3231.46	3016.96	3621.42	
		72"(1829mm)	36"(914mm)	245	TCRA-3072-	S	FK7				1419.49	1880.92	1553.10	2014.53	2844.20	3423.73	3189.26	3847.51	
66"(1676mm)	36"(914mm)	245	TCRA-3666-	S	FK7				\$ 1465.28	\$ 1913.35	\$ 1602.91	\$ 2050.98	\$ 2990.33	\$ 3552.52	\$ 3361.22	\$ 3999.49			
72"(1829mm)	36"(914mm)	259	TCRA-3672-	S	FK7				1519.35	2004.19	1661.00	2145.84	3161.80	3771.68	3564.03	4257.27			

Jive Table — T-Leg — Round

Pebble



TCRP-SNF
Class JV



Features

- Includes 1.18" (30mm) thick top, two T-Leg bases with round columns, and hardware.
- Standard table height is 29" (737mm).
- High-Pressure Laminate (HPL) top with knife edge or 3mm edgeband edges or wood veneer top with 3mm wood edgeband or knife edge.
- Casters:
 - Two locking and two non-locking casters.
 - Standard in black.
- Glides:
 - 0.625" (16mm) adjustment.
 - Standard in black.
- Casters and glides are not interchangeable.
- Depth and width shown in nominal dimensions.
- Ships unassembled.

Specification Tips

- **Specifying a cutout does not automatically include a Power Ready base.**
- Factory installed cutout is available for:
 - Specify the (F) option for a Center, Single-Sided/4 outlet Flip Top Unit
 - Specify the (J) option for a Center, Single-Sided/6 outlet Flip Top Unit
- Power Ready Base:
 - Allows for cord management through one of the Round T-Legs. Powered leg location determined during installation.
 - Casters and Glides:
 - Specify the (J) option for Casters on the Power Ready base
 - Specify the (K) option for Glides on the Power Ready base
- **Flip Top Unit circuit breaker plug will not fit in the Power Ready Base opening.**
- **Power cord length determines the distance to building power source.**
- Separately specified:
 - Horizontal and Vertical Wire Management
 - Power and Data Components
 - Accessories
- Refer to Specification Guide:
 - Accessory placement and compatibility.
 - Seating capacities and leg locations.
 - Information on electrical components compatible with factory cut opening.
 - Power Ready base cable capacity.
- Application may require approval of local authority having jurisdiction (AHJ); ensure compliance before placing orders and installation.

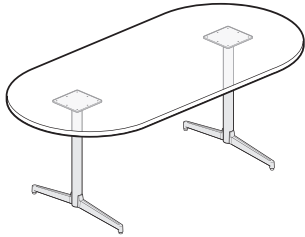
To Order, Specify:

- Product number, including:
 - Surface Option:**
 - L** Laminate
 - W** Wood
 - Edge Option:**
 - Laminate:
 - J** Edgeband
 - F** Knife
 - Wood:
 - K** Edgeband
 - U** Knife
 - Cutout:**
 - N** No Cutout
 - F** Center, Single-Sided/4 outlets (add **\$51.51** list)
 - J** Center, Single-Sided/6 outlets (add **\$51.51** list)
 - Base and Wire Management Option:**
 - Base - No Power:
 - C** Casters (add **\$25.09** list) (29" (737mm) Height Only)
 - G** Glides
 - Base - Power Ready:
 - J** Casters (add **\$25.09** list) (29" (737mm) Height Only)
 - K** Glides
 - Base Finish Option:**
 - A** Painted
 - B** Polished (add **\$71.35** list)
- Laminate surface color or wood finish color.
- Edgeband trim color (laminate only).
- Base trim color.

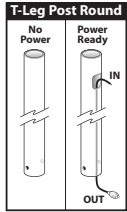
Note: \$70.82 upcharge list for Metallic trim colors.

Height	Depth	Width	Number	1	2	3	4	5	HPL		Wood					
									J	F	J	F	A	U	B	U
Base — No Power — No Top Cutout																
29" (737mm)	30" (762mm)	48" (1219mm)	TCRP-3048-	S	F	4			\$ 966.65	\$1293.55	\$1086.86	\$ 1413.76	\$ 1995.94	\$ 2401.01	\$ 2235.21	\$ 2692.40
		60" (1524mm)	TCRP-3060-	S	F	4			1057.22	1448.24	1184.13	1575.15	2283.15	2771.37	2574.97	3127.99
		72" (1829mm)	TCRP-3072-	S	F	4			1148.83	1610.26	1282.44	1743.87	2573.54	3153.07	2918.60	3576.85
	36" (914mm)	60" (1524mm)	TCRP-3660-	S	F	4			\$ 1140.82	\$1553.68	\$ 1274.43	\$ 1687.29	\$2548.99	\$3065.53	\$2888.71	\$ 3474.37
		72" (1829mm)	TCRP-3672-	S	F	4			1248.69	1733.53	1390.34	1875.18	2891.14	3501.02	3293.37	3986.61
Base — Power Ready — No Top Cutout																
29" (737mm)	30" (762mm)	48" (1219mm)	TCRP-3048-	S	F	4			\$ 997.13	\$1324.03	\$ 117.34	\$1444.24	\$2026.42	\$ 2431.49	\$2265.69	\$ 2722.88
		60" (1524mm)	TCRP-3060-	S	F	4			1087.70	1478.72	1214.61	1605.63	2313.63	2801.85	2605.45	3158.47
		72" (1829mm)	TCRP-3072-	S	F	4			1179.31	1640.74	1312.92	1774.35	2604.02	3183.55	2949.08	3607.33
	36" (914mm)	60" (1524mm)	TCRP-3660-	S	F	4			\$ 1171.30	\$1584.16	\$1304.91	\$ 1717.77	\$ 2579.47	\$3096.01	\$ 2919.19	\$3504.85
		72" (1829mm)	TCRP-3672-	S	F	4			1279.17	1764.01	1420.82	1905.66	2921.62	3531.50	3323.85	4017.09

Jive Table — T-Leg — Round Racetrack



TCRT-SNE
Class JV



Features

- Includes 1.18" (30mm) thick top, two T-Leg bases with round columns, and hardware.
- Standard table height is 29" (737mm).
- High-Pressure Laminate (HPL) top with knife edge or 3mm edgeband edges or wood veneer top with 3mm wood edgeband or knife edge.
- Casters:
 - Two locking and two non-locking casters.
 - Standard in black.
- Glides:
 - 0.625" (16mm) adjustment.
 - Standard in black.
- Casters and glides are not interchangeable.
- Depth and width shown in nominal dimensions.
- Ships unassembled.

Specification Tips

- **Specifying a cutout does not automatically include a Power Ready base.**
- Factory installed cutout is available for:
 - Specify the (F) option for a Center, Single-Sided/4 outlet Flip Top Unit
 - Specify the (J) option for a Center, Single-Sided/6 outlet Flip Top Unit
- Power Ready Base:
 - Allows for cord management through one of the Round T-Leg. Powered leg location determined during installation.
 - Casters and Glides:
 - Specify the (J) option for Casters on the Power Ready base
 - Specify the (K) option for Glides on the Power Ready base
- **Flip Top Unit circuit breaker plug will not fit in the Power Ready Base opening.**
- **Power cord length determines the distance to building power source.**
- Separately specified:
 - Horizontal and Vertical Wire Management
 - Power and Data Components
 - Accessories
- Refer to Specification Guide:
 - Accessory placement and compatibility.
 - Seating capacities and leg locations.
 - Information on electrical components compatible with factory cut opening.
 - Power Ready base cable capacity.
- Application may require approval of local authority having jurisdiction (AHJ); ensure compliance before placing orders and installation.

To Order, Specify:

- Product number, including:
 - Surface Option:**
 - L** Laminate
 - W** Wood
 - Edge Option:**
 - Laminate:
 - J** Edgeband
 - F** Knife
 - Wood:
 - K** Edgeband
 - U** Knife
 - Cutout:**
 - N** No Cutout
 - F** Center, Single-Sided/4 outlets (add **\$51.51** list)
 - J** Center, Single-Sided/6 outlets (add **\$51.51** list)
 - Base Wire Management Option:**
 - Base - No Power:
 - C** Casters (add **\$25.09** list) (29" (737mm) Height Only)
 - G** Glides
 - Base - Power Ready:
 - J** Casters (add **\$25.09** list) (29" (737mm) Height Only)
 - K** Glides
 - Base Finish Option:**
 - A** Painted
 - B** Polished (add **\$71.35** list)
- Laminate surface color or wood finish color.
- Edgeband trim color (laminate only).
- Base trim color.

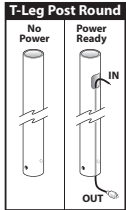
Note: \$70.82 upcharge list for Metallic trim colors.

Height	Depth	Width	Number	1	2	3	4	5	HPL		Wood					
									J	F	J	F	A	U	B	U
Base — No Power — No Cutout																
29" (737mm)	30" (762mm)	48" (1219mm)	TCRT-3048-	S	F	4			\$ 966.65	\$1293.55	\$1086.86	\$ 1413.76	\$ 1995.94	\$ 2401.01	\$ 2235.21	\$ 2692.40
		60" (1524mm)	TCRT-3060-	S	F	4			1057.22	1448.24	1184.13	1575.15	2283.15	2771.37	2574.97	3127.99
		72" (1829mm)	TCRT-3072-	S	F	4			1148.83	1610.26	1282.44	1743.87	2573.54	3153.07	2918.60	3576.85
	36" (914mm)	60" (1524mm)	TCRT-3660-	S	F	4			\$ 1140.82	\$1553.68	\$ 1274.43	\$ 1687.29	\$2548.99	\$3065.53	\$2888.71	\$ 3474.37
		72" (1829mm)	TCRT-3672-	S	F	4			1248.69	1733.53	1390.34	1875.18	2891.14	3501.02	3293.37	3986.61
Base — Power Ready — No Cutout																
29" (737mm)	30" (762mm)	48" (1219mm)	TCRT-3048-	S	F	4			\$ 997.13	\$1324.03	\$ 1117.34	\$1444.24	\$2026.42	\$ 2431.49	\$2265.69	\$ 2722.88
		60" (1524mm)	TCRT-3060-	S	F	4			1087.70	1478.72	1214.61	1605.63	2313.63	2801.85	2605.45	3158.47
		72" (1829mm)	TCRT-3072-	S	F	4			1179.31	1640.74	1312.92	1774.35	2604.02	3183.55	2949.08	3607.33
	36" (914mm)	60" (1524mm)	TCRT-3660-	S	F	4			\$ 1171.30	\$1584.16	\$1304.91	\$ 1717.77	\$ 2579.47	\$3096.01	\$ 2919.19	\$3504.85
		72" (1829mm)	TCRT-3672-	S	F	4			1279.17	1764.01	1420.82	1905.66	2921.62	3531.50	3323.85	4017.09

Jive Table — T-Leg — Round Trapezoid



TOTP-SNF
Class JV



Features

- Includes 1.18" (30mm) thick top, two T-Leg bases with round columns, and hardware.
- Standard table height is 29" (737mm).
- High-Pressure Laminate (HPL) top with knife edge or 3mm edgeband edges or wood veneer top with 3mm wood edgeband or knife edge.
- Casters:
 - Two locking and two non-locking casters.
 - Standard in black.
- Glides:
 - 0.625" (16mm) adjustment.
 - Standard in black.
- Casters and glides are not interchangeable.
- Depth and width shown in nominal dimensions.
- Ships unassembled.

Specification Tips

- Edge choice allows a flat seam between tables.
- **Specifying a cutout does not automatically include a Power Ready base.**
- Factory installed cutout is available for:
 - Specify the (F) option for a Center, Single-Sided/4 outlet Flip Top Unit
 - Specify the (J) option for a Center, Single-Sided/6 outlet Flip Top Unit
- Power Ready Base:
 - Allows for cord management through one of the Round T-Legs. Powered leg location determined during installation.
 - Casters and Glides:
 - Specify the (J) option for Casters on the Power Ready base
 - Specify the (K) option for Glides on the Power Ready base
 - Flip Top Unit circuit breaker plug will not fit in the Power Ready Base opening.**
- **Power cord length determines the distance to building power source.**
- Separately specified:
 - Ganging Mechanism - Recommended for use with power between tables.
 - Horizontal and Vertical Wire Management
 - Power and Data Components
- Refer to Specification Guide:
 - Accessory placement and compatibility.
 - Seating capacities and leg locations.
 - Information on electrical components compatible with factory cut opening.
 - Power Ready base cable capacity.
- Application may require approval of local authority having jurisdiction (AHJ); ensure compliance before placing orders and installation.
- Refer to Specification Guide for accessory placement and compatibility.

To Order, Specify:

1) Product number, including:

1 Surface Option:

- L** Laminate
- W** Wood

2 Edge Option:

- Laminate:
- J** Edgeband
 - F** Knife

Wood:

- K** Edgeband
- U** Knife

3 Cutout:

- N** No Cutout
- F** Center, Single-Sided/4 outlets (add **\$51.51** list)
- J** Center, Single-Sided/6 outlets (add **\$51.51** list)

4 Base and Wire Management Option:

Base - No Power:

- C** Casters (add **\$25.09** list) (29" (737mm) Height Only)
- G** Glides

Base - Power Ready:

- J** Casters (add **\$25.09** list) (29" (737mm) Height Only)
- K** Glides

5 Base Finish Option:

- A** Painted
- B** Polished (add **\$71.35** list)

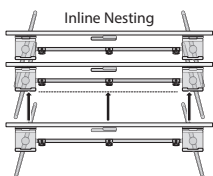
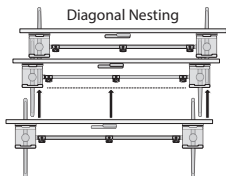
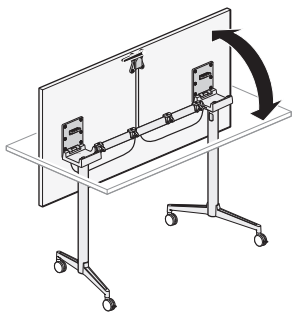
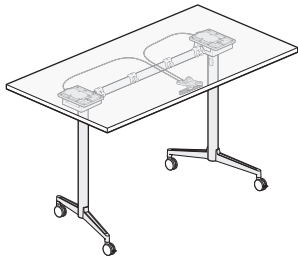
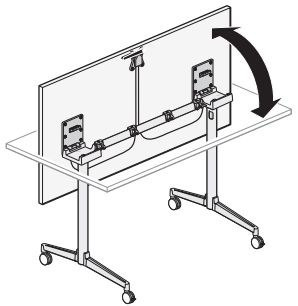
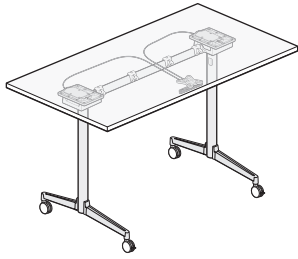
- 2) Laminate surface color or wood finish color.
- 3) Edgeband trim color (laminate only).
- 4) Base trim color.

Note: \$70.82 upcharge list for Metallic trim colors.

Jive Table — T-Leg — Round Trapezoid

Height	Depth	Width	Number	①	②	③	④	HPL		B		Wood		B		U	
								A	F	J	F	A	U	K	U	K	U
Base — No Power — No Cutout																	
29"(737mm)	24"(610mm)	48"(1219mm)	TCTP-2448-	■	S	F	4	\$ 899.38	\$1206.01	\$ 904.74	\$ 1211.37	\$ 1122.07	\$1500.86	\$ 1185.20	\$ 1612.10		
		54"(1372mm)	TCTP-2454-	■	S	F	4	936.41	1273.52	944.45	1281.56	1239.40	1657.73	1324.08	1796.54		
		60"(1524mm)	TCTP-2460-	■	S	F	4	973.69	1342.87	984.41	1353.59	1357.53	1817.43	1463.93	1984.31		
		66"(1676mm)	TCTP-2466-	■	S	F	4	1011.23	1414.05	1024.63	1427.45	1476.45	1979.96	1604.75	2175.39		
		72"(1829mm)	TCTP-2472-	■	S	F	4	1049.04	1487.06	1065.12	1503.14	1596.17	2145.33	1746.53	2369.79		
30"(762mm)	60"(1524mm)	TCTP-3060-	■	S	F	4	\$ 1057.29	\$1448.31	\$ 1074.71	\$ 1465.73	\$ 1623.37	\$ 2111.59	\$ 1777.67	\$ 2330.69			
		TCTP-3066-	■	S	F	4	1102.96	1528.40	1123.73	1549.17	1768.17	2301.02	1949.00	2553.46			
		TCTP-3072-	■	S	F	4	1148.90	1610.33	1173.02	1634.45	1913.76	2493.29	2121.30	2779.55			
36"(914mm)	84"(2134mm)	TCTP-3684-	■	S	F	4	\$ 1357.66	\$1920.78	\$ 1397.86	\$1960.98	\$2576.69	\$3288.07	\$2904.60	\$ 3714.82			
Base — Power Ready — No Cutout																	
29"(737mm)	24"(610mm)	48"(1219mm)	TCTP-2448-	■	S	F	4	\$ 929.86	\$1236.49	\$ 935.22	\$ 1241.85	\$ 1152.55	\$ 1531.34	\$ 1215.68	\$ 1642.58		
		54"(1372mm)	TCTP-2454-	■	S	F	4	966.89	1304.00	974.93	1312.04	1269.88	1688.21	1354.56	1827.02		
		60"(1524mm)	TCTP-2460-	■	S	F	4	1004.17	1373.35	1014.89	1384.07	1388.01	1847.91	1494.41	2014.79		
		66"(1676mm)	TCTP-2466-	■	S	F	4	1041.71	1444.53	1055.11	1457.93	1506.93	2010.44	1635.23	2205.87		
		72"(1829mm)	TCTP-2472-	■	S	F	4	1079.52	1517.54	1095.60	1533.62	1626.65	2175.81	1777.01	2400.27		
30"(762mm)	60"(1524mm)	TCTP-3060-	■	S	F	4	\$ 1087.77	\$1478.79	\$ 1105.19	\$1496.21	\$ 1653.85	\$ 2142.07	\$ 1808.15	\$ 2361.17			
		TCTP-3066-	■	S	F	4	1133.44	1558.88	1154.21	1579.65	1798.65	2331.50	1979.48	2583.94			
		TCTP-3072-	■	S	F	4	1179.38	1640.81	1203.50	1664.93	1944.24	2523.77	2151.78	2810.03			
36"(914mm)	84"(2134mm)	TCTP-3684-	■	S	F	4	\$ 1388.14	\$ 1951.26	\$ 1428.34	\$ 1991.46	\$ 2607.17	\$ 3318.55	\$ 2935.08	\$ 3745.30			

Jive Table — T-Leg (Round or Extruded) — Flip Base Rectangle



Features

- Includes 1.18" (30mm) thick top, two T-Leg bases with round or extruded columns, stretcher and hardware.
- Nesting Options:
 - Diagonal Nesting (available for round or extruded columns): Provides a compact nesting solution with parallel feet, ensuring a symmetrical look while maximizing legroom.
 - In-Line Nesting (exclusive to round columns): Optimizes storage by allowing tables to nest in a straight line, making efficient use of space.
- Table height is 29" (737mm).
- Laminate or wood top with 3mm edgeband or knife edge on all sides.
- T-Leg base with round or extruded columns are available with casters and glides.
- Casters:
 - Two locking and two non-locking casters.
 - Standard in black.
- Glides:
 - 0.625" (16mm) adjustment.
 - Standard in black.
- Casters and glides are not interchangeable.
- Depth and width shown in nominal dimensions.
- Ships unassembled.

Specification Tips

- **Specifying a cutout does not automatically include a Power Ready base.**
- Factory installed cutout is available for:
 - Specify the (A) option for a Center, Single-Sided/2 outlet Flip Top Unit
 - Specify the (F) option for a Center, Single-Sided/4 outlet Flip Top Unit
 - Specify the (J) option for a Center, Single-Sided/6 outlet Flip Top Unit
- Power Ready Base:
 - Allows for cord management through one of the T-Leg (Round or Extruded) Base Legs. Powered leg location determined during installation.
 - Casters and Glides:
 - Specify the (L) option for Casters on the Power Ready base (diagonal nesting)
 - Specify the (Q) option for Casters on the Power Ready base (in-line nesting)
 - Specify the (M) option for Glides on the Power Ready base (diagonal nesting)
 - Specify the (R) option for Glides on the Power Ready base (in-line nesting)
 - Flip Top Unit circuit breaker plug will not fit in the Power Ready Base opening.**
- Each nested table adds 7.5" (191mm) to the overall depth.
- **Power cord length determines the distance to building power source.**
- Separately specified:
 - Ganging Mechanism - Required for use with powered tables.
 - Horizontal and Vertical Wire Management
 - Power and Data Components
 - Accessories
- Refer to Specification Guide:
 - Accessory placement and compatibility.
 - Seating capacities and leg locations.
 - Information on electrical components compatible with factory cut opening.
 - Power Ready base cable capacity.
- Application may require approval of local authority having jurisdiction (AHJ); ensure compliance before placing orders and installation.

To Order, Specify:

1) Product number, including:

1 Surface Option:

- L** Laminate
- W** Wood

2 Edge Option:

- Laminate:
- J** Edgeband
 - F** Knife

- Wood:
- K** Edgeband
 - U** Knife

3 Cutout:

- N** No Cutout
- A** Center, Single-Sided/2 outlets (add **\$51.51** list)
- F** Center, Single-Sided/4 outlets (add **\$51.51** list)
- J** Center, Single-Sided/6 outlets (add **\$51.51** list)

4 Base and Wire Management Option:

Base - Diagonal Nesting (Round or Extruded Base)

Base - No Power:

- H** Casters (add **\$25.09** list)
- F** Glides

Base - Power Ready

- L** Casters (add **\$25.09** list)
- M** Glides

Base - In-Line Nesting (Round Base Only)

No Power

- Q** Casters (add **\$25.09** list)
- P** Glides

Power Ready

- Q** Casters (add **\$25.09** list)
- R** Glides

5 Base Finish Option:

- A** Painted
- B** Polished (add **\$71.35** list)

2) Surface color.

3) Edge trim color.

4) Base trim color.

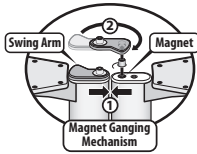
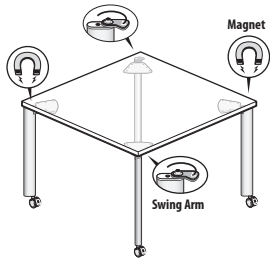
Note: \$70.82 upcharge list for Metallic trim colors.

Jive Table — T-Leg (Round or Extruded) — Flip Base Rectangle

Height	Depth	Width	Distributed Load Capacity	Number	TCRA	HPL					Wood				
						1	2	3	4	5	A	F	B	F	A
Round — Base — No Power — No Cutout															
29" (737mm)	18" (457mm)	48" (1219mm)	158	TCRA-1848-	S	F	4	\$ 1529.06	\$ 1815.42	\$ 1638.55	\$ 1924.91	\$ 2264.86	\$ 2617.37	\$ 2426.88	\$ 2823.48
	60" (1524mm)		187	TCRA-1860-	S	F	4	1587.11	1934.45	1700.62	2047.96	2448.56	2880.14	2644.58	3132.32
	72" (1829mm)		216	TCRA-1872-	S	F	4	1646.20	2060.81	1763.73	2178.34	2635.44	3154.25	2866.16	3454.43
24" (610mm)	48" (1219mm)		173	TCRA-2448-	S	F	4	\$ 1596.40	\$ 1903.03	\$ 1711.25	\$ 2017.88	\$ 2478.94	\$ 2857.73	\$ 2679.59	\$ 3106.49
	60" (1524mm)		202	TCRA-2460-	S	F	4	1670.71	2039.89	1790.92	2160.10	2714.40	3174.30	2958.32	3478.70
	72" (1829mm)		230	TCRA-2472-	S	F	4	1746.06	2184.08	1871.63	2309.65	2953.04	3502.20	3240.92	3864.18
30" (762mm)	48" (1219mm)		187	TCRA-3048-	S	F	4	\$ 1663.74	\$ 1990.64	\$ 1783.95	\$ 2110.85	\$ 2693.03	\$ 3098.10	\$ 2932.30	\$ 3389.49
	60" (1524mm)		216	TCRA-3060-	S	F	4	1754.31	2145.33	1881.22	2272.24	2980.24	3468.46	3272.06	3825.08
	72" (1829mm)		245	TCRA-3072-	S	F	4	1845.92	2307.35	1979.53	2440.96	3270.63	3850.16	3615.69	4273.94
36" (914mm)	60" (1524mm)		230	TCRA-3660-	S	F	4	\$ 1837.91	\$ 2250.77	\$ 1971.52	\$ 2384.38	\$ 3246.08	\$ 3762.62	\$ 3585.80	\$ 4171.46
	72" (1829mm)		259	TCRA-3672-	S	F	4	1945.78	2430.62	2087.43	2572.27	3588.23	4198.11	3990.46	4683.70
Extruded — Base — No Power — No Cutout															
29" (737mm)	18" (457mm)	48" (1219mm)	158	TCRA-1848-	S	T	4	\$ 1740.72	\$ 2027.08	\$ 1850.21	\$ 2136.57	\$ 2476.52	\$ 2829.03	\$ 2638.54	\$ 3035.14
	60" (1524mm)		187	TCRA-1860-	S	T	4	1798.77	2146.11	1912.28	2259.62	2660.22	3091.80	2856.24	3343.98
	72" (1829mm)		216	TCRA-1872-	S	T	4	1857.86	2272.47	1975.39	2390.00	2847.10	3365.91	3077.82	3666.09
24" (610mm)	48" (1219mm)		173	TCRA-2448-	S	T	4	\$ 1808.06	\$ 2114.69	\$ 1922.91	\$ 2229.54	\$ 2690.60	\$ 3069.39	\$ 2891.25	\$ 3318.15
	60" (1524mm)		202	TCRA-2460-	S	T	4	1882.37	2251.55	2002.58	2371.76	2926.06	3385.96	3169.98	3690.36
	72" (1829mm)		230	TCRA-2472-	S	T	4	1957.72	2395.74	2083.29	2521.31	3164.70	3713.86	3452.58	4075.84
30" (762mm)	48" (1219mm)		187	TCRA-3048-	S	T	4	\$ 1875.40	\$ 2202.30	\$ 1995.61	\$ 2322.51	\$ 2904.69	\$ 3309.76	\$ 3143.96	\$ 3601.15
	60" (1524mm)		216	TCRA-3060-	S	T	4	1965.97	2356.99	2092.88	2483.90	3191.90	3680.12	3483.72	4036.74
	72" (1829mm)		245	TCRA-3072-	S	T	4	2057.58	2519.01	2191.19	2652.62	3482.29	4061.82	3827.35	4485.60
36" (914mm)	60" (1524mm)		230	TCRA-3660-	S	T	4	\$ 2049.57	\$ 2462.43	\$ 2183.18	\$ 2596.04	\$ 3457.74	\$ 3974.28	\$ 3797.46	\$ 4383.12
	72" (1829mm)		259	TCRA-3672-	S	T	4	2157.44	2642.28	2299.09	2783.93	3799.89	4409.77	4202.12	4895.36
Round — Base — Power Ready — No Cutout															
29" (737mm)	18" (457mm)	48" (1219mm)	158	TCRA-1848-	S	F	4	\$ 1559.54	\$ 1845.90	\$ 1669.03	\$ 1955.39	\$ 2295.34	\$ 2647.85	\$ 2457.36	\$ 2853.96
	60" (1524mm)		187	TCRA-1860-	S	F	4	1617.59	1964.93	1731.10	2078.44	2479.04	2910.62	2675.06	3162.80
	72" (1829mm)		216	TCRA-1872-	S	F	4	1676.68	2091.29	1794.21	2208.82	2665.92	3184.73	2896.64	3484.91
24" (610mm)	48" (1219mm)		173	TCRA-2448-	S	F	4	\$ 1626.88	\$ 1933.51	\$ 1741.73	\$ 2048.36	\$ 2509.42	\$ 2888.21	\$ 2710.07	\$ 3136.97
	60" (1524mm)		202	TCRA-2460-	S	F	4	1701.19	2070.37	1821.40	2190.58	2744.88	3204.78	2988.80	3509.18
	72" (1829mm)		230	TCRA-2472-	S	F	4	1776.54	2214.56	1902.11	2340.13	2983.52	3532.68	3271.40	3894.66
30" (762mm)	48" (1219mm)		187	TCRA-3048-	S	F	4	\$ 1694.22	\$ 2021.12	\$ 1814.43	\$ 2141.33	\$ 2723.51	\$ 3128.58	\$ 2962.78	\$ 3419.97
	60" (1524mm)		216	TCRA-3060-	S	F	4	1784.79	2175.81	1911.70	2302.72	3010.72	3498.94	3302.54	3855.56
	72" (1829mm)		245	TCRA-3072-	S	F	4	1876.40	2337.83	2010.01	2471.44	3301.11	3880.64	3646.17	4304.42
36" (914mm)	60" (1524mm)		230	TCRA-3660-	S	F	4	\$ 1868.39	\$ 2281.25	\$ 2002.00	\$ 2414.86	\$ 3276.56	\$ 3793.10	\$ 3616.28	\$ 4201.94
	72" (1829mm)		259	TCRA-3672-	S	F	4	1976.26	2461.10	2117.91	2602.75	3618.71	4228.59	4020.94	4714.18
Extruded — Base — Power Ready — No Cutout															
29" (737mm)	18" (457mm)	48" (1219mm)	158	TCRA-1848-	S	T	4	\$ 1771.20	\$ 2057.56	\$ 1880.69	\$ 2167.05	\$ 2507.00	\$ 2859.51	\$ 2669.02	\$ 3065.62
	60" (1524mm)		187	TCRA-1860-	S	T	4	1829.25	2176.59	1942.76	2290.10	2690.70	3122.28	2886.72	3374.46
	72" (1829mm)		216	TCRA-1872-	S	T	4	1888.34	2302.95	2005.87	2420.48	2877.58	3396.39	3108.30	3696.57
24" (610mm)	48" (1219mm)		173	TCRA-2448-	S	T	4	\$ 1838.54	\$ 2145.17	\$ 1953.39	\$ 2260.02	\$ 2721.08	\$ 3099.87	\$ 2921.73	\$ 3348.63
	60" (1524mm)		202	TCRA-2460-	S	T	4	1912.85	2282.03	2033.06	2402.24	2956.54	3416.44	3200.46	3720.84
	72" (1829mm)		230	TCRA-2472-	S	T	4	1988.20	2426.22	2113.77	2551.79	3195.18	3744.34	3483.06	4106.32
30" (762mm)	48" (1219mm)		187	TCRA-3048-	S	T	4	\$ 1905.88	\$ 2232.78	\$ 2026.09	\$ 2352.99	\$ 2935.17	\$ 3340.24	\$ 3174.44	\$ 3631.63
	60" (1524mm)		216	TCRA-3060-	S	T	4	1996.45	2387.47	2123.36	2514.38	3222.38	3710.60	3514.20	4067.22
	72" (1829mm)		245	TCRA-3072-	S	T	4	2088.06	2549.49	2221.67	2683.10	3512.77	4092.30	3857.83	4516.08
36" (914mm)	60" (1524mm)		230	TCRA-3660-	S	T	4	\$ 2080.05	\$ 2492.91	\$ 2213.66	\$ 2626.52	\$ 3488.22	\$ 4004.76	\$ 3827.94	\$ 4413.60
	72" (1829mm)		259	TCRA-3672-	S	T	4	2187.92	2672.76	2329.57	2814.41	3830.37	4440.25	4232.60	4925.84

Jive Table — Swivel Base

Square



TVRQ-LJSNR
Class JV

Features

- Includes 1.18"(30mm) top, leg bases with magnetic ganging mechanism, adjustable casters or glides and hardware.
- Standard table height is 29"(737mm).
- Laminate top with 3mm edgeband or wood veneer top with 3mm wood edgeband.
- Top available in standard core only.
- Leg bases are painted aluminum.
- Casters have 0.5"(13mm) height adjustment.
- Glides have 0.75"(19mm) height adjustment.
- Grommets are available for field installation; separately specified.
- Depth and width shown in nominal dimensions.
- Ships unassembled.

Specification Tips

- 24"(610mm) deep tables do not support screens or monitors.
- Screen and Monitor Arm application (approved with casters or glides):
 - 30"(762mm)-48"(1219mm) deep tables can support screens or monitor(s) up to 25 lbs.
 - Refer to specification guide for clearance allowed for mounting screens or monitor(s)
- Magnetic field can be harmful to pacemaker wearers.
- **Power cord length determines the distance to building power source.**
- Separately specified:
 - Horizontal and Vertical Wire Management
 - See Accessories Price List for Power and Data Components
 - Accessories
- Refer to Specification Guide:
 - Accessory placement and compatibility.
 - Seating capacities and leg locations.
- Application may require approval of local authority having jurisdiction (AHJ); ensure compliance before placing orders and installation.

To Order, Specify:

1) Product number, including:

1 Surface Option:

- L** Laminate
- W** Wood

2 Edge Option:

- J** Edgeband
- K** Wood Edgeband

3 Base Style:

- C** Casters (add **\$24.80** list)
- G** Glides

2) Laminate surface color or wood surface color.

3) Edge trim color (laminite only).

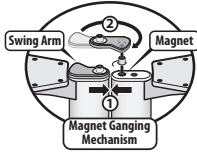
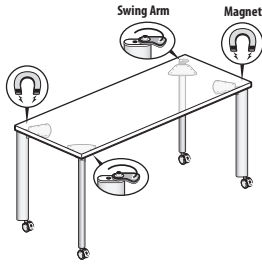
4) Base trim color.

Note: \$70.02 upcharge list for Metallic trim colors.

Depth	Width	Number	HPL		Wood			
			1 2	3	A	B		
24"(610mm)	24"(610mm)	TVRQ-2424-	■	SNRG4	\$1249.93	\$1249.93	\$1355.53	\$1364.17
30"(762mm)	30"(762mm)	TVRQ-3030-	■	SNR 4	1336.66	1342.60	1604.65	1628.32
36"(914mm)	36"(914mm)	TVRQ-3636-	■	SNR 4	1440.37	1453.57	1900.97	1942.53
42"(1067mm)	42"(1067mm)	TVRQ-4242-	■	SNR 4	1561.06	1582.84	2244.49	2306.80
48"(1219mm)	48"(1219mm)	TVRQ-4848-	■	SNR 4	1698.73	1730.41	2635.21	2721.13

Jive Table — Swivel Base

Rectangle



TVRA-LJSNR
Class JV

Features

- Includes 1.18"(30mm) top, leg bases with magnetic ganging mechanism, adjustable casters or glides and hardware.
- Standard table height is 29"(737mm).
- Laminate top with 3mm edgeband or wood veneer top with 3mm wood edgeband.
- Top available in standard core only.
- Leg bases are painted aluminum.
- Casters have 0.5"(13mm) height adjustment.
- Glides have 0.75"(19mm) height adjustment.
- Grommets are available for field installation; separately specified.
- Depth and width shown in nominal dimensions.
- Ships unassembled.

Specification Tips

- 24"(610mm) deep tables do not support screens or monitors
- Screen and Monitor Arm application (approved with casters or glides):
 - 30"(762mm)-48"(1219mm) deep tables can support screens or monitor(s) up to 25 lbs.
 - Refer to specification guide for clearance allowed for mounting screens or monitor(s)
- Magnetic field can be harmful to pacemaker wearers.
- **Power cord length determines the distance to building power source.**
- Separately specified:
 - Horizontal and Vertical Wire Management
 - See Accessories Price List for Power and Data Components
 - Accessories
- Refer to Specification Guide:
 - Accessory placement and compatibility.
 - Seating capacities and leg locations.
- Application may require approval of local authority having jurisdiction (AHJ); ensure compliance before placing orders and installation.

To Order, Specify:

1) Product number, including:

1 Surface Option:

- L** Laminate
- W** Wood

2 Edge Option:

- J** Edgeband
- K** Wood Edgeband

3 Base Style:

- C** Casters (add **\$24.80** list)
- G** Glides

2) Laminate surface color or wood surface color.

3) Edge trim color (laminite only).

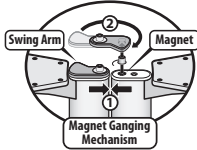
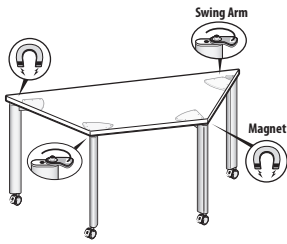
4) Base trim color.

Note: \$70.02 upcharge list for Metallic trim colors.

Depth	Width	Number	1 2	3	HPL		Wood		
					A	B	A	B	
18"(457mm)	48"(1219mm)	TVRA-1848-	■ ■ ■ ■	SNR ■ ■	4	\$ 1131.70	\$1233.92	\$1540.50	\$1611.72
	54"(1372mm)	TVRA-1854-	■ ■ ■ ■	SNR ■ ■	4	1156.39	1260.65	1619.88	1705.32
	60"(1524mm)	TVRA-1860-	■ ■ ■ ■	SNR ■ ■	4	1181.08	1287.38	1699.26	1798.92
	66"(1676mm)	TVRA-1866-	■ ■ ■ ■	SNR ■ ■	4	1205.77	1314.11	1778.64	1892.52
	72"(1829mm)	TVRA-1872-	■ ■ ■ ■	SNR ■ ■	4	1230.46	1340.84	1858.02	1986.12
24"(610mm)	36"(914mm)	TVRA-2436-	■ ■ ■ ■	SNR ■ ■	4	\$ 1131.70	\$ 1233.92	\$ 1540.50	\$ 1611.72
	42"(1067mm)	TVRA-2442-	■ ■ ■ ■	SNR ■ ■	4	1164.62	1269.56	1646.34	1736.52
	48"(1219mm)	TVRA-2448-	■ ■ ■ ■	SNR ■ ■	4	1197.54	1305.20	1752.18	1861.32
	54"(1372mm)	TVRA-2454-	■ ■ ■ ■	SNR ■ ■	4	1230.46	1340.84	1858.02	1986.12
	60"(1524mm)	TVRA-2460-	■ ■ ■ ■	SNR ■ ■	4	1263.38	1376.48	1963.86	2110.92
	66"(1676mm)	TVRA-2466-	■ ■ ■ ■	SNR ■ ■	4	1296.30	1412.12	2069.70	2235.72
	72"(1829mm)	TVRA-2472-	■ ■ ■ ■	SNR ■ ■	4	1329.22	1447.76	2175.54	2360.52
30"(762mm)	36"(914mm)	TVRA-3036-	■ ■ ■ ■	SNR ■ ■	4	\$ 1181.08	\$ 1287.38	\$ 1699.26	\$ 1798.92
	42"(1067mm)	TVRA-3042-	■ ■ ■ ■	SNR ■ ■	4	1222.23	1331.93	1831.56	1954.92
	48"(1219mm)	TVRA-3048-	■ ■ ■ ■	SNR ■ ■	4	1263.38	1376.48	1963.86	2110.92
	54"(1372mm)	TVRA-3054-	■ ■ ■ ■	SNR ■ ■	4	1304.53	1421.03	2096.16	2266.92
	60"(1524mm)	TVRA-3060-	■ ■ ■ ■	SNR ■ ■	4	1345.68	1465.58	2228.46	2422.92
	66"(1676mm)	TVRA-3066-	■ ■ ■ ■	SNR ■ ■	4	1386.83	1510.13	2360.76	2578.92
	72"(1829mm)	TVRA-3072-	■ ■ ■ ■	SNR ■ ■	4	1427.98	1554.68	2493.06	2734.92
36"(914mm)	66"(1676mm)	TVRA-3666-	■ ■ ■ ■	SNR ■ ■	4	\$ 1477.36	\$1608.14	\$ 2651.82	\$2922.12
	72"(1829mm)	TVRA-3672-	■ ■ ■ ■	SNR ■ ■	4	1526.74	1661.60	2810.58	3109.32

Jive Table — Swivel Base

Trapezoid



TVTP-LJSNR
Class JV

- Includes 1.18"(30mm) top, 4 legs with magnetic ganging mechanism, adjustable casters or glides and hardware.
- Standard table height is 29"(737mm).
- Laminate top with 3mm edgeband or wood veneer top with 3mm wood edgeband.
- Top available in standard core only.
- Leg bases are painted aluminum.
- Casters have 0.5"(13mm) height adjustment.
- Glides have 0.75"(19mm) height adjustment.
- Grommets are available for field installation; separately specified.
- Depth and width shown in nominal dimensions.
- Ships unassembled.

Specification Tips

- Enhanced Power Module and Table Dome are available for field installation; separately specified.
- **Magnetic field can be harmful to pacemaker wearers.**
- 24"(610mm) deep tables do not support screens or monitors
- Screen and Monitor Arm application (approved with casters or glides):
 - 30"(762mm)-48"(1219mm) deep tables can support screens or monitor(s) up to 25 lbs.
 - Refer to specification guide for clearance allowed for mounting screens or monitor(s)
- **Power cord length determines the distance to building power source.**
- Separately specified:
 - Horizontal and Vertical Wire Management
 - See Accessories Price List for Power and Data Components
 - Accessories
- Refer to Specification Guide:
 - Accessory placement and compatibility.
 - Seating capacities and leg locations.
- Application may require approval of local authority having jurisdiction (AHJ); ensure compliance before placing orders and installation.

To Order, Specify:

1) Product number, including:

1 Surface Option:

- L** Laminate
- W** Wood

2 Edge Option:

- J** Edgeband
- K** Wood Edgeband

3 Base Style:

- C** Casters (add **\$24.80** list)
- G** Glides

2) Laminate surface color or wood surface color.

3) Edge trim color (laminite only).

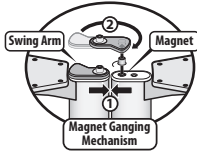
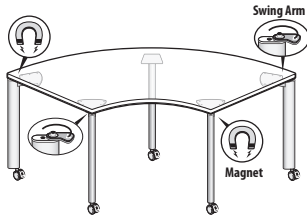
4) Base trim color.

Note: \$70.02 upcharge list for Metallic trim colors.

Depth	Width	Number	1 2 3		HPL		Wood		
			1	2	A	B	A	B	
24"(610mm)	48"(1219mm)	TVTP-2448-	■	SNR ■	4	\$ 1337.37	\$1342.49	\$1565.79	\$1630.04
	54"(1372mm)	TVTP-2454-	■	SNR ■	4	1375.20	1382.88	1686.30	1772.66
	60"(1524mm)	TVTP-2460-	■	SNR ■	4	1413.30	1423.54	1807.62	1916.26
	66"(1676mm)	TVTP-2466-	■	SNR ■	4	1451.67	1464.47	1929.75	2060.85
	72"(1829mm)	TVTP-2472-	■	SNR ■	4	1490.31	1505.67	2052.69	2206.42
30"(762mm)	60"(1524mm)	TVTP-3060-	■	SNR ■	4	\$1498.62	\$ 1515.26	\$2080.80	\$ 2238.74
	66"(1676mm)	TVTP-3066-	■	SNR ■	4	1545.28	1565.12	2229.53	2414.70
	72"(1829mm)	TVTP-3072-	■	SNR ■	4	1592.21	1615.25	2379.07	2591.64

Jive Table — Swivel Base

Crescent



TVBN-LJSNR
Class JV

Features

- Includes 1.18" (30mm) top, 4 legs with magnetic ganging mechanism, one post leg, adjustable casters or glides and hardware.
- Standard table height is 29" (737mm).
- Laminate top with 3mm edgeband or wood veneer top with 3mm wood edgeband.
- Top available in standard core only.
- Leg bases are painted aluminum.
- Casters have 0.5" (13mm) height adjustment.
- Glides have 0.75" (19mm) height adjustment.
- Grommets are available for field installation; separately specified.
- Depth and width shown in nominal dimensions.
- Ships unassembled.

Specification Tips

- Enhanced Power Module and Table Dome are available for field installation; separately specified.
- **Magnetic field can be harmful to pacemaker wearers.**
- **Power cord length determines the distance to building power source.**
- Separately specified:
 - Horizontal and Vertical Wire Management
 - See Accessories Price List for Power and Data Components
 - Accessories
- Refer to Specification Guide:
 - Accessory placement and compatibility.
 - Seating capacities and leg locations.
- Application may require approval of local authority having jurisdiction (AHJ); ensure compliance before placing orders and installation.

To Order, Specify:

1) Product number, including:

1 Surface Option:

- L** Laminate
- W** Wood

2 Edge Option:

- J** Edgeband
- K** Wood Edgeband

3 Base Style:

- C** Casters (add **\$24.80** list)
- G** Glides

2) Laminate surface color or wood surface color.

3) Edge trim color (laminated only).

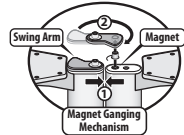
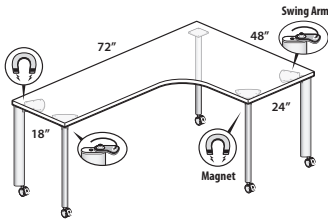
4) Base trim color.

Note: \$70.02 upcharge list for Metallic trim colors.

Depth	Width	Number	HPL		Wood			
			1 2	3	A	B		
24" (610mm)	60" (1524mm)	TVBN-2460- <input type="checkbox"/> SNR <input type="checkbox"/> 4			\$1935.01	\$1945.57	\$2344.21	\$2459.25
30" (762mm)	72" (1829mm)	TVBN-3072- <input type="checkbox"/> SNR <input type="checkbox"/> 4			2121.03	2144.79	2938.18	3161.97
36" (914mm)	84" (2134mm)	TVBN-3684- <input type="checkbox"/> SNR <input type="checkbox"/> 4			2342.67	2382.27	3646.13	3999.34

Jive Table — Swivel Base

Corner, Transitional Extended



TVCX-LJSNRP
Class JV

Features

- Includes 1.18" (30mm) top, adjustable casters or glides and hardware:
 - Legs:
- 24" (610mm)/18" (457mm) depth - 2 legs with magnetic ganging mechanisms and 3 post legs
- 24" (610mm)/30" (762mm) depth - 4 legs with magnetic ganging mechanisms and 1 post leg
- 18" (457mm) depth always has the post leg
- 24" (610mm) and 30" (762mm) depth always has the magnetic ganging mechanism
- Standard table height is 29" (737mm).
- Laminate top with 3mm edgeband or wood veneer top with 3mm wood edgeband.
- Top available in standard core only.
- Leg bases are painted aluminum.
- Casters have 0.5" (13mm) height adjustment.
- Glides have 0.75" (19mm) height adjustment.
- Grommets are available for field installation; separately specified.
- Depth and width shown in nominal dimensions.
- Ships unassembled.

Specification Tips

- Enhanced Power Module and Table Dome are available for field installation; separately specified.
- **Magnetic field can be harmful to pacemaker wearers.**
- 24" (610mm) deep tables do not support screens or monitors
- Screen and Monitor Arm application (approved with casters or glides):
 - 30" (762mm)-48" (1219mm) deep tables can support screens or monitor(s) up to 25 lbs.
 - Refer to specification guide for clearance allowed for mounting screens or monitor(s)
- **Power cord length determines the distance to building power source.**
- Separately specified:
 - Horizontal and Vertical Wire Management
 - See Accessories Price List for Power and Data Components
 - Accessories
- Refer to Specification Guide:
 - Accessory placement and compatibility.
 - Seating capacities and leg locations.
- Application may require approval of local authority having jurisdiction (AHJ); ensure compliance before placing orders and installation.

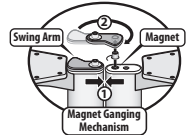
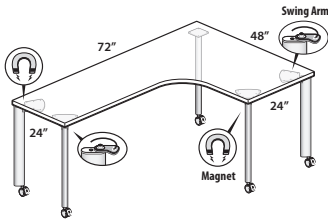
To Order, Specify:

- 1) Product number, including:
 - 1 Surface Option:**
 - L** Laminate
 - W** Wood
 - 2 Edge Option:**
 - J** Edgeband
 - K** Wood Edgeband
 - 3 Base Style:**
 - C** Casters (add **\$24.80** list)
 - G** Glides
 - 2) Laminate surface color or wood surface color.
 - 3) Edge trim color (laminite only).
 - 4) Base trim color.
- Note: \$70.02** upcharge list for Metallic trim colors.

Left/Right Depth	Width	Length	Number				HPL		Wood			
				1	2	3	A	B	A	B		
Left-Hand												
18" (457mm)/24" (610mm)	42" (1067mm)	60" (1524mm)	TVCX-4260-	■	■	SNR	■	P	\$ 1806.44	\$ 1818.74	\$ 2329.64	\$ 2461.34
		72" (1829mm)	TVCX-4272-	■	■	SNR	■	P	2033.32	2063.66	3405.00	3729.86
Right-Hand												
24" (610mm)/18" (457mm)	42" (1067mm)	60" (1524mm)	TVCX-4260-	■	■	SNR	■	U	\$ 1812.74	\$ 1825.04	\$ 2329.64	\$ 2461.34
		72" (1829mm)	TVCX-4272-	■	■	SNR	■	U	2039.92	2070.26	3405.00	3729.86
Left-Hand												
24" (610mm)/30" (762mm)	48" (1219mm)	60" (1524mm)	TVCX-4860-	■	■	SNR	■	R	\$ 1807.04	\$ 1819.34	\$ 2329.64	\$ 2461.34
		72" (1829mm)	TVCX-4872-	■	■	SNR	■	R	2034.22	2064.56	3405.00	3729.86
Right-Hand												
30" (762mm)/24" (610mm)	48" (1219mm)	60" (1524mm)	TVCX-4860-	■	■	SNR	■	W	\$ 1813.64	\$ 1825.94	\$ 2329.64	\$ 2461.34
		72" (1829mm)	TVCX-4872-	■	■	SNR	■	W	2040.52	2070.86	3405.00	3729.86

Jive Table — Swivel Base

Corner, Extended



TVCE-LJSNRE
Class JV

Features

- Includes 1.18" (30mm) top, 4 legs with magnetic ganging mechanism, one post leg, adjustable casters or glides and hardware.
- Standard table height is 29" (737mm).
- Laminate top with 3mm edgeband or wood veneer top with 3mm wood edgeband.
- Top available in standard core only.
- Leg bases are painted aluminum.
- Casters have 0.5" (13mm) height adjustment.
- Glides have 0.75" (19mm) height adjustment.
- Grommets are available for field installation; separately specified.
- Depth and width shown in nominal dimensions.
- Ships unassembled.

Specification Tips

- Enhanced Power Module and Table Dome are available for field installation; separately specified.
- **Magnetic field can be harmful to pacemaker wearers.**
- 24" (610mm) deep tables do not support screens or monitors
- Screen and Monitor Arm application (approved with casters or glides):
 - 30" (762mm)-48" (1219mm) deep tables can support screens or monitor(s) up to 25 lbs.
 - Refer to specification guide for clearance allowed for mounting screens or monitor(s)
- **Power cord length determines the distance to building power source.**
- Separately specified:
 - Horizontal and Vertical Wire Management
 - See Accessories Price List for Power and Data Components
 - Accessories
- Refer to Specification Guide:
 - Accessory placement and compatibility.
 - Seating capacities and leg locations.
- Application may require approval of local authority having jurisdiction (AHJ); ensure compliance before placing orders and installation.

To Order, Specify:

1) Product number, including:

1 Surface Option:

- L** Laminate
- W** Wood

2 Edge Option:

- J** Edgeband
- K** Wood Edgeband

3 Base Style:

- C** Casters (add **\$24.80** list)
- G** Glides

2) Laminate surface color or wood surface color.

3) Edge trim color (laminite only).


4) Base trim color.

Note: \$70.02 upcharge list for Metallic trim colors.

Left/Right Depth	Width	Length	Number	①②	③	HPL		Wood	
						A	B	A	B
Left-Hand									
24" (610mm)/24" (610mm)	42" (1067mm)	60" (1524mm)	TVCE-4260-	SNR	E	\$ 1810.04	\$ 1822.34	\$ 2329.64	\$ 2461.34
		72" (1829mm)	TVCE-4272-	SNR	E	2036.92	2067.26	3405.00	3729.86
24" (610mm)/24" (610mm)	48" (1219mm)	60" (1524mm)	TVCE-4860-	SNR	E	\$ 1810.04	\$ 1822.34	\$ 2329.64	\$ 2461.34
		72" (1829mm)	TVCE-4872-	SNR	E	2036.92	2067.26	3405.00	3729.86
Right-Hand									
24" (610mm)/24" (610mm)	42" (1067mm)	60" (1524mm)	TVCE-4260-	SNR	H	\$ 1810.04	\$ 1822.34	\$ 2329.64	\$ 2461.34
		72" (1829mm)	TVCE-4272-	SNR	H	2036.92	2067.26	3405.00	3729.86
24" (610mm)/24" (610mm)	48" (1219mm)	60" (1524mm)	TVCE-4860-	SNR	H	\$ 1810.04	\$ 1822.34	\$ 2329.64	\$ 2461.34
		72" (1829mm)	TVCE-4872-	SNR	H	2036.92	2067.26	3405.00	3729.86
Left-Hand									
30" (762mm)/30" (762mm)	48" (1219mm)	60" (1524mm)	TVCE-4860-	SNR	F	\$ 1810.64	\$ 1822.94	\$ 2329.64	\$ 2461.34
		72" (1829mm)	TVCE-4872-	SNR	F	2037.82	2068.16	3405.00	3729.86
Right-Hand									
30" (762mm)/30" (762mm)	48" (1219mm)	60" (1524mm)	TVCE-4860-	SNR	J	\$ 1810.64	\$ 1822.94	\$ 2329.64	\$ 2461.34
		72" (1829mm)	TVCE-4872-	SNR	J	2037.82	2068.16	3405.00	3729.86

Masters Series Table

Round



XZAM-1S
Class RA1

Features

- Includes round top and 27"(686mm) disc base.
- 30"(762mm) and 36"(914mm) includes 21"(533mm) disc base.
- 42"(1067mm) and 48"(1219mm) includes 27"(686mm) disc base.
- Fixed height base: 29.25"(743mm).
- 1.18"(30mm) thick high-pressure laminate (HPL) worksurface with T-mold edgeband.
- 1.18"(30mm) thick wood worksurface with a choice of profiled edge (Square or Bevel). Double-cut veneers available with Square 3mm Radius edge only.

To Order, Specify:

1) Product number, including:

1 Edge Option:

Wood:

1 Square

5 Bevel (add **\$307.08** list)

2) Finish code (laminated or wood).

3) Laminate edge trim color (if laminate specified).

4) Trim code for disc base.

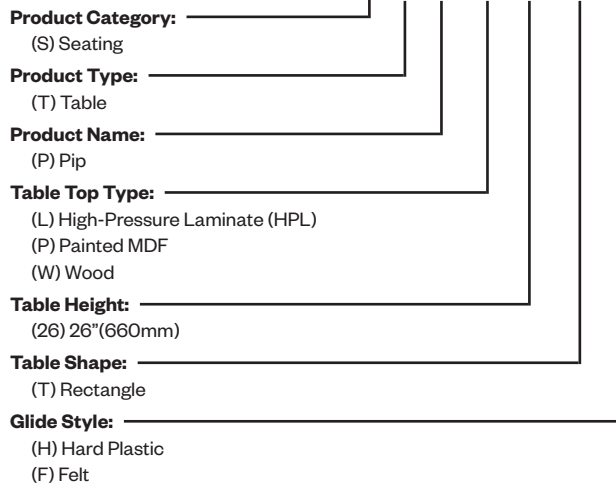
Note: \$25.48 upcharge (list) for metallic or accent trim colors.

Height	Diameter	Number ①	HPL		Wood	
			A	B	A	B
Laminate						
29.25"(743mm)	30"(762mm)	XLAM-3000-JS	\$ 2277.48	\$ 2375.09	N/A	N/A
	36"(914mm)	XLAM-3600-JS	2501.85	2595.06	N/A	N/A
	42"(1067mm)	XLAM-4200-JS	2765.84	2853.85	N/A	N/A
	48"(1219mm)	XLAM-4800-JS	3069.45	3151.46	N/A	N/A
Wood						
29.25"(743mm)	30"(762mm)	XZAM-3000- S	N/A	N/A	\$2440.10	\$2602.43
	36"(914mm)	XZAM-3600- S	N/A	N/A	2762.02	2942.94
	42"(1067mm)	XZAM-4200- S	N/A	N/A	3135.32	3337.83
	48"(1219mm)	XZAM-4800- S	N/A	N/A	3560.00	3787.10

Pip

Catalog Logic

S T P - P 26 - T H



Pip Table

Personal Laptop



STP-P26-TH
Class QA6

Features

- Includes table top, base and hardware.
- Top available in laminate, painted MDF or planked wood in White Oak or Walnut.
- Laminate top features a knife-edge profile with 1mm edge banding that seamlessly matches the surface.
- Wood tops are designed to be unique using solid wood planks with a clear, low-gloss finish showing natural variation.
- Base: Painted aluminum support plate and column with painted steel base plate.
- Ships unassembled.

To Order, Specify:

1) Product number, including:

1 Surface Material:

- L** Laminate
- P** Painted MDF
- W** Planked Wood

2 Glide Type:


- H** Hard Plastic
- F** Felt

2) Top surface and color.

3) Base trim color.

Height	Depth	Width	Number		HPL		Painted MDF	White Oak	Walnut
			1	2	A	B			
26"(660mm)	13"(330mm)	21.25"(540mm)	STP- <input type="checkbox"/> 26-T <input type="checkbox"/>		\$1027.20	\$1050.02	\$871.62	\$1584.02	\$1780.97

Collaborative



S970
Class QA6

Features

- Includes: 1.18"(30mm) standard top with two columns on a painted steel base.
- High-Pressure Laminate (HPL) or wood veneer top with knife edge.
- Standard with clear non-adjustable glides.

Specification Tips

- Designed for use with lounge seating to provide a seated height surface.
- Cannot route power through legs.
- Ships unassembled.

To Order, Specify:

1) Product number, including:

1 Surface Type:

- L** Laminate
- W** Wood Veneer

2) Laminate surface color or wood finish color.

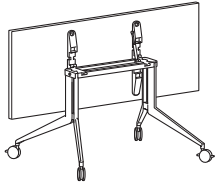
3) Edge color (laminate only).

4) Base trim color.

Height	Depth	Width	Number 1	HPL		Wood	
				A	B	A	B
28"(711mm)	30"(762mm)	54"(1372mm)	S970- <input type="checkbox"/> 00-H	\$2836.91	\$2868.00	\$3039.00	\$3108.96

Planes Collaborative Table — Y-Leg Rectangular

Flip Top Table



Non-Flip Top Table



TARA
Class TA1

Features

- Includes 1.18”(30mm) thick top, two Y-leg assemblies, stretcher and hardware.
- Standard table height is 29”(737mm) with 27.88”(708mm) knee clearance.
- High-Pressure Laminate (HPL) top with knife edge or 3mm edgeband edges or wood veneer top with 3mm wood edgeband or knife edge.
- Base Options:
 - Flip Top Table with casters (H) or with glides (F).
 - Non-flip Top Table with casters (C) or with glides (G).
- Flip Top Table:
 - Table top flips from horizontal to vertical position via pneumatic assist mechanism activated by two finger pulls.
 - Tables nest when flipped to vertical position. Refer to Specification Guide for details.
- Base and stretcher are painted aluminum.
- Stretcher provides lay-in cable management.
- Optional Flip top unit electrical modules are separately specified. Refer to electrical components for appropriate product specification.
- Optional casters (two locking) or glides are field interchangeable.
- Casters have light platinum hub with graphite tread.
- Glides are light platinum with 0.5”(13mm) height adjustment.
- Depth and width shown in nominal dimensions.
- Ships unassembled.

Specification Tips

- 3mm edgeband edge is recommended to allow a flat seam between tables.
- The following Planes products are separately specified:
 - Ganging clip
 - Flip top unit electrical modules
 - Grommets (field cut opening)
 - Vertical wire management
 - Y-leg Bumper

To Order, Specify:

1) Product number, including:

1 Surface Options:

- L** Laminate
- W** Wood

2 Edge Options:

- Laminate:
- J** Edgeband
 - F** Knife

- Wood:
- K** Edgeband
 - U** Knife

3 Flip Top Unit Cutout(s):

- N** None
- F** Center – single-sided/
4 outlets (add **\$48.58** list)
- J** Center – single-sided/
6 outlets (add **\$48.58** list)

4 Base Option (Flip/Non-Flip):

- H** Flip Top Table – Casters (add **\$488.52** list)
- F** Flip Top Table – Glides (add **\$602.34** list)
- C** Non-flip Top Table: Casters
- G** Non-flip Top Table: Glides (add **\$113.82** list)

2) Laminate surface or wood finish color.

3) Edge trim color (laminite only).

4) Base/Stretcher trim color.

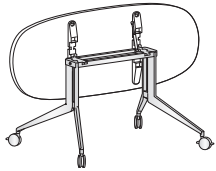
5) Caster/Glide trim color.

Note: \$66.79 upcharge list for Metallic and accent trim colors.

Depth	Width	Number	1	2	3	4	HPL		Wood		B	U	
							A	F	A	B			
							J	F	K	U	K	U	
Flip Top Tables													
30”(762mm)	60”(1524mm)	TARA-3060-	S	Y	4	\$ 1835.41	\$ 2202.12	\$ 1935.85	\$ 2302.56	\$ 2360.85	\$ 2817.56	\$ 2398.05	\$ 2867.36
	66”(1676mm)	TARA-3066-	S	Y	4	1927.16	2314.27	2037.45	2424.56	2512.09	2995.20	2556.63	3053.18
	72”(1829mm)	TARA-3072-	S	Y	4	2018.91	2426.42	2139.05	2546.56	2663.33	3172.84	2715.21	3239.00
36”(914mm)	60”(1524mm)	TARA-3660-	S	Y	4	\$ 2014.71	\$ 2401.82	\$ 2134.85	\$ 2521.96	\$ 2649.89	\$ 3133.00	\$ 2700.93	\$ 3197.48
	66”(1676mm)	TARA-3666-	S	Y	4	2123.97	2531.48	2255.93	2663.44	2828.69	3338.20	2888.37	3412.16
	72”(1829mm)	TARA-3672-	S	Y	4	2233.23	2661.14	2377.01	2804.92	3007.49	3543.40	3075.81	3626.84
Non-Flip Top Tables													
30”(762mm)	60”(1524mm)	TARA-3060-	S	Y	4	\$ 1835.41	\$ 2202.12	\$ 1935.85	\$ 2302.56	\$ 2360.85	\$ 2817.56	\$ 2398.05	\$ 2867.36
	66”(1676mm)	TARA-3066-	S	Y	4	1927.16	2314.27	2037.45	2424.56	2512.09	2995.20	2556.63	3053.18
	72”(1829mm)	TARA-3072-	S	Y	4	2018.91	2426.42	2139.05	2546.56	2663.33	3172.84	2715.21	3239.00
36”(914mm)	60”(1524mm)	TARA-3660-	S	Y	4	\$ 2014.71	\$ 2401.82	\$ 2134.85	\$ 2521.96	\$ 2649.89	\$ 3133.00	\$ 2700.93	\$ 3197.48
	66”(1676mm)	TARA-3666-	S	Y	4	2123.97	2531.48	2255.93	2663.44	2828.69	3338.20	2888.37	3412.16
	72”(1829mm)	TARA-3672-	S	Y	4	2233.23	2661.14	2377.01	2804.92	3007.49	3543.40	3075.81	3626.84
	78”(1981mm)	TARA-3678-	S	Y	4	2342.49	2790.80	2498.09	2946.40	3186.29	3748.60	3263.25	3841.52
	84”(2134mm)	TARA-3684-	S	Y	4	2451.75	2920.46	2619.17	3087.88	3365.09	3953.80	3450.69	4056.20
	90”(2286mm)	TARA-3690-	S	Y	4	2561.01	3050.12	2740.25	3229.36	3543.89	4159.00	3638.13	4270.88
	96”(2438mm)	TARA-3696-	S	Y	4	2670.27	3179.78	2861.33	3370.84	3722.69	4364.20	3825.57	4485.56

Planes Collaborative Table — Y-Leg Pebble

4Flip Top Table



Non-Flip Top Table



TARP
Class TA1

Features

- Includes 1.18"(30mm) thick top, two Y-leg assemblies, stretcher and hardware.
- Standard table height is 29"(737mm) with 27.88"(708mm) knee clearance.
- High-Pressure Laminate (HPL) top with knife edge or 3mm edgeband edges or wood veneer top with 3mm wood edgeband or knife edge.
- Base Options:
 - Flip Top Table with casters (H) or with glides (F).
 - Non-flip Top Table with casters (C) or with glides (G).
- Flip Top Table:
 - Table top flips from horizontal to vertical position via pneumatic assist mechanism activated by two finger pulls.
 - Tables nest when flipped to vertical position. Refer to Specification Guide for details.
- Base and stretcher are painted aluminum.
- Stretcher provides lay-in cable management.
- Optional Flip top unit electrical modules are separately specified. Refer to electrical components for appropriate product specification.
- Optional casters (two locking) or glides are field interchangeable.
- Casters have light platinum hub with graphite tread.
- Glides are light platinum with 0.5"(13mm) height adjustment.
- Depth and width shown in nominal dimensions.
- Ships unassembled.

Specification Tips

- The following Planes products are separately specified:
 - Ganging clip
 - Flip top unit electrical modules
 - Grommets (field cut opening)
 - Vertical wire management
 - Y-leg Bumper

To Order, Specify:

1) Product number, including:

1 Surface Options:

- L** Laminate
- W** Wood

2 Edge Options:

Laminate:

- J** Edgeband
- F** Knife

Wood:

- K** Edgeband
- U** Knife

3 Flip Top Unit Cutout(s):

- N** None
- F** Center - single sided/
4 outlets (add **\$48.58** list)
- J** Center - single-sided/
6 outlets (add **\$48.58** list)

4 Base Option (Flip/Non-Flip):

- H** Flip Top Table - Casters
(add **\$488.52** list)
- F** Flip Top Table - Glides (add
\$602.34 list)
- C** Non-flip Top Table: Casters
- G** Non-flip Top Table: Glides
(add **\$113.82** list)

2) Laminate surface or wood finish color.

3) Edge trim color (laminite only).

4) Base/Stretcher trim color.

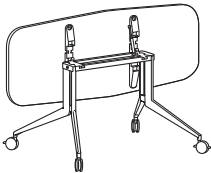
5) Caster/Glide trim color.

Note: \$66.79 upcharge list for Metallic and accent trim colors.

Depth	Width	Number	1	2	3	4	HPL		Wood		B	U		
							A	F	A	B				
							J	F	K	U	K	U		
Flip Top Tables														
30"(762mm)	60"(1524mm)	TARP-3060-	<input type="checkbox"/>	<input type="checkbox"/>	<input type="checkbox"/>	<input type="checkbox"/>	\$ 1851.61	\$ 2181.01	\$ 1952.05	\$ 2281.45	\$2360.85	\$ 2756.85	\$2398.05	\$2806.65
	66"(1676mm)	TARP-3066-	<input type="checkbox"/>	<input type="checkbox"/>	<input type="checkbox"/>	<input type="checkbox"/>	1944.44	2295.80	2054.73	2406.09	2512.09	2934.49	2556.63	2992.47
	72"(1829mm)	TARP-3072-	<input type="checkbox"/>	<input type="checkbox"/>	<input type="checkbox"/>	<input type="checkbox"/>	2037.27	2410.59	2157.41	2530.73	2663.33	3112.13	2715.21	3178.29
36"(914mm)	60"(1524mm)	TARP-3660-	<input type="checkbox"/>	<input type="checkbox"/>	<input type="checkbox"/>	<input type="checkbox"/>	\$ 2031.99	\$ 2383.35	\$ 2152.13	\$2503.49	\$2649.89	\$ 3072.29	\$2700.93	\$ 3136.77
	66"(1676mm)	TARP-3666-	<input type="checkbox"/>	<input type="checkbox"/>	<input type="checkbox"/>	<input type="checkbox"/>	2142.33	2515.65	2274.29	2647.61	2828.69	3277.49	2888.37	3351.45
	72"(1829mm)	TARP-3672-	<input type="checkbox"/>	<input type="checkbox"/>	<input type="checkbox"/>	<input type="checkbox"/>	2252.67	2647.95	2396.45	2791.73	3007.49	3482.69	3075.81	3566.13
Non-Flip Top Tables														
30"(762mm)	60"(1524mm)	TARP-3060-	<input type="checkbox"/>	<input type="checkbox"/>	<input type="checkbox"/>	<input type="checkbox"/>	\$ 1851.61	\$ 2181.01	\$ 1952.05	\$ 2281.45	\$2360.85	\$ 2756.85	\$2398.05	\$2806.65
	66"(1676mm)	TARP-3066-	<input type="checkbox"/>	<input type="checkbox"/>	<input type="checkbox"/>	<input type="checkbox"/>	1944.44	2295.80	2054.73	2406.09	2512.09	2934.49	2556.63	2992.47
	72"(1829mm)	TARP-3072-	<input type="checkbox"/>	<input type="checkbox"/>	<input type="checkbox"/>	<input type="checkbox"/>	2037.27	2410.59	2157.41	2530.73	2663.33	3112.13	2715.21	3178.29
36"(914mm)	60"(1524mm)	TARP-3660-	<input type="checkbox"/>	<input type="checkbox"/>	<input type="checkbox"/>	<input type="checkbox"/>	\$ 2031.99	\$ 2383.35	\$ 2152.13	\$2503.49	\$2649.89	\$ 3072.29	\$2700.93	\$ 3136.77
	66"(1676mm)	TARP-3666-	<input type="checkbox"/>	<input type="checkbox"/>	<input type="checkbox"/>	<input type="checkbox"/>	2142.33	2515.65	2274.29	2647.61	2828.69	3277.49	2888.37	3351.45
	72"(1829mm)	TARP-3672-	<input type="checkbox"/>	<input type="checkbox"/>	<input type="checkbox"/>	<input type="checkbox"/>	2252.67	2647.95	2396.45	2791.73	3007.49	3482.69	3075.81	3566.13
	78"(1981mm)	TARP-3678-	<input type="checkbox"/>	<input type="checkbox"/>	<input type="checkbox"/>	<input type="checkbox"/>	2363.01	2780.25	2518.61	2935.85	3186.29	3687.89	3263.25	3780.81
	84"(2134mm)	TARP-3684-	<input type="checkbox"/>	<input type="checkbox"/>	<input type="checkbox"/>	<input type="checkbox"/>	2473.35	2912.55	2640.77	3079.97	3365.09	3893.09	3450.69	3995.49
	90"(2286mm)	TARP-3690-	<input type="checkbox"/>	<input type="checkbox"/>	<input type="checkbox"/>	<input type="checkbox"/>	2583.69	3044.85	2762.93	3224.09	3543.89	4098.29	3638.13	4210.17
	96"(2438mm)	TARP-3696-	<input type="checkbox"/>	<input type="checkbox"/>	<input type="checkbox"/>	<input type="checkbox"/>	2694.03	3177.15	2885.09	3368.21	3722.69	4303.49	3825.57	4424.85

Planes Collaborative Table — Y-Leg Hexagon

Flip Top Table



Non-Flip Top Table



TARX
Class TA1

Features

- Includes 1.18"(30mm) thick top, two Y-leg assemblies, stretcher and hardware.
- Standard table height is 29"(737mm) with 27.88"(708mm) knee clearance.
- High-Pressure Laminate (HPL) top with knife edge or 3mm edgeband edges or wood veneer top with 3mm wood edgeband or knife edge.
- Base Options:
 - Flip Top Table with casters (H) or with glides (F).
 - Non-flip Top Table with casters (C) or with glides (G).
- Flip Top Table:
 - Table top flips from horizontal to vertical position via pneumatic assist mechanism activated by two finger pulls.
 - Tables nest when flipped to vertical position. Refer to Specification Guide for details.
- Base and stretcher are painted aluminum.
- Stretcher provides lay-in cable management
- Optional Flip top unit electrical modules are separately specified. Refer to electrical components for appropriate product specification.
- Optional casters (two locking) or glides are field interchangeable.
- Casters have light platinum hub with graphite tread.
- Glides are light platinum with 0.5"(13mm) height adjustment.
- Depth and width shown in nominal dimensions.
- Ships unassembled.

Specification Tips

- The following Planes products are separately specified:
 - Ganging clip
 - Flip top unit electrical modules
 - Grommets (field cut opening)
 - Vertical wire management
 - Y-leg Bumper

To Order, Specify:

- Product number, including:
 - Surface Options:**
 - L** Laminate
 - W** Wood
 - Edge Options:**

Laminate:

 - J** Edgeband
 - F** Knife

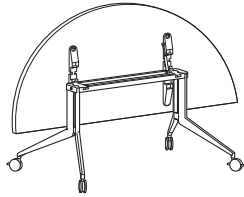
Wood:

 - K** Edgeband
 - U** Knife
 - Flip Top Unit Cutout(s):**
 - N** None
 - F** Center - single-sided/ 34 outlets (add **\$48.58** list)
 - J** Center - single-sided/ 36 outlets (add **\$48.58** list)
 - Base Option (Flip/Non-Flip):**
 - H** Flip Top Table - Casters (add **\$488.52** list)
 - F** Flip Top Table - Glides (add **\$602.34** list)
 - C** Non-flip Top Table: Casters
 - G** Non-flip Top Table: Glides (add **\$113.82** list)
 - Laminate surface or wood finish color.
 - Edge trim color (laminite only).
 - Base/Stretcher trim color.
 - Caster/Glide trim color.
- Note: \$66.79** upcharge list for Metallic and accent trim colors.

Depth	Width	Number	①	②	③	④	HPL		Wood		B	U		
							A	F	A	B				
							J	F	K	U	K	U		
Flip Top Tables														
30"(762mm)	60"(1524mm)	TARX-3060-	S	Y	4	\$	\$1851.61	\$2241.72	\$1952.05	\$2342.16	\$2360.85	\$2817.56	\$2398.05	\$2867.36
	66"(1676mm)	TARX-3066-	S	Y	4		1944.44	2356.51	2054.73	2466.80	2512.09	2995.20	2556.63	3053.18
	72"(1829mm)	TARX-3072-	S	Y	4		2037.27	2471.30	2157.41	2591.44	2663.33	3172.84	2715.21	3239.00
36"(914mm)	60"(1524mm)	TARX-3660-	S	Y	4	\$	\$2031.99	\$2444.06	\$2152.13	\$2564.20	\$2649.89	\$3133.00	\$2700.93	\$3197.48
	66"(1676mm)	TARX-3666-	S	Y	4		2142.33	2576.36	2274.29	2708.32	2828.69	3338.20	2888.37	3412.16
	72"(1829mm)	TARX-3672-	S	Y	4		2252.67	2708.66	2396.45	2852.44	3007.49	3543.40	3075.81	3626.84
Non-Flip Top Tables														
30"(762mm)	60"(1524mm)	TARX-3060-	S	Y	4	\$	\$1851.61	\$2241.72	\$1952.05	\$2342.16	\$2360.85	\$2817.56	\$2398.05	\$2867.36
	66"(1676mm)	TARX-3066-	S	Y	4		1944.44	2356.51	2054.73	2466.80	2512.09	2995.20	2556.63	3053.18
	72"(1829mm)	TARX-3072-	S	Y	4		2037.27	2471.30	2157.41	2591.44	2663.33	3172.84	2715.21	3239.00
36"(914mm)	60"(1524mm)	TARX-3660-	S	Y	4	\$	\$2031.99	\$2444.06	\$2152.13	\$2564.20	\$2649.89	\$3133.00	\$2700.93	\$3197.48
	66"(1676mm)	TARX-3666-	S	Y	4		2142.33	2576.36	2274.29	2708.32	2828.69	3338.20	2888.37	3412.16
	72"(1829mm)	TARX-3672-	S	Y	4		2252.67	2708.66	2396.45	2852.44	3007.49	3543.40	3075.81	3626.84
	78"(1981mm)	TARX-3678-	S	Y	4		2363.01	2840.96	2518.61	2996.56	3186.29	3748.60	3263.25	3841.52
	84"(2134mm)	TARX-3684-	S	Y	4		2473.35	2973.26	2640.77	3140.68	3365.09	3953.80	3450.69	4056.20
	90"(2286mm)	TARX-3690-	S	Y	4		2583.69	3105.56	2762.93	3284.80	3543.89	4159.00	3638.13	4270.88
	96"(2438mm)	TARX-3696-	S	Y	4		2694.03	3237.86	2885.09	3428.92	3722.69	4364.20	3825.57	4485.56

Planes Collaborative Table — Y-Leg Half Round

Flip Top Table



Non-Flip Top Table



TAHN
Class TA1

Features

- Includes 1.18"(30mm) thick top, two Y-leg assemblies, stretcher and hardware.
- Standard table height is 29"(737mm) with 27.88"(708mm) knee clearance.
- High-Pressure Laminate (HPL) top with knife edge or 3mm edgeband edges or wood veneer top with 3mm wood edgeband or knife edge.
- Base Options:
 - Flip Top Table with casters (H) or with glides (F).
 - Non-flip Top Table with casters (C) or with glides (G).
- Flip Top Table:
 - Table top flips from horizontal to vertical position via pneumatic assist mechanism activated by two finger pulls.
 - Tables nest when flipped to vertical position. Refer to Specification Guide for details.
- Base and stretcher are painted aluminum.
- Stretcher provides lay-in cable management.
- Optional Flip top unit electrical modules are separately specified. Refer to electrical components for appropriate product specification.
- Optional casters (two locking) or glides are field interchangeable.
- Casters have light platinum hub with graphite tread.
- Glides are light platinum with 0.5"(13mm) height adjustment.
- Depth and width shown in nominal dimensions.
- Ships unassembled.

Specification Tips

- 3mm edgeband edge is recommended to allow a flat seam between tables.
- Width is meant to accommodate two 36"(914mm) tables.
- The following Planes products are separately specified:
 - Ganging clip
 - Flip top unit electrical modules
 - Grommets (field cut opening)
 - Vertical wire management
 - Y-leg Bumper

To Order, Specify:

1) Product number, including:

1 Surface Options:

- L** Laminate
- W** Wood

2 Edge Options:

Laminate:

- J** Edgeband
- F** Knife

Wood:

- K** Edgeband
- U** Knife

3 Flip Top Unit Cutout(s):

- N** None
- F** Center - single-sided/
4 outlets (add **\$48.58** list)
- J** Center - single-sided/
6 outlets (add **\$48.58** list)

4 Base Option (Flip/Non-Flip):

- H** Flip Top Table - Casters
(add **\$488.52** list)
- F** Flip Top Table - Glides (add
\$602.34 list)
- C** Non-flip Top Table: Casters
- G** Non-flip Top Table: Glides
(add **\$113.82** list)

2) Laminate surface or wood finish color.

3) Edge trim color (laminite only).

4) Base/Stretcher trim color.

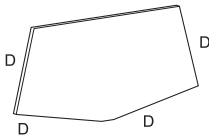
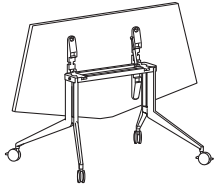
5) Caster/Glide trim color.

Note: **\$66.79** upcharge list for Metallic and accent trim colors.

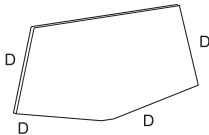
Depth	Width	Number	①	②	③	④	HPL		Wood		B	U		
							A	F	A	B				
							J	F	K	U	K	U		
Flip Top Table														
36"(914mm)	72"(1829mm)	TAHN-3672-	<input type="checkbox"/>	<input type="checkbox"/>	<input type="checkbox"/>	<input type="checkbox"/>	\$2211.03	\$2573.91	\$2352.62	\$2715.50	\$2971.04	\$3435.44	\$3036.34	\$3520.18
Non-Flip Top Table														
36"(914mm)	72"(1829mm)	TAHN-3672-	<input type="checkbox"/>	<input type="checkbox"/>	<input type="checkbox"/>	<input type="checkbox"/>	\$2211.03	\$2573.91	\$2352.62	\$2715.50	\$2971.04	\$3435.44	\$3036.34	\$3520.18

Planes Collaborative Table — Y-Leg Polygon

Flip Top Table



Non-Flip Top Table



TACV
Class TA1

Features

- Includes 1.18"(30mm) thick top, two Y-leg assemblies, stretcher and hardware.
- Standard table height is 29"(737mm) with 27.88"(708mm) knee clearance.
- High-Pressure Laminate (HPL) top with knife edge or 3mm edgeband edges or wood veneer top with 3mm wood edgeband or knife edge.
- Base Options:
 - Flip Top Table with casters (H) or with glides (F).
 - Non-flip Top Table with casters (C) or with glides (G).
- Flip Top Table:
 - Table top flips from horizontal to vertical position via pneumatic assist mechanism activated by two finger pulls.
 - Tables nest when flipped to vertical position. Refer to Specification Guide for details.
- Base and stretcher are painted aluminum.
- Stretcher provides lay-in cable management.
- Optional Flip top unit electrical modules are separately specified. Refer to electrical components for appropriate product specification.
- Optional casters (two locking) or glides are field interchangeable.
- Casters have light platinum hub with graphite tread.
- Glides are light platinum with 0.5"(13mm) height adjustment.
- Depth and width shown in nominal dimensions.
- Ships unassembled.

Specification Tips

- 3mm edgeband edge is recommended to allow a flat seam between tables.
- Depth matches 30"(762mm) or 36"(914mm)D rectangular tables.
- The following Planes products are separately specified:
 - Ganging clip
 - Flip top unit electrical modules
 - Grommets (field cut opening)
 - Vertical wire management
 - Y-leg Bumper

To Order, Specify:

1) Product number, including:

1 Surface Options:

- L** Laminate
- W** Wood

2 Edge Options:

Laminate:

- J** Edgeband
- F** Knife

Wood:

- K** Edgeband
- U** Knife

3 Flip Top Unit Cutout(s):

- N** None
- F** Center - single-sided/
4 outlets (add **\$48.58** list)
- J** Center - single-sided/
6 outlets (add **\$48.58** list)

4 Base Option (Flip/Non-Flip):

- H** Flip Top Table - Casters (add **\$488.52** list)
- F** Flip Top Table - Glides (add **\$602.34** list)
- C** Non-flip Top Table: Casters
- G** Non-flip Top Table: Glides, add **\$113.82** list)

2) Laminate surface or wood finish color.

3) Edge trim color (laminite only).

4) Base/Stretcher trim color.

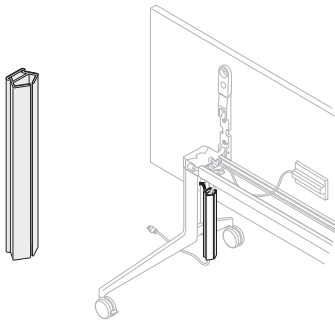
5) Caster/Glide trim color.

Note: \$66.79 upcharge list for Metallic and accent trim colors.

Depth	Width	Number	①	②	③	④	HPL		Wood					
							A	F	A	B	K	U		
30"(762mm)	60"(1524mm)	TACV-3060-	S	Y	4		J	F	J	F	K	U	K	U
							\$ 1824.04	\$ 2223.15	\$ 1925.91	\$ 2325.02	\$ 2413.18	\$ 2751.09	\$ 2454.82	\$ 2810.73
36"(914mm)	72"(1829mm)	TACV-3672-	S	Y	4		2239.66	2787.67	2386.41	2934.42	3052.41	3512.29	3134.53	3620.33
Non-Flip Top Tables														
30"(762mm)	60"(1524mm)	TACV-3060-	S	Y	4		\$ 1824.04	\$ 2223.15	\$ 1925.91	\$ 2325.02	\$ 2413.18	\$ 2751.09	\$ 2454.82	\$ 2810.73
36"(914mm)	72"(1829mm)	TACV-3672-	S	Y	4		2239.66	2787.67	2386.41	2934.42	3052.41	3512.29	3134.53	3620.33

Planes Collaborative Table Accessories

Vertical Wire Management



TA01-0212
Class TA1

Features

- Includes one plastic wire manager sleeve
- Standard in light platinum color
- Field installed

Specification Tips

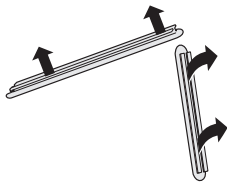
- For use on the Y-leg assembly for flip top unit wire management
- Snaps into top portion of Y-leg assembly.

To Order, Specify:

- 1) Product number
(No color specification required.)

Width	Length	Number	Price
2"(51mm)	12"(305mm)	TA01-0212A	\$65.07

Y-Leg Bumper



TA01-0213
TA01-0214
Class TA1

Feature

- Includes 4 bumpers in light platinum.

Specification Tip

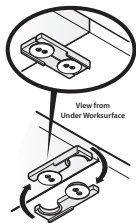
- Protects Y-leg tables when nested.

To Order, Specify:

- 1) Product number
(No color specification required.)

Description	Number	Price
For use on 36"(914mm)D top	TA01-0213	\$12.57
For use on 30"(762mm)D top	TA01-0214	12.57

Ganging Mechanism



TA01-0222
(one set)
Class TA1

Features

- Includes four (two sets) ganging mechanisms and attachment hardware.
- Standard in black.
- Ganging Mechanism required for in-line powered Planes C-Leg and Y-Leg or Jive C-Leg and T-Leg Training Tables.
- Field installed.

Specification Tips

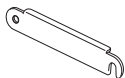
- Planes C-Leg Training Tables are drilled for ganging mechanisms.
- Designed to connect flat edges. It will not connect knife edge to knife edge or knife edge to flat edge.

To Order, Specify:

- 1) Product number.
(No finish specification required.)

Number	Price
TA01-0222A	\$169.09

Ganging Clip



TA01-0001
Class TA1

Features

- Includes set of two ganging clips and installation hardware.
- Standard in black.

Specification Tip

- Designed to connect flat or knife edges.

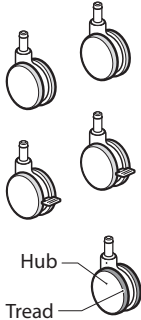
To Order, Specify:

- 1) Product number.
(No finish specification required.)

Number	Price
TA01-0001	\$67.00

Planes Collaborative Table Accessories

Casters



TA01-0216
Class TA1

Features

- Includes 4 casters; 2 locking, 2 non-locking.
- Casters are available with:
Light platinum or fog hub with graphite tread, or black hub with black tread.

Specification Tip

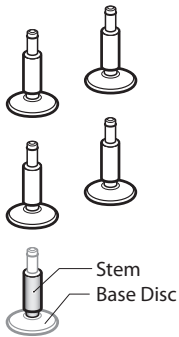
- Casters are for use with Y-leg tables, carts and easels. Not designed for interior or perimeter leg conference tables.

To Order, Specify:

- 1) Product number.
- 2) Trim color for hub.

	Number	Price
	TA01-0216	\$53.60

Glides



TA01-0215
Class TA1

Description

Painted Stem

Number

TA01-0215

Price

\$186.51

Features

- Includes 4 glides.
- Glides have 0.5" (13mm) height adjustment.
- Glides stems are either painted (specify paint trim color) or polished aluminum.
- Glide base disc is available in light platinum, fog or black (specify trim color).

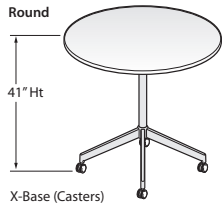
Specification Tip

- Glides are for use with Y-leg tables, carts and easels. Not designed for interior or perimeter leg conference tables.

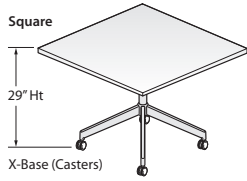
To Order, Specify:

- 1) Product number.
- 2) Stem trim color (for painted Glide).
- 3) Base Disc trim color.

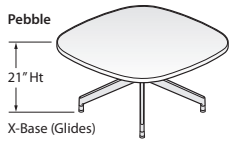
Planes Table — X Base



TARN-NXC



TARQ-NXC



TARP-NXG
Class TA1

Features

- High-Pressure Laminate (HPL) top with knife edge or 3mm edgeband edges or wood veneer top with 3mm wood edgeband or knife edge. Edgeband tops are 3mm on user edge and 1mm on remaining edges.
- Includes 1.18" (30mm) thick standard top, base and hardware.
- Fixed table height options are 21" (533mm), 29" (737mm) and 41" (1041mm).
- Caster and glides are not interchangeable.
- Casters (two locking/two non-locking) are available with: Light platinum or fog hub with graphite tread, or black hub with black tread.
- Glides are graphite and provide 0.5" (13mm) glide adjustment.
- Ships unassembled.

Specification Tips

- Base Sizes:
 -30" (762mm) and 36" (914mm) tops include 27.25" (692mm) X-Base.
 -42" (1067mm) and 48" (1219mm) tops include 33.75" (857mm) X-Base.

To Order, Specify:

1) Product number, including:

1 Surface Options:

- L** Laminate
- W** Wood

2 Edge Options:

- Laminate:
- J** Edgeband
 - F** Knife

- Wood:
- K** Edgeband
 - U** Knife

3 Base:

- C** Caster
- G** Glide (add **\$100.39** list)

2) Laminate surface color or Wood finish color.

3) Edge trim color (laminated only).

4) Base trim color (painted only).

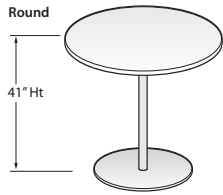
5) Caster color.

Note: \$66.79 upcharge list for Metallic and accent trim colors.

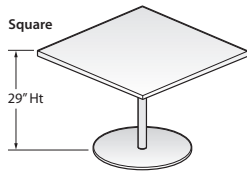
Planes Table — X Base

Height	Depth	Width	Number	①	②	③	HPL				Wood			
							A	F	B	F	A	U	B	U
							J	F	J	F	K	U	K	U
Round														
21"(533mm)	30"(762mm)	30"(762mm)	TARN-3030-	■	■	SNX 2A	\$1024.77	\$1310.45	\$1123.65	\$1409.33	\$1532.23	\$1822.59	\$1566.00	\$1879.88
	36"(914mm)	36"(914mm)	TARN-3636-	■	■	SNX 2A	1225.10	1555.42	1345.65	1675.97	1824.42	2249.11	1876.19	2336.58
	42"(1067mm)	42"(1067mm)	TARN-4242-	■	■	SNX 2A	1459.89	1834.85	1606.05	1981.01	2163.19	2751.80	2235.84	2874.81
	48"(1219mm)	48"(1219mm)	TARN-4848-	■	■	SNX 2A	1729.14	2148.74	1904.85	2324.45	2548.54	3331.44	2644.95	3495.42
29"(737mm)	30"(762mm)	30"(762mm)	TARN-3030-	■	■	SNX 4A	\$1049.86	\$1335.54	\$1148.74	\$1434.42	\$1557.32	\$1847.68	\$1591.09	\$1904.97
	36"(914mm)	36"(914mm)	TARN-3636-	■	■	SNX 4A	1250.19	1580.51	1370.74	1701.06	1849.51	2274.20	1901.28	2361.67
	42"(1067mm)	42"(1067mm)	TARN-4242-	■	■	SNX 4A	1484.98	1859.94	1631.14	2006.10	2188.28	2776.89	2260.93	2899.90
	48"(1219mm)	48"(1219mm)	TARN-4848-	■	■	SNX 4A	1754.23	2173.83	1929.94	2349.54	2573.63	3356.53	2670.04	3520.51
41"(1041mm)	30"(762mm)	30"(762mm)	TARN-3030-	■	■	SNX 7A	\$1074.97	\$1360.65	\$1173.85	\$1459.53	\$1582.43	\$1872.79	\$1616.20	\$1930.08
	36"(914mm)	36"(914mm)	TARN-3636-	■	■	SNX 7A	1275.30	1605.62	1395.85	1726.17	1874.62	2299.31	1926.39	2386.78
	42"(1067mm)	42"(1067mm)	TARN-4242-	■	■	SNX 7A	1510.09	1885.05	1656.25	2031.21	2213.39	2802.00	2286.04	2925.01
	48"(1219mm)	48"(1219mm)	TARN-4848-	■	■	SNX 7A	1779.34	2198.94	1955.05	2374.65	2598.74	3381.64	2695.15	3545.62
Square														
21"(533mm)	30"(762mm)	30"(762mm)	TARQ-3030-	■	■	SNX 2A	\$1023.57	\$1298.45	\$1122.45	\$1397.33	\$1532.23	\$1674.17	\$1566.00	\$1718.97
	36"(914mm)	36"(914mm)	TARQ-3636-	■	■	SNX 2A	1223.66	1541.02	1344.21	1661.57	1824.42	2071.01	1876.19	2143.49
	42"(1067mm)	42"(1067mm)	TARQ-4242-	■	■	SNX 2A	1458.21	1818.05	1604.37	1964.21	2163.19	2544.70	2235.84	2650.28
	48"(1219mm)	48"(1219mm)	TARQ-4848-	■	■	SNX 2A	1727.22	2129.54	1902.93	2305.25	2548.54	3093.97	2644.95	3237.97
29"(737mm)	30"(762mm)	30"(762mm)	TARQ-3030-	■	■	SNX 4A	\$1048.66	\$1323.54	\$1147.54	\$1422.42	\$1557.32	\$1699.26	\$1591.09	\$1744.06
	36"(914mm)	36"(914mm)	TARQ-3636-	■	■	SNX 4A	1248.75	1566.11	1369.30	1686.66	1849.51	2096.10	1901.28	2168.58
	42"(1067mm)	42"(1067mm)	TARQ-4242-	■	■	SNX 4A	1483.30	1843.14	1629.46	1989.30	2188.28	2569.79	2260.93	2675.37
	48"(1219mm)	48"(1219mm)	TARQ-4848-	■	■	SNX 4A	1752.31	2154.63	1928.02	2330.34	2573.63	3119.06	2670.04	3263.06
41"(1041mm)	30"(762mm)	30"(762mm)	TARQ-3030-	■	■	SNX 7A	\$1073.77	\$1348.65	\$1172.65	\$1447.53	\$1582.43	\$1724.37	\$1616.20	\$1769.17
	36"(914mm)	36"(914mm)	TARQ-3636-	■	■	SNX 7A	1273.86	1591.22	1394.41	1711.77	1874.62	2121.21	1926.39	2193.69
	42"(1067mm)	42"(1067mm)	TARQ-4242-	■	■	SNX 7A	1508.41	1868.25	1654.57	2014.41	2213.39	2594.90	2286.04	2700.48
	48"(1219mm)	48"(1219mm)	TARQ-4848-	■	■	SNX 7A	1777.42	2179.74	1953.13	2355.45	2598.74	3144.17	2695.15	3288.17
Pebble														
21"(533mm)	30"(762mm)	30"(762mm)	TARP-3030-	■	■	SNX 2A	\$1023.57	\$1298.45	\$1122.45	\$1397.33	\$1532.23	\$1674.17	\$1566.00	\$1718.97
	36"(914mm)	36"(914mm)	TARP-3636-	■	■	SNX 2A	1223.66	1541.02	1344.21	1661.57	1824.42	2071.01	1876.19	2143.49
	42"(1067mm)	42"(1067mm)	TARP-4242-	■	■	SNX 2A	1458.21	1818.05	1604.37	1964.21	2163.19	2544.70	2235.84	2650.28
	48"(1219mm)	48"(1219mm)	TARP-4848-	■	■	SNX 2A	1727.22	2129.54	1902.93	2305.25	2548.54	3093.97	2644.95	3237.97
29"(737mm)	30"(762mm)	30"(762mm)	TARP-3030-	■	■	SNX 4A	\$1048.66	\$1323.54	\$1147.54	\$1422.42	\$1557.32	\$1699.26	\$1591.09	\$1744.06
	36"(914mm)	36"(914mm)	TARP-3636-	■	■	SNX 4A	1248.75	1566.11	1369.30	1686.66	1849.51	2096.10	1901.28	2168.58
	42"(1067mm)	42"(1067mm)	TARP-4242-	■	■	SNX 4A	1483.30	1843.14	1629.46	1989.30	2188.28	2569.79	2260.93	2675.37
	48"(1219mm)	48"(1219mm)	TARP-4848-	■	■	SNX 4A	1752.31	2154.63	1928.02	2330.34	2573.63	3119.06	2670.04	3263.06
41"(1041mm)	30"(762mm)	30"(762mm)	TARP-3030-	■	■	SNX 7A	\$1073.77	\$1348.65	\$1172.65	\$1447.53	\$1582.43	\$1724.37	\$1616.20	\$1769.17
	36"(914mm)	36"(914mm)	TARP-3636-	■	■	SNX 7A	1273.86	1591.22	1394.41	1711.77	1874.62	2121.21	1926.39	2193.69
	42"(1067mm)	42"(1067mm)	TARP-4242-	■	■	SNX 7A	1508.41	1868.25	1654.57	2014.41	2213.39	2594.90	2286.04	2700.48
	48"(1219mm)	48"(1219mm)	TARP-4848-	■	■	SNX 7A	1777.42	2179.74	1953.13	2355.45	2598.74	3144.17	2695.15	3288.17

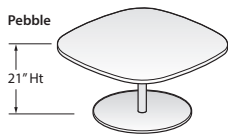
Planes Table — Disc Base



TARN-NDN
Class TA1



TARQ-NDN
Class TA1



TARP-NDN
Class TA1

Features

- High-Pressure Laminate (HPL) top with knife edge or 3mm edgeband edges or wood veneer top with 3mm wood edgeband or knife edge.
- Includes 1.18"(30mm) thick standard top, base and hardware.
- Fixed table height options are 21"(533mm), 29"(737mm) and 41"(1041mm).
- Ships unassembled.

Specification Tips

- Base Sizes:
 -30"(762mm) and 36"(914mm) tops include 21"(533mm) disc base.
 -42"(1067mm) and 48"(1219mm) tops include 27"(686mm) disc base.

To Order, Specify:

1) Product number, including:

1 Surface Options:

L Laminate

W Wood

2 Edge Options:

Laminate:

J Edgeband

F Knife

Wood:

K Edgeband

U Knife

2) Laminate surface color or Wood finish color.

3) Edge trim color (laminated only).

4) Base trim color.

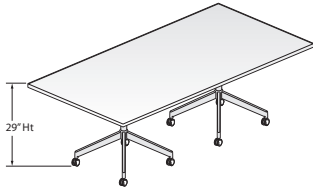
Note: \$66.79 upcharge list for Metallic and accent trim colors.

Planes Table — Disc Base

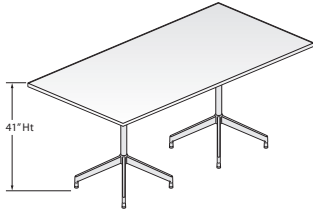
Height	Depth	Width	Number	①②	HPL				Wood			
					A	F	B	F	A	U	B	U
					J	F	J	F	K	U	K	U
Round												
21"(533mm)	30"(762mm)	30"(762mm)	TARN-3030-	■ ■ SNDN2A	\$ 1373.95	\$ 1659.63	\$ 1472.83	\$ 1758.51	\$ 1881.41	\$ 2171.77	\$ 1915.18	\$ 2229.06
	36"(914mm)	36"(914mm)	TARN-3636-	■ ■ SNDN2A	1574.28	1904.60	1694.83	2025.15	2173.60	2598.29	2225.37	2685.76
	42"(1067mm)	42"(1067mm)	TARN-4242-	■ ■ SNDN2A	1809.07	2184.03	1955.23	2330.19	2512.37	3100.98	2585.02	3223.99
	48"(1219mm)	48"(1219mm)	TARN-4848-	■ ■ SNDN2A	2078.32	2497.92	2254.03	2673.63	2897.72	3680.62	2994.13	3844.60
29"(737mm)	30"(762mm)	30"(762mm)	TARN-3030-	■ ■ SNDN4A	\$ 1399.04	\$ 1684.72	\$ 1497.92	\$ 1783.60	\$ 1906.50	\$ 2196.86	\$ 1940.27	\$ 2254.15
	36"(914mm)	36"(914mm)	TARN-3636-	■ ■ SNDN4A	1599.37	1929.69	1719.92	2050.24	2198.69	2623.38	2250.46	2710.85
	42"(1067mm)	42"(1067mm)	TARN-4242-	■ ■ SNDN4A	1834.16	2209.12	1980.32	2355.28	2537.46	3126.07	2610.11	3249.08
	48"(1219mm)	48"(1219mm)	TARN-4848-	■ ■ SNDN4A	2103.41	2523.01	2279.12	2698.72	2922.81	3705.71	3019.22	3869.69
41"(1041mm)	30"(762mm)	30"(762mm)	TARN-3030-	■ ■ SNDN7A	\$ 1424.15	\$ 1709.83	\$ 1523.03	\$ 1808.71	\$ 1931.61	\$ 2221.97	\$ 1965.38	\$ 2279.26
	36"(914mm)	36"(914mm)	TARN-3636-	■ ■ SNDN7A	1624.48	1954.80	1745.03	2075.35	2223.80	2648.49	2275.57	2735.96
	42"(1067mm)	42"(1067mm)	TARN-4242-	■ ■ SNDN7A	1859.27	2234.23	2005.43	2380.39	2562.57	3151.18	2635.22	3274.19
	48"(1219mm)	48"(1219mm)	TARN-4848-	■ ■ SNDN7A	2128.52	2548.12	2304.23	2723.83	2947.92	3730.82	3044.33	3894.80
Square												
21"(533mm)	30"(762mm)	30"(762mm)	TARQ-3030-	■ ■ SNDN2A	\$ 1371.29	\$ 1646.17	\$ 1470.17	\$ 1745.05	\$ 1879.95	\$ 2021.89	\$ 1913.72	\$ 2066.69
	36"(914mm)	36"(914mm)	TARQ-3636-	■ ■ SNDN2A	1571.38	1888.74	1691.93	2009.29	2172.14	2418.73	2223.91	2491.21
	42"(1067mm)	42"(1067mm)	TARQ-4242-	■ ■ SNDN2A	1805.93	2165.77	1952.09	2311.93	2510.91	2892.42	2583.56	2998.00
	48"(1219mm)	48"(1219mm)	TARQ-4848-	■ ■ SNDN2A	2074.94	2477.26	2250.65	2652.97	2896.26	3441.69	2992.67	3585.69
29"(737mm)	30"(762mm)	30"(762mm)	TARQ-3030-	■ ■ SNDN4A	\$ 1396.38	\$ 1671.26	\$ 1495.26	\$ 1770.14	\$ 1905.04	\$ 2046.98	\$ 1938.81	\$ 2091.78
	36"(914mm)	36"(914mm)	TARQ-3636-	■ ■ SNDN4A	1596.47	1913.83	1717.02	2034.38	2197.23	2443.82	2249.00	2516.30
	42"(1067mm)	42"(1067mm)	TARQ-4242-	■ ■ SNDN4A	1831.02	2190.86	1977.18	2337.02	2536.00	2917.51	2608.65	3023.09
	48"(1219mm)	48"(1219mm)	TARQ-4848-	■ ■ SNDN4A	2100.03	2502.35	2275.74	2678.06	2921.35	3466.78	3017.76	3610.78
41"(1041mm)	30"(762mm)	30"(762mm)	TARQ-3030-	■ ■ SNDN7A	\$ 1421.49	\$ 1696.37	\$ 1520.37	\$ 1795.25	\$ 1930.15	\$ 2072.09	\$ 1963.92	\$ 2116.89
	36"(914mm)	36"(914mm)	TARQ-3636-	■ ■ SNDN7A	1621.58	1938.94	1742.13	2059.49	2222.34	2468.93	2274.11	2541.41
	42"(1067mm)	42"(1067mm)	TARQ-4242-	■ ■ SNDN7A	1856.13	2215.97	2002.29	2362.13	2561.11	2942.62	2633.76	3048.20
	48"(1219mm)	48"(1219mm)	TARQ-4848-	■ ■ SNDN7A	2125.14	2527.46	2300.85	2703.17	2946.46	3491.89	3042.87	3635.89
Pebble												
21"(533mm)	30"(762mm)	30"(762mm)	TARP-3030-	■ ■ SNDN2A	\$ 1372.75	\$ 1647.63	\$ 1471.63	\$ 1746.51	\$ 1881.41	\$ 2023.35	\$ 1915.18	\$ 2068.15
	36"(914mm)	36"(914mm)	TARP-3636-	■ ■ SNDN2A	1572.84	1890.20	1693.39	2010.75	2173.60	2420.19	2225.37	2492.67
	42"(1067mm)	42"(1067mm)	TARP-4242-	■ ■ SNDN2A	1807.39	2167.23	1953.55	2313.39	2512.37	2893.88	2585.02	2999.46
	48"(1219mm)	48"(1219mm)	TARP-4848-	■ ■ SNDN2A	2076.40	2478.72	2252.11	2654.43	2897.72	3443.15	2994.13	3587.15
29"(737mm)	30"(762mm)	30"(762mm)	TARP-3030-	■ ■ SNDN4A	\$ 1397.84	\$ 1672.72	\$ 1496.72	\$ 1771.60	\$ 1906.50	\$ 2048.44	\$ 1940.27	\$ 2093.24
	36"(914mm)	36"(914mm)	TARP-3636-	■ ■ SNDN4A	1597.93	1915.29	1718.48	2035.84	2198.69	2445.28	2250.46	2517.76
	42"(1067mm)	42"(1067mm)	TARP-4242-	■ ■ SNDN4A	1832.48	2192.32	1978.64	2338.48	2537.46	2918.97	2610.11	3024.55
	48"(1219mm)	48"(1219mm)	TARP-4848-	■ ■ SNDN4A	2101.49	2503.81	2277.20	2679.52	2922.81	3468.24	3019.22	3612.24
41"(1041mm)	30"(762mm)	30"(762mm)	TARP-3030-	■ ■ SNDN7A	\$ 1422.95	\$ 1697.83	\$ 1521.83	\$ 1796.71	\$ 1931.61	\$ 2073.55	\$ 1965.38	\$ 2118.35
	36"(914mm)	36"(914mm)	TARP-3636-	■ ■ SNDN7A	1623.04	1940.40	1743.59	2060.95	2223.80	2470.39	2275.57	2542.87
	42"(1067mm)	42"(1067mm)	TARP-4242-	■ ■ SNDN7A	1857.59	2217.43	2003.75	2363.59	2562.57	2944.08	2635.22	3049.66
	48"(1219mm)	48"(1219mm)	TARP-4848-	■ ■ SNDN7A	2126.60	2528.92	2302.31	2704.63	2947.92	3493.35	3044.33	3637.35

Planes Table — Dual X Base

Rectangle



TARA-XC



TARA-XG
Class TA1

Features

- High-Pressure Laminate (HPL) top with knife edge or 3mm edgeband edges or wood veneer top with 3mm wood edgeband or knife edge. Edgeband tops are 3mm on user edge and 1mm on remaining edges.
- Includes 1.18" (30mm) thick standard top, bases and hardware.
- Fixed table height options are 29" (737mm) and 41" (1041mm).
- Casters (two locking/two non-locking) are available with: Light platinum or fog hub with graphite tread, or black hub with black tread.
- Glides available in graphite only and provide 0.5" (13mm) adjustment.
- Casters and glides are not interchangeable.
- Power modules are available for field installation; separately specified. Refer to Specification Guide.
- Ships unassembled.

Specification Tips

- Cutouts are designed for single sided flip top units.
- The following Planes products are separately specified:
 - Power modules
 - Grommet (field cut opening)
 - Wire Management

To Order, Specify:

1) Product number, including:

1 Surface Options:

- L** Laminate
- W** Wood

2 Edge Options:

Laminate:

- J** Edgeband
- F** Knife

Wood:

- K** Edgeband
- U** Knife

3 Cutout:

- N** No Cutout
- F** Center, Single-Sided/
4 outlets (add **\$48.58** list)
- J** Center, Single-Sided/
6 outlets (add **\$48.58** list)

4 Base:

- C** Caster
- G** Glide (add **\$200.78** list)

2) Laminate surface color or wood finish color.

3) Edge trim color (laminate only).

4) Base trim color.

5) Caster color.

Note: \$66.79 upcharge list for Metallic and accent trim colors.

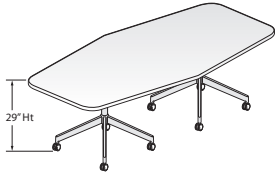
Planes Table — Dual X Base

Rectangle

Height	Depth	Width	Number	① ② ③ ④	HPL				Wood				
					A	B	J	F	A	B	K	U	
					J	F	J	F	K	U	K	U	
29"(737mm)	30"(762mm)	60"(1524mm)	TARA-3060-	S X 4A	\$1980.43	\$2366.91	\$2083.80	\$2470.28	\$2526.14	\$2991.82	\$2565.85	\$3045.93	
		66"(1676mm)	TARA-3066-	S X 4A	2074.63	2482.71	2188.15	2596.23	2681.83	3174.39	2729.35	3237.27	
		72"(1829mm)	TARA-3072-	S X 4A	2168.83	2598.51	2292.50	2722.18	2837.52	3356.96	2892.85	3428.61	
		78"(1981mm)	TARA-3078-	S X 4A	2263.03	2714.31	2396.85	2848.13	2993.21	3539.53	3056.35	3619.95	
		84"(2134mm)	TARA-3084-	S X 4A	2357.23	2830.11	2501.20	2974.08	3148.90	3722.10	3219.85	3811.29	
		90"(2286mm)	TARA-3090-	S X 4A	2451.43	2945.91	2605.55	3100.03	3304.59	3904.67	3383.35	4002.63	
		96"(2438mm)	TARA-3096-	S X 4A	2545.63	3061.71	2709.90	3225.98	3460.28	4087.24	3546.85	4193.97	
		36"(914mm)	60"(1524mm)	TARA-3660-	S X 4A	\$2164.63	\$2572.71	\$2288.30	\$2696.38	\$2823.48	\$3316.04	\$2877.85	\$3385.77
		66"(1676mm)	TARA-3666-	S X 4A	2276.83	2706.51	2412.68	2842.36	3007.50	3526.94	3071.05	3606.81	
		72"(1829mm)	TARA-3672-	S X 4A	2389.03	2840.31	2537.06	2988.34	3191.52	3737.84	3264.25	3827.85	
78"(1981mm)	TARA-3678-	S X 4A	2501.23	2974.11	2661.44	3134.32	3375.54	3948.74	3457.45	4048.89			
84"(2134mm)	TARA-3684-	S X 4A	2613.43	3107.91	2785.82	3280.30	3559.56	4159.64	3650.65	4269.93			
90"(2286mm)	TARA-3690-	S X 4A	2725.63	3241.71	2910.20	3426.28	3743.58	4370.54	3843.85	4490.97			
96"(2438mm)	TARA-3696-	S X 4A	2837.83	3375.51	3034.58	3572.26	3927.60	4581.44	4037.05	4712.01			
42"(1067mm)	60"(1524mm)	TARA-4260-	S X 4A	\$2348.83	\$2778.51	\$2492.80	\$2922.48	\$3120.82	\$3640.26	\$3189.85	\$3725.61		
		66"(1676mm)	TARA-4266-	S X 4A	2479.03	2930.31	2637.21	3088.49	3333.17	3879.49	3412.75	3976.35	
		72"(1829mm)	TARA-4272-	S X 4A	2609.23	3082.11	2781.62	3254.50	3545.52	4118.72	3635.65	4227.09	
		78"(1981mm)	TARA-4278-	S X 4A	2739.43	3233.91	2926.03	3420.51	3757.87	4357.95	3858.55	4477.83	
		84"(2134mm)	TARA-4284-	S X 4A	2869.63	3385.71	3070.44	3586.52	3970.22	4597.18	4081.45	4728.57	
		90"(2286mm)	TARA-4290-	S X 4A	2999.83	3537.51	3214.85	3752.53	4182.57	4836.41	4304.35	4979.31	
		96"(2438mm)	TARA-4296-	S X 4A	3130.03	3689.31	3359.26	3918.54	4394.92	5075.64	4527.25	5230.05	
		48"(1219mm)	60"(1524mm)	TARA-4860-	S X 4A	\$2533.03	\$2984.31	\$2697.30	\$3148.58	\$3418.16	\$3964.48	\$3501.85	\$4065.45
		66"(1676mm)	TARA-4866-	S X 4A	2681.23	3154.11	2861.74	3334.62	3658.84	4232.04	3754.45	4345.89	
		72"(1829mm)	TARA-4872-	S X 4A	2829.43	3323.91	3026.18	3520.66	3899.52	4499.60	4007.05	4626.33	
78"(1981mm)	TARA-4878-	S X 4A	2977.63	3493.71	3190.62	3706.70	4140.20	4767.16	4259.65	4906.77			
84"(2134mm)	TARA-4884-	S X 4A	3125.83	3663.51	3355.06	3892.74	4380.88	5034.72	4512.25	5187.21			
90"(2286mm)	TARA-4890-	S X 4A	3274.03	3833.31	3519.50	4078.78	4621.56	5302.28	4764.85	5467.65			
96"(2438mm)	TARA-4896-	S X 4A	3422.23	4003.11	3683.94	4264.82	4862.24	5569.84	5017.45	5748.09			
41"(1041mm)	30"(762mm)	60"(1524mm)	TARA-3060-	S X 7A	\$2080.82	\$2467.30	\$2184.19	\$2570.67	\$2626.53	\$3092.21	\$2666.24	\$3146.32	
		66"(1676mm)	TARA-3066-	S X 7A	2175.02	2583.10	2288.54	2696.62	2782.22	3274.78	2829.74	3337.66	
		72"(1829mm)	TARA-3072-	S X 7A	2269.22	2698.90	2392.89	2822.57	2937.91	3457.35	2993.24	3529.00	
		78"(1981mm)	TARA-3078-	S X 7A	2363.42	2814.70	2497.24	2948.52	3093.60	3639.92	3156.74	3720.34	
		84"(2134mm)	TARA-3084-	S X 7A	2457.62	2930.50	2601.59	3074.47	3249.29	3822.49	3320.24	3911.68	
		90"(2286mm)	TARA-3090-	S X 7A	2551.82	3046.30	2705.94	3200.42	3404.98	4005.06	3483.74	4103.02	
		96"(2438mm)	TARA-3096-	S X 7A	2646.02	3162.10	2810.29	3326.37	3560.67	4187.63	3647.24	4294.36	
		36"(914mm)	60"(1524mm)	TARA-3660-	S X 7A	\$2265.02	\$2673.10	\$2388.69	\$2796.77	\$2923.87	\$3416.43	\$2978.24	\$3486.16
		66"(1676mm)	TARA-3666-	S X 7A	2377.22	2806.90	2513.07	2942.75	3107.89	3627.33	3171.44	3707.20	
		72"(1829mm)	TARA-3672-	S X 7A	2489.42	2940.70	2637.45	3088.73	3291.91	3838.23	3364.64	3928.24	
78"(1981mm)	TARA-3678-	S X 7A	2601.62	3074.50	2761.83	3234.71	3475.93	4049.13	3557.84	4149.28			
84"(2134mm)	TARA-3684-	S X 7A	2713.82	3208.30	2886.21	3380.69	3659.95	4260.03	3751.04	4370.32			
90"(2286mm)	TARA-3690-	S X 7A	2826.02	3342.10	3010.59	3526.67	3843.97	4470.93	3944.24	4591.36			
96"(2438mm)	TARA-3696-	S X 7A	2938.22	3475.90	3134.97	3672.65	4027.99	4681.83	4137.44	4812.40			
42"(1067mm)	60"(1524mm)	TARA-4260-	S X 7A	\$2449.22	\$2878.90	\$2593.19	\$3022.87	\$3221.21	\$3740.65	\$3290.24	\$3826.00		
		66"(1676mm)	TARA-4266-	S X 7A	2579.42	3030.70	2737.60	3188.88	3433.56	3979.88	3513.14	4076.74	
		72"(1829mm)	TARA-4272-	S X 7A	2709.62	3182.50	2882.01	3354.89	3645.91	4219.11	3736.04	4327.48	
		78"(1981mm)	TARA-4278-	S X 7A	2839.82	3334.30	3026.42	3520.90	3858.26	4458.34	3958.94	4578.22	
		84"(2134mm)	TARA-4284-	S X 7A	2970.02	3486.10	3170.83	3686.91	4070.61	4697.57	4181.84	4828.96	
		90"(2286mm)	TARA-4290-	S X 7A	3100.22	3637.90	3315.24	3852.92	4282.96	4936.80	4404.74	5079.70	
		96"(2438mm)	TARA-4296-	S X 7A	3230.42	3789.70	3459.65	4018.93	4495.31	5176.03	4627.64	5330.44	
		48"(1219mm)	60"(1524mm)	TARA-4860-	S X 7A	\$2633.42	\$3084.70	\$2797.69	\$3248.97	\$3518.55	\$4064.87	\$3602.24	\$4165.84
		66"(1676mm)	TARA-4866-	S X 7A	2781.62	3254.50	2962.13	3435.01	3759.23	4332.43	3854.84	4446.28	
		72"(1829mm)	TARA-4872-	S X 7A	2929.82	3424.30	3126.57	3621.05	3999.91	4599.99	4107.44	4726.72	
78"(1981mm)	TARA-4878-	S X 7A	3078.02	3594.10	3291.01	3807.09	4240.59	4867.55	4360.04	5007.16			
84"(2134mm)	TARA-4884-	S X 7A	3226.22	3763.90	3455.45	3993.13	4481.27	5135.11	4612.64	5287.60			
90"(2286mm)	TARA-4890-	S X 7A	3374.42	3933.70	3619.89	4179.17	4721.95	5402.67	4865.24	5568.04			
96"(2438mm)	TARA-4896-	S X 7A	3522.62	4103.50	3784.33	4365.21	4962.63	5670.23	5117.84	5848.48			

Planes Table — Dual X Base

Hexagon



TARX-XC



TARX-XG
Class TA1

Features

- High-Pressure Laminate (HPL) top with knife edge or 3mm edgeband edges or wood veneer top with 3mm wood edgeband or knife edge. Edgeband tops are 3mm on user edge and 1mm on remaining edges.
- Includes 1.18" (30mm) thick standard top, bases and hardware.
- Fixed table height options are 29" (737mm) and 41" (1041mm).
- Casters (two locking/two non-locking) are available with: Light platinum or fog hub with graphite tread, or black hub with black tread.
- Glides available in graphite only and provide 0.5" (13mm) adjustment.
- Casters and glides are not interchangeable.
- Power modules are available for field installation; separately specified. Refer to Specification Guide.
- Ships unassembled.

Specification Tips

- Cutouts are designed for single sided flip top units.
- The following Planes products are separately specified:
 - Power modules
 - Grommet (field cut opening)
 - Wire Management

To Order, Specify:

1) Product number, including:

1 Surface Options:

- L** Laminate
- W** Wood

2 Edge Options:

Laminate:

- J** Edgeband
- F** Knife

Wood:

- K** Edgeband
- U** Knife

3 Cutout:

- N** No Cutout
- F** Center, Single-Sided/
4 outlets (add **\$48.58** list)
- J** Center, Single-Sided/
6 outlets (add **\$48.58** list)

4 Base:

- C** Caster
- G** Glide (add **\$200.78** list)

2) Laminate surface color or wood finish color.

3) Edge trim color (laminate only).

4) Base trim color.

5) Caster color.

Note: \$66.79 upcharge list for Metallic and accent trim colors.

Planes Table — Dual X Base

Hexagon

Height	Depth	Width	Number	① ② ③ ④	HPL				Wood					
					A	B	F	J	A	B	U	U		
					J	F	J	F	K	U	K	U		
29"(737mm)	30"(762mm)	60"(1524mm)	TARX-3060-	S X 4A	\$2039.09	\$2436.37	\$2142.46	\$2539.74	\$2566.80	\$3032.48	\$2606.51	\$3086.59		
		66"(1676mm)	TARX-3066-	S X 4A	2134.49	2554.09	2248.01	2667.61	2722.49	3215.05	2770.01	3277.93		
		72"(1829mm)	TARX-3072-	S X 4A	2229.89	2671.81	2353.56	2795.48	2878.18	3397.62	2933.51	3469.27		
		78"(1981mm)	TARX-3078-	S X 4A	2325.29	2789.53	2459.11	2923.35	3033.87	3580.19	3097.01	3660.61		
		84"(2134mm)	TARX-3084-	S X 4A	2420.69	2907.25	2564.66	3051.22	3189.56	3762.76	3260.51	3851.95		
		90"(2286mm)	TARX-3090-	S X 4A	2516.09	3024.97	2670.21	3179.09	3345.25	3945.33	3424.01	4043.29		
		96"(2438mm)	TARX-3096-	S X 4A	2611.49	3142.69	2775.76	3306.96	3500.94	4127.90	3587.51	4234.63		
		36"(914mm)	60"(1524mm)	60"(1524mm)	TARX-3660-	S X 4A	\$2224.49	\$2644.09	\$2348.16	\$2767.76	\$2864.14	\$3356.70	\$2918.51	\$3426.43
				66"(1676mm)	TARX-3666-	S X 4A	2337.89	2779.81	2473.74	2915.66	3048.16	3567.60	3111.71	3647.47
				72"(1829mm)	TARX-3672-	S X 4A	2451.29	2915.53	2599.32	3063.56	3232.18	3778.50	3304.91	3868.51
78"(1981mm)	TARX-3678-			S X 4A	2564.69	3051.25	2724.90	3211.46	3416.20	3989.40	3498.11	4089.55		
84"(2134mm)	TARX-3684-			S X 4A	2678.09	3186.97	2850.48	3359.36	3600.22	4200.30	3691.31	4310.59		
90"(2286mm)	TARX-3690-			S X 4A	2791.49	3322.69	2976.06	3507.26	3784.24	4411.20	3884.51	4531.63		
96"(2438mm)	TARX-3696-			S X 4A	2904.89	3458.41	3101.64	3655.16	3968.26	4622.10	4077.71	4752.67		
42"(1067mm)	60"(1524mm)			60"(1524mm)	TARX-4260-	S X 4A	\$2409.89	\$2851.81	\$2553.86	\$2995.78	\$3161.48	\$3680.92	\$3230.51	\$3766.27
				66"(1676mm)	TARX-4266-	S X 4A	2541.29	3005.53	2699.47	3163.71	3373.83	3920.15	3453.41	4017.01
				72"(1829mm)	TARX-4272-	S X 4A	2672.69	3159.25	2845.08	3331.64	3586.18	4159.38	3676.31	4267.75
		78"(1981mm)	TARX-4278-	S X 4A	2804.09	3312.97	2990.69	3499.57	3798.53	4398.61	3899.21	4518.49		
		84"(2134mm)	TARX-4284-	S X 4A	2935.49	3466.69	3136.30	3667.50	4010.88	4637.84	4122.11	4769.23		
		90"(2286mm)	TARX-4290-	S X 4A	3066.89	3620.41	3281.91	3835.43	4223.23	4877.07	4345.01	5019.97		
		96"(2438mm)	TARX-4296-	S X 4A	3198.29	3774.13	3427.52	4003.36	4435.58	5116.30	4567.91	5270.71		
		48"(1219mm)	60"(1524mm)	60"(1524mm)	TARX-4860-	S X 4A	\$2595.29	\$3059.53	\$2759.56	\$3223.80	\$3458.82	\$4005.14	\$3542.51	\$4106.11
				66"(1676mm)	TARX-4866-	S X 4A	2744.69	3231.25	2925.20	3411.76	3699.50	4272.70	3795.11	4386.55
				72"(1829mm)	TARX-4872-	S X 4A	2894.09	3402.97	3090.84	3599.72	3940.18	4540.26	4047.71	4666.99
78"(1981mm)	TARX-4878-			S X 4A	3043.49	3574.69	3256.48	3787.68	4180.86	4807.82	4300.31	4947.43		
84"(2134mm)	TARX-4884-			S X 4A	3192.89	3746.41	3422.12	3975.64	4421.54	5075.38	4552.91	5227.87		
90"(2286mm)	TARX-4890-			S X 4A	3342.29	3918.13	3587.76	4163.60	4662.22	5342.94	4805.51	5508.31		
96"(2438mm)	TARX-4896-			S X 4A	3491.69	4089.85	3753.40	4351.56	4902.90	5610.50	5058.11	5788.75		
41"(1041mm)	30"(762mm)			60"(1524mm)	TARX-3060-	S X 7A	\$2139.48	\$2536.76	\$2242.85	\$2640.13	\$2667.19	\$3132.87	\$2706.90	\$3186.98
				66"(1676mm)	TARX-3066-	S X 7A	2234.88	2654.48	2348.40	2768.00	2822.88	3315.44	2870.40	3378.32
				72"(1829mm)	TARX-3072-	S X 7A	2330.28	2772.20	2453.95	2895.87	2978.57	3498.01	3033.90	3569.66
		78"(1981mm)	TARX-3078-	S X 7A	2425.68	2889.92	2559.50	3023.74	3134.26	3680.58	3197.40	3761.00		
		84"(2134mm)	TARX-3084-	S X 7A	2521.08	3007.64	2665.05	3151.61	3289.95	3863.15	3360.90	3952.34		
		90"(2286mm)	TARX-3090-	S X 7A	2616.48	3125.36	2770.60	3279.48	3445.64	4045.72	3524.40	4143.68		
		96"(2438mm)	TARX-3096-	S X 7A	2711.88	3243.08	2876.15	3407.35	3601.33	4228.29	3687.90	4335.02		
		36"(914mm)	60"(1524mm)	60"(1524mm)	TARX-3660-	S X 7A	\$2324.88	\$2744.48	\$2448.55	\$2868.15	\$2964.53	\$3457.09	\$3018.90	\$3526.82
				66"(1676mm)	TARX-3666-	S X 7A	2438.28	2880.20	2574.13	3016.05	3148.55	3667.99	3212.10	3747.86
				72"(1829mm)	TARX-3672-	S X 7A	2551.68	3015.92	2699.71	3163.95	3332.57	3878.89	3405.30	3968.90
78"(1981mm)	TARX-3678-			S X 7A	2665.08	3151.64	2825.29	3311.85	3516.59	4089.79	3598.50	4189.94		
84"(2134mm)	TARX-3684-			S X 7A	2778.48	3287.36	2950.87	3459.75	3700.61	4300.69	3791.70	4410.98		
90"(2286mm)	TARX-3690-			S X 7A	2891.88	3423.08	3076.45	3607.65	3884.63	4511.59	3984.90	4632.02		
96"(2438mm)	TARX-3696-			S X 7A	3005.28	3558.80	3202.03	3755.55	4068.65	4722.49	4178.10	4853.06		
42"(1067mm)	60"(1524mm)			60"(1524mm)	TARX-4260-	S X 7A	\$2510.28	\$2952.20	\$2654.25	\$3096.17	\$3261.87	\$3781.31	\$3330.90	\$3866.66
				66"(1676mm)	TARX-4266-	S X 7A	2641.68	3105.92	2799.86	3264.10	3474.22	4020.54	3553.80	4117.40
				72"(1829mm)	TARX-4272-	S X 7A	2773.08	3259.64	2945.47	3432.03	3686.57	4259.77	3776.70	4368.14
		78"(1981mm)	TARX-4278-	S X 7A	2904.48	3413.36	3091.08	3599.96	3898.92	4499.00	3999.60	4618.88		
		84"(2134mm)	TARX-4284-	S X 7A	3035.88	3567.08	3236.69	3767.89	4111.27	4738.23	4222.50	4869.62		
		90"(2286mm)	TARX-4290-	S X 7A	3167.28	3720.80	3382.30	3935.82	4323.62	4977.46	4445.40	5120.36		
		96"(2438mm)	TARX-4296-	S X 7A	3298.68	3874.52	3527.91	4103.75	4535.97	5216.69	4668.30	5371.10		
		48"(1219mm)	60"(1524mm)	60"(1524mm)	TARX-4860-	S X 7A	\$2695.68	\$3159.92	\$2859.95	\$3324.19	\$3559.21	\$4105.53	\$3642.90	\$4206.50
				66"(1676mm)	TARX-4866-	S X 7A	2845.08	3331.64	3025.59	3512.15	3799.89	4373.09	3895.50	4486.94
				72"(1829mm)	TARX-4872-	S X 7A	2994.48	3503.36	3191.23	3700.11	4040.57	4640.65	4148.10	4767.38
78"(1981mm)	TARX-4878-			S X 7A	3143.88	3675.08	3356.87	3888.07	4281.25	4908.21	4400.70	5047.82		
84"(2134mm)	TARX-4884-			S X 7A	3293.28	3846.80	3522.51	4076.03	4521.93	5175.77	4653.30	5328.26		
90"(2286mm)	TARX-4890-			S X 7A	3442.68	4018.52	3688.15	4263.99	4762.61	5443.33	4905.90	5608.70		
96"(2438mm)	TARX-4896-			S X 7A	3592.08	4190.24	3853.79	4451.95	5003.29	5710.89	5158.50	5889.14		

Planes Table — Dual X Base

Pebble



TARP-XC



TARP-XG
Class TA1

Features

- High-Pressure Laminate (HPL) top with knife edge or 3mm edgeband edges or wood veneer top with 3mm wood edgeband or knife edge. Edgeband tops are 3mm on user edge and 1mm on remaining edges.
- Includes 1.18" (30mm) thick standard top, bases and hardware.
- Fixed table height options are 29" (737mm) and 41" (1041mm).
- Casters (two locking/two non-locking) are available with: Light platinum or fog hub with graphite tread, or black hub with black tread.
- Glides available in graphite only and provide 0.5" (13mm) adjustment.
- Casters and glides are not interchangeable.
- Power modules are available for field installation; separately specified. Refer to Specification Guide.
- Ships unassembled.

Specification Tips

- Cutouts are designed for single sided flip top units.
- The following Planes products are separately specified:
 - Power modules
 - Grommet (field cut opening)
 - Wire Management

To Order, Specify:

1) Product number, including:

1 Surface Options:

- L** Laminate
- W** Wood

2 Edge Options:

Laminate:

- J** Edgeband
- F** Knife

Wood:

- K** Edgeband
- U** Knife

3 Cutout:

- N** No Cutout
- F** Center, Single-Sided/
4 outlets (add **\$48.58** list)
- J** Center, Single-Sided/
6 outlets (add **\$48.58** list)

4 Base:

- C** Caster
- G** Glide (add **\$200.78** list)

2) Laminate surface color or wood finish color.

3) Edge trim color (laminate only).

4) Base trim color.

5) Caster color.

Note: \$66.79 upcharge list for Metallic and accent trim colors.

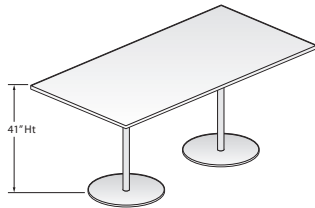
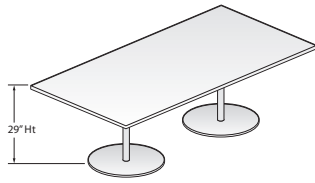
Planes Table — Dual X Base

Pebble

Height	Depth	Width	Number	① ② ③ ④	HPL				Wood				
					A	B	A	B	A	U	B	U	
					J	F	J	F	K	U	K	U	
29"(737mm)	30"(762mm)	60"(1524mm)	TARP-3060-	S X 4A	\$2039.09	\$2373.89	\$2142.46	\$2477.26	\$2566.80	\$2970.00	\$2606.51	\$3024.11	
		66"(1676mm)	TARP-3066-	S X 4A	2134.49	2491.61	2248.01	2605.13	2722.49	3152.57	2770.01	3215.45	
		72"(1829mm)	TARP-3072-	S X 4A	2229.89	2609.33	2353.56	2733.00	2878.18	3335.14	2933.51	3406.79	
		78"(1981mm)	TARP-3078-	S X 4A	2325.29	2727.05	2459.11	2860.87	3033.87	3517.71	3097.01	3598.13	
		84"(2134mm)	TARP-3084-	S X 4A	2420.69	2844.77	2564.66	2988.74	3189.56	3700.28	3260.51	3789.47	
		90"(2286mm)	TARP-3090-	S X 4A	2516.09	2962.49	2670.21	3116.61	3345.25	3882.85	3424.01	3980.81	
		96"(2438mm)	TARP-3096-	S X 4A	2611.49	3080.21	2775.76	3244.48	3500.94	4065.42	3587.51	4172.15	
		36"(914mm)	60"(1524mm)	TARP-3660-	S X 4A	\$2224.49	\$2581.61	\$2348.16	\$2705.28	\$2864.14	\$3294.22	\$2918.51	\$3363.95
		66"(1676mm)	TARP-3666-	S X 4A	2337.89	2717.33	2473.74	2853.18	3048.16	3505.12	3111.71	3584.99	
		72"(1829mm)	TARP-3672-	S X 4A	2451.29	2853.05	2599.32	3001.08	3232.18	3716.02	3304.91	3806.03	
78"(1981mm)	TARP-3678-	S X 4A	2564.69	2988.77	2724.90	3148.98	3416.20	3926.92	3498.11	4027.07			
84"(2134mm)	TARP-3684-	S X 4A	2678.09	3124.49	2850.48	3296.88	3600.22	4137.82	3691.31	4248.11			
90"(2286mm)	TARP-3690-	S X 4A	2791.49	3260.21	2976.06	3444.78	3784.24	4348.72	3884.51	4469.15			
96"(2438mm)	TARP-3696-	S X 4A	2904.89	3395.93	3101.64	3592.68	3968.26	4559.62	4077.71	4690.19			
42"(1067mm)	60"(1524mm)	TARP-4260-	S X 4A	\$2409.89	\$2789.33	\$2553.86	\$2933.30	\$3161.48	\$3618.44	\$3230.51	\$3703.79		
		66"(1676mm)	TARP-4266-	S X 4A	2541.29	2943.05	2699.47	3101.23	3373.83	3857.67	3453.41	3954.53	
		72"(1829mm)	TARP-4272-	S X 4A	2672.69	3096.77	2845.08	3269.16	3586.18	4096.90	3676.31	4205.27	
		78"(1981mm)	TARP-4278-	S X 4A	2804.09	3250.49	2990.69	3437.09	3798.53	4336.13	3899.21	4456.01	
		84"(2134mm)	TARP-4284-	S X 4A	2935.49	3404.21	3136.30	3605.02	4010.88	4575.36	4122.11	4706.75	
		90"(2286mm)	TARP-4290-	S X 4A	3066.89	3557.93	3281.91	3772.95	4223.23	4814.59	4345.01	4957.49	
		96"(2438mm)	TARP-4296-	S X 4A	3198.29	3711.65	3427.52	3940.88	4435.58	5053.82	4567.91	5208.23	
		48"(1219mm)	60"(1524mm)	TARP-4860-	S X 4A	\$2595.29	\$2997.05	\$2759.56	\$3161.32	\$3458.82	\$3942.66	\$3542.51	\$4043.63
		66"(1676mm)	TARP-4866-	S X 4A	2744.69	3168.77	2925.20	3349.28	3699.50	4210.22	3795.11	4324.07	
		72"(1829mm)	TARP-4872-	S X 4A	2894.09	3340.49	3090.84	3537.24	3940.18	4477.78	4047.71	4604.51	
78"(1981mm)	TARP-4878-	S X 4A	3043.49	3512.21	3256.48	3725.20	4180.86	4745.34	4300.31	4884.95			
84"(2134mm)	TARP-4884-	S X 4A	3192.89	3683.93	3422.12	3913.16	4421.54	5012.90	4552.91	5165.39			
90"(2286mm)	TARP-4890-	S X 4A	3342.29	3855.65	3587.76	4101.12	4662.22	5280.46	4805.51	5445.83			
96"(2438mm)	TARP-4896-	S X 4A	3491.69	4027.37	3753.40	4289.08	4902.90	5548.02	5058.11	5726.27			
41"(1041mm)	30"(762mm)	60"(1524mm)	TARP-3060-	S X 7A	\$2139.48	\$2474.28	\$2242.85	\$2577.65	\$2667.19	\$3070.39	\$2706.90	\$3124.50	
		66"(1676mm)	TARP-3066-	S X 7A	2234.88	2592.00	2348.40	2705.52	2822.88	3252.96	2870.40	3315.84	
		72"(1829mm)	TARP-3072-	S X 7A	2330.28	2709.72	2453.95	2833.39	2978.57	3435.53	3033.90	3507.18	
		78"(1981mm)	TARP-3078-	S X 7A	2425.68	2827.44	2559.50	2961.26	3134.26	3618.10	3197.40	3698.52	
		84"(2134mm)	TARP-3084-	S X 7A	2521.08	2945.16	2665.05	3089.13	3289.95	3800.67	3360.90	3889.86	
		90"(2286mm)	TARP-3090-	S X 7A	2616.48	3062.88	2770.60	3217.00	3445.64	3983.24	3524.40	4081.20	
		96"(2438mm)	TARP-3096-	S X 7A	2711.88	3180.60	2876.15	3344.87	3601.33	4165.81	3687.90	4272.54	
		36"(914mm)	60"(1524mm)	TARP-3660-	S X 7A	\$2324.88	\$2682.00	\$2448.55	\$2805.67	\$2964.53	\$3394.61	\$3018.90	\$3464.34
		66"(1676mm)	TARP-3666-	S X 7A	2438.28	2817.72	2574.13	2953.57	3148.55	3605.51	3212.10	3685.38	
		72"(1829mm)	TARP-3672-	S X 7A	2551.68	2953.44	2699.71	3101.47	3332.57	3816.41	3405.30	3906.42	
78"(1981mm)	TARP-3678-	S X 7A	2665.08	3089.16	2825.29	3249.37	3516.59	4027.31	3598.50	4127.46			
84"(2134mm)	TARP-3684-	S X 7A	2778.48	3224.88	2950.87	3397.27	3700.61	4238.21	3791.70	4348.50			
90"(2286mm)	TARP-3690-	S X 7A	2891.88	3360.60	3076.45	3545.17	3884.63	4449.11	3984.90	4569.54			
96"(2438mm)	TARP-3696-	S X 7A	3005.28	3496.32	3202.03	3693.07	4068.65	4660.01	4178.10	4790.58			
42"(1067mm)	60"(1524mm)	TARP-4260-	S X 7A	\$2510.28	\$2889.72	\$2654.25	\$3033.69	\$3261.87	\$3718.83	\$3330.90	\$3804.18		
		66"(1676mm)	TARP-4266-	S X 7A	2641.68	3043.44	2799.86	3201.62	3474.22	3958.06	3553.80	4054.92	
		72"(1829mm)	TARP-4272-	S X 7A	2773.08	3197.16	2945.47	3369.55	3686.57	4197.29	3776.70	4305.66	
		78"(1981mm)	TARP-4278-	S X 7A	2904.48	3350.88	3091.08	3537.48	3898.92	4436.52	3999.60	4556.40	
		84"(2134mm)	TARP-4284-	S X 7A	3035.88	3504.60	3236.69	3705.41	4111.27	4675.75	4222.50	4807.14	
		90"(2286mm)	TARP-4290-	S X 7A	3167.28	3658.32	3382.30	3873.34	4323.62	4914.98	4445.40	5057.88	
		96"(2438mm)	TARP-4296-	S X 7A	3298.68	3812.04	3527.91	4041.27	4535.97	5154.21	4668.30	5308.62	
		48"(1219mm)	60"(1524mm)	TARP-4860-	S X 7A	\$2695.68	\$3097.44	\$2859.95	\$3261.71	\$3559.21	\$4043.05	\$3642.90	\$4144.02
		66"(1676mm)	TARP-4866-	S X 7A	2845.08	3269.16	3025.59	3449.67	3799.89	4310.61	3895.50	4424.46	
		72"(1829mm)	TARP-4872-	S X 7A	2994.48	3440.88	3191.23	3637.63	4040.57	4578.17	4148.10	4704.90	
78"(1981mm)	TARP-4878-	S X 7A	3143.88	3612.60	3356.87	3825.59	4281.25	4845.73	4400.70	4985.34			
84"(2134mm)	TARP-4884-	S X 7A	3293.28	3784.32	3522.51	4013.55	4521.93	5113.29	4653.30	5265.78			
90"(2286mm)	TARP-4890-	S X 7A	3442.68	3956.04	3688.15	4201.51	4762.61	5380.85	4905.90	5546.22			
96"(2438mm)	TARP-4896-	S X 7A	3592.08	4127.76	3853.79	4389.47	5003.29	5648.41	5158.50	5826.66			

Planes Table — Dual Disc Base

Rectangle



TARA-D
Class TA1

Features

- High-Pressure Laminate (HPL) top with knife edge or 3mm edgeband edges or wood veneer top with 3mm wood edgeband or knife edge. Edgeband tops are 3mm on user edge and 1mm on remaining edges.
- Includes 1.18" (30mm) thick standard top, bases and hardware.
- Fixed table height options are 29" (737mm) and 41" (1041mm).
- Power modules are available for field installation; separately specified. Refer to Specification Guide.
- Ships unassembled.

Specification Tips

- Cutouts are designed for single sided flip top units.
- The following Planes products are separately specified:
 - Power modules
 - Grommet (field cut opening)
 - Wire Management

To Order, Specify:

1) Product number, including:

1 Surface Options:

L Laminate

W Wood

2 Edge Options:

Laminate:

J Edgeband

F Knife

Wood:

K Edgeband

U Knife

3 Cutout:

N No Cutout

F Center, Single-Sided/
4 outlets (add **\$48.58** list)

J Center, Single-Sided/
6 outlets (add **\$48.58** list)

2) Laminate surface color or wood finish color.

3) Edge trim color (laminate only).

4) Base trim color.

Note: \$66.79 upcharge list for Metallic and accent trim colors.

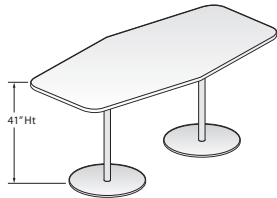
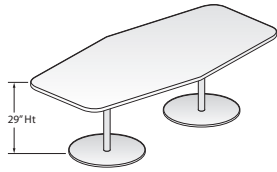
Planes Table — Dual Disc Base

Rectangle

Height	Depth	Width	Number	①②	③④	HPL				Wood				
						A	B	J	F	A	B	K	U	
						J	F	J	F	K	U	K	U	
29"(737mm)	30"(762mm)	60"(1524mm)	TARA-3060-	S	DN4A	\$ 3224.21	\$ 3610.69	\$ 3327.58	\$ 3714.06	\$ 3769.92	\$ 4235.60	\$ 3809.63	\$ 4289.71	
		66"(1676mm)	TARA-3066-	S	DN4A	3318.41	3726.49	3431.93	3840.01	3925.61	4418.17	3973.13	4481.05	
		72"(1829mm)	TARA-3072-	S	DN4A	3412.61	3842.29	3536.28	3965.96	4081.30	4600.74	4136.63	4672.39	
		78"(1981mm)	TARA-3078-	S	DN4A	3506.81	3958.09	3640.63	4091.91	4236.99	4783.31	4300.13	4863.73	
		84"(2134mm)	TARA-3084-	S	DN4A	3601.01	4073.89	3744.98	4217.86	4392.68	4965.88	4463.63	5055.07	
		90"(2286mm)	TARA-3090-	S	DN4A	3695.21	4189.69	3849.33	4343.81	4548.37	5148.45	4627.13	5246.41	
		96"(2438mm)	TARA-3096-	S	DN4A	3789.41	4305.49	3953.68	4469.76	4704.06	5331.02	4790.63	5437.75	
		36"(914mm)	60"(1524mm)	TARA-3660-	S	DN4A	\$3408.41	\$ 3816.49	\$ 3532.08	\$ 3940.16	\$ 4067.26	\$ 4559.82	\$ 4121.63	\$ 4629.55
		66"(1676mm)	TARA-3666-	S	DN4A	3520.61	3950.29	3656.46	4086.14	4251.28	4770.72	4314.83	4850.59	
		72"(1829mm)	TARA-3672-	S	DN4A	3632.81	4084.09	3780.84	4232.12	4435.30	4981.62	4508.03	5071.63	
78"(1981mm)	TARA-3678-	S	DN4A	3745.01	4217.89	3905.22	4378.10	4619.32	5192.52	4701.23	5292.67			
84"(2134mm)	TARA-3684-	S	DN4A	3857.21	4351.69	4029.60	4524.08	4803.34	5403.42	4894.43	5513.71			
90"(2286mm)	TARA-3690-	S	DN4A	3969.41	4485.49	4153.98	4670.06	4987.36	5614.32	5087.63	5734.75			
96"(2438mm)	TARA-3696-	S	DN4A	4081.61	4619.29	4278.36	4816.04	5171.38	5825.22	5280.83	5955.79			
42"(1067mm)	60"(1524mm)	TARA-4260-	S	DN4A	\$3592.61	\$ 4022.29	\$ 3736.58	\$ 4166.26	\$ 4364.60	\$ 4884.04	\$ 4433.63	\$ 4969.39		
		66"(1676mm)	TARA-4266-	S	DN4A	3722.81	4174.09	3880.99	4332.27	4576.95	5123.27	4656.53	5220.13	
		72"(1829mm)	TARA-4272-	S	DN4A	3853.01	4325.89	4025.40	4498.28	4789.30	5362.50	4879.43	5470.87	
		78"(1981mm)	TARA-4278-	S	DN4A	3983.21	4477.69	4169.81	4664.29	5001.65	5601.73	5102.33	5721.61	
		84"(2134mm)	TARA-4284-	S	DN4A	4113.41	4629.49	4314.22	4830.30	5214.00	5840.96	5325.23	5972.35	
		90"(2286mm)	TARA-4290-	S	DN4A	4243.61	4781.29	4458.63	4996.31	5426.35	6080.19	5548.13	6223.09	
		96"(2438mm)	TARA-4296-	S	DN4A	4373.81	4933.09	4603.04	5162.32	5638.70	6319.42	5771.03	6473.83	
		48"(1219mm)	60"(1524mm)	TARA-4860-	S	DN4A	\$ 3776.81	\$ 4228.09	\$ 3941.08	\$ 4392.36	\$ 4661.94	\$ 5208.26	\$ 4745.63	\$ 5309.23
		66"(1676mm)	TARA-4866-	S	DN4A	3925.01	4397.89	4105.52	4578.40	4902.62	5475.82	4998.23	5589.67	
		72"(1829mm)	TARA-4872-	S	DN4A	4073.21	4567.69	4269.96	4764.44	5143.30	5743.38	5250.83	5870.11	
78"(1981mm)	TARA-4878-	S	DN4A	4221.41	4737.49	4434.40	4950.48	5383.98	6010.94	5503.43	6150.55			
84"(2134mm)	TARA-4884-	S	DN4A	4369.61	4907.29	4598.84	5136.52	5624.66	6278.50	5756.03	6430.99			
90"(2286mm)	TARA-4890-	S	DN4A	4517.81	5077.09	4763.28	5322.56	5865.34	6546.06	6008.63	6711.43			
96"(2438mm)	TARA-4896-	S	DN4A	4666.01	5246.89	4927.72	5508.60	6106.02	6813.62	6261.23	6991.87			
41"(1041mm)	30"(762mm)	60"(1524mm)	TARA-3060-	S	DN7A	\$ 3324.60	\$ 3711.08	\$ 3427.97	\$ 3814.45	\$ 3870.31	\$ 4335.99	\$ 3910.02	\$ 4390.10	
		66"(1676mm)	TARA-3066-	S	DN7A	3418.80	3826.88	3532.32	3940.40	4026.00	4518.56	4073.52	4581.44	
		72"(1829mm)	TARA-3072-	S	DN7A	3513.00	3942.68	3636.67	4066.35	4181.69	4701.13	4237.02	4772.78	
		78"(1981mm)	TARA-3078-	S	DN7A	3607.20	4058.48	3741.02	4192.30	4337.38	4883.70	4400.52	4964.12	
		84"(2134mm)	TARA-3084-	S	DN7A	3701.40	4174.28	3845.37	4318.25	4493.07	5066.27	4564.02	5155.46	
		90"(2286mm)	TARA-3090-	S	DN7A	3795.60	4290.08	3949.72	4444.20	4648.76	5248.84	4727.52	5346.80	
		96"(2438mm)	TARA-3096-	S	DN7A	3889.80	4405.88	4054.07	4570.15	4804.45	5431.41	4891.02	5538.14	
		36"(914mm)	60"(1524mm)	TARA-3660-	S	DN7A	\$3508.80	\$ 3916.88	\$ 3632.47	\$ 4040.55	\$ 4167.65	\$ 4660.21	\$ 4222.02	\$ 4729.94
		66"(1676mm)	TARA-3666-	S	DN7A	3621.00	4050.68	3756.85	4186.53	4351.67	4871.11	4415.22	4950.98	
		72"(1829mm)	TARA-3672-	S	DN7A	3733.20	4184.48	3881.23	4332.51	4535.69	5082.01	4608.42	5172.02	
78"(1981mm)	TARA-3678-	S	DN7A	3845.40	4318.28	4005.61	4478.49	4719.71	5292.91	4801.62	5393.06			
84"(2134mm)	TARA-3684-	S	DN7A	3957.60	4452.08	4129.99	4624.47	4903.73	5503.81	4994.82	5614.10			
90"(2286mm)	TARA-3690-	S	DN7A	4069.80	4585.88	4254.37	4770.45	5087.75	5714.71	5188.02	5835.14			
96"(2438mm)	TARA-3696-	S	DN7A	4182.00	4719.68	4378.75	4916.43	5271.77	5925.61	5381.22	6056.18			
42"(1067mm)	60"(1524mm)	TARA-4260-	S	DN7A	\$3693.00	\$ 4122.68	\$ 3836.97	\$ 4266.65	\$ 4464.99	\$ 4984.43	\$ 4534.02	\$ 5069.78		
		66"(1676mm)	TARA-4266-	S	DN7A	3823.20	4274.48	3981.38	4432.66	4677.34	5223.66	4756.92	5320.52	
		72"(1829mm)	TARA-4272-	S	DN7A	3953.40	4426.28	4125.79	4598.67	4889.69	5462.89	4979.82	5571.26	
		78"(1981mm)	TARA-4278-	S	DN7A	4083.60	4578.08	4270.20	4764.68	5102.04	5702.12	5202.72	5822.00	
		84"(2134mm)	TARA-4284-	S	DN7A	4213.80	4729.88	4414.61	4930.69	5314.39	5941.35	5425.62	6072.74	
		90"(2286mm)	TARA-4290-	S	DN7A	4344.00	4881.68	4559.02	5096.70	5526.74	6180.58	5648.52	6323.48	
		96"(2438mm)	TARA-4296-	S	DN7A	4474.20	5033.48	4703.43	5262.71	5739.09	6419.81	5871.42	6574.22	
		48"(1219mm)	60"(1524mm)	TARA-4860-	S	DN7A	\$ 3877.20	\$ 4328.48	\$ 4041.47	\$ 4492.75	\$ 4762.33	\$ 5308.65	\$ 4846.02	\$ 5409.62
		66"(1676mm)	TARA-4866-	S	DN7A	4025.40	4498.28	4205.91	4678.79	5003.01	5576.21	5098.62	5690.06	
		72"(1829mm)	TARA-4872-	S	DN7A	4173.60	4668.08	4370.35	4864.83	5243.69	5843.77	5351.22	5970.50	
78"(1981mm)	TARA-4878-	S	DN7A	4321.80	4837.88	4534.79	5050.87	5484.37	6111.33	5603.82	6250.94			
84"(2134mm)	TARA-4884-	S	DN7A	4470.00	5007.68	4699.23	5236.91	5725.05	6378.89	5856.42	6531.38			
90"(2286mm)	TARA-4890-	S	DN7A	4618.20	5177.48	4863.67	5422.95	5965.73	6646.45	6109.02	6811.82			
96"(2438mm)	TARA-4896-	S	DN7A	4766.40	5347.28	5028.11	5608.99	6206.41	6914.01	6361.62	7092.26			

Planes Table — Dual Disc Base

Hexagon



TARX-D
Class TA1

Features

- High-Pressure Laminate (HPL) top with knife edge or 3mm edgeband edges or wood veneer top with 3mm wood edgeband or knife edge. Edgeband tops are 3mm on user edge and 1mm on remaining edges.
- Includes 1.18" (30mm) thick standard top, bases and hardware.
- Fixed table height options are 29" (737mm) and 41" (1041mm).
- Power modules are available for field installation; separately specified. Refer to Specification Guide.
- Ships unassembled.

Specification Tips

- Cutouts are designed for single sided flip top units.
- The following Planes products are separately specified:
 - Power modules
 - Grommet (field cut opening)
 - Wire Management

To Order, Specify:

1) Product number, including:

1 Surface Options:

L Laminate

W Wood

2 Edge Options:

Laminate:

J Edgeband

F Knife

Wood:

K Edgeband

U Knife

3 Cutout:

N No Cutout

F Center, Single-Sided/
4 outlets (add **\$48.58** list)

J Center, Single-Sided/
6 outlets (add **\$48.58** list)

2) Laminate surface color or wood finish color.

3) Edge trim color (laminate only).

4) Base trim color.

Note: \$66.79 upcharge list for Metallic and accent trim colors.

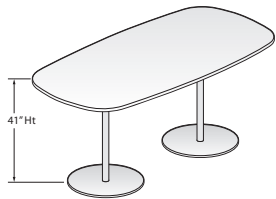

Planes Table — Dual Disc Base

Hexagon

Height	Depth	Width	Number	①②	③④	HPL				Wood					
						A	B	F	J	A	B	K	U		
						J	F	J	F	K	U	K	U		
29"(737mm)	30"(762mm)	60"(1524mm)	TARX-3060-	S	DN4A	\$3282.87	\$3680.15	\$3386.24	\$3783.52	\$3810.58	\$4276.26	\$3850.29	\$4330.37		
		66"(1676mm)	TARX-3066-	S	DN4A	3378.27	3797.87	3491.79	3911.39	3966.27	4458.83	4013.79	4521.71		
		72"(1829mm)	TARX-3072-	S	DN4A	3473.67	3915.59	3597.34	4039.26	4121.96	4641.40	4177.29	4713.05		
		78"(1981mm)	TARX-3078-	S	DN4A	3569.07	4033.31	3702.89	4167.13	4277.65	4823.97	4340.79	4904.39		
		84"(2134mm)	TARX-3084-	S	DN4A	3664.47	4151.03	3808.44	4295.00	4433.34	5006.54	4504.29	5095.73		
		90"(2286mm)	TARX-3090-	S	DN4A	3759.87	4268.75	3913.99	4422.87	4589.03	5189.11	4667.79	5287.07		
		96"(2438mm)	TARX-3096-	S	DN4A	3855.27	4386.47	4019.54	4550.74	4744.72	5371.68	4831.29	5478.41		
		36"(914mm)	60"(1524mm)	TARX-3660-	S	DN4A	\$3468.27	\$3887.87	\$3591.94	\$4011.54	\$4107.92	\$4600.48	\$4162.29	\$4670.21	
		66"(1676mm)	TARX-3666-	S	DN4A	3581.67	4023.59	3717.52	4159.44	4291.94	4811.38	4355.49	4891.25		
		72"(1829mm)	TARX-3672-	S	DN4A	3695.07	4159.31	3843.10	4307.34	4475.96	5022.28	4548.69	5112.29		
36"(914mm)	60"(1524mm)	78"(1981mm)	TARX-3678-	S	DN4A	3808.47	4295.03	3968.68	4455.24	4659.98	5233.18	4741.89	5333.33		
		84"(2134mm)	TARX-3684-	S	DN4A	3921.87	4430.75	4094.26	4603.14	4844.00	5444.08	4935.09	5554.37		
		90"(2286mm)	TARX-3690-	S	DN4A	4035.27	4566.47	4219.84	4751.04	5028.02	5654.98	5128.29	5775.41		
		96"(2438mm)	TARX-3696-	S	DN4A	4148.67	4702.19	4345.42	4898.94	5212.04	5865.88	5321.49	5996.45		
		42"(1067mm)	60"(1524mm)	TARX-4260-	S	DN4A	\$3653.67	\$4095.59	\$3797.64	\$4239.56	\$4405.26	\$4924.70	\$4474.29	\$5010.05	
		66"(1676mm)	TARX-4266-	S	DN4A	3785.07	4249.31	3943.25	4407.49	4617.61	5163.93	4697.19	5260.79		
		72"(1829mm)	TARX-4272-	S	DN4A	3916.47	4403.03	4088.86	4575.42	4829.96	5403.16	4920.09	5511.53		
		78"(1981mm)	TARX-4278-	S	DN4A	4047.87	4556.75	4234.47	4743.35	5042.31	5642.39	5142.99	5762.27		
		84"(2134mm)	TARX-4284-	S	DN4A	4179.27	4710.47	4380.08	4911.28	5254.66	5881.62	5365.89	6013.01		
		90"(2286mm)	TARX-4290-	S	DN4A	4310.67	4864.19	4525.69	5079.21	5467.01	6120.85	5588.79	6263.75		
42"(1067mm)	60"(1524mm)	96"(2438mm)	TARX-4296-	S	DN4A	4442.07	5017.91	4671.30	5247.14	5679.36	6360.08	5811.69	6514.49		
		48"(1219mm)	60"(1524mm)	TARX-4860-	S	DN4A	\$3839.07	\$4303.31	\$4003.34	\$4467.58	\$4702.60	\$5248.92	\$4786.29	\$5349.89	
		66"(1676mm)	TARX-4866-	S	DN4A	3988.47	4475.03	4168.98	4655.54	4943.28	5516.48	5038.89	5630.33		
		72"(1829mm)	TARX-4872-	S	DN4A	4137.87	4646.75	4334.62	4843.50	5183.96	5784.04	5291.49	5910.77		
		78"(1981mm)	TARX-4878-	S	DN4A	4287.27	4818.47	4500.26	5031.46	5424.64	6051.60	5544.09	6191.21		
		84"(2134mm)	TARX-4884-	S	DN4A	4436.67	4990.19	4665.90	5219.42	5665.32	6319.16	5796.69	6471.65		
		90"(2286mm)	TARX-4890-	S	DN4A	4586.07	5161.91	4831.54	5407.38	5906.00	6586.72	6049.29	6752.09		
		96"(2438mm)	TARX-4896-	S	DN4A	4735.47	5333.63	4997.18	5595.34	6146.68	6854.28	6301.89	7032.53		
		41"(1041mm)	30"(762mm)	60"(1524mm)	TARX-3060-	S	DN7A	\$3383.26	\$3780.54	\$3486.63	\$3883.91	\$3910.97	\$4376.65	\$3950.68	\$4430.76
				66"(1676mm)	TARX-3066-	S	DN7A	3478.66	3898.26	3592.18	4011.78	4066.66	4559.22	4114.18	4622.10
72"(1829mm)	TARX-3072-			S	DN7A	3574.06	4015.98	3697.73	4139.65	4222.35	4741.79	4277.68	4813.44		
78"(1981mm)	TARX-3078-			S	DN7A	3669.46	4133.70	3803.28	4267.52	4378.04	4924.36	4441.18	5004.78		
84"(2134mm)	TARX-3084-			S	DN7A	3764.86	4251.42	3908.83	4395.39	4533.73	5106.93	4604.68	5196.12		
90"(2286mm)	TARX-3090-			S	DN7A	3860.26	4369.14	4014.38	4523.26	4689.42	5289.50	4768.18	5387.46		
96"(2438mm)	TARX-3096-			S	DN7A	3955.66	4486.86	4119.93	4651.13	4845.11	5472.07	4931.68	5578.80		
36"(914mm)	60"(1524mm)			TARX-3660-	S	DN7A	\$3568.66	\$3988.26	\$3692.33	\$4111.93	\$4208.31	\$4700.87	\$4262.68	\$4770.60	
66"(1676mm)	TARX-3666-			S	DN7A	3682.06	4123.98	3817.91	4259.83	4392.33	4911.77	4455.88	4991.64		
72"(1829mm)	TARX-3672-			S	DN7A	3795.46	4259.70	3943.49	4407.73	4576.35	5122.67	4649.08	5212.68		
36"(914mm)	60"(1524mm)	78"(1981mm)	TARX-3678-	S	DN7A	3908.86	4395.42	4069.07	4555.63	4760.37	5333.57	4842.28	5433.72		
		84"(2134mm)	TARX-3684-	S	DN7A	4022.26	4531.14	4194.65	4703.53	4944.39	5544.47	5035.48	5654.76		
		90"(2286mm)	TARX-3690-	S	DN7A	4135.66	4666.86	4320.23	4851.43	5128.41	5755.37	5228.68	5875.80		
		96"(2438mm)	TARX-3696-	S	DN7A	4249.06	4802.58	4445.81	4999.33	5312.43	5966.27	5421.88	6096.84		
		42"(1067mm)	60"(1524mm)	TARX-4260-	S	DN7A	\$3754.06	\$4195.98	\$3898.03	\$4339.95	\$4505.65	\$5025.09	\$4574.68	\$5110.44	
		66"(1676mm)	TARX-4266-	S	DN7A	3885.46	4349.70	4043.64	4507.88	4718.00	5264.32	4797.58	5361.18		
		72"(1829mm)	TARX-4272-	S	DN7A	4016.86	4503.42	4189.25	4675.81	4930.35	5503.55	5020.48	5611.92		
		78"(1981mm)	TARX-4278-	S	DN7A	4148.26	4657.14	4334.86	4843.74	5142.70	5742.78	5243.38	5862.66		
		84"(2134mm)	TARX-4284-	S	DN7A	4279.66	4810.86	4480.47	5011.67	5355.05	5982.01	5466.28	6113.40		
		90"(2286mm)	TARX-4290-	S	DN7A	4411.06	4964.58	4626.08	5179.60	5567.40	6221.24	5689.18	6364.14		
48"(1219mm)	60"(1524mm)	96"(2438mm)	TARX-4296-	S	DN7A	4542.46	5118.30	4771.69	5347.53	5779.75	6460.47	5912.08	6614.88		
		48"(1219mm)	60"(1524mm)	TARX-4860-	S	DN7A	\$3939.46	\$4403.70	\$4103.73	\$4567.97	\$4802.99	\$5349.31	\$4886.68	\$5450.28	
		66"(1676mm)	TARX-4866-	S	DN7A	4088.86	4575.42	4269.37	4755.93	5043.67	5616.87	5139.28	5730.72		
		72"(1829mm)	TARX-4872-	S	DN7A	4238.26	4747.14	4435.01	4943.89	5284.35	5884.43	5391.88	6011.16		
		78"(1981mm)	TARX-4878-	S	DN7A	4387.66	4918.86	4600.65	5131.85	5525.03	6151.99	5644.48	6291.60		
		84"(2134mm)	TARX-4884-	S	DN7A	4537.06	5090.58	4766.29	5319.81	5765.71	6419.55	5897.08	6572.04		
		90"(2286mm)	TARX-4890-	S	DN7A	4686.46	5262.30	4931.93	5507.77	6006.39	6687.11	6149.68	6852.48		
		96"(2438mm)	TARX-4896-	S	DN7A	4835.86	5434.02	5097.57	5695.73	6247.07	6954.67	6402.28	7132.92		

Planes Table — Dual Disc Base

Pebble



TARP-D
Class TA1

Features

- High-Pressure Laminate (HPL) top with knife edge or 3mm edgeband edges or wood veneer top with 3mm wood edgeband or knife edge. Edgeband tops are 3mm on user edge and 1mm on remaining edges.
- Includes 1.18" (30mm) thick standard top, bases and hardware.
- Fixed table height options are 29" (737mm) and 41" (1041mm).
- Power modules are available for field installation; separately specified. Refer to Specification Guide.
- Ships unassembled.

Specification Tips

- Cutouts are designed for single sided flip top units.
- The following Planes products are separately specified:
 - Power modules
 - Grommet (field cut opening)
 - Wire Management

To Order, Specify:

1) Product number, including:

1 Surface Options:

L Laminate

W Wood

2 Edge Options:

Laminate:

J Edgeband

F Knife

Wood:

K Edgeband

U Knife

3 Cutout:

N No Cutout

F Center, Single-Sided/
4 outlets (add **\$48.58** list)

J Center, Single-Sided/
6 outlets (add **\$48.58** list)

2) Laminate surface color or wood finish color.

3) Edge trim color (laminate only).

4) Base trim color.

Note: \$66.79 upcharge list for Metallic and accent trim colors.

Planes Table — Dual Disc Base

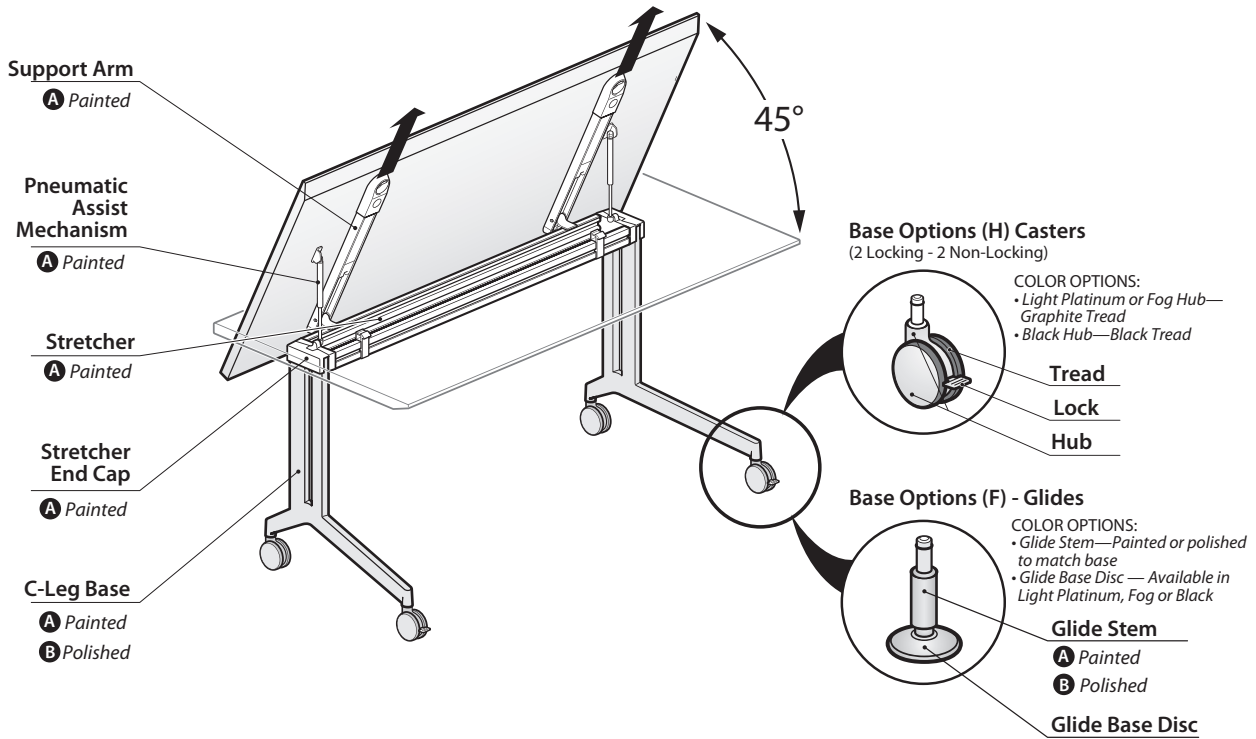
Pebble

Height	Depth	Width	Number	① ② ③		HPL				Wood					
						A		B		A		B			
						J	F	J	F	K	U	K	U		
29"(737mm)	30"(762mm)	60"(1524mm)	TARP-3060-	S	DN4A	\$3282.87	\$3617.67	\$3386.24	\$3721.04	\$3810.58	\$4213.78	\$3850.29	\$4267.89		
		66"(1676mm)	TARP-3066-	S	DN4A	3378.27	3735.39	3491.79	3848.91	3966.27	4396.35	4013.79	4459.23		
		72"(1829mm)	TARP-3072-	S	DN4A	3473.67	3853.11	3597.34	3976.78	4121.96	4578.92	4177.29	4650.57		
	36"(914mm)	30"(762mm)	78"(1981mm)	TARP-3078-	S	DN4A	3569.07	3970.83	3702.89	4104.65	4277.65	4761.49	4340.79	4841.91	
			84"(2134mm)	TARP-3084-	S	DN4A	3664.47	4088.55	3808.44	4232.52	4433.34	4944.06	4504.29	5033.25	
			90"(2286mm)	TARP-3090-	S	DN4A	3759.87	4206.27	3913.99	4360.39	4589.03	5126.63	4667.79	5224.59	
	42"(1067mm)	30"(762mm)	96"(2438mm)	TARP-3096-	S	DN4A	3855.27	4323.99	4019.54	4488.26	4744.72	5309.20	4831.29	5415.93	
			60"(1524mm)	TARP-3660-	S	DN4A	\$3468.27	\$3825.39	\$3591.94	\$3949.06	\$4107.92	\$4538.00	\$4162.29	\$4607.73	
			66"(1676mm)	TARP-3666-	S	DN4A	3581.67	3961.11	3717.52	4096.96	4291.94	4748.90	4355.49	4828.77	
		36"(914mm)	30"(762mm)	72"(1829mm)	TARP-3672-	S	DN4A	3695.07	4096.83	3843.10	4244.86	4475.96	4959.80	4548.69	5049.81
				78"(1981mm)	TARP-3678-	S	DN4A	3808.47	4232.55	3968.68	4392.76	4659.98	5170.70	4741.89	5270.85
				84"(2134mm)	TARP-3684-	S	DN4A	3921.87	4368.27	4094.26	4540.66	4844.00	5381.60	4935.09	5491.89
42"(1067mm)		30"(762mm)	90"(2286mm)	TARP-3690-	S	DN4A	4035.27	4503.99	4219.84	4688.56	5028.02	5592.50	5128.29	5712.93	
			96"(2438mm)	TARP-3696-	S	DN4A	4148.67	4639.71	4345.42	4836.46	5212.04	5803.40	5321.49	5933.97	
			60"(1524mm)	TARP-4260-	S	DN4A	\$3653.67	\$4033.11	\$3797.64	\$4177.08	\$4405.26	\$4862.22	\$4474.29	\$4947.57	
48"(1219mm)		30"(762mm)	66"(1676mm)	TARP-4266-	S	DN4A	3785.07	4186.83	3943.25	4345.01	4617.61	5101.45	4697.19	5198.31	
			72"(1829mm)	TARP-4272-	S	DN4A	3916.47	4340.55	4088.86	4512.94	4829.96	5340.68	4920.09	5449.05	
			78"(1981mm)	TARP-4278-	S	DN4A	4047.87	4494.27	4234.47	4680.87	5042.31	5579.91	5142.99	5699.79	
	36"(914mm)	30"(762mm)	84"(2134mm)	TARP-4284-	S	DN4A	4179.27	4647.99	4380.08	4848.80	5254.66	5819.14	5365.89	5950.53	
			90"(2286mm)	TARP-4290-	S	DN4A	4310.67	4801.71	4525.69	5016.73	5467.01	6058.37	5588.79	6201.27	
			96"(2438mm)	TARP-4296-	S	DN4A	4442.07	4955.43	4671.30	5184.66	5679.36	6297.60	5811.69	6452.01	
	42"(1067mm)	30"(762mm)	60"(1524mm)	TARP-4860-	S	DN4A	\$3839.07	\$4240.83	\$4003.34	\$4405.10	\$4702.60	\$5186.44	\$4786.29	\$5287.41	
			66"(1676mm)	TARP-4866-	S	DN4A	3988.47	4412.55	4168.98	4593.06	4943.28	5454.00	5038.89	5567.85	
			72"(1829mm)	TARP-4872-	S	DN4A	4137.87	4584.27	4334.62	4781.02	5183.96	5721.56	5291.49	5848.29	
	48"(1219mm)	30"(762mm)	78"(1981mm)	TARP-4878-	S	DN4A	4287.27	4755.99	4500.26	4968.98	5424.64	5989.12	5544.09	6128.73	
			84"(2134mm)	TARP-4884-	S	DN4A	4436.67	4927.71	4665.90	5156.94	5665.32	6256.68	5796.69	6409.17	
			90"(2286mm)	TARP-4890-	S	DN4A	4586.07	5099.43	4831.54	5344.90	5906.00	6524.24	6049.29	6689.61	
41"(1041mm)	30"(762mm)	96"(2438mm)	TARP-4896-	S	DN4A	4735.47	5271.15	4997.18	5532.86	6146.68	6791.80	6301.89	6970.05		
		60"(1524mm)	TARP-3060-	S	DN7A	\$3383.26	\$3718.06	\$3486.63	\$3821.43	\$3910.97	\$4314.17	\$3950.68	\$4368.28		
		66"(1676mm)	TARP-3066-	S	DN7A	3478.66	3835.78	3592.18	3949.30	4066.66	4496.74	4114.18	4559.62		
	36"(914mm)	30"(762mm)	72"(1829mm)	TARP-3072-	S	DN7A	3574.06	3953.50	3697.73	4077.17	4222.35	4679.31	4277.68	4750.96	
			78"(1981mm)	TARP-3078-	S	DN7A	3669.46	4071.22	3803.28	4205.04	4378.04	4861.88	4441.18	4942.30	
			84"(2134mm)	TARP-3084-	S	DN7A	3764.86	4188.94	3908.83	4332.91	4533.73	5044.45	4604.68	5133.64	
	42"(1067mm)	30"(762mm)	90"(2286mm)	TARP-3090-	S	DN7A	3860.26	4306.66	4014.38	4460.78	4689.42	5227.02	4768.18	5324.98	
			96"(2438mm)	TARP-3096-	S	DN7A	3955.66	4424.38	4119.93	4588.65	4845.11	5409.59	4931.68	5516.32	
			60"(1524mm)	TARP-3660-	S	DN7A	\$3568.66	\$3925.78	\$3692.33	\$4049.45	\$4208.31	\$4638.39	\$4262.68	\$4708.12	
	36"(914mm)	30"(762mm)	66"(1676mm)	TARP-3666-	S	DN7A	3682.06	4061.50	3817.91	4197.35	4392.33	4849.29	4455.88	4929.16	
			72"(1829mm)	TARP-3672-	S	DN7A	3795.46	4197.22	3943.49	4345.25	4576.35	5060.19	4649.08	5150.20	
			78"(1981mm)	TARP-3678-	S	DN7A	3908.86	4332.94	4069.07	4493.15	4760.37	5271.09	4842.28	5371.24	
42"(1067mm)	30"(762mm)	84"(2134mm)	TARP-3684-	S	DN7A	4022.26	4468.66	4194.65	4641.05	4944.39	5481.99	5035.48	5592.28		
		90"(2286mm)	TARP-3690-	S	DN7A	4135.66	4604.38	4320.23	4788.95	5128.41	5692.89	5228.68	5813.32		
		96"(2438mm)	TARP-3696-	S	DN7A	4249.06	4740.10	4445.81	4936.85	5312.43	5903.79	5421.88	6034.36		
48"(1219mm)	30"(762mm)	60"(1524mm)	TARP-4260-	S	DN7A	\$3754.06	\$4133.50	\$3898.03	\$4277.47	\$4505.65	\$4962.61	\$4574.68	\$5047.96		
		66"(1676mm)	TARP-4266-	S	DN7A	3885.46	4287.22	4043.64	4445.40	4718.00	5201.84	4797.58	5298.70		
		72"(1829mm)	TARP-4272-	S	DN7A	4016.86	4440.94	4189.25	4613.33	4930.35	5441.07	5020.48	5549.44		
	36"(914mm)	30"(762mm)	78"(1981mm)	TARP-4278-	S	DN7A	4148.26	4594.66	4334.86	4781.26	5142.70	5680.30	5243.38	5800.18	
			84"(2134mm)	TARP-4284-	S	DN7A	4279.66	4748.38	4480.47	4949.19	5355.05	5919.53	5466.28	6050.92	
			90"(2286mm)	TARP-4290-	S	DN7A	4411.06	4902.10	4626.08	5117.12	5567.40	6158.76	5689.18	6301.66	
	42"(1067mm)	30"(762mm)	96"(2438mm)	TARP-4296-	S	DN7A	4542.46	5055.82	4771.69	5285.05	5779.75	6397.99	5912.08	6552.40	
			60"(1524mm)	TARP-4860-	S	DN7A	\$3939.46	\$4341.22	\$4103.73	\$4505.49	\$4802.99	\$5286.83	\$4886.68	\$5387.80	
			66"(1676mm)	TARP-4866-	S	DN7A	4088.86	4512.94	4269.37	4693.45	5043.67	5554.39	5139.28	5668.24	
	48"(1219mm)	30"(762mm)	72"(1829mm)	TARP-4872-	S	DN7A	4238.26	4684.66	4435.01	4881.41	5284.35	5821.95	5391.88	5948.68	
			78"(1981mm)	TARP-4878-	S	DN7A	4387.66	4856.38	4600.65	5069.37	5525.03	6089.51	5644.48	6229.12	
			84"(2134mm)	TARP-4884-	S	DN7A	4537.06	5028.10	4766.29	5257.33	5765.71	6357.07	5897.08	6509.56	
48"(1219mm)	30"(762mm)	90"(2286mm)	TARP-4890-	S	DN7A	4686.46	5199.82	4931.93	5445.29	6006.39	6624.63	6149.68	6790.00		
		96"(2438mm)	TARP-4896-	S	DN7A	4835.86	5371.54	5097.57	5633.25	6247.07	6892.19	6402.28	7070.44		

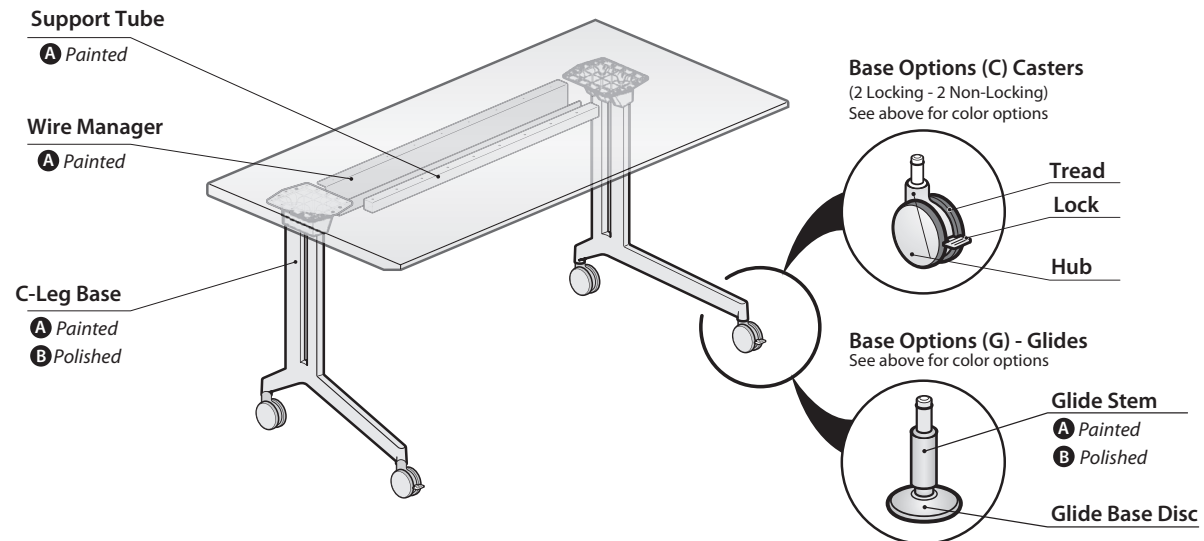
Planes Training Table

Terminology

Flip Top Table



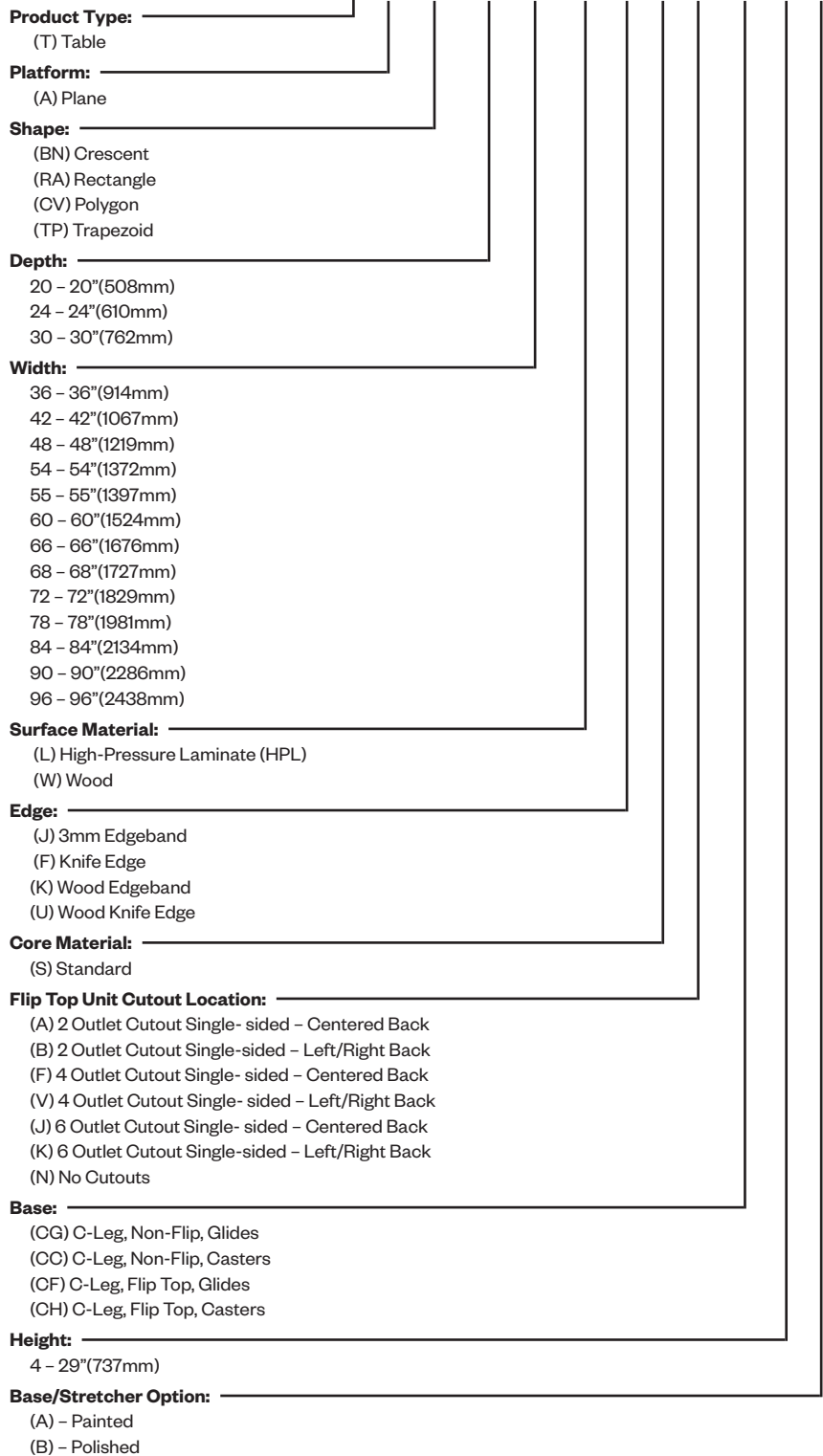
Non-Flip Top Table



Planes Training Table

Catalog Logic

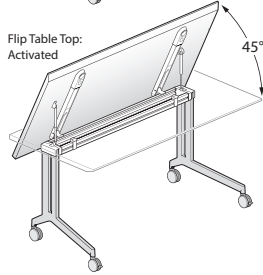
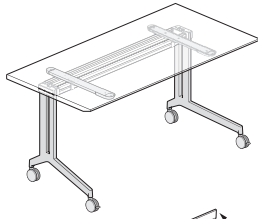
T A RA - 24 60 - W K S N CH 4 A



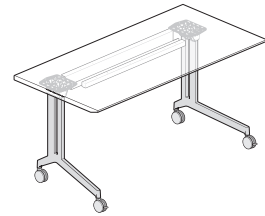
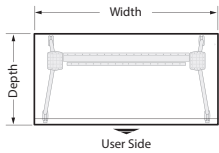
Planes Training Table

Rectangular

Flip Top Table



Non-Flip Top Table



TARA
Class TA1



Features

- Includes 1.18" (30mm) thick top, two C-Leg bases, stretcher and hardware.
- Standard table height is 29" (737mm).
- High-Pressure Laminate Top (HPL) or wood veneer top with 3mm edgeband on user edge and 1mm edgeband on remaining sides, or knife edge on user edge and 1mm edgeband on sides and back.
- Reinforcement bar included with 72" (1829mm) or greater tops.
- Base Options:
 - Flip Top Table with casters (H) or with glides (F).
 - Non-flip Top Table with casters (C) or with glides (G).
- Flip Top Table:
 - Table top flips from horizontal to vertical position via pneumatic assist mechanism activated by two finger pulls.
 - Tables nest when flipped to vertical position. Refer to Specification Guide for details.
- Base and Stretcher Finish Options:
 - (A) Painted aluminum C-leg bases, glide stem and stretcher. Stretcher end caps and support arms or stretcher brackets match base trim color. (Specify trim color.
- Flip Top Unit Cutout Options include:
 - One cutout centered along back edge, or
 - One left and one right cutout along back edge.
- Optional casters or glides are field interchangeable:
 - Casters (two locking/two non-locking) are available with: Light platinum or fog hub with graphite tread, or black hub with black tread.
- Optional glides (four) are available in light platinum, fog or black with 0.5" (13mm) height adjustment.
 - Glide stem is painted or polished to match base; glide base disc color must be specified.
- Depth and width shown in nominal dimensions.
- Ships unassembled.

Specification Tips

- 20" (508mm) Non-Flip Top Table does not support modesty panels.
- The following Planes products are separately specified:
 - Ganging Mechanism - Required for use with powered tables.
 - Flip Top Unit electrical modules
 - Electrical Components
 - Grommet (field cut opening)
 - Modesty Panel
 - Vertical Wire Manager
 - Horizontal Wire Manager
 - Wire Management Clips

To Order, Specify:

1) Product number, including:

1 Surface Options:

- L** Laminate
- W** Wood

2 Edge Options:

Laminate:

- J** Edgeband
- F** Knife

Wood:

- K** Edgeband
- U** Knife

3 Flip Top Unit Cutout Options by Width:

36" (914mm) - 54" (1372mm)
(Options: A, F, J, N)

60" (1524mm) - 96" (2438mm)

(Options: A, B, F, V, J, K, N)

- N** No cutout
- A** 2 outlet cutout - centered back (add **\$48.58** list)
- B** 2 outlet cutout - left and right back (add **\$97.17** list)
- F** 4 outlet cutout - centered back (add **\$48.58** list)
- V** 4 outlet cutout - left and right back (add **\$97.17** list)
- J** 6 outlet cutout - centered back (add **\$48.58** list)
- K** 6 outlet cutout - left and right back (add **\$97.17** list)

4 Base Options (Flip/Non-Flip):

- H** Flip Top Table: Casters (add **\$268.50** list)
- F** Flip Top Table: Glides (add **\$382.32** list)
- C** Non-flip Top Table: Casters
- G** Non-flip Top Table: Glides (add **\$113.82** list)

- 2) Laminate surface or wood finish color.
- 3) Edge trim color (laminite only).
- 4) Base/Stretcher trim color.
- 5) Caster/Glide Base Disc trim color.

Note: \$66.79 upcharge list for Metallic and accent trim colors.

Planes Training Table

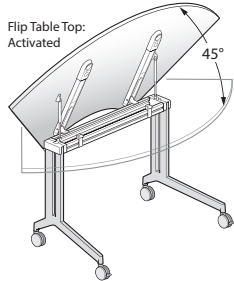
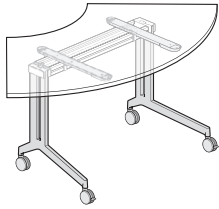
Rectangular

Depth	Width	Distributed Load Capacity	Number	① ② ③ ④	HPL				Wood			
					A	F	B	F	A	U	B	U
					J	F	J	F	K	U	K	U
Flip Top Tables												
24"(610mm)	36"(914mm)	144	TARA-2436-	S C 4A	\$ 1208.34	\$ 1480.83	\$ 1256.94	\$ 1529.43	\$ 1561.86	\$ 1817.55	\$ 1572.66	\$ 1872.75
	42"(1067mm)	158	TARA-2442-	S C 4A	1402.10	1695.71	1458.74	1752.35	1787.30	2062.43	1801.34	2125.31
	48"(1219mm)	173	TARA-2448-	S C 4A	1595.86	1910.59	1660.54	1975.27	2012.74	2307.31	2030.02	2377.87
	54"(1372mm)	187	TARA-2454-	S C 4A	1789.62	2125.47	1862.34	2198.19	2238.18	2552.19	2258.70	2630.43
	60"(1524mm)	202	TARA-2460-	S C 4A	1983.38	2340.35	2064.14	2421.11	2463.62	2797.07	2487.38	2882.99
	66"(1676mm)	216	TARA-2466-	S C 4A	2177.14	2555.23	2265.94	2644.03	2689.06	3041.95	2716.06	3135.55
	72"(1829mm)	230	TARA-2472-	S C 4A	2370.90	2770.11	2467.74	2866.95	2914.50	3286.83	2944.74	3388.11
30"(762mm)	36"(914mm)	158	TARA-3036-	S C 4A	\$ 1372.77	\$ 1666.38	\$ 1433.43	\$ 1727.04	\$ 1755.93	\$ 2031.06	\$ 1771.17	\$ 2095.14
	42"(1067mm)	173	TARA-3042-	S C 4A	1578.50	1893.23	1649.21	1963.94	1992.32	2286.89	2011.40	2359.25
	48"(1219mm)	187	TARA-3048-	S C 4A	1784.23	2120.08	1864.99	2200.84	2228.71	2542.72	2251.63	2623.36
	54"(1372mm)	202	TARA-3054-	S C 4A	1989.96	2346.93	2080.77	2437.74	2465.10	2798.55	2491.86	2887.47
	60"(1524mm)	216	TARA-3060-	S C 4A	2195.69	2573.78	2296.55	2674.64	2701.49	3054.38	2732.09	3151.58
	66"(1676mm)	230	TARA-3066-	S C 4A	2401.42	2800.63	2512.33	2911.54	2937.88	3310.21	2972.32	3415.69
	72"(1829mm)	245	TARA-3072-	S C 4A	2607.15	3027.48	2728.11	3148.44	3174.27	3566.04	3212.55	3679.80
Non-Flip Top Tables												
20"(508mm)	36"(914mm)	134	TARA-2036-	S C 4A	\$ 1157.90	\$ 1416.31	\$ 1198.46	\$ 1456.87	\$ 1491.66	\$ 1734.39	\$ 1499.50	\$ 1783.67
	42"(1067mm)	149	TARA-2042-	S C 4A	1339.69	1619.22	1386.28	1665.81	1706.15	1968.32	1716.63	2024.68
	48"(1219mm)	163	TARA-2048-	S C 4A	1533.45	1834.10	1588.08	1888.73	1931.59	2213.20	1945.31	2277.24
	54"(1372mm)	178	TARA-2054-	S C 4A	1715.24	2037.01	1775.90	2097.67	2146.08	2447.13	2162.44	2518.25
	60"(1524mm)	192	TARA-2060-	S C 4A	1897.03	2239.92	1963.72	2306.61	2360.57	2681.06	2379.57	2759.26
	66"(1676mm)	206	TARA-2066-	S C 4A	2090.79	2454.80	2165.52	2529.53	2586.01	2925.94	2608.25	3011.82
	72"(1829mm)	221	TARA-2072-	S C 4A	2272.58	2657.71	2353.34	2738.47	2800.50	3159.87	2825.38	3252.83
	78"(1981mm)	235	TARA-2078-	S C 4A	2523.59	2929.84	2610.38	3016.63	3084.21	3463.02	3111.73	3563.06
	84"(2134mm)	250	TARA-2084-	S C 4A	2728.00	3155.37	2822.83	3250.20	3320.30	3718.55	3351.06	3826.27
	90"(2286mm)	264	TARA-2090-	S C 4A	2920.44	3368.93	3021.30	3469.79	3545.44	3963.13	3578.84	4077.93
	96"(2438mm)	278	TARA-2096-	S C 4A	3112.88	3582.49	3219.77	3689.38	3770.58	4207.71	3806.62	4329.59
24"(610mm)	36"(914mm)	144	TARA-2436-	S C 4A	\$ 1208.34	\$ 1480.83	\$ 1256.94	\$ 1529.43	\$ 1561.86	\$ 1817.55	\$ 1572.66	\$ 1872.75
	42"(1067mm)	158	TARA-2442-	S C 4A	1402.10	1695.71	1458.74	1752.35	1787.30	2062.43	1801.34	2125.31
	48"(1219mm)	173	TARA-2448-	S C 4A	1595.86	1910.59	1660.54	1975.27	2012.74	2307.31	2030.02	2377.87
	54"(1372mm)	187	TARA-2454-	S C 4A	1789.62	2125.47	1862.34	2198.19	2238.18	2552.19	2258.70	2630.43
	60"(1524mm)	202	TARA-2460-	S C 4A	1983.38	2340.35	2064.14	2421.11	2463.62	2797.07	2487.38	2882.99
	66"(1676mm)	216	TARA-2466-	S C 4A	2177.14	2555.23	2265.94	2644.03	2689.06	3041.95	2716.06	3135.55
	72"(1829mm)	230	TARA-2472-	S C 4A	2370.90	2770.11	2467.74	2866.95	2914.50	3286.83	2944.74	3388.11
	78"(1981mm)	245	TARA-2478-	S C 4A	2633.88	3054.21	2738.76	3159.09	3209.16	3600.93	3242.64	3709.89
	84"(2134mm)	259	TARA-2484-	S C 4A	2838.29	3279.74	2951.21	3392.66	3445.25	3856.46	3481.97	3973.10
	90"(2286mm)	274	TARA-2490-	S C 4A	3042.70	3505.27	3163.66	3626.23	3681.34	4111.99	3721.30	4236.31
	96"(2438mm)	288	TARA-2496-	S C 4A	3247.11	3730.80	3376.11	3859.80	3917.43	4367.52	3960.63	4499.52
30"(762mm)	36"(914mm)	158	TARA-3036-	S C 4A	\$ 1372.77	\$ 1666.38	\$ 1433.43	\$ 1727.04	\$ 1755.93	\$ 2031.06	\$ 1771.17	\$ 2095.14
	42"(1067mm)	173	TARA-3042-	S C 4A	1578.50	1893.23	1649.21	1963.94	1992.32	2286.89	2011.40	2359.25
	48"(1219mm)	187	TARA-3048-	S C 4A	1784.23	2120.08	1864.99	2200.84	2228.71	2542.72	2251.63	2623.36
	54"(1372mm)	202	TARA-3054-	S C 4A	1989.96	2346.93	2080.77	2437.74	2465.10	2798.55	2491.86	2887.47
	60"(1524mm)	216	TARA-3060-	S C 4A	2195.69	2573.78	2296.55	2674.64	2701.49	3054.38	2732.09	3151.58
	66"(1676mm)	230	TARA-3066-	S C 4A	2401.42	2800.63	2512.33	2911.54	2937.88	3310.21	2972.32	3415.69
	72"(1829mm)	245	TARA-3072-	S C 4A	2607.15	3027.48	2728.11	3148.44	3174.27	3566.04	3212.55	3679.80
	78"(1981mm)	259	TARA-3078-	S C 4A	2882.10	3323.55	3013.11	3454.56	3479.88	3891.09	3522.00	4013.13
	84"(2134mm)	274	TARA-3084-	S C 4A	3098.48	3561.05	3239.54	3702.11	3726.92	4157.57	3772.88	4287.89
	90"(2286mm)	288	TARA-3090-	S C 4A	3314.86	3798.55	3465.97	3949.66	3973.96	4424.05	4023.76	4562.65
	96"(2438mm)	302	TARA-3096-	S C 4A	3531.24	4036.05	3692.40	4197.21	4221.00	4690.53	4274.64	4837.41

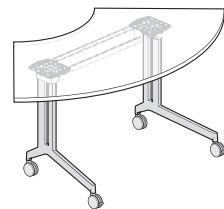
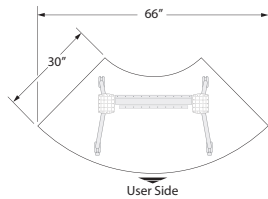
Planes Training Table

Crescent

Flip Top Table



Non-Flip Top Table



TABN
Class TA1



Features

- Includes 1.18" (30mm) thick top, two C-Leg bases, stretcher and hardware.
- Standard table height is 29" (737mm).
- High-Pressure Laminate Top (HPL) or wood veneer top with 3mm edgeband on user edge and 1mm edgeband on remaining sides, or knife edge on user edge and 1mm edgeband on sides and back.
- Base Options:
 - Flip Top Table with casters (H) or with glides (F).
 - Non-flip Top Table with casters (C) or with glides (G).
- Flip Top Table:
 - Table top flips from horizontal to vertical position via pneumatic assist mechanism activated by two finger pulls.
 - Tables nest when flipped to vertical position. Refer to Specification Guide for details.
- Base and Stretcher Finish Options:
 - (A) Painted aluminum C-leg bases, glide stem and stretcher. Stretcher end caps and support arms or stretcher brackets match base trim color. (Specify trim color)
- Flip Top Unit Cutout Options include:
 - One cutout centered along back edge.
- Optional casters or glides are field interchangeable:
 - Casters (two locking/two non-locking) are available with: Light platinum or fog hub with graphite tread, or black hub with black tread.
- Optional glides (four) are available in light platinum, fog or black with 0.5" (13mm) height adjustment.
 - Glide stem is painted or polished to match base; glide base disc color must be specified.
- Depth and width shown in nominal dimensions.
- Ships unassembled.

Specification Tip

- The following Planes products are separately specified:
 - Ganging Mechanism - Required for use with powered tables.
 - Flip Top Unit electrical modules
 - Electrical Components
 - Grommet (field cut opening)
 - Vertical Wire Manager
 - Horizontal Wire Manager
 - Wire Management Clips

To Order, Specify:

1) Product number, including:

1 Surface Options:

- L** Laminate
- W** Wood

2 Edge Options:

- Laminate:
- J** Edgeband
 - F** Knife

- Wood:
- K** Edgeband
 - U** Knife

3 Flip Top Unit Cutout Options:

- N** No cutout
- A** 2 outlet cutout - centered back (add **\$48.58** list)
- F** 4 outlet cutout - centered back (add **\$48.58** list)
- J** 6 outlet cutout - centered back (add **\$48.58** list)

4 Base Options (Flip/Non-Flip):

- H** Flip Top Table: Casters (add **\$268.50** list)
- F** Flip Top Table: Glides (add **\$382.32** list)
- C** Non-flip Top Table: Casters
- G** Non-flip Top Table: Glides (add **\$113.82** list)

- Laminate surface or wood finish color.
- Edge trim color (laminite only).
- Base/Stretcher trim color.
- Caster/Glide Base Disc trim color.

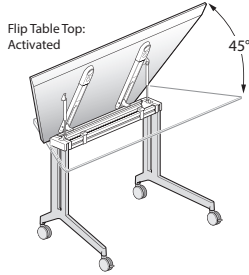
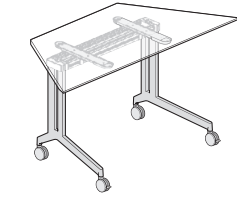
Note: **\$66.79** upcharge list for Metallic and accent trim colors.

Depth	Width	Number					HPL		Wood				
			1	2	3	4	A	F	A	B	U	K	U
30" (762mm)	68" (1727mm)	TABN-3068-	S	C	4A	J	F	J	F	K	U	K	U
						\$2368.97	\$2775.22	\$2482.40	\$2888.65	\$2974.14	\$3352.95	\$3022.63	\$3473.96

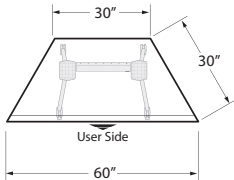
Planes Training Table

Trapezoid

Flip Top Table



Non-Flip Top Table



TATP
Class TA1



Features

- Includes 1.18" (30mm) thick top, two C-Leg bases, stretcher and hardware.
- Standard table height is 29" (737mm).
- High-Pressure Laminate Top (HPL) or wood veneer top with 3mm edgeband on user edge and 1mm edgeband on remaining sides, or knife edge on user edge and 1mm edgeband on sides and back.
- Base Options:
 - Flip Top Table with casters (H) or with glides (F).
 - Non-flip Top Table with casters (C) or with glides (G).
- Flip Top Table:
 - Table top flips from horizontal to vertical position via pneumatic assist mechanism activated by two finger pulls.
 - Tables nest when flipped to vertical position. Refer to Specification Guide for details.
- Base and Stretcher Finish Options:
 - (A) Painted aluminum C-leg bases, glide stem and stretcher. Stretcher end caps and support arms or stretcher brackets match base trim color. (Specify trim color)
- Flip Top Unit Outout Options include:
 - One cutout centered along back edge.
- Optional casters or glides are field interchangeable:
 - Casters (two locking/two non-locking) are available with: Light platinum or fog hub with graphite tread, or black hub with black tread.
- Optional glides (four) are available in light platinum, fog or black with 0.5" (13mm) height adjustment.
 - Glide stem is painted or polished to match base; glide base disc color must be specified.
- Depth and width shown in nominal dimensions.
- Ships unassembled.

Specification Tip

- The following Planes products are separately specified:
 - Ganging Mechanism - Required for use with powered tables.
 - Flip Top Unit electrical modules
 - Electrical Components
 - Grommet (field out opening)
 - Modesty Panel
 - Vertical Wire Manager
 - Horizontal Wire Manager
 - Wire Management Clips

To Order, Specify:

1) Product number, including:

1 Surface Options:

- L** Laminate
- W** Wood

2 Edge Options:

- Laminate:
- J** Edgeband
 - F** Knife

- Wood:
- K** Edgeband
 - U** Knife

3 Flip Top Unit Cutout Options:

- N** No cutout
- A** 2 outlet cutout - centered back (add **\$48.58** list)
- F** 4 outlet cutout - centered back (add **\$48.58** list)
- J** 6 outlet cutout - centered back (add **\$48.58** list)

4 Base Options (Flip/Non-Flip):

- H** Flip Top Table: Casters (add **\$268.50** list)
- F** Flip Top Table: Glides (add **\$382.32** list)
- C** Non-flip Top Table: Casters
- G** Non-flip Top Table: Glides (add **\$113.82** list)

- 2) Laminate surface or wood finish color.
- 3) Edge trim color (laminite only).
- 4) Base/Stretcher trim color.
- 5) Caster/Glide Base Disc trim color.

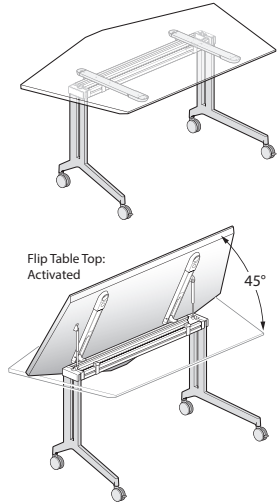
Note: \$66.79 upcharge list for Metallic and accent trim colors.

Depth	Width	Number	HPL				Wood						
			1	2	3	4	A	B	K	U			
30" (762mm)	60" (1524mm)	TATP-3060-	S	C	4A	J	F	J	F	K	U	K	U
						\$2193.40	\$2571.49	\$2294.80	\$2672.89	\$2751.40	\$3109.69	\$2794.60	\$3160.09

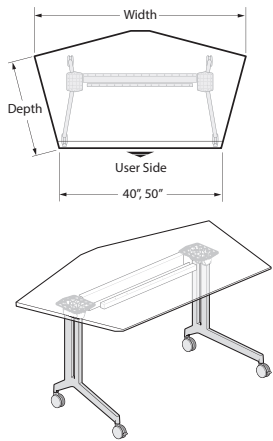
Planes Training Table

Polygon

Flip Top Table



Non-Flip Top Table



Features

- Includes 1.18" (30mm) thick top, two C-Leg bases, stretcher and hardware.
- Standard table height is 29" (737mm).
- High-Pressure Laminate Top (HPL) or wood veneer top with 3mm edgeband on user edge and 1mm edgeband on remaining sides, or knife edge on user edge and 1mm edgeband on sides and back.
- Base Options:
 - Flip Top Table with casters (H) or with glides (F).
 - Non-flip Top Table with casters (C) or with glides (G).
- Flip Top Table:
 - Table top flips from horizontal to vertical position via pneumatic assist mechanism activated by two finger pulls.
 - Tables nest when flipped to vertical position. Refer to Specification Guide for details.
- Base and Stretcher Finish Options:
 - (A) Painted aluminum C-leg bases, glide stem and stretcher. Stretcher end caps and support arms or stretcher brackets match base trim color. (Specify trim color)
- Flip Top Unit Outout Options include:
 - One cutout centered along back edge.
- Optional casters or glides are field interchangeable:
 - Casters (two locking/two non-locking) are available with: Light platinum or fog hub with graphite tread, or black hub with black tread.
- Optional glides (four) are available in light platinum, fog or black with 0.5" (13mm) height adjustment.
 - Glide stem is painted or polished to match base; glide base disc color must be specified.
- Depth and width shown in nominal dimensions.
- Ships unassembled.

Specification Tip

- The following Planes products are separately specified:
 - Ganging Mechanism - Required for use with powered tables.
 - Flip Top Unit electrical modules
 - Electrical Components
 - Grommet (field cut opening)
 - Modesty Panel
 - Vertical Wire Manager
 - Horizontal Wire Manager
 - Wire Management Clips

To Order, Specify:

- Product number, including:
 - Surface Options:**
 - L** Laminate
 - W** Wood
 - Edge Options:**
 - Laminate:
 - J** Edgeband
 - F** Knife
 - Wood:
 - K** Edgeband
 - U** Knife
 - Flip Top Unit Cutout Options:**
 - N** No cutout
 - A** 2 outlet cutout - centered back (add **\$48.58** list)
 - F** 4 outlet cutout - centered back (add **\$48.58** list)
 - J** 6 outlet cutout - centered back (add **\$48.58** list)
 - Base Options (Flip/Non-Flip):**
 - H** Flip Top Table: Casters (add **\$268.50** list)
 - F** Flip Top Table: Glides (add **\$382.32** list)
 - C** Non-flip Top Table: Casters
 - G** Non-flip Top Table: Glides (add **\$113.82** list)
 - Laminate surface or wood finish color.
 - Edge trim color (laminate only).
 - Base/Stretcher trim color.
 - Caster/Glide Base Disc trim color.
- Note: \$66.79** upcharge list for Metallic and accent trim colors.

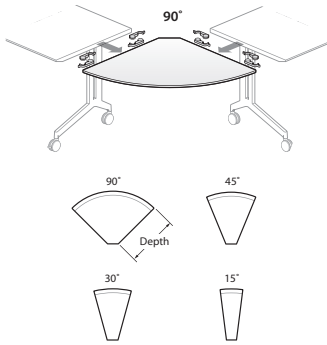
TACV
Class TA1



Depth	Width	Number	① ② ③ ④	HPL		B		Wood			
				A	F	J	F	A	U	B	U
				J	F	J	F	K	U	K	U
24" (610mm)	55" (1397mm)	TACV-2455-	S C 4	\$ 1851.76	\$2100.04	\$2029.29	\$2277.57	\$2249.44	\$2527.92	\$2284.96	\$2563.44
30" (762mm)	66" (1676mm)	TACV-3066-	S C 4	2332.94	2689.52	2510.47	2867.05	2968.47	3374.83	3030.63	3436.99

Planes Training Table

Pie Connector



TAPC
Class TA1

Features

- Includes 1.18"(30mm) thick top and two sets of ganging mechanisms required for support.
- High-Pressure Laminate Top (HPL) or wood veneer top with 3mm edgeband on user edge and 1mm edgeband on remaining sides, or knife edge on user edge and 1mm edgeband on sides and back.
- Depth shown in nominal dimensions.
- Ships unassembled.

Specification Tips

- Requires two same-depth Planes C-Leg Training Tables for support; separately specified.
- Additional Table Pass-Through Connector may be required based upon application.
- Wire Manager Clips are available if needed; separately specified.

To Order, Specify:

1) Product number, including:

1 Surface Options:

- L** Laminate
- W** Wood

2 Edge Options:

Laminate:

- J** Edgeband
- F** Knife

Wood:


- K** Edgeband
- U** Knife

2) Laminate surface or wood finish color.

3) Edge trim color (laminite only).

Depth	Number 1 2	HPL		B		Wood			
		A	F	J	F	A	U	B	U
20"(508mm)	TAPC-2015- SN	\$452.76	\$582.73	\$ 488.27	\$618.24	\$443.87	\$512.04	\$461.63	\$529.80
	TAPC-2030- SN	488.27	618.24	523.78	653.75	479.38	547.55	497.14	565.31
	TAPC-2045- SN	523.78	653.75	559.29	689.26	514.89	583.06	532.65	600.82
	TAPC-2090- SN	594.80	724.77	630.31	760.28	585.91	654.08	603.67	671.84
24"(610mm)	TAPC-2415- SN	\$559.30	\$689.27	\$594.81	\$ 724.78	\$550.41	\$ 618.58	\$568.17	\$ 636.34
	TAPC-2430- SN	594.81	724.78	630.32	760.29	585.92	654.09	603.68	671.85
	TAPC-2445- SN	630.32	760.29	665.83	795.80	621.43	689.60	639.19	707.36
	TAPC-2490- SN	701.34	831.31	736.85	866.82	692.45	760.62	710.21	778.38
30"(762mm)	TAPC-3015- SN	\$665.84	\$795.81	\$ 701.35	\$ 831.32	\$656.95	\$ 725.12	\$ 674.71	\$ 742.88
	TAPC-3030- SN	701.35	831.32	736.86	866.83	692.46	760.63	710.22	778.39
	TAPC-3045- SN	736.86	866.83	772.37	902.34	727.97	796.14	745.73	813.90
	TAPC-3090- SN	807.88	937.85	843.39	973.36	798.99	867.16	816.75	884.92

Planes Training Table Modesty Panels



TAOM
Class TA1

Features

- Includes modesty panel and attachment hardware.
- Modesty Panels are 11.59”(294mm)H (actual) and 0.56”(14mm) thick.
- Modesty Panels are mounted 1.4”(36mm) below the table top to allow for wire pass-through.
- Finish surface is non-tackable.
- Hinged bracket allows for table nesting without modesty panel removal.
- Modesty panel is removable. Modesty bracket snaps into the table brackets. No tools required.
- Screen and hardware are field installed.

Specification Tips

- Modesty Panels are available for use on Training Tables in shapes/sizes indicated. Refer to Specification Guide for application guidelines.
- Not to be used with 20”(508mm)D Non-Flip Top Training Tables.

To Order, Specify:

1) Product number, including:

1 Modesty Panel Options:

- F** Full width (add **\$70.33** list)
- P** Powered Table

2) Surface Colors Options:

Fabric:

-Fabric Color

Laminate:

- Laminate Surface Color
- Edgeband trim color

Wood:

-Wood Finish Color*

Note: Modesty Panel Options:

-(F) Full-width modesty panel will be width of the rectangular table and not for use with tables that are connected with 2-Circuit Modular Power or Quick Connect Two electrical components.

-(P) Must be ordered for tables with 2-Circuit Modular Power or Flip Top Units with Quick Connect Two Power base feed. Modesty Panels are inset 3”(76mm) from each end.

Table Width	Option (P)	Option (F)	Number	Fabric						
	Modesty Actual Width	Modesty Actual Width		1	A	B	C	D	E	F
Rectangle										
36”(914mm)	29.5”(749mm)	35.5”(902mm)	TAOM-1336-F	\$369.23	\$ 457.12	\$ 474.75	\$ 495.85	\$ 527.46	\$ 559.12	\$ 597.80
42”(1067mm)	35.5”(902mm)	41.5”(1054mm)	TAOM-1342-F	430.77	518.66	536.29	557.39	589.00	620.66	659.34
48”(1219mm)	41.5”(1064mm)	47.5”(1207mm)	TAOM-1348-F	492.31	580.20	597.83	618.93	650.54	682.20	720.88
54”(1372mm)	47.5”(1207mm)	53.5”(1359mm)	TAOM-1354-F	553.85	641.74	659.37	680.47	712.08	743.74	782.42
60”(1524mm)	53.5”(1369mm)	59.5”(1511mm)	TAOM-1360-F	615.39	703.28	720.91	742.01	773.62	805.28	843.96
66”(1676mm)	59.5”(1511mm)	65.5”(1664mm)	TAOM-1366-F	676.93	764.82	782.45	803.55	835.16	866.82	905.50
72”(1829mm)	65.5”(1664mm)	71.5”(1816mm)	TAOM-1372-F	738.47	826.36	843.99	865.09	896.70	928.36	967.04
78”(1981mm)	71.5”(1816mm)	77.5”(1969mm)	TAOM-1378-F	800.01	887.90	905.53	926.63	958.24	989.90	1028.58
84”(2134mm)	77.5”(1969mm)	83.5”(2121mm)	TAOM-1384-F	861.55	949.44	967.07	988.17	1019.78	1051.44	1090.12
90”(2286mm)	83.5”(2121mm)	89.5”(2273mm)	TAOM-1390-F	923.09	1010.98	1028.61	1049.71	1081.32	1112.98	1151.66
96”(2438mm)	89.5”(2273mm)	95.5”(2426mm)	TAOM-1396-F	984.63	1072.52	1090.15	1111.25	1142.86	1174.52	1213.20
Polygon										
55”(1397mm)	41.5”(1054mm)		TAOM-1348-FP	\$492.31	\$ 580.20	\$ 597.83	\$ 618.93	\$650.54	\$682.20	\$ 720.88
66”(1676mm)	47.5”(1207mm)	53.5”(1359mm)	TAOM-1354-F	553.85	641.74	659.37	680.47	712.08	743.74	782.42
Trapezoid										
60”(1524mm)	28”(711mm)		TAOM-1360-FP	\$ 615.39	\$ 703.28	\$ 720.91	\$ 742.01	\$ 773.62	\$805.28	\$ 843.96
Half Round										
60”(1524mm)	53.5”(1359mm)	59.5”(1511mm)	TAOM-1360-F	\$ 615.39	\$ 703.28	\$ 720.91	\$ 742.01	\$ 773.62	\$805.28	\$ 843.96

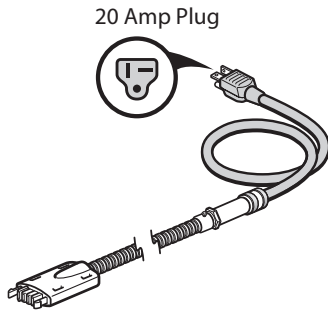
Planes Training Table Modesty Panels

Table Width	Option (P) Modesty Actual Width	Option (F) Modesty Actual Width	Number ①	HPL A	B
Rectangle					
36"(914mm)	29.5"(749mm)	35.5"(902mm)	TAOM-1336-L	\$ 197.78	\$ 207.78
42"(1067mm)	35.5"(902mm)	41.5"(1054mm)	TAOM-1342-L	228.65	241.15
48"(1219mm)	41.5"(1054mm)	47.5"(1207mm)	TAOM-1348-L	259.52	274.52
54"(1372mm)	47.5"(1207mm)	53.5"(1359mm)	TAOM-1354-L	290.39	307.89
60"(1524mm)	53.5"(1359mm)	59.5"(1511mm)	TAOM-1360-L	321.26	341.26
66"(1676mm)	59.5"(1511mm)	65.5"(1664mm)	TAOM-1366-L	352.13	374.63
72"(1829mm)	65.5"(1664mm)	71.5"(1816mm)	TAOM-1372-L	383.00	408.00
78"(1981mm)	71.5"(1816mm)	77.5"(1969mm)	TAOM-1378-L	413.87	441.37
84"(2134mm)	77.5"(1969mm)	83.5"(2121mm)	TAOM-1384-L	444.74	474.74
90"(2286mm)	83.5"(2121mm)	89.5"(2273mm)	TAOM-1390-L	475.61	508.11
96"(2438mm)	89.5"(2273mm)	95.5"(2426mm)	TAOM-1396-L	506.48	541.48
Polygon					
55"(1397mm)	41.5"(1054mm)		TAOM-1348-LP	\$ 259.52	\$ 274.52
66"(1676mm)	47.5"(1207mm)	53.5"(1359mm)	TAOM-1354-L	290.39	307.89
Trapezoid					
60"(1524mm)	28"(711mm)		TAOM-1360-LP	\$ 321.26	341.26
Half Round					
60"(1524mm)	53.5"(1359mm)	59.5"(1511mm)	TAOM-1396-L	\$ 321.26	341.26

Table Width	Option (P) Modesty Actual Width	Option (F) Modesty Actual Width	Number ①	HPL A	B
Rectangle					
36"(914mm)	29.5"(749mm)	35.5"(902mm)	TAOM-1336-W	\$ 321.46	\$ 365.42
42"(1067mm)	35.5"(902mm)	41.5"(1054mm)	TAOM-1342-W	383.25	438.20
48"(1219mm)	41.5"(1054mm)	47.5"(1207mm)	TAOM-1348-W	445.04	510.98
54"(1372mm)	47.5"(1207mm)	53.5"(1359mm)	TAOM-1354-W	506.83	583.76
60"(1524mm)	53.5"(1359mm)	59.5"(1511mm)	TAOM-1360-W	568.62	656.54
66"(1676mm)	59.5"(1511mm)	65.5"(1664mm)	TAOM-1366-W	630.41	729.32
72"(1829mm)	65.5"(1664mm)	71.5"(1816mm)	TAOM-1372-W	692.20	802.10
78"(1981mm)	71.5"(1816mm)	77.5"(1969mm)	TAOM-1378-W	753.99	874.88
84"(2134mm)	77.5"(1969mm)	83.5"(2121mm)	TAOM-1384-W	815.78	947.66
90"(2286mm)	83.5"(2121mm)	89.5"(2273mm)	TAOM-1390-W	877.57	1020.44
96"(2438mm)	89.5"(2273mm)	95.5"(2426mm)	TAOM-1396-W	939.36	1093.22
Polygon					
55"(1397mm)	41.5"(1054mm)		TAOM-1348-WP	\$ 445.04	\$ 510.98
66"(1676mm)	47.5"(1207mm)	53.5"(1359mm)	TAOM-1354-W	506.83	583.76
Trapezoid					
60"(1524mm)	28"(711mm)		TAOM-1360-WP	\$ 568.62	\$ 656.54
Half Round					
60"(1524mm)	53.5"(1359mm)	59.5"(1511mm)	TAOM-1360-W	\$ 568.62	\$ 656.54

Planes Training Table Modular Power Components

Single Circuit Corded Base Feed — for use with 2-Circuit, 20 Amp



EAEB-2024-2C
Class TA1



Feature

- Includes one 24”(610mm) black cord with NEMA 5-20P plug plus a 48”(1219mm) flexible metal conduit (unpainted) with modular male connector standard in black.

Specification Tips

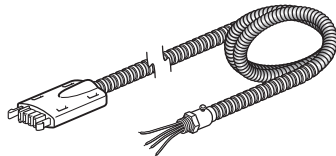
- For use on Planes C-Leg Training Tables only.
- Provides power to circuit one only.
- For use with 120 volt 60 hertz power source only.
- Electric application requires prior approval by authority having jurisdiction.
- Base Feed accesses common ground only.
- Requires a 20 Amp, 125 volt power receptacle (NEMA 5 20-R) for connection to building power (not included).
- Not for use in Canada due to electrical code restrictions.
- Corded Base Feed is PVC free.

To Order, Specify:

- 1) Product number.
(No finish specification required.)

Description	Number	Price
20 Amp (USA Only)	EAEB-2024-2C	\$573.02

Hardwire Modular Base Feed — 2-Circuit



EAEB
Class TA1



Feature

- Includes one flexible metal conduit (unpainted) base feed with four 12-gauge wires for up to two 20 Amp circuits of power and one modular male connector standard in black.

Specification Tips

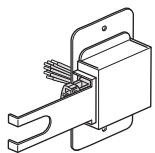
- For 2-circuit modular power components. Do not mix with other systems.
- For use for floor, column or wall hardwire connections.
- For use with 120 volt 60 hertz power source only.
- Electric application requires prior approval by authority having jurisdiction.
- Base Feed accesses common ground only.

To Order, Specify:

- 1) Product number.
(No finish specification required.)

Description	Length	Number	Price
20 Amp	48”(1219mm)	EAEB-2048-2H	\$ 171.72
	60”(1524mm)	EAEB-2060-2H	189.78
	72”(1829mm)	EAEB-2072-2H	207.84
	96”(2438mm)	EAEB-2096-2H	243.96
	120”(3048mm)	EAEB-20C0-2H	280.08
	180”(4572mm)	EAEB-20J0-2H	370.38
	240”(6096mm)	EAEB-20Q0-2H	460.68
	300”(7620mm)	EAEB-20W0-2H	550.98

Wall Feed — 2-Circuit



EAWP-0004-21
Class TA1



Features

- Includes one 2-circuit wall feed with female connector and four 12-gauge wires for up to two 20 Amp circuits.
- Standard in black.

Specification Tips

- For use with 2-Circuit components only. Do not mix with other power systems.
- For use with separately specified 2-circuit Pass-Through Connector.
- For use with 120 volt 60 hertz power source only.
- Electric application requires prior approval by authority having jurisdiction.
- For mounting on vertical surfaces only.

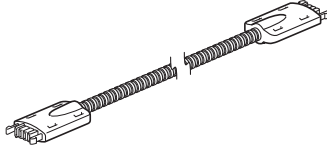
To Order, Specify:

- 1) Product number.
(No finish specification required.)

Number	Price
EAWP-0004-21	\$161.76

Planes Training Table Modular Power Components

Pass-Through Connector — 2-Circuit



EAEJ
Class TA1



Features

- Includes one flexible metal conduit (unpainted) connector with modular male connectors standard in black.
- System is 4-wire with 2 circuits, 20 Amps each.
- Modular connectors are PVC-free.

Specification Tips

- For use with other 2-Circuit components only. Do not mix with other systems.
- Required for use with wall feed component to bring building power to Planes Training tables or for use to pass power between tables.
- **For use with 120 volt 60 hertz power source only.**
- **Electric application requires prior approval by authority having jurisdiction.**
- Pass-Through Connectors cannot be coupled together; separately specify Four-Port Splitter to connect Pass-Through Connectors.

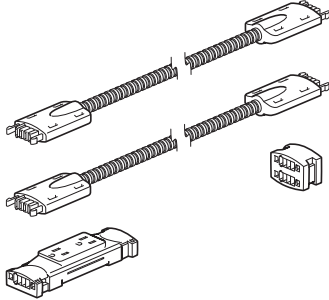
To Order, Specify:

- 1) Product number. (No finish specification required.)

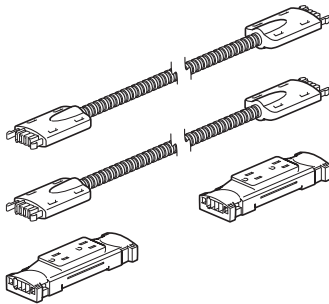
Connector Width	Number	Price
10"(254mm)	EAEJ-0010-2	\$ 105.44
18"(457mm)	EAEJ-0018-2	117.52
24"(610mm)	EAEJ-0024-2	126.57
30"(762mm)	EAEJ-0030-2	135.62
36"(914mm)	EAEJ-0036-2	144.67
42"(1067mm)	EAEJ-0042-2	153.72
48"(1219mm)	EAEJ-0048-2	162.77
54"(1372mm)	EAEJ-0054-2	171.82
60"(1524mm)	EAEJ-0060-2	180.87
66"(1676mm)	EAEJ-0066-2	189.92
72"(1829mm)	EAEJ-0072-2	198.97
78"(1981mm)	EAEJ-0078-2	208.02
96"(2438mm)	EAEJ-0096-2	235.17

Planes Training Table Modular Power Components

Modular Power Kits — 2-Circuit



One receptacle



EAEM Two receptacles
Class TA1



Features

- Kit with one receptacle includes two Pass-Through Connectors with flexible metal conduit (unpainted) with modular male connectors standard in black, one duplex receptacle (NEMA 5-15R configuration) and one Four-Port Splitter both standard in black.
- Kit with two receptacles includes two Pass-Through Connectors with flexible metal conduit (unpainted) with modular male connectors standard in black and two duplex receptacles (NEMA 5-15R configuration) standard in black.
- Receptacle(s) have two 15 Amp outlets (NEMA 5-15R configuration).
- Kit with one receptacle includes a circuit one receptacle.
- Kit with two receptacles includes a circuit one and a circuit two receptacle.
- Receptacles are circuit specific, accessing only common ground.
- System is 4-wire with 2 circuits; system rated for 20 Amps.
- Components are PVC-free.

Specification Tips

- **Designed for use with Planes C-Leg Training Tables only.**
- Included Pass-Through Connector is for use with in-line Planes Training Table applications; additional Pass-Through Connectors may be required for non-linear table applications.
- For use with separately specified corded Flip Top Unit.
- Separately specified table ganging mechanisms are required.
- **For use with 120 volt 60 hertz power source only.**
- **Electric application requires prior approval by authority having jurisdiction.**
- Up to 13 duplex receptacles allowed per circuit. (10 duplex receptacles in Canada)
- Up to 26 duplex receptacles per hardwired modular base feed. (20 duplex receptacles in Canada)

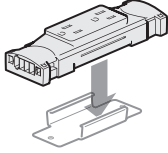
To Order, Specify:

- 1) Product number.
(No finish specification required.)

Table Width	Number of Receptacles	Number	Price
Rectangle			
36"(914mm)	1	EAEM-3624-2JB	\$498.91
42"(1067mm)	2	EAEM-4224-2JB	506.15
48"(1219mm)	2	EAEM-4824-2JB	513.39
54"(1372mm)	2	EAEM-5424-2JB	520.63
60"(1524mm)	2	EAEM-6024-2JB	527.87
66"(1676mm)	2	EAEM-6624-2JB	535.11
72"(1829mm)	2	EAEM-7224-2JB	542.35
78"(1981mm)	2	EAEM-7824-2JB	549.59
84"(2134mm)	2	EAEM-8424-2JB	556.83
90"(2286mm)	2	EAEM-9024-2JB	564.07
96"(2438mm)	2	EAEM-9624-2JB	571.31
Polygon			
55"(1397mm)	2	EAEM-5524-2JB	\$ 527.87
66"(1676mm)	2	EAEM-6624-2JBP	535.11
Trapezoid			
60"(1524mm)	2	EAEM-6024-2JBT	\$ 513.39
Crescent			
68"(1727mm)	2	EAEM-6824-2JB	\$542.35
Half Round			
60"(1524mm)	2	EAEM-6024-2JBH	\$ 527.87

Planes Training Table Modular Power Components

Receptacles — 15 Amp 2-Circuit



EAER
Class TA1



Features

- Includes one modular 15 Amp duplex receptacle (NEMA 5-15R) with integral latching system.
- Receptacles are PVC-free and standard in black.

Specification Tips

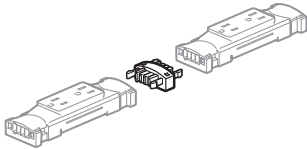
- For use with 2-Circuit components only. Do not mix with other power systems.
- Receptacle(s) are included with Modular Power Kits.
- **For use with 120 volt 60 hertz power source only.**
- **Electric application requires prior approval by authority having jurisdiction.**
- Up to 13 duplex receptacles allowed per circuit. (10 duplex receptacles in Canada)
- Up to 26 duplex receptacles per hardwired modular base feed. (20 duplex receptacles in Canada)

To Order, Specify:

- 1) Product number.
(No finish specification required.)

Description	Circuit Access	Number	Price
2-Circuit	1	EAER-0015-21G	\$108.47
	2	EAER-0015-22G	108.47

Receptacle Block Connector



EAED-0000-22
Class TA1



Features

- Includes one receptacle block connector.
- Receptacle Block Connectors are PVC-free and standard in black.

Specification Tips

- For use with 2-Circuit components only. Do not mix with other power systems.
- Used for connecting two receptacles.
- **For use with 120 volt 60 hertz power source only.**
- **Electric application requires prior approval by authority having jurisdiction.**

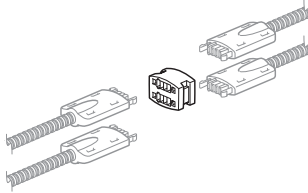
To Order, Specify:

- 1) Product number.
(No finish specification required.)

Description	Number	Price
2-Circuit, 2-Port	EAED-0000-22	\$23.49

Planes Training Table Modular Power Components

Four-Port Splitter



EAED-0000-24
Class TA1



Features

- Includes one four-port splitter.
- Four-Port Splitters are PVC-free and standard in black.

Specification Tips

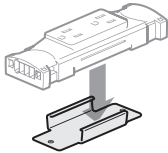
- For use with 2-Circuit components only. Do not mix with other power systems.
- Used for connecting pass-through connectors.
- Four-Port Splitters are included with Modular Power Kits.
- **For use with 120 volt 60 hertz power source only.**
- **Electric application requires prior approval by authority having jurisdiction.**

To Order, Specify:

- 1) Product number.
(No finish specification required.)

Description	Number	Price
2-Circuit, 4-Port	EAED-0000-24	\$42.54

Mounting Bracket — Receptacle



TA01-0224
Class TA1

Features

- Includes one mounting bracket and mounting screws.
- Standard in black.
- Field installed.

Specification Tips

- For use to mount receptacles to table bottom in reconfiguration applications if needed.
- Mounting Brackets are included with all Planes C-Leg Training Tables.

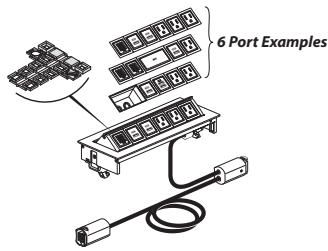
To Order, Specify:

- 1) Product number.
(No finish specification required.)

Description	Number	Price
	TA01-0224	\$8.81

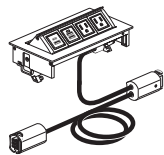
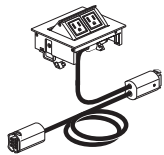
Planes Training Table Modular Power Components

Quick Connect Two Power — Flip Top Unit with Smooth Bezel



6 Port Examples

EUQ1-QSIP
(6 port Quick Connect Two)



EUQ1-QSIP
(2-4 port Quick Connect Two)
Class YA



Features

- Includes flip top with smooth bezel module with 2, 4, or 6 ports configured with simplex outlets (NEMA 5-15R), USB charging port (USB-C 60W, Smart USB-A+C), data port(s) or cable bay, 60" (1524mm) modular connectors (one female, one male) and mounting hardware.
- Modular connection provides power distribution between tables.
- Non-sequential modular power connections allow easy table reconfiguration.
- Data jack adapters accommodate most varieties of field supplied data jacks or separately specified AV cables. Occupies one port.
- Each cable bay can accept up to two pull out data/AV cables.
- Smart USB-A+C can provide fast charge for a mobile phone and tablets. Occupies one charging port.
- USB-C 60W can charge phone, tablets and some laptops. Occupies two ports.
- Smooth bezel is painted and features non mitered corners.
- Port color is either black or white based on smooth bezel color.
- Flip top unit is flush mounted with spring release cover.
- Flip top unit overall height is 2 3/4" (70mm) and will extend below the table top.

Specification Tips

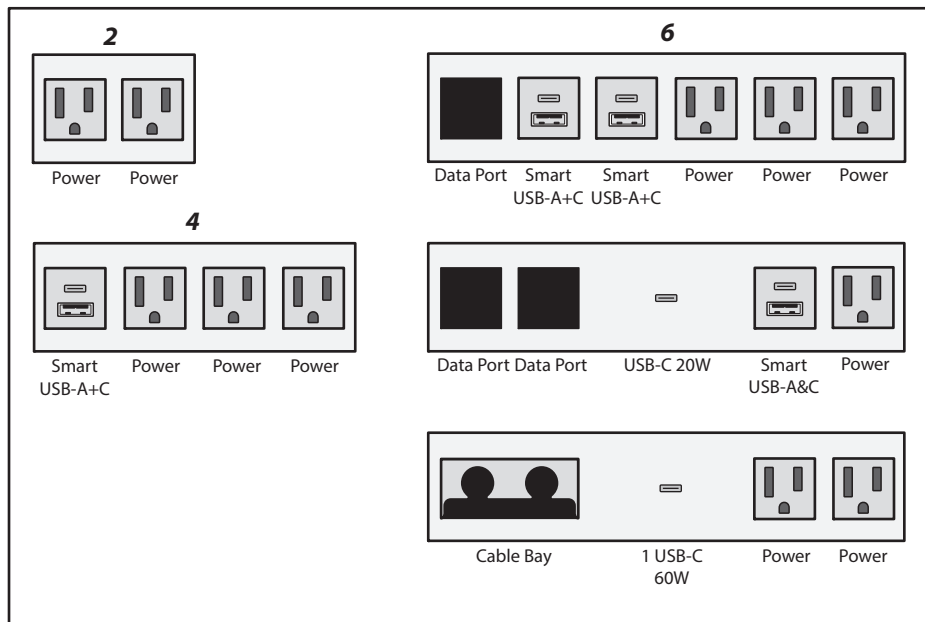
- Applications may have up to eight modular connections; a combination of eight Flip Top Units with Smooth Bezel and/or Pass-Through Connectors per Starter Box.
- **Separately specify Starter Box to provide power to Flip Top Units with Smooth Bezel.**
- Furniture that shares electrical connections must be mechanically connected to each other.
- Recommend ganging mechanisms (TA01-0222) for table applications.
- Cable bay cannot be retrofitted to accept data jacks.
- **For use with 120 volt 60 hertz power source only.**
- Application may require approval of local authority having jurisdiction (AHJ); ensure compliance before placing orders and installation.

To Order, Specify:

- 1) Product number.
 - TR-PM1 Silver/White
 - TR-PM2 Midnight Black/Black
 - TR-PM8 Matte White/White
 - TR-PM9 Matte Grey/Black
- 2) Finish color for Bezel/Port.

Note: Order flip top units to match flip top unit cutout option specified for each table (A/B, F/V or J/K).

2, 4, and 6 Port Examples



Planes Training Table Modular Power Components

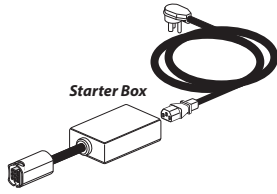
Quick Connect Two Power — Flip Top Unit with Smooth Bezel

Bezel Width	Bezel Depth	Port	Configuration	Flip Top Unit Cutout Code Options	Number	Price
Single Circuit Base Feed Power						
5.25"(127mm)	4.38"(102mm)	2	1 Power Receptacle, 1 Smart USB-A+C Charging	A, B	EUQ1-Q51P-101000	853.18
			1 Power Receptacle, 1 Data Port	A, B	EUQ1-Q51P-100010	734.50
			2 Power Receptacles	A, B	EUQ1-Q51P-200000	741.80
8.31"(203mm)	4.38"(102mm)	4	1 Power Receptacle, 1 Smart USB-A+C Charging, 1 Cable Bay	F, V	EUQ1-Q51P-101001	1095.68
			1 Power Receptacle, 1 Data Port, 1 Cable Bay	F, V	EUQ1-Q51P-100011	977.00
			1 Power Receptacle, 1 Smart USB-A+C Charging, 1 USB-C 60W Charging, 1 USB-C 60W Charging	F, V	EUQ1-Q51P-110100	1210.62
			1 Power Receptacle, 2 Smart USB-A+C Charging, 1 Data Port	F, V	EUQ1-Q51P-111010	1001.14
			2 Power Receptacles, 1 Cable Bay	F, V	EUQ1-Q51P-200001	984.30
			2 Power Receptacles, 1 Smart USB-A+C Charging, 1 Data Port	F, V	EUQ1-Q51P-201010	889.76
			2 Power Receptacles, 2 Smart USB-A+C Charging	F, V	EUQ1-Q51P-211000	1008.44
			2 Power Receptacles, 1 USB-C 60W Charging	F, V	EUQ1-Q51P-200100	1099.24
			2 Power Receptacles, 2 Data Ports	F, V	EUQ1-Q51P-200020	771.08
			3 Power Receptacles, 1 Smart USB-A+C Charging	F, V	EUQ1-Q51P-301000	897.06
			3 Power Receptacles, 1 Data Port	F, V	EUQ1-Q51P-300010	778.38
11.25"(286mm)	4.38"(102mm)	6	1 Power Receptacle, 2 Smart USB-A+C Charging, 1 Data Port, 1 Cable Bay	J, K	EUQ1-Q51P-111011	1243.69
			1 Power Receptacle, 2 Smart USB-A+C Charging, 3 Data Ports	J, K	EUQ1-Q51P-111030	1030.47
			1 Power Receptacle, 1 Smart USB-A+C Charging, 1 USB-C 60W Charging, 1 Cable Bay	J, K	EUQ1-Q51P-101101	1453.17
			1 Power Receptacle, 1 Smart USB-A+C Charging, 1 USB-C 60W Charging, 2 Data Ports	J, K	EUQ1-Q51P-101120	1239.95
			1 Power Receptacle, 1 Smart USB-A+C Charging, 2 Data Ports, 1 Cable Bay	J, K	EUQ1-Q51P-101021	1125.01
			1 Power Receptacle, 1 USB-C 60W Charging, 3 Data Ports	J, K	EUQ1-Q51P-100130	1121.27
			1 Power Receptacle, 3 Data Ports, 1 Cable Bay	J, K	EUQ1-Q51P-100031	1006.33
			2 Power Receptacles, 2 Smart USB-A+C Charging, 1 Cable Bay	J, K	EUQ1-Q51P-211001	1250.99
			2 Power Receptacles, 1 Smart USB-A+C Charging, 1 USB-C 60W Charging, 1 Data Port	J, K	EUQ1-Q51P-201110	1247.25
			2 Power Receptacles, 2 Smart USB-A+C Charging, 2 Data Ports	J, K	EUQ1-Q51P-211020	1037.77
			2 Power Receptacles, 1 USB-C 60W Charging, 2 Data Ports	J, K	EUQ1-Q51P-200120	1128.57
			2 Power Receptacles, 1 USB-C 60W Charging, 1 Cable Bay	J, K	EUQ1-Q51P-200101	1341.79
			2 Power Receptacles, 2 Data Ports, 1 Cable Bay	J, K	EUQ1-Q51P-200021	1013.63
			2 Power Receptacles, 4 Data	J, K	EUQ1-Q51P-200040	800.41
			3 Power Receptacles, 1 Smart USB-A+C Charging, 1 Cable Bay	J, K	EUQ1-Q51P-301001	1139.61
			3 Power Receptacles, 1 USB-C 60W Charging, 1 Data Port	J, K	EUQ1-Q51P-300110	1135.87
3 Power Receptacles, 1 Data Port, 1 Cable Bay	J, K	EUQ1-Q51P-300011	1020.93			
3 Power Receptacles, 2 Smart USB-A+C Charging, 1 Data Port	J, K	EUQ1-Q51P-311010	1045.07			
3 Power Receptacles, 1 Smart USB-A+C Charging, 2 Data Ports	J, K	EUQ1-Q51P-301020	926.39			
3 Power Receptacles, 3 Data Ports	J, K	EUQ1-Q51P-300030	807.71			

Planes Training Table Modular Power Components

Quick Connect Two Power — Flip Top Unit with Smooth Bezel

Starter Box



EUQB-0072-1
Class YA



Features

- Includes 10'(3048mm) 15 Amp cord with plug (NEMA 5-15P) starter box with female connector and attachment material.
- Starter box with 12 Amp breaker features system indicator to limit number of connections.

Specification Tips

- Modular Connection attaches to a Quick Connect Two Smooth Bezel Flip Top Unit or Pass-Through Connector.
- Plug connects to building power receptacle (NEMA 5-15R).
- Applications may have up to eight modular connections; eight Flip Top Units with Smooth Bezel and/or Pass-Through Connectors per Starter Box.
- **For use with 120 volt 60 hertz power source only.**
- Refer to Specification Guide for application guidelines.
- Application may require approval of local authority having jurisdiction (AHJ); ensure compliance before placing orders and installation.

To Order, Specify:

- 1) Product number.
(No finish specification required.)

Length	Number	Price
10'(3048mm)	EUQB-0072-1	\$1027.61

Pass-Through Connector



EUQJ-1
Class YA



Features

- Includes 36"(914mm) or 60"(1524mm) Pass-Through Connector with male and female connections.
- For use when additional length is required between Quick Connect Two Smooth Bezel Flip Top Units with Smooth Bezel.

Specification Tips

- Needed for rectangular surfaces greater than 60"(1524mm).
- May be needed for non-linear powered Table applications.
- **For use with 120 volt 60 hertz power source only.**
- Refer to Specification Guide for application guidelines.
- Application may require approval of local authority having jurisdiction (AHJ); ensure compliance before placing orders and installation.

To Order, Specify:

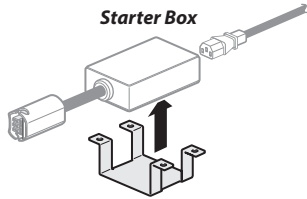
- 1) Product number.
(No finish specification required.)

Length	Number	Price
36"(914mm)	EUQJ-0036-1	\$203.46
60"(1524mm)	EUQJ-0060-1	203.46

Planes Training Table Modular Power Components

Quick Connect Two Power — Flip Top Unit with Smooth Bezel

Starter Box Bracket



TA01-0227
Class TA1

Features

- Includes one starter box bracket for mounting starter box under table (outside of stretcher).
- Standard in black.
- Field installed.

Specification Tips

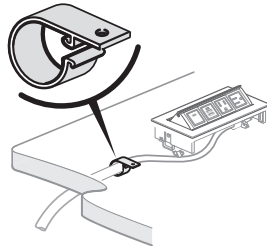
- Recommended to secure Starter Box.
- For use with tables without trough/stretcher.

To Order, Specify:

- 1) Product number.
(No finish specification required.)

Number	Price
TA01-0227	\$21.35

Wire Manager Clips



TA01-0225
Class TA1

Features

- Includes ten wire manager clips and screws.
- Standard in black plastic.
- Field installed.

Specification Tip

- Specify for cord management as needed.

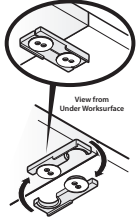
To Order, Specify:

- 1) Product number.
(No finish specification required.)

Number	Price
TA01-0225	\$35.17

Planes Training Table Accessories

Ganging Mechanism



TA01-0222
(one set)
Class TA1

Features

- Includes four (two sets) ganging mechanisms and attachment hardware.
- Standard in black.
- Ganging Mechanism required for in-line powered Planes C-Leg and Y-Leg Training Tables.
- Field installed.

Specification Tip

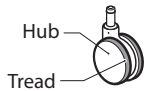
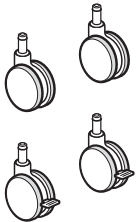
- Planes C-Leg Training Tables are drilled for ganging mechanisms.

To Order, Specify:

- 1) Product number.
(No finish specification required.)

Number	Price
TA01-0222	\$169.09

Casters



TA01-0216
Class TA1

Features

- Includes 4 casters: 2 locking, 2 non-locking.
- Casters are available with:
Light platinum or fog hub with graphite tread, or black hub with black tread.
- Field installed.

Specification Tips

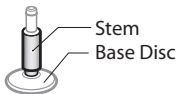
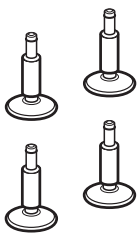
- Casters are for use with Planes C-Leg and Y-Leg Training Tables and carts.
- Casters and glides are field interchangeable.

To Order, Specify:

- 1) Product number.
- 2) Trim color for hub.

Number	Price
TA01-0216	\$53.60

Glides



TA01-0215
Class TA1

Features

- Includes 4 adjustable glides.
- Glides have 0.5" (13mm) height adjustment.
- Glides stems are either painted (specify paint trim color) or polished aluminum.
- Glide base disc is available in light platinum, fog or black (specify trim color).
- Field installed.

Specification Tips

- Glides are for use with Planes C-Leg and Y-Leg Training Tables and carts.
- Casters and glides are field interchangeable.

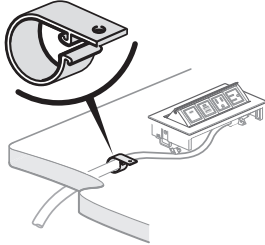
To Order, Specify:

- 1) Product number.
- 2) Stem trim color (for painted Glide).
- 3) Base Disc trim color.

Description	Number	Price
Painted Stem	TA01-0215	\$186.51
Polished Stem	TA01-0223	\$186.51

Planes Training Table Accessories

Wire Manager Clips



TA01-0225
Class TA1

Features

- Includes ten wire manager clips and screws.
- Standard in black.
- Field installed.

Specification Tip

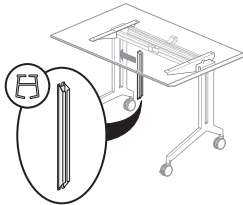
- Specify for cord management as needed.

To Order, Specify:

- 1) Product number.
(No finish specification required.)

	Number	Price
	TA01-0225	\$35.17

Vertical Wire Manager



TA01-0228
Class TA1

Features

- Includes one plastic wire manager.
- Standard in black.
- Field installed.

Specification Tip

- For use on Planes C-Leg Training Tables for wire management.
- Snaps into top portion of C-leg base.

To Order, Specify:

- 1) Product number.
(No finish specification required.)

Length	Number	Price
16"(406mm)	TA01-0228-F	\$65.07

Grommet



WQAG-PS
Class PT

Features

- Includes one 3"(76mm) diameter grommet with cover.
- Requires 2.75"(70mm) diameter field drilled hole.
- Field installed.

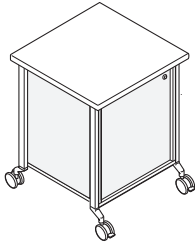
To Order, Specify:

- 1) Product number.
- 2) Trim color.

Top Thickness	Number	Price
1.18"(30mm)	WQAG-0303-PS	\$68.40

Planes Cart

Small Media



GAKF-1919
Class TA1

Features

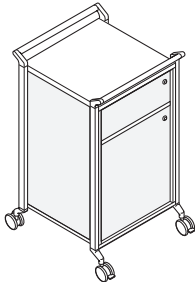
- Includes cart with one door, shelf and hardware.
- High-Pressure Laminate (HPL) with 1mm edgeband.
- Rails are aluminum and available in metallic trim colors only.
- Cart top has overhang with 22" (559mm) x 22.5" (572mm) usable top surface.
- Standard with one adjustable shelf – 1" (25mm) increments.
- Cart door has touch latch with locking option.
- Optional locks are available in black or chrome.
- For lock options refer to Lock Program Price List.
- Optional casters or glides are field interchangeable:
 - Casters (two locking/two non-locking) are available with:
 - Light platinum or fog hub with graphite tread, or black hub with black tread.
- Optional glides (four) are available in light platinum, fog or black with 0.5" (13mm) height adjustment.
 - Glide stem is painted to match base; glide base disc color must be specified.
- Cart interior dimensions: 17.38" (441mm) W x 21.62" (549mm) H x 16.88" (429mm) D
- Cart door opening: 16.5" (419mm) W x 21.62" (549mm) H
- Ships assembled.

To Order, Specify:

- Product number, including:
 - Door Locking Option:**
 - N** Non-locking
 - A** Locking (add **\$104.30** list)
 - Base Option:**
 - C** Caster
 - G** Glide
- Laminate surface color.
- Edge trim color.
- Rail trim color. (Metallic and accent trim colors only.)
- Caster/Glide base disc trim color:
 - Black – TR-F
 - Fog – TR-7
 - Light Platinum – TR-LPL
- Lock plug trim color.
 - Black – LR-BL
 - Chrome – LR-BP

Height	Depth	Width	Number	①②	HPL A	B
Laminate						
29" (737mm)	22" (559mm)	22.5" (572mm)	GAKF-1919-LJ	SN ■ ■ 4	\$1985.64	\$2093.81

Medium Media



GAKE-1919
Class TA1

Features

- Includes cart with four doors and hardware.
- High-Pressure Laminate (HPL) with 1mm edgeband.
- Standard with dual handles.
- Rails and handles are aluminum and available in metallic trim colors only.
- Cart standard with 2.75" (70mm) diameter bottom cutout for wire access to floor. Optional grommet separately specified for field retrofitting.
- Cart door configuration:
 - 6.38" (162mm)H upper touch latch flap door in front and back that folds down flat to allow air flow and is standard with locking option
 - 21.75" (552mm) lower touch latch door in front and back with locking option with adjustable shelf in 1" (25mm) increments
- 4" (102mm)D full-height enclosure in front for power and cable management.
- Optional locks are available in black or chrome.
- For lock options refer to Lock Program Price List.
- Optional casters or glides are field interchangeable:
 - Casters (two locking/two non-locking) are available with:
 - Light platinum or fog hub with graphite tread, or black hub with black tread.
- Optional glides (four) are available in light platinum, fog or black with 0.5" (13mm) height adjustment.
 - Glide stem is painted to match base; glide base disc color must be specified.
- Glides are light platinum with 0.5" (13mm) height adjustment.
- Ships assembled.

Specification Tip

The following Planes products are separately specified:
–Grommet

To Order, Specify:

- Product number, including:
 - Door Locking Option:**
 - N** Non-locking
 - A** Locking (add **\$104.30** list)
 - Base Option:**
 - C** Caster
 - G** Glide
- Laminate surface color.
- Edge trim color.
- Rail trim color. (Metallic and accent trim colors only.)
- Caster/Glide base disc trim color:
 - Black – TR-F
 - Fog – TR-7
 - Light Platinum – TR-LPL
- Lock plug trim color.
 - Black – LR-BL
 - Chrome – LR-BP

Height	Depth	Width	Number	①②	HPL A	B
Laminate						
36" (914mm)	19" (483mm)	19" (483mm)	GAKE-1919-LJ	SN ■ ■ 6	\$2715.79	\$2823.96

Planes Cart

Catering



GAKG-1935
Class TA1

Features

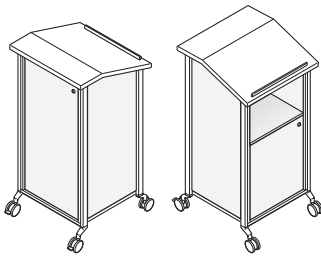
- Includes cart, shelf and shelf hardware.
- High-Pressure Laminate (HPL) with 1mm edgeband.
- Standard with dual handles.
- Rails and handles are aluminum and available in metallic trim colors only.
- Standard with center adjustable shelf; 3.5" (89mm) increments.
- Each cart end has upper and lower open stationary shelves with shelf rails to accommodate beverage containers.
- Optional casters or glides are field interchangeable:
 - Casters (two locking/two non-locking) are available with:
 - Light platinum or fog hub with graphite tread, or black hub with black tread.
- Optional glides (four) are available in light platinum, fog or black with 0.5" (13mm) height adjustment.
 - Glide stem is painted to match base; glide base disc color must be specified.
- Ships assembled.

To Order, Specify:

- 1) Product number, including:
 - 1 Base Option:**
 - C** Caster
 - G** Glide
- 2) Laminate surface color.
- 3) Edge trim color.
- 4) Rail and handles trim color. (Metallic and accent trim colors only.)
- 5) Caster/Glide base disc trim color:
 - Black - TR-F
 - Fog - TR-7
 - Light Platinum - TR-LPL

Height	Depth	Width	Number	①	HPL	
					A	B
36"(914mm)	19"(483mm)	35.25"(895mm)	GAKG-1935-LJ	SNN 6	\$2402.85	\$2511.02

Podium



GAKD-1919
Class TA1

Features

- Includes podium, shelf and hardware.
- High-Pressure Laminate (HPL) with 1mm edgeband.
- Podium sloping top is 22.5" (572mm)W x 16.38" (416mm)D with paper ledge.
- Rails are aluminum and available in metallic trim colors only.
- Optional casters or glides are field interchangeable:
 - Casters (two locking/two non-locking) are available with:
 - Light platinum or fog hub with graphite tread, or black hub with black tread.
- Optional glides (four) are available in light platinum, fog or black with 0.5" (13mm) height adjustment.
 - Glide stem is painted to match base; glide base disc color must be specified.
- Podium doors are touch latch and available as all locking or all non-locking.
- Optional locks are available in black or chrome
- For lock options refer to Lock Program Price List.
- Podium user side has open shelf, lower storage with lockable touch latch door and one adjustable shelf.
- Podium back has touch latch, lockable full height door with full-height enclosure for power and cable management.
- Podium bottom has 2.75" (70mm) cutout for wire access to floor. Optional grommet can be ordered separately for field installation.
- Ships assembled.

Specification Tip

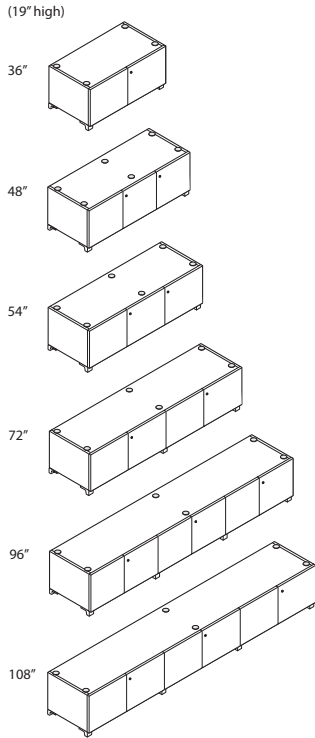
The following Planes products are separately specified:
–Grommet

To Order, Specify:

- 1) Product number, including:
 - 1 Door Locking Option:**
 - N** Non-locking, all
 - A** Locking (add \$104.30 list)
 - 2 Base Option:**
 - C** Caster
 - G** Glide
- 2) Laminate surface color.
- 3) Edge trim color.
- 4) Rail trim color. (Metallic and accent trim colors only.)
- 5) Caster/Glide base disc trim color:
 - Black - TR-F
 - Fog - TR-7
 - Light Platinum - TR-LPL
- 6) Lock plug trim color.
 - Black - LR-BL
 - Chrome - LR-BP

Height	Depth	Width	Number	①②	HPL	
					A	B
46"(1168mm)	22.25"(565mm)	22.5"(572mm)	GAKD-1919-LJ	SN 9	\$3343.54	\$3451.71

Planes Credenza Base – 19”H



GAC1
Class TA1

Features

- Includes 19”(483mm)H base cabinet with one or more shelves, doors, legs and hardware.
- **Credenza top is ordered separately.**
- High-Pressure Laminate (HPL) with 1mm edgeband or wood veneer with wood 1mm edgeband.
- Wood door fronts are matched veneer.
- 0.125”(3mm) reveal between credenza top and base
- Credenza base available in standard core.
- Cabinet doors have touch latches.
- Optional locks are available in Black or Chrome.
- For lock options refer to Lock Program Price List.
- Leg is 2.25”(57mm)H painted aluminum.
- Available with black glides only; 1.5”(38mm) height adjustment.
- Includes one adjustable shelf per cabinet with 1.25”(32mm) adjustment increments.
 - 36”(914mm)W has two doors and four legs
 - 48”(1219mm)W has three doors and four legs
 - 54”(1372mm)W has three doors and four legs
 - 72”(1829mm)W has four doors and six legs
 - 96”(2438mm)W has six doors and eight legs
 - 108”(2743mm)W has six doors and eight legs
- Ships unassembled.

Specification Tips

- **Must order a 1.18”(30mm) thick credenza top separately.**
- Grommets are ordered separately and requires field cutting and installation.

To Order, Specify:

- Product number, including:
 - 1 Locking Option:**
 - N** Non-locking
 - A** All locking (add **\$96.85** list)
- Laminate surface color or wood finish color.
- Edge trim color for laminate.
- Leg trim color.
- Lock plug trim color.
 - Black – LR-BL
 - Chrome – LR-BP

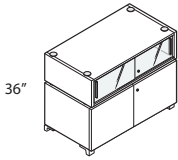
Note: \$66.79 upcharge list for Metallic trim colors.

Overall Height*	Depth	Width	Number	①	HPL		Wood	
					A	B	A	B
HPL								
19”(483mm)	20”(508mm)	36”(914mm)	GAC1-2036-LNSN	G2	\$ 1646.42	\$ 1746.86		
		48”(1219mm)	GAC1-2048-LNSN	G2	2184.44	2338.72		
		54”(1372mm)	GAC1-2054-LNSN	G2	2453.45	2634.65		
		72”(1829mm)	GAC1-2072-LNSN	G2	3260.48	3522.44		
		96”(2438mm)	GAC1-2096-LNSN	G2	4336.52	4706.16		
		108”(2743mm)	GAC1-20A8-LNSN	G2	4874.54	5298.02		
Wood								
19”(483mm)	20”(508mm)	36”(914mm)	GAC1-2036-WNSN	G2			\$ 2785.30	\$ 2855.82
		48”(1219mm)	GAC1-2048-WNSN	G2			3699.94	3827.90
		54”(1372mm)	GAC1-2054-WNSN	G2			4157.26	4313.94
		72”(1829mm)	GAC1-2072-WNSN	G2			5529.22	5772.06
		96”(2438mm)	GAC1-2096-WNSN	G2			7358.50	7716.22
		108”(2743mm)	GAC1-20A8-WNSN	G2			8273.14	8688.30

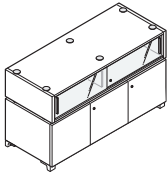
* Overall height includes credenza base, legs, reveal and separately specified credenza top.

Planes Credenza Base with Slider Unit — 29”H

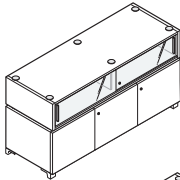
(29” high)



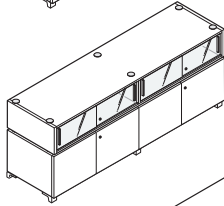
36”



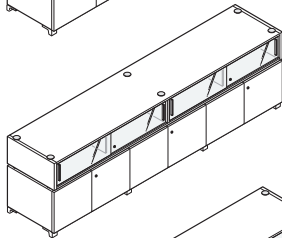
48”



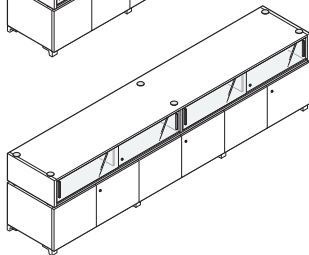
54”



72”



96”



108”

GAC2
Class TA1

Features

- Includes 19”(483mm)H base cabinet with one shelf, doors, legs and 10”(254mm)H upper slider unit with glass or translucent slider doors, pulls and hardware.
- **Credenza top is ordered separately.**
- High-Pressure Laminate (HPL) with 1mm edgeband or wood veneer with 1mm wood edgeband.
- Wood grain on door fronts of the base unit will be matched, while side panels of the base unit and slider may not have matching wood grain.
- 0.125”(3mm) reveal between base and slider unit and between slider unit and credenza top.
- Available in standard core.
- Cabinet doors have touch latches.
- Slider unit doors are glass or translucent with painted aluminum bar pulls.
- Optional locks are available in black or chrome.
- For lock options refer to Lock Program Price List.
- Leg is 2.25”(57mm)H painted metal.
- Available with black glides only; 1.5”(38mm) height adjustment.
- Cabinet includes one adjustable shelf per cabinet with 1.25”(32mm) adjustment increments.
 - 36”(914mm)W has two doors and four legs
 - 48”(1219mm)W has three doors and four legs
 - 54”(1372mm)W has three doors and four legs
 - 72”(1829mm)W has four doors and six legs
 - 96”(2438mm)W has six doors and eight legs
 - 108”(2743mm)W has six doors and eight legs
- Ships unassembled.

Specification Tip

- **Must order a 1.18”(30mm) thick credenza top separately.**

To Order, Specify:

1) Product number, including:

1 Locking Option:

- N** Non-locking
- A** All locking (add **\$193.71** list)
- L** Slider unit locking only (add **\$96.85** list)

- 2) Laminate surface color or wood finish color.
- 3) Edge trim color for laminate.
- 4) Leg and slider pull trim color.
- 5) Slider unit glass/translucent door.
- 6) Lock plug trim color.
 - Black - LR-BL
 - Chrome - LR-BP

Note: \$66.79 upcharge list for Metallic trim colors.

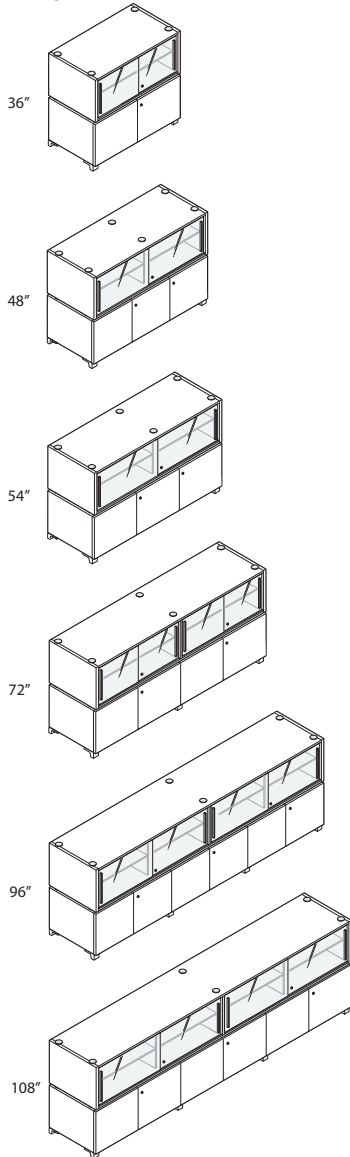
Planes Credenza Base with Slider Unit — 29”H

Overall Height*	Depth	Width	Number	①	Glass			Translucent
					A	C	F	
HPL – Grade A								
29”(737mm)	20”(508mm)	36”(914mm)	GAC2-2036-LGSN	G4	\$ 2541.37	\$ 3206.10	\$ 3506.24	\$ 2835.51
		48”(1219mm)	GAC2-2048-LGSN	G4	3383.61	4270.02	4670.14	3774.65
		54”(1372mm)	GAC2-2054-LGSN	G4	3804.73	4801.98	5252.09	4244.22
		72”(1829mm)	GAC2-2072-LGSN	G4	5068.09	6397.86	6997.94	5652.93
		96”(2438mm)	GAC2-2096-LGSN	G4	6752.57	8525.70	9325.74	7531.21
		108”(2743mm)	GAC2-20A8-LGSN	G4	7594.81	9589.62	10489.64	8470.35
HPL – Grade B								
29”(737mm)	20”(508mm)	36”(914mm)	GAC2-2036-LGSN	G4	\$ 2745.84	\$ 3410.57	\$ 3710.71	\$ 3039.98
		48”(1219mm)	GAC2-2048-LGSN	G4	3655.54	4541.95	4942.07	4046.58
		54”(1372mm)	GAC2-2054-LGSN	G4	4110.39	5107.64	5557.75	4549.88
		72”(1829mm)	GAC2-2072-LGSN	G4	5474.94	6804.71	7404.79	6059.78
		96”(2438mm)	GAC2-2096-LGSN	G4	7294.34	9067.47	9867.51	8072.98
		108”(2743mm)	GAC2-20A8-LGSN	G4	8204.04	10198.85	11098.87	9079.58
Wood Group A								
29”(737mm)	20”(508mm)	36”(914mm)	GAC2-2036-WGSN	G4	\$ 4507.06	\$ 5171.79	\$ 5471.93	\$ 4801.20
		48”(1219mm)	GAC2-2048-WGSN	G4	5883.74	6770.15	7170.27	6274.78
		54”(1372mm)	GAC2-2054-WGSN	G4	6572.08	7569.33	8019.44	7011.57
		72”(1829mm)	GAC2-2072-WGSN	G4	8637.10	9966.87	10566.95	9221.94
		96”(2438mm)	GAC2-2096-WGSN	G4	11390.46	13163.59	13963.63	12169.10
		108”(2743mm)	GAC2-20A8-WGSN	G4	12767.14	14761.95	15661.97	13642.68
Wood Group B								
29”(737mm)	20”(508mm)	36”(914mm)	GAC2-2036-WGSN	G4	\$ 4625.44	\$ 5290.17	\$ 5590.31	\$ 4919.58
		48”(1219mm)	GAC2-2048-WGSN	G4	6034.08	6920.49	7320.61	6425.12
		54”(1372mm)	GAC2-2054-WGSN	G4	6738.40	7735.65	8185.76	7177.89
		72”(1829mm)	GAC2-2072-WGSN	G4	8851.36	10181.13	10781.21	9436.20
		96”(2438mm)	GAC2-2096-WGSN	G4	11668.64	13441.77	14241.81	12447.28
		108”(2743mm)	GAC2-20A8-WGSN	G4	13077.28	15072.09	15972.11	13952.82

* Overall height includes credenza base, legs, reveal, slider unit and separately specified credenza top.

Planes Credenza Base with Slider Unit — 35”H

(35” high)



GAC2
Class TA1

Features

- Includes 19”(483mm)H base cabinet with one shelf, doors, legs and 16”(406mm)H upper slider unit with one shelf, glass or acrylic slider doors, door tracks, pulls and hardware.
- **Credenza top is ordered separately.**
- High-Pressure Laminate (HPL) with 1mm edgeband or wood veneer with 1mm wood edgeband.
- Wood grain on door fronts of the base unit will be matched, while side panels of the base unit and slider may not have matching wood grain.
- 0.125”(3mm) reveal between base and slider unit and between slider unit and credenza top.
- Credenza available in standard core.
- Cabinet doors have touch latches.
- Slider unit doors are glass or translucent with painted aluminum bar pulls.
- Optional locks are available in black or chrome.
- For lock options refer to Lock Program Price List.
- Leg is 2.25”(57mm)H painted metal.
- Available with Black glides only; 1.5”(38mm) height adjustment.
- Slider unit includes one adjustable shelf per unit with 1.25”(32mm) adjustment increments.
- Cabinet includes one adjustable shelf per cabinet with 1.25”(32mm) adjustment increments.
 - 36”(914mm)W has two doors and four legs
 - 48”(1219mm)W has three doors and four legs
 - 54”(1372mm)W has three doors and four legs
 - 72”(1829mm)W has four doors and six legs
 - 96”(2438mm)W has six doors and eight legs
 - 108”(2743mm)W has six doors and eight legs
- Ships unassembled.

Specification Tip

- **Must order a 1.18”(30mm) thick credenza top separately.**

To Order, Specify:

1) Product number, including:

1 Locking Option:

- N** Non-locking
- A** All locking (add **\$193.71** list)
- L** Slider unit locking only (add **\$96.85** list)

- Laminate surface color or wood finish color.
- Edge trim color for laminate.
- Leg and slider door pull trim color.
- Slider unit glass/translucent door.
- Lock plug trim color.
 - Black - LR-BL
 - Chrome - LR-BP

Note: \$66.79 upcharge list for Metallic trim colors.

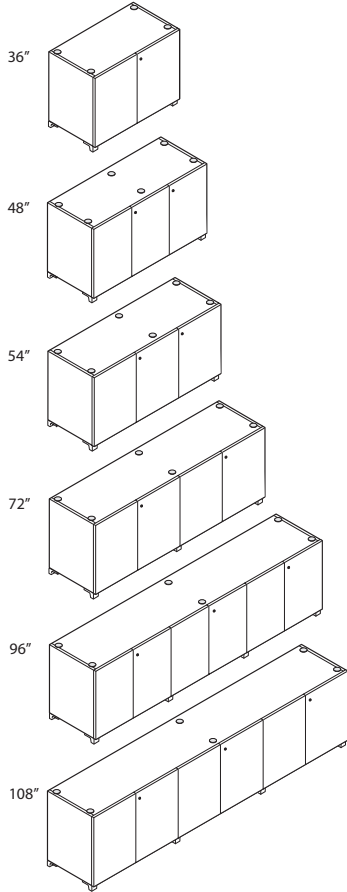
Planes Credenza Base with Slider Unit — 35”H

Overall Height*	Depth	Width	Number	①	Glass			Translucent
					A	C	F	
HPL – Grade A								
35”(889mm)	20”(508mm)	36”(914mm)	GAC2-2036-LGSN	G6	\$ 3050.73	\$ 3715.46	\$ 4015.60	\$ 3344.87
		48”(1219mm)	GAC2-2048-LGSN	G6	4057.97	4944.38	5344.50	4449.01
		54”(1372mm)	GAC2-2054-LGSN	G6	4561.59	5558.84	6008.95	5001.08
		72”(1829mm)	GAC2-2072-LGSN	G6	6072.45	7402.22	8002.30	6657.29
		96”(2438mm)	GAC2-2096-LGSN	G6	8086.93	9860.06	10660.10	8865.57
		108”(2743mm)	GAC2-20A8-LGSN	G6	9094.17	11088.98	11989.00	9969.71
HPL – Grade B								
35”(889mm)	20”(508mm)	36”(914mm)	GAC2-2036-LGSN	G6	\$ 3255.20	\$ 3919.93	\$ 4220.07	\$ 3549.34
		48”(1219mm)	GAC2-2048-LGSN	G6	4329.90	5216.31	5616.43	4720.94
		54”(1372mm)	GAC2-2054-LGSN	G6	4867.25	5864.50	6314.61	5306.74
		72”(1829mm)	GAC2-2072-LGSN	G6	6479.30	7809.07	8409.15	7064.14
		96”(2438mm)	GAC2-2096-LGSN	G6	8628.70	10401.83	11201.87	9407.34
		108”(2743mm)	GAC2-20A8-LGSN	G6	9703.40	11698.21	12598.23	10578.94
Wood Group A								
35”(889mm)	20”(508mm)	36”(914mm)	GAC2-2036-WGSN	G6	\$ 5016.42	\$ 5681.15	\$ 5981.29	\$ 5310.56
		48”(1219mm)	GAC2-2048-WGSN	G6	6558.10	7444.51	7844.63	6949.14
		54”(1372mm)	GAC2-2054-WGSN	G6	7328.94	8326.19	8776.30	7768.43
		72”(1829mm)	GAC2-2072-WGSN	G6	9641.46	10971.23	11571.31	10226.30
		96”(2438mm)	GAC2-2096-WGSN	G6	12724.82	14497.95	15297.99	13503.46
		108”(2743mm)	GAC2-20A8-WGSN	G6	14266.50	16261.31	17161.33	15142.04
Wood Group B								
35”(889mm)	20”(508mm)	36”(914mm)	GAC2-2036-WGSN	G6	\$ 5134.80	\$ 5799.53	\$ 6099.67	\$ 5428.94
		48”(1219mm)	GAC2-2048-WGSN	G6	6708.44	7594.85	7994.97	7099.48
		54”(1372mm)	GAC2-2054-WGSN	G6	7495.26	8492.51	8942.62	7934.75
		72”(1829mm)	GAC2-2072-WGSN	G6	9855.72	11185.49	11785.57	10440.56
		96”(2438mm)	GAC2-2096-WGSN	G6	13003.00	14776.13	15576.17	13781.64
		108”(2743mm)	GAC2-20A8-WGSN	G6	14576.64	16571.45	17471.47	15452.18

* Overall height includes credenza base legs, reveal, slider unit and credenza top.

Planes Credenza Base – 29”H

(29” high)



GAC1
Class TA1

Features

- Includes 29”(737mm)H base cabinet with two shelves, doors, legs and hardware.
- **Credenza top is ordered separately.**
- High-Pressure Laminate (HPL) with 1mm edgeband or wood veneer with 1mm wood edgeband.
- Wood door fronts are matched veneer.
- 0.125”(3mm) reveal between base unit and credenza top.
- Credenza available in standard core.
- Cabinet doors have touch latches.
- Optional locks are available in black or chrome.
- For lock options refer to Lock Program Price List.
- Leg is 2.25”(57mm)H painted metal.
- Available with black glides only; 1.5”(38mm) height adjustment.
- Includes one adjustable shelf per cabinet with 0.25”(6mm) adjustment increments.
 - 36”(914mm)W has two doors and four legs
 - 48”(1219mm)W has three doors and four legs
 - 54”(1372mm)W has three doors and four legs
 - 72”(1829mm)W has four doors and six legs
 - 96”(2438mm)W has six doors and eight legs
 - 108”(2743mm)W has six doors and eight legs
- Ships unassembled.

Specification Tips

- **Must order a 1.18”(30mm) thick credenza top separately.**
- Grommets are ordered separately and requires field cutting and installation.

To Order, Specify:

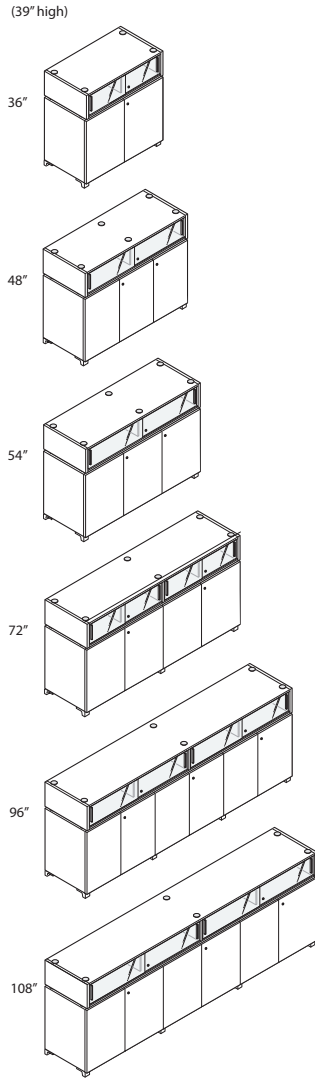
- 1) Product number, including:
 - 1 Locking Option:**
 - N** Non-locking
 - A** All locking (add **\$96.85** list)
- 2) Laminate surface color or wood finish color.
- 3) Edge trim color for laminate.
- 4) Leg trim color.
- 5) Lock plug trim color.
 - Black – LR-BL
 - Chrome – LR-BP

Note: \$66.79 upcharge list for Metallic trim colors.

Overall Height*	Depth	Width	Number	①	HPL		Wood	
					A	B	A	B
HPL								
29”(737mm)	20”(508mm)	36”(914mm)	GAC1-2036-LNSN	G4	\$ 2195.06	\$ 2295.50		
		48”(1219mm)	GAC1-2048-LNSN	G4	2931.20	3085.48		
		54”(1372mm)	GAC1-2054-LNSN	G4	3291.65	3472.85		
		72”(1829mm)	GAC1-2072-LNSN	G4	4357.76	4619.72		
		96”(2438mm)	GAC1-2096-LNSN	G4	5814.80	6184.44		
		108”(2743mm)	GAC1-20A8-LNSN	G4	6535.70	6959.18		
Wood								
29”(737mm)	20”(508mm)	36”(914mm)	GAC1-2036-WNSN	G4			\$ 3333.94	\$ 3404.46
		48”(1219mm)	GAC1-2048-WNSN	G4			4446.70	4574.66
		54”(1372mm)	GAC1-2054-WNSN	G4			4995.46	5152.14
		72”(1829mm)	GAC1-2072-WNSN	G4			6626.50	6869.34
		96”(2438mm)	GAC1-2096-WNSN	G4			8836.78	9194.50
		108”(2743mm)	GAC1-20A8-WNSN	G4			9934.30	10349.46

* Overall height includes credenza base legs, reveal, slider unit and separately specified credenza top.

Planes Credenza Base with Slider Unit — 39”H



GAC2
Class TA1

Features

- Includes 29”(737mm)H base cabinet with two shelves, doors, legs and 10”(254mm)H upper slider unit with glass or acrylic slider doors, pulls and hardware.
- **Credenza top is ordered separately.**
- High-Pressure Laminate (HPL) with 1mm edgeband or wood veneer with 1mm wood edgeband.
- Wood grain on door fronts of the base unit will be matched, while side panels of the base unit and slider may not have matching wood grain.
- 0.125”(3mm) reveal between base and slider unit and between slider unit and credenza top.
- Credenza available in standard core.
- Cabinet doors have touch latches.
- Slider unit doors are glass or translucent with painted aluminum bar pulls.
- Optional locks are available in black or chrome.
- For lock options refer to Lock Program Price List.
- Leg is 2.25”(57mm)H painted metal.
- Available with black glides only; 1.5”(38mm) height adjustment.
- Cabinet includes one adjustable shelf per cabinet with 0.25”(6mm) adjustment increments.
 - 36”(914mm)W has two doors and four legs
 - 48”(1219mm)W has three doors and four legs
 - 54”(1372mm)W has three doors and four legs
 - 72”(1829mm)W has four doors and six legs
 - 96”(2438mm)W has six doors and eight legs
 - 108”(2743mm)W has six doors and eight legs
- Ships unassembled.

Specification Tip

- **Must order a 1.18”(30mm) thick credenza top separately.**

To Order, Specify:

1) Product number, including:

1 Locking Option:

- N** Non-locking
- A** All locking (add **\$193.71** list)
- L** Slider unit locking only (add **\$96.85** list)

- 2) Laminate surface color or wood finish color.
- 3) Edge trim color for laminate.
- 4) Leg and slider pull trim color.
- 5) Slider unit glass/translucent door.
- 6) Lock plug trim color.
 - Black - LR-BL
 - Chrome - LR-BP

Note: \$66.79 upcharge list for Metallic trim colors.

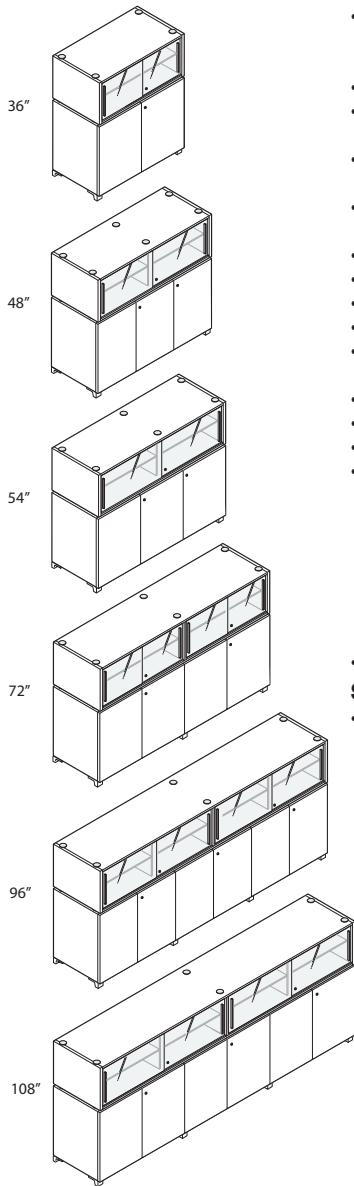
Planes Credenza Base with Slider Unit — 39”H

Overall Height*	Depth	Width	Number	①	Glass			Translucent
					A	C	F	
HPL – Grade A								
39”(991mm)	20”(508mm)	36”(914mm)	GAC2-2036-LGSN	G7	\$ 3075.85	\$ 3740.58	\$ 4040.72	\$ 3369.99
		48”(1219mm)	GAC2-2048-LGSN	G7	4096.33	4982.74	5382.86	4487.37
		54”(1372mm)	GAC2-2054-LGSN	G7	4606.57	5603.82	6053.93	5046.06
		72”(1829mm)	GAC2-2072-LGSN	G7	6137.29	7467.06	8067.14	6722.13
		96”(2438mm)	GAC2-2096-LGSN	G7	8178.25	9951.38	10751.42	8956.89
		108”(2743mm)	GAC2-20A8-LGSN	G7	9198.73	11193.54	12093.56	10074.27
HPL – Grade B								
39”(991mm)	20”(508mm)	36”(914mm)	GAC2-2036-LGSN	G7	\$ 3280.32	\$ 3945.05	\$ 4245.19	\$ 3574.46
		48”(1219mm)	GAC2-2048-LGSN	G7	4368.26	5254.67	5654.79	4759.30
		54”(1372mm)	GAC2-2054-LGSN	G7	4912.23	5909.48	6359.59	5351.72
		72”(1829mm)	GAC2-2072-LGSN	G7	6544.14	7873.91	8473.99	7128.98
		96”(2438mm)	GAC2-2096-LGSN	G7	8720.02	10493.15	11293.19	9498.66
		108”(2743mm)	GAC2-20A8-LGSN	G7	9807.96	11802.77	12702.79	10683.50
Wood Group A								
39”(991mm)	20”(508mm)	36”(914mm)	GAC2-2036-WGSN	G7	\$ 5041.54	\$ 5706.27	\$ 6006.41	\$ 5335.68
		48”(1219mm)	GAC2-2048-WGSN	G7	6596.46	7482.87	7882.99	6987.50
		54”(1372mm)	GAC2-2054-WGSN	G7	7373.92	8371.17	8821.28	7813.41
		72”(1829mm)	GAC2-2072-WGSN	G7	9706.30	11036.07	11636.15	10291.14
		96”(2438mm)	GAC2-2096-WGSN	G7	12816.14	14589.27	15389.31	13594.78
		108”(2743mm)	GAC2-20A8-WGSN	G7	14371.06	16365.87	17265.89	15246.60
Wood Group B								
39”(991mm)	20”(508mm)	36”(914mm)	GAC2-2036-WGSN	G7	\$ 5159.92	\$ 5824.65	\$ 6124.79	\$ 5454.06
		48”(1219mm)	GAC2-2048-WGSN	G7	6746.80	7633.21	8033.33	7137.84
		54”(1372mm)	GAC2-2054-WGSN	G7	7540.24	8537.49	8987.60	7979.73
		72”(1829mm)	GAC2-2072-WGSN	G7	9920.56	11250.33	11850.41	10505.40
		96”(2438mm)	GAC2-2096-WGSN	G7	13094.32	14867.45	15667.49	13872.96
		108”(2743mm)	GAC2-20A8-WGSN	G7	14681.20	16676.01	17576.03	15556.74

* Overall height includes credenza base legs, reveal, slider unit and separately specified credenza top.

Planes Credenza Base with Slider Unit — 45”H

(45” high)



GAC2
Class TA1

Features

- Includes 29”(737mm)H base cabinet with two shelves, doors, legs and 16”(406mm)H upper slider unit with one shelf, glass or translucent slider doors, pulls and hardware.
- **Credenza top is ordered separately.**
- High-Pressure Laminate (HPL) with 1mm edgeband or wood veneer with 1mm wood edgeband.
- Wood grain on door fronts of the base unit will be matched, while side panels of the base unit and slider may not have matching wood grain.
- 0.125”(3mm) reveal between base and slider unit and between slider unit and credenza top.
- Credenza available in standard core.
- Cabinet doors have touch latches.
- Slider unit doors are glass or translucent with painted aluminum bar pulls.
- Optional locks are available in black or chrome.
- Lock plugs and keys are shipped with random numbering unless specified as keyed-alike or master-keyed.
- Leg is 2.25”(57mm)H painted metal.
- Available with black glides only; 1.5”(38mm) height adjustment.
- Slider unit includes one adjustable shelf per unit.
- Cabinet includes one adjustable shelf per cabinet with 1.25”(32mm) adjustment increments.
 - 36”(914mm)W has two doors and four legs
 - 48”(1219mm)W has three doors and four legs
 - 54”(1372mm)W has three doors and four legs
 - 72”(1829mm)W has four doors and six legs
 - 96”(2438mm)W has six doors and eight legs
 - 108”(2743mm)W has six doors and eight legs
- Ships unassembled.

Specification Tip

- **Must order a 1.18”(30mm) thick credenza top separately.**

To Order, Specify:

1) Product number, including:

1 Locking Option:

- N** Non-locking
- A** All locking (add **\$193.71** list)
- L** Slider unit locking only (add **\$96.85** list)

- 2) Laminate surface color or wood finish color.
- 3) Edge trim color for laminate.
- 4) Leg and slider pull trim color.
- 5) Slider unit glass/translucent door.
- 6) Lock plug trim color.
 - Black - LR-BL
 - Chrome - LR-BP

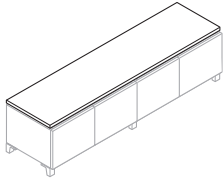
Note: \$66.79 upcharge list for Metallic trim color.

Planes Credenza Base with Slider Unit — 45”H

Overall Height*	Depth	Width	Number	①	Glass			
					A	C	F	Translucent
HPL – Grade A								
45”(1143mm)	20”(508mm)	36”(914mm)	GAC2-2036-LGSN	G9	\$ 3578.03	\$ 4242.76	\$ 4542.90	\$ 3872.17
		48”(1219mm)	GAC2-2048-LGSN	G9	4763.93	5650.34	6050.46	5154.97
		54”(1372mm)	GAC2-2054-LGSN	G9	5356.88	6354.13	6804.24	5796.37
		72”(1829mm)	GAC2-2072-LGSN	G9	7135.73	8465.50	9065.58	7720.57
		96”(2438mm)	GAC2-2096-LGSN	G9	9507.53	11280.66	12080.70	10286.17
		108”(2743mm)	GAC2-20A8-LGSN	G9	10693.43	12688.24	13588.26	11568.97
HPL – Grade B								
45”(1143mm)	20”(508mm)	36”(914mm)	GAC2-2036-LGSN	G9	\$ 3782.50	\$ 4447.23	\$ 4747.37	\$ 4076.64
		48”(1219mm)	GAC2-2048-LGSN	G9	5035.86	5922.27	6322.39	5426.90
		54”(1372mm)	GAC2-2054-LGSN	G9	5662.54	6659.79	7109.90	6102.03
		72”(1829mm)	GAC2-2072-LGSN	G9	7542.58	8872.35	9472.43	8127.42
		96”(2438mm)	GAC2-2096-LGSN	G9	10049.30	11822.43	12622.47	10827.94
		108”(2743mm)	GAC2-20A8-LGSN	G9	11302.66	13297.47	14197.49	12178.20
Wood Group A								
45”(1143mm)	20”(508mm)	36”(914mm)	GAC2-2036-WGSN	G9	\$ 5543.72	\$ 6208.45	\$ 6508.59	\$ 5837.86
		48”(1219mm)	GAC2-2048-WGSN	G9	7264.06	8150.47	8550.59	7655.10
		54”(1372mm)	GAC2-2054-WGSN	G9	8124.23	9121.48	9571.59	8563.72
		72”(1829mm)	GAC2-2072-WGSN	G9	10704.74	12034.51	12634.59	11289.58
		96”(2438mm)	GAC2-2096-WGSN	G9	14145.42	15918.55	16718.59	14924.06
		108”(2743mm)	GAC2-20A8-WGSN	G9	15865.76	17860.57	18760.59	16741.30
Wood Group B								
45”(1143mm)	20”(508mm)	36”(914mm)	GAC2-2036-WGSN	G9	\$ 5662.10	\$ 6326.83	\$ 6626.97	\$ 5956.24
		48”(1219mm)	GAC2-2048-WGSN	G9	7414.40	8300.81	8700.93	7805.44
		54”(1372mm)	GAC2-2054-WGSN	G9	8290.55	9287.80	9737.91	8730.04
		72”(1829mm)	GAC2-2072-WGSN	G9	10919.00	12248.77	12848.85	11503.84
		96”(2438mm)	GAC2-2096-WGSN	G9	14423.60	16196.73	16996.77	15202.24
		108”(2743mm)	GAC2-20A8-WGSN	G9	16175.90	18170.71	19070.73	17051.44

Planes Credenza Top

Credenza Top



GACJ
Class TA1

Features

- Includes one 1.18"(30mm) thick credenza top and hardware for use on Planes credenza bases.
- High-Pressure Laminate (HPL) with 1mm edgeband or wood veneer with 1mm wood edgeband.
- Credenza top available in standard core.
- Top installs on credenza base with 0.25"(6mm) reveal.

Specification Tip

- **Must be used with credenza base for finished aesthetic.**

To Order, Specify:

- 1) Product number.
- 2) Laminate surface color or wood finish color.
- 3) Edge trim color for laminate.

Depth	Width	Number	HPL		Wood	
			A	B	A	B
HPL						
20"(508mm)	36"(914mm)	GACJ-2036-LJSNNNN	\$ 437.63	\$ 538.07		
	48"(1219mm)	GACJ-2048-LJSNNNN	584.69	702.01		
	54"(1372mm)	GACJ-2054-LJSNNNN	658.22	783.98		
	72"(1829mm)	GACJ-2072-LJSNNNN	878.81	1029.89		
	96"(2438mm)	GACJ-2096-LJSNNNN	1172.93	1357.77		
	108"(2743mm)	GACJ-20A8-LJSNNNN	1319.99	1521.71		
Wood						
20"(508mm)	36"(914mm)	GACJ-2036-WKSNNNN			\$ 703.08	\$ 718.78
	48"(1219mm)	GACJ-2048-WKSNNNN			936.26	965.70
	54"(1372mm)	GACJ-2054-WKSNNNN			1052.85	1089.16
	72"(1829mm)	GACJ-2072-WKSNNNN			1402.62	1459.54
	96"(2438mm)	GACJ-2096-WKSNNNN			1868.98	1953.38
	108"(2743mm)	GACJ-20A8-WKSNNNN			2102.16	2200.30

Grommet



TA01
Class TA1

Features

- Includes one grommet.
- Field installed into field cut opening.

To Order, Specify:

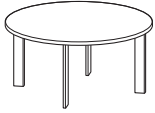
- 1) Product number.
 - 2) Trim color.
- Note: \$8.89** upcharge list for Metallic and accent trim colors.

Top Thickness	Diameter	Number	Price
0.75"(19mm)	2.75"(70mm)	TA01-0220	\$57.73

Planes Conference Table — Interior Leg

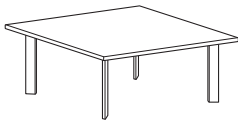
Round, Square, Rectangular

Round



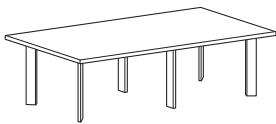
TARN

Square



TARQ

Rectangular



TARA
Class TA1

Features

- Includes 1.18"(30mm) top, interior leg bases and hardware.
- Standard table height is 29"(737mm).
- High-Pressure Laminate Top (HPL) with 3mm edgeband or knife edges based upon shape.
- 3mm edgeband or knife edge not available on 42"(1067mm)-60"(1524mm) round tables.
- Table top seams are 1mm edgeband on two piece tops.
- Interior legs are painted aluminum.
- Interior leg is 1.125"(29mm) x 3.25"(83mm).
- Optional Flip top unit electrical modules are separately specified. Refer to electrical components for appropriate product specification.
- Optional cable base can be specified for tables 36"(914mm)D and deeper:
 - 36"(914mm)D tables will ship with 8"(203mm) x 14"(356mm) cable base.
 - 42"(1067mm)D and deeper tables will ship with 14"(356mm) x 14"(356mm) cable base.
 - One piece tops will include one cable base to be centered under table top.
 - Two piece tops will include one cable base to be centered on seams under table top.
 - Cable base and table top(s) are laminate and can be specified in different surface colors and edge trim colors.
 - Optional Cable Base may reduce number of legs shipped with product.
 - Refer to Specification Guide for use guidelines and details.
- Available with glides only; 0.5"(13mm) height adjustment.
- Depth and width shown in nominal dimensions.
- Ships unassembled.

Specification Tips

- Cable base not recommended for 30"(762mm)D tables.
- Cable base for 36"(914mm)D table is not compatible with Fliptop Outcut Options (M) and (Q).
- Tables with multiple-piece tops have equal sized pieces.
- The following Planes products are separately specified:
 - Grommets (field cut opening)
 - Flip top unit electrical modules
 - Horizontal wire manager
- Refer to Specification Guide for seating capacities with Cable Base Option and leg locations.

To Order, Specify:

1) Product number, including:

1 Edge Option:

- J** Edgeband
- F** Knife

2 Flip top unit Outcut(s):

Outcut options F, J, M, Q: (add **\$48.58** list) for one-piece top; (add **\$97.16** list) for two-piece top

- N** None
- F** Center – single-sided/ 4 outlets
- J** Center – single-sided/ 6 outlets
- M** Center – double-sided/ 8 outlets
- Q** Center – double-sided/ 12 outlets

3 Cable Base Option:

- N** None
- C** Cable Base: (add **\$976.50** list) for 36"(914mm) deep tables; (add **\$1029.71** list) for 42"(1067mm) deep and deeper tables

- 2) Laminate surface color.
- 3) 1mm edgeband trim color. (Cascade edge/multiple-tops only)*
- 4) Edge trim color.
- 5) Base trim color.
- 6) Laminate surface – Cable Base
- 7) Edge trim color – Cable Base

Note: **\$66.79** upcharge list for Metallic and accent trim colors.

Planes Conference Table — Interior Leg

Round, Square, Rectangular

No. of Pieces	No. of Legs	Seating Capacity*	Depth	Width	Number	①	②	③	HPL			
									A J	F	B J	F
Round												
1	4	4	42"(1067mm)	42"(1067mm)	TARN-4242-L	S	JG4N		\$ 1134.62	\$ 1505.03	\$ 1235.52	\$ 1605.93
1	4	4	48"(1219mm)	48"(1219mm)	TARN-4848-L	S	JG4N		1408.73	1823.30	1539.63	1954.20
1	4	4	54"(1372mm)	54"(1372mm)	TARN-5454-L	S	JG4N		1717.98	2176.71	1882.88	2341.61
1	4	4	60"(1524mm)	60"(1524mm)	TARN-6060-L	S	JG4N		2062.37	2565.26	2265.27	2768.16
2	6	6	66"(1676mm)	66"(1676mm)	TARN-6666-L	S	JG4		\$ 3047.39	\$ 3699.38	\$ 3292.29	\$ 3944.28
2	6	6	72"(1829mm)	72"(1829mm)	TARN-7272-L	S	JG4		3577.38	4273.53	3868.28	4564.43
Square												
1	4	4	42"(1067mm)	42"(1067mm)	TARQ-4242-L	S	JG4N		\$ 1134.62	\$ 1505.03	\$ 1235.52	\$ 1605.93
1	4	4	48"(1219mm)	48"(1219mm)	TARQ-4848-L	S	JG4N		1408.73	1823.30	1539.63	1954.20
1	4	4	54"(1372mm)	54"(1372mm)	TARQ-5454-L	S	JG4N		1717.98	2176.71	1882.88	2341.61
1	4	8	60"(1524mm)	60"(1524mm)	TARQ-6060-L	S	JG4N		2062.37	2565.26	2265.27	2768.16
2	6	8	66"(1676mm)	66"(1676mm)	TARQ-6666-L	S	JG4		\$ 3047.39	\$ 3652.85	\$ 3292.29	\$ 3897.75
2	6	8	72"(1829mm)	72"(1829mm)	TARQ-7272-L	S	JG4		3577.38	4227.00	3868.28	4517.90
Rectangular												
1	4	4	30"(762mm)	60"(1524mm)	TARA-3060-L	S	JG4N		\$ 1211.03	\$ 1599.92	\$ 1312.95	\$ 1701.84
1	4	4		66"(1676mm)	TARA-3066-L	S	JG4N		1303.57	1714.30	1415.84	1826.57
1	6	4		72"(1829mm)	TARA-3072-L	S	JG4N		1396.11	1828.68	1518.73	1951.30
1	4	4	36"(914mm)	60"(1524mm)	TARA-3660-L	S	JG4		\$ 1392.27	\$ 1803.00	\$ 1514.89	\$ 1925.62
1	4	4		66"(1676mm)	TARA-3666-L	S	JG4		1502.55	1935.12	1637.59	2070.16
				72"(1829mm)	TARA-3672-L	S	JG4		1612.83	2067.24	1760.29	2214.70
1	4	4	42"(1067mm)	48"(1219mm)	TARA-4248-L	S	JG4		\$ 1317.47	\$ 1706.36	\$ 1431.81	\$ 1820.70
1	4	4		54"(1372mm)	TARA-4254-L	S	JG4		1445.49	1856.22	1574.32	1985.05
1	4	4		60"(1524mm)	TARA-4260-L	S	JG4		1573.51	2006.08	1716.83	2149.40
1	4	6		66"(1676mm)	TARA-4266-L	S	JG4		1701.53	2155.94	1859.34	2313.75
1	6	6		72"(1829mm)	TARA-4272-L	S	JG4		1829.55	2305.80	2001.85	2478.10
1	6	6		78"(1981mm)	TARA-4278-L	S	JG4		1957.57	2455.66	2144.36	2642.45
1	4	4	48"(1219mm)	54"(1372mm)	TARA-4854-L	S	JG4		\$ 1608.99	\$ 2041.56	\$ 1756.45	\$ 2189.02
1	4	4		60"(1524mm)	TARA-4860-L	S	JG4		1754.75	2209.16	1918.77	2373.18
1	4	6		66"(1676mm)	TARA-4866-L	S	JG4		1900.51	2376.76	2081.09	2557.34
1	6	6		72"(1829mm)	TARA-4872-L	S	JG4		2046.27	2544.36	2243.41	2741.50
1	6	8		78"(1981mm)	TARA-4878-L	S	JG4		2192.03	2711.96	2405.73	2925.66
1	4	4	54"(1372mm)	60"(1524mm)	TARA-5460-L	S	JG4		\$ 1935.99	\$ 2412.24	\$ 2120.71	\$ 2596.96
1	4	6		66"(1676mm)	TARA-5466-L	S	JG4		2099.49	2597.58	2302.84	2800.93
1	6	6		72"(1829mm)	TARA-5472-L	S	JG4		2262.99	2782.92	2484.97	3004.90
1	6	6		78"(1981mm)	TARA-5478-L	S	JG4		2426.49	2968.26	2667.10	3208.87
1	4	8	60"(1524mm)	66"(1676mm)	TARA-6066-L	S	JG4		\$ 2298.47	\$ 2818.40	\$ 2524.59	\$ 3044.52
1	6	8		72"(1829mm)	TARA-6072-L	S	JG4		2479.71	3021.48	2726.53	3268.30
1	6	8		78"(1981mm)	TARA-6078-L	S	JG4		2660.95	3224.56	2928.47	3492.08

*Recommended seating capacity based upon 27"(686mm) per chair.

Planes Conference Table — Interior Leg Half Round



TAHN
Class TA1

Features

- Includes 1.18"(30mm) thick top, interior leg bases and hardware.
- Standard table height is 29"(737mm).
- High-Pressure Laminate Top (HPL) with 3mm edgeband or knife edges.
- Bases are painted aluminum.
- Optional Flip top unit electrical modules are separately specified. Refer to electrical components for appropriate product specification.
- Available with glides only; 0.5"(13mm) height adjustment.
- Depth and width shown in nominal dimensions.
- Ships unassembled.

Specification Tips

- Cable base not recommended for half round tables.
- 3mm edgeband edge is recommended to allow a flat seam between tables.
- Width is meant to accommodate two 30"(762mm) or 36"(914mm)D rectangular tables.
- The following Planes products are separately specified:
 - Grommets (field cut opening)
 - Flip top unit electrical modules
 - Horizontal wire manager
- Refer to Specification Guide for leg locations.

To Order, Specify:

1) Product number, including:

1 Edge Option:

- J** Edgeband
- F** Knife

2 Flip Top Unit Cutout(s):

- N** None
- F** Center - single sided/ 4 outlets (add **\$48.58** list)
- J** Center - single-sided/ 6 outlets (add **\$48.58** list)

2) Laminate surface color.

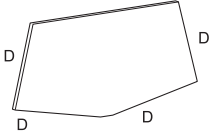
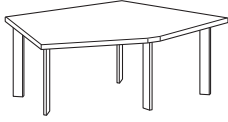
3) Edge trim color.

4) Base trim color.

Note: **\$66.79** upcharge list for Metallic and accent trim colors.

No. of Pieces	No. of Legs	Depth	Width	Number	① ②	HPL A		B	
						J	F	J	F
1	4	30"(762mm)	60"(1524mm)	TAHN-3060-L	S JG4N	\$ 1201.58	\$ 1597.78	\$1302.98	\$1699.18
1	4	30"(762mm)	72"(1829mm)	TAHN-3672-L	S JG4N	1600.22	2065.28	1745.84	2210.90

Planes Conference Table — Interior Leg Polygon



TACV
Class TA1

Features

- Includes 1.18"(30mm) thick top, interior leg bases and hardware.
- Standard table height is 29"(737mm).
- High-Pressure Laminate Top (HPL) with 3mm edgeband or knife edges.
- Bases are painted aluminum.
- Optional Flip Top unit electrical modules are separately specified. Refer to electrical components for appropriate product specification.
- Available with glides only; 0.5"(13mm) height adjustment.
- Depth and width shown in nominal dimensions.
- Ships unassembled.

Specification Tips

- Cable base not recommended for polygon table.
- 3mm edgeband edge is recommended to allow a flat seam between tables.
- Depth matches 30"(762mm) or 36"(914mm)D rectangular tables.
- The following Planes products are separately specified:
 - Grommets (field cut opening)
 - Flip top unit electrical modules
 - Horizontal wire manager
- Refer to Specification Guide for leg locations.

To Order, Specify:

1) Product number, including:

1 Edge Option:

- J** Edgeband
- F** Knife

2 Flip Top Unit Cutout(s):

- N** None
- F** Center - single-sided/ 4 outlets (add **\$48.58** list)
- J** Center - single-sided/ 6 outlets (add **\$48.58** list)

2) Laminate surface color.

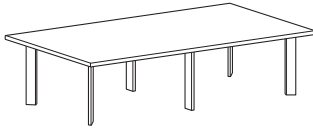
3) Edge trim color.

4) Base trim color.

Note: **\$66.79** upcharge list for Metallic and accent trim colors.

No. of Pieces	No. of Legs	Depth	Width	Number	① ②	HPL		B	
						A	J	J	F
1	5	30"(762mm)	60"(1524mm)	TACV-3060-L	S JG4N	\$1208.03	\$1595.36	\$1309.95	\$ 1697.28
1	5	36"(914mm)	72"(1829mm)	TACV-3672-L	S JG4N	1609.16	2061.28	1756.62	2208.74

Planes Conference Table — Interior Leg Rectangular



TARA
Class TA1

Features

- Includes 1.18"(30mm) thick top, interior leg bases and hardware.
- Standard table height is 29"(737mm).
- High-Pressure Laminate Top (HPL) with 3mm edgeband or knife edges based upon shape.
- Interior legs are painted aluminum.
- Interior leg is 1.125"(29mm) x 3.25"(83mm).
- Optional cable base can be specified for tables 36"(914mm)D and deeper:
 - 36"(914mm)D tables will ship with 8"(203mm) x 14"(356mm) cable base.
 - 42"(1067mm)D and deeper tables will ship with 14"(356mm) x 14"(356mm) cable base.
 - One piece tops will include one cable base to be centered under table top.
 - Cable base and table top(s) are laminate and can be specified in different surface colors and edge trim colors.
 - Refer to Specification Guide for use guidelines.
- Optional Flip top unit electrical modules are separately specified. Refer to electrical components for appropriate product specification.
- Available with glides only; 0.5"(13mm) height adjustment.
- Depth and width shown in nominal dimensions.
- Ships unassembled.

Specification Tips

- Cable base for 36"(914mm)D table is not compatible with Flip Top Cut Out Options (M) and (Q).
- The following Planes products are separately specified:
 - Grommets (field cut opening)
 - Flip top unit electrical modules
 - Horizontal wire management
- Refer to Specification Guide for seating capacities with Cable Base Option and leg locations.

To Order, Specify:

1) Product number, including:

1 Edge Option:

- J** Edgeband
- F** Knife

2 Flip Top Unit Cutout(s):

- N** None
- F** Center - single-sided/
4 outlets (add **\$48.58** list)
- V** Left/Right - single-sided/
4 outlets (add **\$97.16** list)
- J** Center - single-sided/
6 outlets (add **\$48.58** list)
- K** Left/Right - single-sided/
6 outlets (add **\$97.16** list)
- M** Center - double-sided/
8 outlets (add **\$48.58** list)
- P** Left/Right - double-sided/
8 outlets (add **\$97.16** list)
- Q** Center - double-sided/
12 outlets (add **\$48.58** list)
- T** Left/Right - double-sided/
12 outlets (add **\$97.16** list)

3 Cable Base Option:

- N** None
- C** Cable Base:
(add **\$976.50** list) for
36"(914mm) deep tables;
(add **\$1029.71** list) for
42"(1067mm) deep and
deeper tables

2) Laminate surface color.

3) Edge trim color.

4) Base trim color.

5) Laminate surface - Cable Base

6) Edge trim color - Cable Base

Note: \$66.79 upcharge list for
Metallic and accent trim colors.

Planes Conference Table — Interior Leg

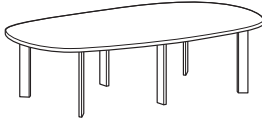
Rectangular

No. of Pieces	Seating Capacity*	Depth	Width	Number	①	②	③	HPL		B	
								A	F	J	F
6	6	36"(914mm)	72"(1829mm)	TARA-3672-L	S	JG4		\$ 1612.83	\$ 2067.24	\$ 1760.29	\$ 2214.70
6	6		78"(1981mm)	TARA-3678-L	S	JG4		1723.11	2199.36	1882.99	2359.24
6	6		84"(2134mm)	TARA-3684-L	S	JG4		1833.39	2331.48	2005.69	2503.78
6	8		90"(2286mm)	TARA-3690-L	S	JG4		1943.67	2463.60	2128.39	2648.32
6	8		96"(2438mm)	TARA-3696-L	S	JG4		2053.95	2595.72	2251.09	2792.86
6	6	42"(1067mm)	84"(2134mm)	TARA-4284-L	S	JG4		\$2085.59	\$2605.52	\$2286.87	\$2806.80
6	8		90"(2286mm)	TARA-4290-L	S	JG4		2213.61	2755.38	2429.38	2971.15
6	8		96"(2438mm)	TARA-4296-L	S	JG4		2341.63	2905.24	2571.89	3135.50
6	8		102"(2591mm)	TARA-42A2-L	S	JG4		2469.65	3055.10	2714.40	3299.85
6	10		108"(2743mm)	TARA-42A8-L	S	JG4		2597.67	3204.96	2856.91	3464.20
6	10		114"(2896mm)	TARA-42B4-L	S	JG4		2725.69	3354.82	2999.42	3628.55
6	10		120"(3048mm)	TARA-42C0-L	S	JG4		2853.71	3504.68	3141.93	3792.90
6	6	48"(1291mm)	84"(2134mm)	TARA-4884-L	S	JG4		\$ 2337.79	\$ 2879.56	\$2568.05	\$ 3109.82
6	8		90"(2286mm)	TARA-4890-L	S	JG4		2483.55	3047.16	2730.37	3293.98
6	8		96"(2438mm)	TARA-4896-L	S	JG4		2629.31	3214.76	2892.69	3478.14
6	8		102"(2591mm)	TARA-48A2-L	S	JG4		2775.07	3382.36	3055.01	3662.30
6	10		108"(2743mm)	TARA-48A8-L	S	JG4		2920.83	3549.96	3217.33	3846.46
6	10		114"(2896mm)	TARA-48B4-L	S	JG4		3066.59	3717.56	3379.65	4030.62
6	10		120"(3048mm)	TARA-48C0-L	S	JG4		3212.35	3885.16	3541.97	4214.78
6	8	54"(1372mm)	84"(2134mm)	TARA-5484-L	S	JG4		\$2589.99	\$ 3153.60	\$2849.23	\$ 3412.84
6	10		90"(2286mm)	TARA-5490-L	S	JG4		2753.49	3338.94	3031.36	3616.81
6	10		96"(2438mm)	TARA-5496-L	S	JG4		2916.99	3524.28	3213.49	3820.78
6	10		102"(2591mm)	TARA-54A2-L	S	JG4		3080.49	3709.62	3395.62	4024.75
6	10		108"(2743mm)	TARA-54A8-L	S	JG4		3243.99	3894.96	3577.75	4228.72
6	10		114"(2896mm)	TARA-54B4-L	S	JG4		3407.49	4080.30	3759.88	4432.69
6	10		120"(3048mm)	TARA-54C0-L	S	JG4		3570.99	4265.64	3942.01	4636.66
6	10	60"(1524mm)	84"(2134mm)	TARA-6084-L	S	JG4		\$2842.19	\$ 3427.64	\$ 3130.41	\$ 3715.86
6	10		90"(2286mm)	TARA-6090-L	S	JG4		3023.43	3630.72	3332.35	3939.64
6	10		96"(2438mm)	TARA-6096-L	S	JG4		3204.67	3833.80	3534.29	4163.42
6	10		102"(2591mm)	TARA-60A2-L	S	JG4		3385.91	4036.88	3736.23	4387.20
6	10		108"(2743mm)	TARA-60A8-L	S	JG4		3567.15	4239.96	3938.17	4610.98
6	10		114"(2896mm)	TARA-60B4-L	S	JG4		3748.39	4443.04	4140.11	4834.76
6	10		120"(3048mm)	TARA-60C0-L	S	JG4		3929.63	4646.12	4342.05	5058.54

*Recommended seating capacity based upon 27"(686mm) per chair.

Planes Conference Table — Interior Leg

Pebble



TARP
Class TA1

Features

- Includes 1.18"(30mm) thick top, interior leg bases and hardware.
- Standard table height is 29"(737mm).
- High-Pressure Laminate Top (HPL) with 3mm edgeband or knife edges.
- Top available in standard core.
- Interior legs are painted aluminum.
- Interior leg is 1.125"(29mm) x 3.25"(83mm).
- Optional cable base can be specified for tables 36"(914mm)D and deeper:
 - 36"(914mm)D tables will ship with 8"(203mm) x 14"(356mm) cable base.
 - 42"(1067mm)D and deeper tables will ship with 14"(356mm) x 14"(356mm) cable base.
 - One piece tops will include one cable base to be centered under table top.
 - Cable base and table top(s) are laminate and can be specified in different surface colors and edge trim colors.
 - Refer to Specification Guide for use guidelines.
- Optional Flip top unit electrical modules are separately specified. Refer to electrical components for appropriate product specification.
- Available with glides only; 0.5"(13mm) height adjustment.
- Depth and width shown in nominal dimensions.
- Ships unassembled.

Specification Tips

- Cable base for 36"(914mm)D table is not compatible with Flip Top Cut Out Options (M) and (Q).
- The following Planes products are separately specified:
 - Grommets (field cut grommet)
 - Flip top unit electrical modules
 - Horizontal wire management
- Refer to Specification Guide for seating capacities with Cable Base Option and leg locations.

To Order, Specify:

1) Product number, including:

1 Edge Option:

- J** Edgeband
- F** Knife

2 Flip Top Unit Cutout(s):

- N** None
- F** Center - single-sided/
4 outlets (add **\$48.58** list)
- V** Left/Right - single-sided/
4 outlets (add **\$97.16** list)
- J** Center - single-sided/
6 outlets (add **\$48.58** list)
- K** Left/Right - single-sided/
6 outlets (add **\$97.16** list)
- M** Center - double-sided/
8 outlets (add **\$48.58** list)
- P** Left/Right - double-sided/
8 outlets (add **\$97.16** list)
- Q** Center - double-sided/
12 outlets (add **\$48.58** list)
- T** Left/Right - double-sided/
12 outlets (add **\$97.16** list)

3 Cable Base Option:

- N** None
- C** Cable Base:
(add **\$976.50** list) for
36"(914mm) deep tables;
(add **\$1029.71** list) for
42"(1067mm) deep and
deeper tables

2) Laminate surface color.

3) Edge trim color.

4) Base trim color.

5) Laminate surface - Cable Base

6) Edge trim color - Cable Base

Note: **\$66.79** upcharge list for
Metallic and accent trim colors.

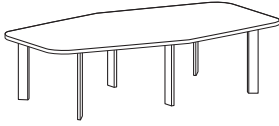
Planes Conference Table — Interior Leg

Pebble

No. of Legs	Seating Capacity*	Depth	Width	Number	①	②	③	HPL			
								A	F	B	F
								J	F	J	F
4	6	36"(914mm)	72"(1829mm)	TARP-3672-L	S	JG4		\$ 1612.83	\$ 2067.24	\$ 1760.29	\$ 2214.70
6	6		78"(1981mm)	TARP-3678-L	S	JG4		1723.11	2199.36	1882.99	2359.24
6	6		84"(2134mm)	TARP-3684-L	S	JG4		1833.39	2331.48	2005.69	2503.78
6	8		90"(2286mm)	TARP-3690-L	S	JG4		1943.67	2463.60	2128.39	2648.32
6	8		96"(2438mm)	TARP-3696-L	S	JG4		2053.95	2595.72	2251.09	2792.86
6	6	42"(1067mm)	84"(2134mm)	TARP-4284-L	S	JG4		\$2085.59	\$2605.52	\$2286.87	\$2806.80
6	8		90"(2286mm)	TARP-4290-L	S	JG4		2213.61	2755.38	2429.38	2971.15
6	8		96"(2438mm)	TARP-4296-L	S	JG4		2341.63	2905.24	2571.89	3135.50
6	8		102"(2591mm)	TARP-42A2-L	S	JG4		2469.65	3055.10	2714.40	3299.85
6	10		108"(2743mm)	TARP-42A8-L	S	JG4		2597.67	3204.96	2856.91	3464.20
6	10		114"(2896mm)	TARP-42B4-L	S	JG4		2725.69	3354.82	2999.42	3628.55
6	10		120"(3048mm)	TARP-42C0-L	S	JG4		2853.71	3504.68	3141.93	3792.90
6	6	48"(1291mm)	84"(2134mm)	TARP-4884-L	S	JG4		\$ 2337.79	\$ 2879.56	\$2568.05	\$ 3109.82
6	8		90"(2286mm)	TARP-4890-L	S	JG4		2483.55	3047.16	2730.37	3293.98
6	8		96"(2438mm)	TARP-4896-L	S	JG4		2629.31	3214.76	2892.69	3478.14
6	8		102"(2591mm)	TARP-48A2-L	S	JG4		2775.07	3382.36	3055.01	3662.30
6	10		108"(2743mm)	TARP-48A8-L	S	JG4		2920.83	3549.96	3217.33	3846.46
6	10		114"(2896mm)	TARP-48B4-L	S	JG4		3066.59	3717.56	3379.65	4030.62
6	10		120"(3048mm)	TARP-48C0-L	S	JG4		3212.35	3885.16	3541.97	4214.78
6	8	54"(1372mm)	84"(2134mm)	TARP-5484-L	S	JG4		\$2589.99	\$ 3153.60	\$2849.23	\$ 3412.84
6	10		90"(2286mm)	TARP-5490-L	S	JG4		2753.49	3338.94	3031.36	3616.81
6	10		96"(2438mm)	TARP-5496-L	S	JG4		2916.99	3524.28	3213.49	3820.78
6	10		102"(2591mm)	TARP-54A2-L	S	JG4		3080.49	3709.62	3395.62	4024.75
6	10		108"(2743mm)	TARP-54A8-L	S	JG4		3243.99	3894.96	3577.75	4228.72
6	10		114"(2896mm)	TARP-54B4-L	S	JG4		3407.49	4080.30	3759.88	4432.69
6	10		120"(3048mm)	TARP-54C0-L	S	JG4		3570.99	4265.64	3942.01	4636.66
6	10	60"(1524mm)	84"(2134mm)	TARP-6084-L	S	JG4		\$2842.19	\$ 3427.64	\$ 3130.41	\$ 3715.86
6	10		90"(2286mm)	TARP-6090-L	S	JG4		3023.43	3630.72	3332.35	3939.64
6	10		96"(2438mm)	TARP-6096-L	S	JG4		3204.67	3833.80	3534.29	4163.42
6	10		102"(2591mm)	TARP-60A2-L	S	JG4		3385.91	4036.88	3736.23	4387.20
6	10		108"(2743mm)	TARP-60A8-L	S	JG4		3567.15	4239.96	3938.17	4610.98
6	10		114"(2896mm)	TARP-60B4-L	S	JG4		3748.39	4443.04	4140.11	4834.76
6	10		120"(3048mm)	TARP-60C0-L	S	JG4		3929.63	4646.12	4342.05	5058.54

*Recommended seating capacity based upon 27"(686mm) per chair.

Planes Conference Table — Interior Leg Hexagon



TARX
Class TA1

Features

- Includes 1.18"(30mm) thick top, interior leg bases and hardware.
- Standard table height is 29"(737mm).
- High-Pressure Laminate Top (HPL) with 3mm edgeband and knife edges.
- Top available in standard core.
- Interior legs are painted aluminum.
- Interior leg is 1.125"(29mm) x 3.25"(83mm).
- Optional cable base can be specified for tables 36"(914mm)D and deeper:
 - 36"(914mm)D tables will ship with 8"(203mm) x 14"(356mm) cable base.
 - 42"(1067mm)D and deeper tables will ship with 14"(356mm) x 14"(356mm) cable base.
 - One piece tops will include one cable base to be centered under table top.
 - Cable base and table top(s) are laminate and can be specified in different surface colors and edge trim colors.
 - Refer to Specification Guide for use guidelines.
- Optional Flip top unit electrical modules are separately specified. Refer to electrical components for appropriate product specification.
- Available with glides only; 0.5"(13mm) height adjustment.
- Depth and width shown in nominal dimensions.
- Ships unassembled.

Specification Tips

- Cable base for 36"(914mm)D table is not compatible with Flip Top Cut Out Options (M) and (Q).
- The following Planes products are separately specified:
 - Grommets (field cut opening)
 - Flip top unit electrical modules
 - Horizontal wire management
- Refer to Specification Guide for seating capacities with Cable Base Option and leg locations.

To Order, Specify:

1) Product number, including:

1 Edge Option:

- J** Edgeband
- F** Knife

2 Flip Top Unit Cutout(s):

- N** None
- F** Center - single-sided/
4 outlets (add **\$48.58** list)
- V** Left/Right - single-sided/
4 outlets (add **\$97.16** list)
- J** Center - single-sided/
6 outlets (add **\$48.58** list)
- K** Left/Right - single-sided/
6 outlets (add **\$97.16** list)
- M** Center - double-sided/
8 outlets (add **\$48.58** list)
- P** Left/Right - double-sided/
8 outlets (add **\$97.16** list)
- Q** Center - double-sided/
12 outlets (add **\$48.58** list)
- T** Left/Right - double-sided/
12 outlets (add **\$97.16** list)

3 Cable Base Option:

- N** None
- C** Cable Base:
(add **\$976.50** list) for
36"(914mm)D tables;
(add **\$1029.71** list) for
42"(1067mm)D and deeper
tables

- Laminate surface color.
- Edge trim color.
- Base trim color.
- Laminate surface - Cable Base
- Edge trim color - Cable Base

Note: **\$66.79** upcharge list for Metallic and accent trim colors.

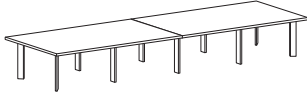
Planes Conference Table — Interior Leg Hexagon

No. of Legs	Seating Capacity*	Depth	Width	Number	①	②	③	HPL A		B	
								J	F	J	F
4	6	36"(914mm)	72"(1829mm)	TARX-3672-L	S	JG4		\$ 1612.83	\$ 2067.24	\$ 1760.29	\$ 2214.70
6	6		78"(1981mm)	TARX-3678-L	S	JG4		1723.11	2199.36	1882.99	2359.24
6	6		84"(2134mm)	TARX-3684-L	S	JG4		1833.39	2331.48	2005.69	2503.78
6	8		90"(2286mm)	TARX-3690-L	S	JG4		1943.67	2463.60	2128.39	2648.32
6	8		96"(2438mm)	TARX-3696-L	S	JG4		2053.95	2595.72	2251.09	2792.86
6	6	42"(1067mm)	84"(2134mm)	TARX-4284-L	S	JG4		\$2085.59	\$2605.52	\$2286.87	\$2806.80
6	8		90"(2286mm)	TARX-4290-L	S	JG4		2213.61	2755.38	2429.38	2971.15
6	8		96"(2438mm)	TARX-4296-L	S	JG4		2341.63	2905.24	2571.89	3135.50
6	8		102"(2591mm)	TARX-42A2-L	S	JG4		2469.65	3055.10	2714.40	3299.85
6	10		108"(2743mm)	TARX-42A8-L	S	JG4		2597.67	3204.96	2856.91	3464.20
6	10		114"(2896mm)	TARX-42B4-L	S	JG4		2725.69	3354.82	2999.42	3628.55
6	10		120"(3048mm)	TARX-42C0-L	S	JG4		2853.71	3504.68	3141.93	3792.90
6	6	48"(1291mm)	84"(2134mm)	TARX-4884-L	S	JG4		\$ 2337.79	\$ 2879.56	\$2568.05	\$ 3109.82
6	8		90"(2286mm)	TARX-4890-L	S	JG4		2483.55	3047.16	2730.37	3293.98
6	8		96"(2438mm)	TARX-4896-L	S	JG4		2629.31	3214.76	2892.69	3478.14
6	8		102"(2591mm)	TARX-48A2-L	S	JG4		2775.07	3382.36	3055.01	3662.30
6	10		108"(2743mm)	TARX-48A8-L	S	JG4		2920.83	3549.96	3217.33	3846.46
6	10		114"(2896mm)	TARX-48B4-L	S	JG4		3066.59	3717.56	3379.65	4030.62
6	10		120"(3048mm)	TARX-48C0-L	S	JG4		3212.35	3885.16	3541.97	4214.78
6	8	54"(1372mm)	84"(2134mm)	TARX-5484-L	S	JG4		\$2589.99	\$ 3153.60	\$2849.23	\$ 3412.84
6	10		90"(2286mm)	TARX-5490-L	S	JG4		2753.49	3338.94	3031.36	3616.81
6	10		96"(2438mm)	TARX-5496-L	S	JG4		2916.99	3524.28	3213.49	3820.78
6	10		102"(2591mm)	TARX-54A2-L	S	JG4		3080.49	3709.62	3395.62	4024.75
6	10		108"(2743mm)	TARX-54A8-L	S	JG4		3243.99	3894.96	3577.75	4228.72
6	10		114"(2896mm)	TARX-54B4-L	S	JG4		3407.49	4080.30	3759.88	4432.69
6	10		120"(3048mm)	TARX-54C0-L	S	JG4		3570.99	4265.64	3942.01	4636.66
6	10	60"(1524mm)	84"(2134mm)	TARX-6084-L	S	JG4		\$2842.19	\$ 3427.64	\$ 3130.41	\$ 3715.86
6	10		90"(2286mm)	TARX-6090-L	S	JG4		3023.43	3630.72	3332.35	3939.64
6	10		96"(2438mm)	TARX-6096-L	S	JG4		3204.67	3833.80	3534.29	4163.42
6	10		102"(2591mm)	TARX-60A2-L	S	JG4		3385.91	4036.88	3736.23	4387.20
6	10		108"(2743mm)	TARX-60A8-L	S	JG4		3567.15	4239.96	3938.17	4610.98
6	10		114"(2896mm)	TARX-60B4-L	S	JG4		3748.39	4443.04	4140.11	4834.76
6	10		120"(3048mm)	TARX-60C0-L	S	JG4		3929.63	4646.12	4342.05	5058.54

*Recommended seating capacity based upon 27"(686mm) per chair.

Planes Conference Table — Interior Leg

Rectangular — Two-Piece Top



TARA
Class TA1

Features

- Includes 1.18"(30mm) thick tops, interior leg bases and hardware.
- Standard table height is 29"(737mm).
- High-Pressure Laminate Top (HPL) with 3mm edgeband or knife edges.
- Table top seam is 1mm edgeband.
- Interior legs are painted aluminum.
- Interior leg is 1.125"(29mm) x 3.25"(83mm).
- Optional cable base is available:
 - 42"(1067mm)D and deeper tables will ship with 14"(356mm) x 14"(356mm) cable base
 - Two piece tops will include one cable base to be centered on seam under table top.
 - Cable base and table top(s) are laminate and can be specified in different surface colors and edge trim colors.
 - Refer to Specification Guide for use guidelines.
- Optional Flip top unit electrical modules are separately specified. Refer to electrical components for appropriate product specification.
- Available with glides only; 0.5"(13mm) height adjustment.
- Depth and width shown in nominal dimensions.
- Ships unassembled.

Specification Tips

- Tables with multiple-piece tops have equal sized pieces.
- The following Planes products are separately specified:
 - Grommets (field cut opening)
 - Flip top unit electrical modules
 - Horizontal wire management
- Refer to Specification Guide for seating capacities with Cable Base Option and leg locations.

To Order, Specify:

1) Product number, including:

1 Edge Option:

- J** Edgeband
- F** Knife

2 Flip Top Unit Cutout(s):

- N** None
- F** Center - single-sided/
4 outlets (add **\$97.16** list)
- V** Left/Right - single-sided/
4 outlets (add **\$194.32** list)
- J** Center - single-sided/
6 outlets (add **\$97.16** list)
- K** Left/Right - single-sided/
6 outlets (add **\$194.32** list)
- M** Center - double-sided/
8 outlets (add **\$97.16** list)
- P** Left/Right - double-sided/
8 outlets (add **\$194.32** list)
- Q** Center - double-sided/
12 outlets (add **\$97.16** list)
- T** Left/Right - double-sided/
12 outlets (add **\$194.32** list)

3 Cable Base Option:

- N** None
- C** Cable Base (add **\$1029.71** list)

- Laminate surface color.
- 1mm edgeband trim color.
(Cascade edge/multiple-tops only)*
- Edge trim color.
- Base trim color.
- Laminate surface - Cable Base
- Edge trim color - Cable Base

Note: **\$66.79** upcharge list for Metallic and accent trim colors.

Planes Conference Table — Interior Leg

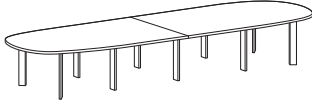
Rectangular — Two-Piece Top

No. of Legs	Seating Capacity*	Depth	Width	Number	①	②	③	HPL			
								A J	F	B J	F
6	10	42"(1067mm)	126"(3200mm)	TARA-42C6-L	S	JG4		\$ 3793.36	\$4504.87	\$4096.07	\$ 4807.58
6	10		132"(3353mm)	TARA-42D2-L	S	JG4		3957.77	4691.12	4274.97	5008.32
10	10		138"(3505mm)	TARA-42D8-L	S	JG4		4122.18	4877.37	4453.87	5209.06
10	10		144"(3658mm)	TARA-42E4-L	S	JG4		4286.59	5063.62	4632.77	5409.80
10	10		150"(3810mm)	TARA-42F0-L	S	JG4		4451.00	5249.87	4811.67	5610.54
10	12		156"(3962mm)	TARA-42F6-L	S	JG4		4615.41	5436.12	4990.57	5811.28
10	12		162"(4115mm)	TARA-42G2-L	S	JG4		4779.82	5622.37	5169.47	6012.02
10	12		168"(4267mm)	TARA-42G8-L	S	JG4		4944.23	5808.62	5348.37	6212.76
10	12		174"(4420mm)	TARA-42H4-L	S	JG4		5108.64	5994.87	5527.27	6413.50
10	12		180"(4572mm)	TARA-42J0-L	S	JG4		5273.05	6181.12	5706.17	6614.24
6	10	48"(1219mm)	126"(3200mm)	TARA-48C6-L	S	JG4		\$4286.20	\$ 5019.55	\$4632.38	\$ 5365.73
6	10		132"(3353mm)	TARA-48D2-L	S	JG4		4468.35	5223.54	4831.09	5586.28
10	10		138"(3505mm)	TARA-48D8-L	S	JG4		4650.50	5427.53	5029.80	5806.83
10	10		144"(3658mm)	TARA-48E4-L	S	JG4		4832.65	5631.52	5228.51	6027.38
10	10		150"(3810mm)	TARA-48F0-L	S	JG4		5014.80	5835.51	5427.22	6247.93
10	12		156"(3962mm)	TARA-48F6-L	S	JG4		5196.95	6039.50	5625.93	6468.48
10	12		162"(4115mm)	TARA-48G2-L	S	JG4		5379.10	6243.49	5824.64	6689.03
10	12		168"(4267mm)	TARA-48G8-L	S	JG4		5561.25	6447.48	6023.35	6909.58
10	12		174"(4420mm)	TARA-48H4-L	S	JG4		5743.40	6651.47	6222.06	7130.13
10	12		180"(4572mm)	TARA-48J0-L	S	JG4		5925.55	6855.46	6420.77	7350.68
6	10	54"(1372mm)	126"(3200mm)	TARA-54C6-L	S	JG4		\$ 4779.04	\$5534.23	\$ 5168.69	\$ 5923.88
6	10		132"(3353mm)	TARA-54D2-L	S	JG4		4978.93	5755.96	5387.21	6164.24
10	10		138"(3505mm)	TARA-54D8-L	S	JG4		5178.82	5977.69	5605.73	6404.60
10	10		144"(3658mm)	TARA-54E4-L	S	JG4		5378.71	6199.42	5824.25	6644.96
10	10		150"(3810mm)	TARA-54F0-L	S	JG4		5578.60	6421.15	6042.77	6885.32
10	12		156"(3962mm)	TARA-54F6-L	S	JG4		5778.49	6642.88	6261.29	7125.68
10	12		162"(4115mm)	TARA-54G2-L	S	JG4		5978.38	6864.61	6479.81	7366.04
10	12		168"(4267mm)	TARA-54G8-L	S	JG4		6178.27	7086.34	6698.33	7606.40
10	14		174"(4420mm)	TARA-54H4-L	S	JG4		6378.16	7308.07	6916.85	7846.76
10	14		180"(4572mm)	TARA-54J0-L	S	JG4		6578.05	7529.80	7135.37	8087.12
6	10	60"(1524mm)	126"(3200mm)	TARA-60C6-L	S	JG4		\$ 5271.88	\$6048.91	\$ 5705.00	\$ 6482.03
6	10		132"(3353mm)	TARA-60D2-L	S	JG4		5489.51	6288.38	5943.33	6742.20
10	10		138"(3505mm)	TARA-60D8-L	S	JG4		5707.14	6527.85	6181.66	7002.37
10	10		144"(3658mm)	TARA-60E4-L	S	JG4		5924.77	6767.32	6419.99	7262.54
10	10		150"(3810mm)	TARA-60F0-L	S	JG4		6142.40	7006.79	6658.32	7522.71
10	12		156"(3962mm)	TARA-60F6-L	S	JG4		6360.03	7246.26	6896.65	7782.88
10	12		162"(4115mm)	TARA-60G2-L	S	JG4		6577.66	7485.73	7134.98	8043.05
10	12		168"(4267mm)	TARA-60G8-L	S	JG4		6795.29	7725.20	7373.31	8303.22
10	14		174"(4420mm)	TARA-60H4-L	S	JG4		7012.92	7964.67	7611.64	8563.39
10	14		180"(4572mm)	TARA-60J0-L	S	JG4		7230.55	8204.14	7849.97	8823.56

*Recommended seating capacity based upon 27"(686mm) per chair.

Planes Conference Table — Interior Leg

Pebble — Two-Piece Top



TARP
Class TA1

Features

- Includes 1.18"(30mm) thick tops, interior leg bases and hardware.
- Standard table height is 29"(737mm).
- High-Pressure Laminate Top (HPL) with 3mm edgeband or knife edges.
- Table top seam is 1mm edgeband.
- Interior legs are painted aluminum.
- Interior leg is 1.125"(29mm) x 3.25"(83mm).
- Optional cable base is available:
 - 42"(1067mm)D and deeper tables will ship with 14"(356mm) x 14"(356mm) cable base
 - Two piece tops will include one cable base to be centered on seam under table top.
 - Cable base and table top(s) are laminate and can be specified in different surface colors and edge trim colors.
 - Refer to Specification Guide for use guidelines.
- Optional Flip top unit electrical modules are separately specified. Refer to electrical components for appropriate product specification.
- Available with glides only; 0.5"(13mm) height adjustment.
- Depth and width shown in nominal dimensions.
- Ships unassembled.

Specification Tips

- Tables with multiple-piece tops have equal sized pieces.
- The following Planes products are separately specified:
 - Grommets (field cut openings)
 - Flip top unit electrical modules
 - Horizontal wire management
- Refer to Specification Guide for seating capacities with Cable Base Option and leg locations.

To Order, Specify:

1) Product number, including:

1 Edge Option:

- J** Edgeband
- F** Knife

2 Flip Top Unit Cutout(s):

- N** None
- F** Center – single-sided/
4 outlets (add **\$97.16** list)
- V** Left/Right – single-sided/
4 outlets (add **\$194.32** list)
- J** Center – single-sided/
6 outlets (add **\$97.16** list)
- K** Left/Right – single-sided/
6 outlets (add **\$194.32** list)
- M** Center – double-sided/
8 outlets (add **\$97.16** list)
- P** Left/Right – double-sided/
8 outlets (add **\$194.32** list)
- Q** Center – double-sided/
12 outlets (add **\$97.16** list)
- T** Left/Right – double-sided/
12 outlets (add **\$194.32** list)

3 Cable Base Option:

- N** None
- C** Cable Base (add **\$1029.71** list)

- 2) Laminate surface color.
- 3) 1mm edgeband trim color.
(Cascade edge/multiple-tops only)*
- 4) Edge trim color.
- 5) Base trim color.
- 6) Laminate surface – Cable Base
- 7) Edge trim color – Cable Base

Note: **\$66.79** upcharge list for Metallic and accent trim colors.

Planes Conference Table — Interior Leg

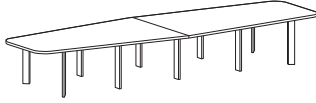
Pebble — Two-Piece Top

No. of Legs	Seating Capacity*	Depth	Width	Number	①	②	③	HPL			
								A	B	J	F
6	10	42"(1067mm)	126"(3200mm)	TARP-42C6-L	S	JG4		\$ 3793.36	\$4504.87	\$4096.07	\$ 4807.58
6	10		132"(3353mm)	TARP-42D2-L	S	JG4		3957.77	4691.12	4274.97	5008.32
6	10		138"(3505mm)	TARP-42D8-L	S	JG4		4122.18	4877.37	4453.87	5209.06
6	10		144"(3658mm)	TARP-42E4-L	S	JG4		4286.59	5063.62	4632.77	5409.80
10	10		150"(3810mm)	TARP-42F0-L	S	JG4		4451.00	5249.87	4811.67	5610.54
10	10		156"(3962mm)	TARP-42F6-L	S	JG4		4615.41	5436.12	4990.57	5811.28
10	10		162"(4115mm)	TARP-42G2-L	S	JG4		4779.82	5622.37	5169.47	6012.02
10	12		168"(4267mm)	TARP-42G8-L	S	JG4		4944.23	5808.62	5348.37	6212.76
10	12		174"(4420mm)	TARP-42H4-L	S	JG4		5108.64	5994.87	5527.27	6413.50
10	12		180"(4572mm)	TARP-42J0-L	S	JG4		5273.05	6181.12	5706.17	6614.24
6	10	48"(1219mm)	126"(3200mm)	TARP-48C6-L	S	JG4		\$4286.20	\$ 5019.55	\$4632.38	\$ 5365.73
6	10		132"(3353mm)	TARP-48D2-L	S	JG4		4468.35	5223.54	4831.09	5586.28
6	10		138"(3505mm)	TARP-48D8-L	S	JG4		4650.50	5427.53	5029.80	5806.83
6	10		144"(3658mm)	TARP-48E4-L	S	JG4		4832.65	5631.52	5228.51	6027.38
10	10		150"(3810mm)	TARP-48F0-L	S	JG4		5014.80	5835.51	5427.22	6247.93
10	10		156"(3962mm)	TARP-48F6-L	S	JG4		5196.95	6039.50	5625.93	6468.48
10	10		162"(4115mm)	TARP-48G2-L	S	JG4		5379.10	6243.49	5824.64	6689.03
10	10		168"(4267mm)	TARP-48G8-L	S	JG4		5561.25	6447.48	6023.35	6909.58
10	12		174"(4420mm)	TARP-48H4-L	S	JG4		5743.40	6651.47	6222.06	7130.13
10	12		180"(4572mm)	TARP-48J0-L	S	JG4		5925.55	6855.46	6420.77	7350.68
6	10	54"(1372mm)	126"(3200mm)	TARP-54C6-L	S	JG4		\$ 4779.04	\$5534.23	\$ 5168.69	\$ 5923.88
6	10		132"(3353mm)	TARP-54D2-L	S	JG4		4978.93	5755.96	5387.21	6164.24
6	10		138"(3505mm)	TARP-54D8-L	S	JG4		5178.82	5977.69	5605.73	6404.60
6	10		144"(3658mm)	TARP-54E4-L	S	JG4		5378.71	6199.42	5824.25	6644.96
10	10		150"(3810mm)	TARP-54F0-L	S	JG4		5578.60	6421.15	6042.77	6885.32
10	10		156"(3962mm)	TARP-54F6-L	S	JG4		5778.49	6642.88	6261.29	7125.68
10	10		162"(4115mm)	TARP-54G2-L	S	JG4		5978.38	6864.61	6479.81	7366.04
10	10		168"(4267mm)	TARP-54G8-L	S	JG4		6178.27	7086.34	6698.33	7606.40
10	12		174"(4420mm)	TARP-54H4-L	S	JG4		6378.16	7308.07	6916.85	7846.76
10	12		180"(4572mm)	TARP-54J0-L	S	JG4		6578.05	7529.80	7135.37	8087.12
6	10	60"(1524mm)	126"(3200mm)	TARP-60C6-L	S	JG4		\$ 5271.88	\$6048.91	\$ 5705.00	\$ 6482.03
6	10		132"(3353mm)	TARP-60D2-L	S	JG4		5489.51	6288.38	5943.33	6742.20
6	10		138"(3505mm)	TARP-60D8-L	S	JG4		5707.14	6527.85	6181.66	7002.37
6	10		144"(3658mm)	TARP-60E4-L	S	JG4		5924.77	6767.32	6419.99	7262.54
10	10		150"(3810mm)	TARP-60F0-L	S	JG4		6142.40	7006.79	6658.32	7522.71
10	10		156"(3962mm)	TARP-60F6-L	S	JG4		6360.03	7246.26	6896.65	7782.88
10	10		162"(4115mm)	TARP-60G2-L	S	JG4		6577.66	7485.73	7134.98	8043.05
10	10		168"(4267mm)	TARP-60G8-L	S	JG4		6795.29	7725.20	7373.31	8303.22
10	12		174"(4420mm)	TARP-60H4-L	S	JG4		7012.92	7964.67	7611.64	8563.39
10	12		180"(4572mm)	TARP-60J0-L	S	JG4		7230.55	8204.14	7849.97	8823.56

*Recommended seating capacity based upon 27"(686mm) per chair.

Planes Conference Table — Interior Leg

Hexagon — Two-Piece Top



TARX
Class TA1

Features

- Includes 1.18"(30mm) thick tops, interior leg bases and hardware.
- Standard table height is 29"(737mm).
- High-Pressure Laminate Top (HPL) with 3mm edgeband or knife edges.
- Table top seam is 1mm edgeband.
- Interior legs are painted aluminum.
- Interior leg is 1.125"(29mm) x 3.25"(83mm).
- Optional cable base is available:
 - 42"(1067mm)D and deeper tables will ship with 14"(356mm) x 14"(356mm) cable base
 - Two piece tops will include one cable base to be centered on seam under table top.
 - Cable base and table top(s) are laminate and can be specified in different surface colors and edge trim colors.
 - Refer to Specification Guide for use guidelines.
- Optional Flip top unit electrical modules are separately specified. Refer to electrical components for appropriate product specification.
- Available with glides only; 0.5"(13mm) height adjustment.
- Depth and width shown in nominal dimensions.
- Ships unassembled.

Specification Tips

- Tables with multiple-piece tops have equal sized pieces.
- The following Planes products are separately specified:
 - Grommets (field cut openings)
 - Flip top unit electrical modules
 - Horizontal wire management
- Refer to Specification Guide for seating capacities with Cable Base Option and leg locations.

To Order, Specify:

1) Product number, including:

1 Edge Option:

- J** Edgeband
- F** Knife

2 Flip Top Unit Cutout(s):

- N** None
- F** Center - single-sided/
4 outlets (add **\$97.16** list)
- V** Left/Right - single-sided/
4 outlets (add **\$194.32** list)
- J** Center - single-sided/
6 outlets (add **\$97.16** list)
- K** Left/Right - single-sided/
6 outlets (add **\$194.32** list)
- M** Center - double-sided/
8 outlets (add **\$97.16** list)
- P** Left/Right - double-sided/
8 outlets (add **\$194.32** list)
- Q** Center - double-sided/
12 outlets (add **\$97.16** list)
- T** Left/Right - double-sided/
12 outlets (add **\$194.32** list)

3 Cable Base Option:

- N** None
- C** Cable Base (add **\$1029.71** list)

- 2) Laminate surface color.
- 3) 1mm edgeband trim color.
(Cascade edge/multiple-tops only)*
- 4) Edge trim color.
- 5) Base trim color.
- 6) Laminate surface - Cable Base
- 7) Edge trim color - Cable Base

Note: **\$66.79** upcharge list for Metallic and accent trim colors.

Planes Conference Table — Interior Leg

Hexagon — Two-Piece Top

No. of Legs	Seating Capacity*	Depth	Width	Number	①	②	③	HPL A		B	
								J	F	J	F
6	10	42"(1067mm)	126"(3200mm)	TARX-42C6-L	S	JG4		\$ 3793.36	\$4504.87	\$4096.07	\$ 4807.58
6	10		132"(3353mm)	TARX-42D2-L	S	JG4		3957.77	4691.12	4274.97	5008.32
6	10		138"(3505mm)	TARX-42D8-L	S	JG4		4122.18	4877.37	4453.87	5209.06
6	10		144"(3658mm)	TARX-42E4-L	S	JG4		4286.59	5063.62	4632.77	5409.80
10	10		150"(3810mm)	TARX-42F0-L	S	JG4		4451.00	5249.87	4811.67	5610.54
10	10		156"(3962mm)	TARX-42F6-L	S	JG4		4615.41	5436.12	4990.57	5811.28
10	10		162"(4115mm)	TARX-42G2-L	S	JG4		4779.82	5622.37	5169.47	6012.02
10	10		168"(4267mm)	TARX-42G8-L	S	JG4		4944.23	5808.62	5348.37	6212.76
10	12		174"(4420mm)	TARX-42H4-L	S	JG4		5108.64	5994.87	5527.27	6413.50
10	12		180"(4572mm)	TARX-42J0-L	S	JG4		5273.05	6181.12	5706.17	6614.24
6	10	48"(1219mm)	126"(3200mm)	TARX-48C6-L	S	JG4		\$4286.20	\$ 5019.55	\$4632.38	\$ 5365.73
6	10		132"(3353mm)	TARX-48D2-L	S	JG4		4468.35	5223.54	4831.09	5586.28
6	10		138"(3505mm)	TARX-48D8-L	S	JG4		4650.50	5427.53	5029.80	5806.83
6	10		144"(3658mm)	TARX-48E4-L	S	JG4		4832.65	5631.52	5228.51	6027.38
10	10		150"(3810mm)	TARX-48F0-L	S	JG4		5014.80	5835.51	5427.22	6247.93
10	10		156"(3962mm)	TARX-48F6-L	S	JG4		5196.95	6039.50	5625.93	6468.48
10	10		162"(4115mm)	TARX-48G2-L	S	JG4		5379.10	6243.49	5824.64	6689.03
10	10		168"(4267mm)	TARX-48G8-L	S	JG4		5561.25	6447.48	6023.35	6909.58
10	12		174"(4420mm)	TARX-48H4-L	S	JG4		5743.40	6651.47	6222.06	7130.13
10	12		180"(4572mm)	TARX-48J0-L	S	JG4		5925.55	6855.46	6420.77	7350.68
6	10	54"(1372mm)	126"(3200mm)	TARX-54C6-L	S	JG4		\$ 4779.04	\$ 5534.23	\$ 5168.69	\$ 5923.88
6	10		132"(3353mm)	TARX-54D2-L	S	JG4		4978.93	5755.96	5387.21	6164.24
6	10		138"(3505mm)	TARX-54D8-L	S	JG4		5178.82	5977.69	5605.73	6404.60
6	10		144"(3658mm)	TARX-54E4-L	S	JG4		5378.71	6199.42	5824.25	6644.96
10	10		150"(3810mm)	TARX-54F0-L	S	JG4		5578.60	6421.15	6042.77	6885.32
10	10		156"(3962mm)	TARX-54F6-L	S	JG4		5778.49	6642.88	6261.29	7125.68
10	10		162"(4115mm)	TARX-54G2-L	S	JG4		5978.38	6864.61	6479.81	7366.04
10	10		168"(4267mm)	TARX-54G8-L	S	JG4		6178.27	7086.34	6698.33	7606.40
10	12		174"(4420mm)	TARX-54H4-L	S	JG4		6378.16	7308.07	6916.85	7846.76
10	12		180"(4572mm)	TARX-54J0-L	S	JG4		6578.05	7529.80	7135.37	8087.12
6	10	60"(1524mm)	126"(3200mm)	TARX-60C6-L	S	JG4		\$ 5271.88	\$6048.91	\$ 5705.00	\$ 6482.03
6	10		132"(3353mm)	TARX-60D2-L	S	JG4		5489.51	6288.38	5943.33	6742.20
6	10		138"(3505mm)	TARX-60D8-L	S	JG4		5707.14	6527.85	6181.66	7002.37
6	10		144"(3658mm)	TARX-60E4-L	S	JG4		5924.77	6767.32	6419.99	7262.54
10	10		150"(3810mm)	TARX-60F0-L	S	JG4		6142.40	7006.79	6658.32	7522.71
10	10		156"(3962mm)	TARX-60F6-L	S	JG4		6360.03	7246.26	6896.65	7782.88
10	10		162"(4115mm)	TARX-60G2-L	S	JG4		6577.66	7485.73	7134.98	8043.05
10	10		168"(4267mm)	TARX-60G8-L	S	JG4		6795.29	7725.20	7373.31	8303.22
10	12		174"(4420mm)	TARX-60H4-L	S	JG4		7012.92	7964.67	7611.64	8563.39
10	12		180"(4572mm)	TARX-60J0-L	S	JG4		7230.55	8204.14	7849.97	8823.56

*Recommended seating capacity based upon 27"(686mm) per chair.

Planes Conference Table — Interior Leg

Rectangular — Three-Piece Top



TARA
Class TA1

Features

- Includes 1.18"(30mm) thick tops, interior leg bases and hardware.
- Standard table height is 29"(737mm).
- High-Pressure Laminate Top (HPL) with 3mm edgeband or knife edges.
- Table top seams are 1mm edgeband.
- Interior legs are painted aluminum.
- Interior leg is 1.125"(29mm) x 3.25"(83mm).
- Optional cable bases are available:
 - 42"(1067mm)D and deeper tables will ship with 14"(356mm) x 14"(356mm) cable bases.
 - Three piece tops will include two cable bases to be centered on seams.
 - Cable base and table top(s) are laminate and can be specified in different surface colors and edge trim colors.
 - Refer to Specification Guide for use guidelines.
- Optional Flip top unit electrical modules are separately specified. Refer to electrical components for appropriate product specification.
- Available with glides only; 0.5"(13mm) height adjustment.
- Depth and width shown in nominal dimensions.
- Ships unassembled.

Specification Tips

- Tables with multiple-piece tops have equal sized pieces.
- The following Planes products are separately specified:
 - Grommets (field cut opening)
 - Flip top unit electrical modules
 - Horizontal wire management
- Refer to Specification Guide for seating capacities with Cable Base Option and leg locations.

To Order, Specify:

1) Product number, including:

1 Edge Option:

- J** Edgeband
- F** Knife

2 Flip Top Unit Cutout(s):

- N** None
- F** Center - single-sided/
4 outlets (add **\$145.74** list)
- V** Left/Right - single-sided/
4 outlets (add **\$291.48** list)
- J** Center - single-sided/
6 outlets (add **\$145.74** list)
- K** Left/Right - single-sided/
6 outlets (add **\$291.48** list)
- M** Center - double-sided/
8 outlets (add **\$145.74** list)
- P** Left/Right - double-sided/
8 outlets (add **\$291.48** list)
- Q** Center - double-sided/
12 outlets (add **\$145.74** list)
- T** Left/Right - double-sided/
12 outlets (add **\$291.48** list)

3 Cable Base Option:

- N** None
- C** Cable Bases (2) (add **\$2059.42** list)

2) Laminate surface color.

3) 1mm edgeband trim color.
(Cascade edge/multiple-tops only)*

4) Edge trim color.

5) Base trim color.

6) Laminate surface - Cable Bases

7) Edge trim color - Cable Bases

Note: \$66.79 upcharge list for Metallic and accent trim colors.

Planes Conference Table — Interior Leg

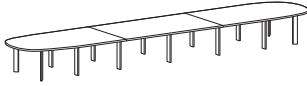
Rectangular — Three-Piece Top

No. of Legs	Seating Capacity*	Depth	Width	Number	HPL			A		B	
					①	②	③	J	F	J	F
8	14	42"(1067mm)	186"(4724mm)	TARA-42J6-L	S	JG4	\$ 5455.72	\$ 6435.80	\$ 5903.33	\$ 6883.41	
8	14		192"(4877mm)	TARA-42K2-L	S	JG4	5620.13	6622.05	6082.23	7084.15	
8	14		198"(5029mm)	TARA-42K8-L	S	JG4	5784.54	6808.30	6261.13	7284.89	
14	14		204"(5182mm)	TARA-42L4-L	S	JG4	5948.95	6994.55	6440.03	7485.63	
14	14		210"(5334mm)	TARA-42M0-L	S	JG4	6113.36	7180.80	6618.93	7686.37	
14	14		216"(5486mm)	TARA-42M6-L	S	JG4	6277.77	7367.05	6797.83	7887.11	
14	16		222"(5639mm)	TARA-42N2-L	S	JG4	6442.18	7553.30	6976.73	8087.85	
14	16		228"(5791mm)	TARA-42N8-L	S	JG4	6606.59	7739.55	7155.63	8288.59	
14	16		234"(5944mm)	TARA-42P4-L	S	JG4	6771.00	7925.80	7334.53	8489.33	
14	16		240"(6096mm)	TARA-42Q0-L	S	JG4	6935.41	8112.05	7513.43	8690.07	
14	16		246"(6248mm)	TARA-42Q6-L	S	JG4	7099.82	8298.30	7692.33	8890.81	
14	16		252"(6401mm)	TARA-42R2-L	S	JG4	7264.23	8484.55	7871.23	9091.55	
14	18		258"(6553mm)	TARA-42R8-L	S	JG4	7428.64	8670.80	8050.13	9292.29	
14	18		264"(6706mm)	TARA-42S4-L	S	JG4	7593.05	8857.05	8229.03	9493.03	
14	20		270"(6858mm)	TARA-42T0-L	S	JG4	7862.27	9043.30	8512.74	9693.77	
8	14	48"(1219mm)	186"(4724mm)	TARA-48J6-L	S	JG4	\$ 6125.96	\$ 7127.88	\$ 6637.74	\$ 7639.66	
8	14		192"(4877mm)	TARA-48K2-L	S	JG4	6308.11	7331.87	6836.45	7860.21	
8	14		198"(5029mm)	TARA-48K8-L	S	JG4	6490.26	7535.86	7035.16	8080.76	
14	14		204"(5182mm)	TARA-48L4-L	S	JG4	6672.41	7739.85	7233.87	8301.31	
14	14		210"(5334mm)	TARA-48M0-L	S	JG4	6854.56	7943.84	7432.58	8521.86	
14	14		216"(5486mm)	TARA-48M6-L	S	JG4	7036.71	8147.83	7631.29	8742.41	
14	16		222"(5639mm)	TARA-48N2-L	S	JG4	7218.86	8351.82	7830.00	8962.96	
14	16		228"(5791mm)	TARA-48N8-L	S	JG4	7401.01	8555.81	8028.71	9183.51	
14	16		234"(5944mm)	TARA-48P4-L	S	JG4	7583.16	8759.80	8227.42	9404.06	
14	16		240"(6096mm)	TARA-48Q0-L	S	JG4	7765.31	8963.79	8426.13	9624.61	
14	16		246"(6248mm)	TARA-48Q6-L	S	JG4	7947.46	9167.78	8624.84	9845.16	
14	16		252"(6401mm)	TARA-48R2-L	S	JG4	8129.61	9371.77	8823.55	10065.71	
14	18		258"(6553mm)	TARA-48R8-L	S	JG4	8311.76	9575.76	9022.26	10286.26	
14	18		264"(6706mm)	TARA-48S4-L	S	JG4	8493.91	9779.75	9220.97	10506.81	
14	20		270"(6858mm)	TARA-48T0-L	S	JG4	8676.06	9983.74	9419.68	10727.36	
8	14	54"(1372mm)	186"(4724mm)	TARA-54J6-L	S	JG4	\$ 6691.39	\$ 7819.96	\$ 7267.34	\$ 8395.91	
8	14		192"(4877mm)	TARA-54K2-L	S	JG4	6891.28	8041.69	7485.86	8636.27	
8	14		198"(5029mm)	TARA-54K8-L	S	JG4	7091.17	8263.42	7704.38	8876.63	
14	14		204"(5182mm)	TARA-54L4-L	S	JG4	7291.06	8485.15	7922.90	9116.99	
14	14		210"(5334mm)	TARA-54M0-L	S	JG4	7490.95	8706.88	8141.42	9357.35	
14	14		216"(5486mm)	TARA-54M6-L	S	JG4	7690.84	8928.61	8359.94	9597.71	
14	16		222"(5639mm)	TARA-54N2-L	S	JG4	7890.73	9150.34	8578.46	9838.07	
14	16		228"(5791mm)	TARA-54N8-L	S	JG4	8090.62	9372.07	8796.98	10078.43	
14	16		234"(5944mm)	TARA-54P4-L	S	JG4	8290.51	9593.80	9015.50	10318.79	
14	16		240"(6096mm)	TARA-54Q0-L	S	JG4	8490.40	9815.53	9234.02	10559.15	
14	16		246"(6248mm)	TARA-54Q6-L	S	JG4	8690.29	10037.26	9452.54	10799.51	
14	16		252"(6401mm)	TARA-54R2-L	S	JG4	8890.18	10258.99	9671.06	11039.87	
14	18		258"(6553mm)	TARA-54R8-L	S	JG4	9090.07	10480.72	9889.58	11280.23	
14	18		264"(6706mm)	TARA-54S4-L	S	JG4	9289.96	10702.45	10108.10	11520.59	
14	20		270"(6858mm)	TARA-54T0-L	S	JG4	9489.85	10924.18	10326.62	11760.95	
8	14	60"(1524mm)	186"(4724mm)	TARA-60J6-L	S	JG4	\$ 7256.81	\$ 8512.04	\$ 7896.93	\$ 9152.16	
8	14		192"(4877mm)	TARA-60K2-L	S	JG4	7474.44	8751.51	8135.26	9412.33	
8	14		198"(5029mm)	TARA-60K8-L	S	JG4	7692.07	8990.98	8373.59	9672.50	
14	14		204"(5182mm)	TARA-60L4-L	S	JG4	7909.70	9230.45	8611.92	9932.67	
14	14		210"(5334mm)	TARA-60M0-L	S	JG4	8127.33	9469.92	8850.25	10192.84	
14	14		216"(5486mm)	TARA-60M6-L	S	JG4	8344.96	9709.39	9088.58	10453.01	
14	16		222"(5639mm)	TARA-60N2-L	S	JG4	8562.59	9948.86	9326.91	10713.18	
14	16		228"(5791mm)	TARA-60N8-L	S	JG4	8780.22	10188.33	9565.24	10973.35	
14	16		234"(5944mm)	TARA-60P4-L	S	JG4	8997.85	10427.80	9803.57	11233.52	
14	16		240"(6096mm)	TARA-60Q0-L	S	JG4	9215.48	10667.27	10041.90	11493.69	
14	16		246"(6248mm)	TARA-60Q6-L	S	JG4	9433.11	10906.74	10280.23	11753.86	
14	16		252"(6401mm)	TARA-60R2-L	S	JG4	9650.74	11146.21	10518.56	12014.03	
14	18		258"(6553mm)	TARA-60R8-L	S	JG4	9868.37	11385.68	10756.89	12274.20	
14	18		264"(6706mm)	TARA-60S4-L	S	JG4	10086.00	11625.15	10995.22	12534.37	
14	20		270"(6858mm)	TARA-60T0-L	S	JG4	10303.63	11864.62	11233.55	12794.54	

*Recommended seating capacity based upon 27"(686mm) per chair.

Planes Conference Table — Interior Leg

Pebble — Three-Piece Top



TARP
Class TA1

Features

- Includes 1.18"(30mm) thick tops, interior leg bases and hardware.
- Standard table height is 29"(737mm).
- High-Pressure Laminate Top (HPL) with 3mm edgeband or knife edges.
- Table top seams are 1mm edgeband.
- Interior legs are painted aluminum.
- Interior leg is 1.125"(29mm) x 3.25"(83mm).
- Optional cable bases are available :
 - 42"(1067mm)D and deeper tables will ship with 14"(356mm) x 14"(356mm) cable bases.
 - Three piece tops will include two cable bases to be centered on seams.
 - Cable base and table top(s) are laminate and can be specified in different surface colors and edge trim colors.
 - Refer to Specification Guide for use guidelines.
 - Optional Flip top unit electrical modules are separately specified. Refer to electrical components for appropriate product specification.
- Available with glides only; 0.5"(13mm) height adjustment.
- Depth and width shown in nominal dimensions.
- Ships unassembled.

Specification Tips

- Tables with multiple-piece tops have equal sized pieces.
- The following Planes products are separately specified:
 - Grommets (field cut opening)
 - Flip top unit electrical modules
 - Horizontal wire management
- Refer to Specification Guide for seating capacities with Cable Base Option and leg locations.

To Order, Specify:

1) Product number, including:

1 Edge Option:

- J** Edgeband
- F** Knife

2 Flip Top Unit Cutout(s):

- N** None
- F** Center - single-sided/
4 outlets (add **\$145.74** list)
- V** Left/Right - single-sided/
4 outlets (add **\$291.48** list)
- J** Center - single-sided/
6 outlets (add **\$145.74** list)
- K** Left/Right - single-sided/
6 outlets (add **\$291.48** list)
- M** Center - double-sided/
8 outlets (add **\$145.74** list)
- P** Left/Right - double-sided/
8 outlets (add **\$291.48** list)
- Q** Center - double-sided/
12 outlets (add **\$145.74** list)
- T** Left/Right - double-sided/
12 outlets (add **\$291.48** list)

3 Cable Base Option:

- N** None
- C** Cable Bases (2) (add **\$2059.42** list)

2) Laminate surface color.

3) 1mm edgeband trim color.
(Cascade edge/multiple-tops only)*

4) Edge trim color.

5) Base trim color.

6) Laminate surface - Cable Bases

7) Edge trim color - Cable Bases

Note: **\$66.79** upcharge list for Metallic and accent trim colors.

Planes Conference Table — Interior Leg

Pebble — Three-Piece Top

No. of Legs	Seating Capacity*	Depth	Width	Number	HPL			A		B	
					①	②	③	J	F	J	F
8	14	42"(1067mm)	186"(4724mm)	TARP-42J6-L	S	JG4		\$ 5455.72	\$ 6435.80	\$ 5903.33	\$ 6883.41
8	14		192"(4877mm)	TARP-42K2-L	S	JG4		5620.13	6622.05	6082.23	7084.15
8	14		198"(5029mm)	TARP-42K8-L	S	JG4		5784.54	6808.30	6261.13	7284.89
10	14		204"(5182mm)	TARP-42L4-L	S	JG4		5948.95	6994.55	6440.03	7485.63
10	14		210"(5334mm)	TARP-42M0-L	S	JG4		6113.36	7180.80	6618.93	7686.37
10	14		216"(5486mm)	TARP-42M6-L	S	JG4		6277.77	7367.05	6797.83	7887.11
14	14		222"(5639mm)	TARP-42N2-L	S	JG4		6442.18	7553.30	6976.73	8087.85
14	14		228"(5791mm)	TARP-42N8-L	S	JG4		6606.59	7739.55	7155.63	8288.59
14	14		234"(5944mm)	TARP-42P4-L	S	JG4		6771.00	7925.80	7334.53	8489.33
14	14		240"(6096mm)	TARP-42Q0-L	S	JG4		6935.41	8112.05	7513.43	8690.07
14	14		246"(6248mm)	TARP-42Q6-L	S	JG4		7099.82	8298.30	7692.33	8890.81
14	14		252"(6401mm)	TARP-42R2-L	S	JG4		7264.23	8484.55	7871.23	9091.55
14	14		258"(6553mm)	TARP-42R8-L	S	JG4		7428.64	8670.80	8050.13	9292.29
14	14		264"(6706mm)	TARP-42S4-L	S	JG4		7593.05	8857.05	8229.03	9493.03
14	16		270"(6858mm)	TARP-42T0-L	S	JG4		7757.46	9043.30	8407.93	9693.77
8	14	48"(1219mm)	186"(4724mm)	TARP-48J6-L	S	JG4		\$ 6125.96	\$ 7127.88	\$ 6637.74	\$ 7639.66
8	14		192"(4877mm)	TARP-48K2-L	S	JG4		6308.11	7331.87	6836.45	7860.21
8	14		198"(5029mm)	TARP-48K8-L	S	JG4		6490.26	7535.86	7035.16	8080.76
8	14		204"(5182mm)	TARP-48L4-L	S	JG4		6672.41	7739.85	7233.87	8301.31
8	14		210"(5334mm)	TARP-48M0-L	S	JG4		6854.56	7943.84	7432.58	8521.86
8	14		216"(5486mm)	TARP-48M6-L	S	JG4		7036.71	8147.83	7631.29	8742.41
14	14		222"(5639mm)	TARP-48N2-L	S	JG4		7218.86	8351.82	7830.00	8962.96
14	14		228"(5791mm)	TARP-48N8-L	S	JG4		7401.01	8555.81	8028.71	9183.51
14	14		234"(5944mm)	TARP-48P4-L	S	JG4		7583.16	8759.80	8227.42	9404.06
14	14		240"(6096mm)	TARP-48Q0-L	S	JG4		7765.31	8963.79	8426.13	9624.61
14	14		246"(6248mm)	TARP-48Q6-L	S	JG4		7947.46	9167.78	8624.84	9845.16
14	14		252"(6401mm)	TARP-48R2-L	S	JG4		8129.61	9371.77	8823.55	10065.71
14	14		258"(6553mm)	TARP-48R8-L	S	JG4		8311.76	9575.76	9022.26	10286.26
14	14		264"(6706mm)	TARP-48S4-L	S	JG4		8493.91	9779.75	9220.97	10506.81
14	16		270"(6858mm)	TARP-48T0-L	S	JG4		8676.06	9983.74	9419.68	10727.36
8	14	54"(1372mm)	186"(4724mm)	TARP-54J6-L	S	JG4		\$ 6691.39	\$ 7819.96	\$ 7267.34	\$ 8395.91
8	14		192"(4877mm)	TARP-54K2-L	S	JG4		6891.28	8041.69	7485.86	8636.27
8	14		198"(5029mm)	TARP-54K8-L	S	JG4		7091.17	8263.42	7704.38	8876.63
8	14		204"(5182mm)	TARP-54L4-L	S	JG4		7291.06	8485.15	7922.90	9116.99
8	14		210"(5334mm)	TARP-54M0-L	S	JG4		7490.95	8706.88	8141.42	9357.35
8	14		216"(5486mm)	TARP-54M6-L	S	JG4		7690.84	8928.61	8359.94	9597.71
14	14		222"(5639mm)	TARP-54N2-L	S	JG4		7890.73	9150.34	8578.46	9838.07
14	14		228"(5791mm)	TARP-54N8-L	S	JG4		8090.62	9372.07	8796.98	10078.43
14	14		234"(5944mm)	TARP-54P4-L	S	JG4		8290.51	9593.80	9015.50	10318.79
14	14		240"(6096mm)	TARP-54Q0-L	S	JG4		8490.40	9815.53	9234.02	10559.15
14	14		246"(6248mm)	TARP-54Q6-L	S	JG4		8690.29	10037.26	9452.54	10799.51
14	14		252"(6401mm)	TARP-54R2-L	S	JG4		8890.18	10258.99	9671.06	11039.87
14	14		258"(6553mm)	TARP-54R8-L	S	JG4		9090.07	10480.72	9889.58	11280.23
14	14		264"(6706mm)	TARP-54S4-L	S	JG4		9289.96	10702.45	10108.10	11520.59
14	16		270"(6858mm)	TARP-54T0-L	S	JG4		9489.85	10924.18	10326.62	11760.95
8	14	60"(1524mm)	186"(4724mm)	TARP-60J6-L	S	JG4		\$ 7256.81	\$ 8512.04	\$ 7896.93	\$ 9152.16
8	14		192"(4877mm)	TARP-60K2-L	S	JG4		7474.44	8751.51	8135.26	9412.33
8	14		198"(5029mm)	TARP-60K8-L	S	JG4		7692.07	8990.98	8373.59	9672.50
8	14		204"(5182mm)	TARP-60L4-L	S	JG4		7909.70	9230.45	8611.92	9932.67
8	14		210"(5334mm)	TARP-60M0-L	S	JG4		8127.33	9469.92	8850.25	10192.84
8	14		216"(5486mm)	TARP-60M6-L	S	JG4		8344.96	9709.39	9088.58	10453.01
14	14		222"(5639mm)	TARP-60N2-L	S	JG4		8562.59	9948.86	9326.91	10713.18
14	14		228"(5791mm)	TARP-60N8-L	S	JG4		8780.22	10188.33	9565.24	10973.35
14	14		234"(5944mm)	TARP-60P4-L	S	JG4		8997.85	10427.80	9803.57	11233.52
14	14		240"(6096mm)	TARP-60Q0-L	S	JG4		9215.48	10667.27	10041.90	11493.69
14	14		246"(6248mm)	TARP-60Q6-L	S	JG4		9433.11	10906.74	10280.23	11753.86
14	14		252"(6401mm)	TARP-60R2-L	S	JG4		9650.74	11146.21	10518.56	12014.03
14	14		258"(6553mm)	TARP-60R8-L	S	JG4		9868.37	11385.68	10756.89	12274.20
14	14		264"(6706mm)	TARP-60S4-L	S	JG4		10086.00	11625.15	10995.22	12534.37
14	16		270"(6858mm)	TARP-60T0-L	S	JG4		10303.63	11864.62	11233.55	12794.54

*Recommended seating capacity based upon 27"(686mm) per chair.

Planes Conference Table — Interior Leg

Hexagon — Three-Piece Top



TARX
Class TA1

Features

- Includes 1.18" (30mm) thick top, interior leg bases and hardware.
- Standard table height is 29" (737mm).
- High-Pressure Laminate Top (HPL) with 3mm edgeband or knife edges.
- Table top seams are 1mm edgeband.
- Interior legs are painted aluminum.
- Interior leg is 1.125" (29mm) x 3.25" (83mm).
- Optional cable bases are available :
 - 42" (1067mm)D and deeper tables will ship with 14" (356mm) x 14" (356mm) cable bases.
 - Three piece tops will include two cable bases to be centered on seams.
 - Cable base and table top(s) are laminate and can be specified in different surface colors and edge trim colors.
 - Refer to Specification Guide for use guidelines.
- Optional Flip top unit electrical modules are separately specified. Refer to electrical components for appropriate product specification.
- Available with glides only; 0.5" (13mm) height adjustment.
- Depth and width shown in nominal dimensions.
- Ships unassembled.

Specification Tips

- Tables with multiple-piece tops have equal sized pieces.
- The following Planes products are separately specified:
 - Grommets (field cut opening)
 - Flip top unit electrical modules
 - Horizontal wire management
- Refer to Specification Guide for seating capacities with Cable Base Option and leg locations.

To Order, Specify:

1) Product number, including:

1 Edge Option:

- J** Edgeband
- F** Knife

2 Flip Top Unit Cutout(s):

- N** None
- F** Center - single-sided/
4 outlets (add **\$145.74** list)
- V** Left/Right - single-sided/
4 outlets (add **\$291.48** list)
- J** Center - single-sided/
6 outlets (add **\$145.74** list)
- K** Left/Right - single-sided/
6 outlets (add **\$291.48** list)
- M** Center - double-sided/
8 outlets (add **\$145.74** list)
- P** Left/Right - double-sided/
8 outlets (add **\$291.48** list)
- Q** Center - double-sided/
12 outlets (add **\$145.74** list)
- T** Left/Right - double-sided/
12 outlets (add **\$291.48** list)

3 Cable Base Option:

- N** None
- C** Cable Bases (2) (add **\$2059.42** list)

2) Laminate surface color.

3) 1mm edgeband trim color.
(Cascade edge/multiple-tops only)*

4) Edge trim color.

5) Base trim color.

6) Laminate surface - Cable Bases

7) Edge trim color - Cable Bases

Note: **\$66.79** upcharge list for Metallic and accent trim colors.

Planes Conference Table — Interior Leg

Hexagon — Three-Piece Top

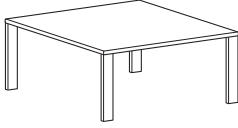
No. of Legs	Seating Capacity*	Depth	Width	Number	①	②	③	HPL		B	
								A	F	J	F
8	14	42"(1067mm)	186"(4724mm)	TARX-42J6-L	S	JG4		\$ 5455.72	\$ 6435.80	\$ 5903.33	\$ 6883.41
8	14		192"(4877mm)	TARX-42K2-L	S	JG4		5620.13	6622.05	6082.23	7084.15
8	14		198"(5029mm)	TARX-42K8-L	S	JG4		5784.54	6808.30	6261.13	7284.89
10	14		204"(5182mm)	TARX-42L4-L	S	JG4		5948.95	6994.55	6440.03	7485.63
10	14		210"(5334mm)	TARX-42M0-L	S	JG4		6113.36	7180.80	6618.93	7686.37
10	14		216"(5486mm)	TARX-42M6-L	S	JG4		6277.77	7367.05	6797.83	7887.11
14	14		222"(5639mm)	TARX-42N2-L	S	JG4		6442.18	7553.30	6976.73	8087.85
14	14		228"(5791mm)	TARX-42N8-L	S	JG4		6606.59	7739.55	7155.63	8288.59
14	14		234"(5944mm)	TARX-42P4-L	S	JG4		6771.00	7925.80	7334.53	8489.33
14	14		240"(6096mm)	TARX-42Q0-L	S	JG4		6935.41	8112.05	7513.43	8690.07
14	14		246"(6248mm)	TARX-42Q6-L	S	JG4		7099.82	8298.30	7692.33	8890.81
14	14		252"(6401mm)	TARX-42R2-L	S	JG4		7264.23	8484.55	7871.23	9091.55
14	14		258"(6553mm)	TARX-42R8-L	S	JG4		7428.64	8670.80	8050.13	9292.29
14	14		264"(6706mm)	TARX-42S4-L	S	JG4		7593.05	8857.05	8229.03	9493.03
14	16		270"(6858mm)	TARX-42T0-L	S	JG4		7757.46	9043.30	8407.93	9693.77
8	14	48"(1219mm)	186"(4724mm)	TARX-48J6-L	S	JG4		\$ 6125.96	\$ 7127.88	\$ 6637.74	\$ 7639.66
8	14		192"(4877mm)	TARX-48K2-L	S	JG4		6308.11	7331.87	6836.45	7860.21
8	14		198"(5029mm)	TARX-48K8-L	S	JG4		6490.26	7535.86	7035.16	8080.76
8	14		204"(5182mm)	TARX-48L4-L	S	JG4		6672.41	7739.85	7233.87	8301.31
8	14		210"(5334mm)	TARX-48M0-L	S	JG4		6854.56	7943.84	7432.58	8521.86
8	14		216"(5486mm)	TARX-48M6-L	S	JG4		7036.71	8147.83	7631.29	8742.41
14	14		222"(5639mm)	TARX-48N2-L	S	JG4		7218.86	8351.82	7830.00	8962.96
14	14		228"(5791mm)	TARX-48N8-L	S	JG4		7401.01	8555.81	8028.71	9183.51
14	14		234"(5944mm)	TARX-48P4-L	S	JG4		7583.16	8759.80	8227.42	9404.06
14	14		240"(6096mm)	TARX-48Q0-L	S	JG4		7765.31	8963.79	8426.13	9624.61
14	14		246"(6248mm)	TARX-48Q6-L	S	JG4		7947.46	9167.78	8624.84	9845.16
14	14		252"(6401mm)	TARX-48R2-L	S	JG4		8129.61	9371.77	8823.55	10065.71
14	14		258"(6553mm)	TARX-48R8-L	S	JG4		8311.76	9575.76	9022.26	10286.26
14	14		264"(6706mm)	TARX-48S4-L	S	JG4		8493.91	9779.75	9220.97	10506.81
14	16		270"(6858mm)	TARX-48T0-L	S	JG4		8676.06	9983.74	9419.68	10727.36
8	14	54"(1372mm)	186"(4724mm)	TARX-54J6-L	S	JG4		\$ 6691.39	\$ 7819.96	\$ 7267.34	\$ 8395.91
8	14		192"(4877mm)	TARX-54K2-L	S	JG4		6891.28	8041.69	7485.86	8636.27
8	14		198"(5029mm)	TARX-54K8-L	S	JG4		7091.17	8263.42	7704.38	8876.63
8	14		204"(5182mm)	TARX-54L4-L	S	JG4		7291.06	8485.15	7922.90	9116.99
8	14		210"(5334mm)	TARX-54M0-L	S	JG4		7490.95	8706.88	8141.42	9357.35
8	14		216"(5486mm)	TARX-54M6-L	S	JG4		7690.84	8928.61	8359.94	9597.71
14	14		222"(5639mm)	TARX-54N2-L	S	JG4		7890.73	9150.34	8578.46	9838.07
14	14		228"(5791mm)	TARX-54N8-L	S	JG4		8090.62	9372.07	8796.98	10078.43
14	14		234"(5944mm)	TARX-54P4-L	S	JG4		8290.51	9593.80	9015.50	10318.79
14	14		240"(6096mm)	TARX-54Q0-L	S	JG4		8490.40	9815.53	9234.02	10559.15
14	14		246"(6248mm)	TARX-54Q6-L	S	JG4		8690.29	10037.26	9452.54	10799.51
14	14		252"(6401mm)	TARX-54R2-L	S	JG4		8890.18	10258.99	9671.06	11039.87
14	14		258"(6553mm)	TARX-54R8-L	S	JG4		9090.07	10480.72	9889.58	11280.23
14	14		264"(6706mm)	TARX-54S4-L	S	JG4		9289.96	10702.45	10108.10	11520.59
14	16		270"(6858mm)	TARX-54T0-L	S	JG4		9489.85	10924.18	10326.62	11760.95
8	14	60"(1524mm)	186"(4724mm)	TARX-60J6-L	S	JG4		\$ 7256.81	\$ 8512.04	\$ 7896.93	\$ 9152.16
8	14		192"(4877mm)	TARX-60K2-L	S	JG4		7474.44	8751.51	8135.26	9412.33
8	14		198"(5029mm)	TARX-60K8-L	S	JG4		7692.07	8990.98	8373.59	9672.50
8	14		204"(5182mm)	TARX-60L4-L	S	JG4		7909.70	9230.45	8611.92	9932.67
8	14		210"(5334mm)	TARX-60M0-L	S	JG4		8127.33	9469.92	8850.25	10192.84
8	14		216"(5486mm)	TARX-60M6-L	S	JG4		8344.96	9709.39	9088.58	10453.01
14	14		222"(5639mm)	TARX-60N2-L	S	JG4		8562.59	9948.86	9326.91	10713.18
14	14		228"(5791mm)	TARX-60N8-L	S	JG4		8780.22	10188.33	9565.24	10973.35
14	14		234"(5944mm)	TARX-60P4-L	S	JG4		8997.85	10427.80	9803.57	11233.52
14	14		240"(6096mm)	TARX-60Q0-L	S	JG4		9215.48	10667.27	10041.90	11493.69
14	14		246"(6248mm)	TARX-60Q6-L	S	JG4		9433.11	10906.74	10280.23	11753.86
14	14		252"(6401mm)	TARX-60R2-L	S	JG4		9650.74	11146.21	10518.56	12014.03
14	14		258"(6553mm)	TARX-60R8-L	S	JG4		9868.37	11385.68	10756.89	12274.20
14	14		264"(6706mm)	TARX-60S4-L	S	JG4		10086.00	11625.15	10995.22	12534.37
14	16		270"(6858mm)	TARX-60T0-L	S	JG4		10303.63	11864.62	11233.55	12794.54

*Recommended seating capacity based upon 27"(686mm) per chair.

Planes Conference Table — Perimeter Leg

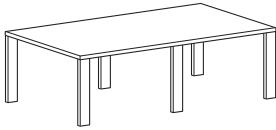
Square, Rectangular – 2”(51mm) Edge

Square



TARQ

Rectangular



TARA
Class TA1

Features

- Includes 2”(51mm) thick top, perimeter leg bases, and hardware.
- Standard table height is 30”(762mm).
- High-Pressure Laminate Top (HPL) with 3mm edgeband edges only.
- Table top seam is 3mm edgeband on multiple piece tops.
- Perimeter legs are painted aluminum.
- Perimeter leg is 1.38”(35mm) x 4”(102mm).
- Optional cable base can be specified for tables 36”(914mm)D and deeper:
 - 36”(914mm)D tables will ship with 8”(203mm) x 14”(356mm) cable base.
 - 42”(1067mm)D and deeper tables will ship with 14”(356mm) x 14”(356mm) cable base.
 - One piece tops will include one cable base to be centered under table top.
 - Two piece tops will include one cable base to be centered on seam under table top.
 - Cable base and table top(s) are laminate and can be specified in different surface colors and edge trim colors.
 - Refer to Specification Guide for use guidelines.
- Optional Flip top unit electrical modules are separately specified. Refer to electrical components for appropriate product specification.
- Available with glides only; 0.5”(13mm) height adjustment.
- Depth and width shown in nominal dimensions.
- Ships unassembled.

Specification Tips

- Cable base not recommended to 30”(762mm)D tables.
- Cable base for 36”(914mm)D table is not compatible with Flip Top Cut Out Options (M) and (Q).
- Tables with multiple-piece tops have equal sized pieces.
- The following Planes products are separately specified:
 - Grommets (field cut opening)
 - Flip top unit electrical modules
 - Horizontal wire management
- Refer to Specification Guide for seating capacities with Cable Base Option and leg locations.

To Order, Specify:

1) Product number, including:

1 Flip Top Unit Cutout(s):

Cutout options F, J, M, Q:
(add **\$48.58** list) for one-piece top; (add **\$97.16** list) for two-piece top

N None

F Center – single-sided/
4 outlets

J Center – single-sided/
6 outlets

M Center – double-sided/
8 outlets

Q Center – double-sided/
12 outlets

2 Cable Base Option:

N None

C Cable Base:
(add **\$976.50** list) for 36”(914mm)D tables;
(add **\$1029.71** list) for 42”(1067mm)D and deeper tables

2) Laminate surface color.

3) Edge trim color.

4) Base trim color.

5) Laminate Surface – Cable Base

6) Edge trim color – Cable Base

Note: \$66.79 upcharge list for Metallic and accent trim colors.

Planes Conference Table — Perimeter Leg

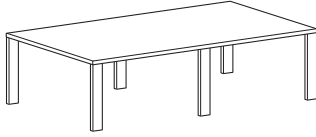
Square, Rectangular – 2”(51mm) Edge

No. of Pieces	No. of Legs	Seating Capacity*	Depth	Width	Number	①	②	HPL	
								A	B
Square									
1	4	4	42”(1067mm)	42”(1067mm)	TARQ-4242-LJM	PG4N		\$ 1255.16	\$ 1356.06
1	4	4	48”(1219mm)	48”(1219mm)	TARQ-4848-LJM	PG4N		1571.57	1702.47
1	4	4	54”(1372mm)	54”(1372mm)	TARQ-5454-LJM	PG4N		1928.76	2093.66
1	4	4	60”(1524mm)	60”(1524mm)	TARQ-6060-LJM	PG4N		2326.73	2529.63
2	6	6	66”(1676mm)	66”(1676mm)	TARQ-6666-LJM	PG4		\$ 3796.07	\$ 4040.97
2	6	6	72”(1829mm)	72”(1829mm)	TARQ-7272-LJM	PG4		4367.67	4658.57
Rectangular									
1	4	4	30”(762mm)	60”(1524mm)	TARA-3060-LJM	PG4N		\$ 1369.37	\$ 1471.29
1	4	4		66”(1676mm)	TARA-3066-LJM	PG4N		1473.81	1586.08
1	6	4		72”(1829mm)	TARA-3072-LJM	PG4N		1578.25	1700.87
1	4	4	36”(914mm)	60”(1524mm)	TARA-3660-LJM	PG4		\$ 1574.41	\$ 1697.03
1	4	4		66”(1676mm)	TARA-3666-LJM	PG4		1698.97	1834.01
1	4	4	42”(1067mm)	48”(1219mm)	TARA-4248-LJM	PG4		\$ 1490.09	\$ 1604.43
1	4	4		54”(1372mm)	TARA-4254-LJM	PG4		1634.77	1763.60
1	4	4		60”(1524mm)	TARA-4260-LJM	PG4		1779.45	1922.77
1	4	6		66”(1676mm)	TARA-4266-LJM	PG4		1924.13	2081.94
1	6	6		72”(1829mm)	TARA-4272-LJM	PG4		2068.81	2241.11
1	6	6		78”(1981mm)	TARA-4278-LJM	PG4		2213.49	2400.28
1	4	4	48”(1219mm)	54”(1372mm)	TARA-4854-LJM	PG4		\$ 1819.69	\$ 1967.15
1	4	4		60”(1524mm)	TARA-4860-LJM	PG4		1984.49	2148.51
1	4	6		66”(1676mm)	TARA-4866-LJM	PG4		2149.29	2329.87
1	6	6		72”(1829mm)	TARA-4872-LJM	PG4		2314.09	2511.23
1	6	8		78”(1981mm)	TARA-4878-LJM	PG4		2478.89	2692.59
1	4	4	54”(1372mm)	60”(1524mm)	TARA-5460-LJM	PG4		\$ 2189.53	\$ 2374.25
1	4	6		66”(1676mm)	TARA-5466-LJM	PG4		2374.45	2577.80
1	6	6		72”(1829mm)	TARA-5472-LJM	PG4		2559.37	2781.35
1	6	6		78”(1981mm)	TARA-5478-LJM	PG4		2744.29	2984.90
1	4	8	60”(1524mm)	66”(1676mm)	TARA-6066-LJM	PG4		\$ 2599.61	\$ 2825.73
1	6	8		72”(1829mm)	TARA-6072-LJM	PG4		2804.65	3051.47
1	6	8		78”(1981mm)	TARA-6078-LJM	PG4		3009.69	3277.21

*Recommended seating capacity based upon 27”(686mm) per chair.

Planes Conference Table — Perimeter Leg

Rectangular – 2”(51mm) Edge



TARA
Class TA1

Features

- Includes 2”(51mm) thick top, perimeter leg bases, and hardware.
- Standard table height is 30”(762mm).
- High-Pressure Laminate Top (HPL) with 3mm edgeband edges only.
- Perimeter legs are painted aluminum.
- Perimeter leg is 1.38”(35mm) x 4”(102mm).
- Optional cable base can be specified for tables 36”(914mm)D and deeper:
 - 36”(914mm)D tables will ship with 8”(203mm) x 14”(356mm) cable base.
 - 42”(1067mm)D and deeper tables will ship with 14”(356mm) x 14”(356mm) cable base.
 - One piece tops will include one cable base to be centered under table top.
 - Cable base and table top(s) are laminate and can be specified in different surface colors and edge trim colors.
 - Refer to Specification Guide for use guidelines.
- Optional Flip top unit electrical modules are separately specified. Refer to electrical components for appropriate product specification.
- Available with glides only; 0.5”(13mm) height adjustment.
- Depth and width shown in nominal dimensions.
- Ships unassembled.

Specification Tips

- The following Planes products are separately specified:
 - Grommets (field cut opening)
 - Flip top unit electrical modules
 - Horizontal wire management
- Refer to Specification Guide for seating capacities with Cable Base Option and leg locations.

To Order, Specify:

1) Product number, including:

1 Flip Top Unit Cutout(s):

- N** None
- F** Center – single-sided/
4 outlets (add **\$48.58** list)
- V** Left/Right – single-sided/
4 outlets (add **\$97.16** list)
- J** Center – single-sided/
6 outlets (add **\$48.58** list)
- K** Left/Right – single-sided/
6 outlets (add **\$97.16** list)
- M** Center – double-sided/
8 outlets (add **\$48.58** list)
- P** Left/Right – double-sided/
8 outlets (add **\$97.16** list)
- Q** Center – double-sided/
12 outlets (add **\$48.58** list)
- T** Left/Right – double-sided/
12 outlets (add **\$97.16** list)

2 Cable Base Option:

- N** None
- C** Cable Base:
(add **\$976.50** list) for
36”(914mm)D tables;
(add **\$1029.71** list) for
42”(1067mm)D and deeper
tables

- 2) Laminate surface color.
- 3) Edge trim color.
- 4) Base trim color.
- 5) Laminate Surface – Cable Base
- 6) Edge trim color – Cable Base

Note: **\$66.79** upcharge list for Metallic and accent trim colors.

Planes Conference Table — Perimeter Leg

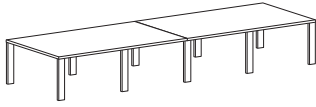
Rectangular – 2”(51mm) Edge

No. of Legs	Seating Capacity*	Depth	Width	Number	①	②	HPL	
							A	B
6	6	36”(914mm)	72”(1829mm)	TARA-3672-LJM	PG4		\$ 1823.53	\$ 1970.99
6	6		78”(1981mm)	TARA-3678-LJM	PG4		1948.09	2107.97
6	6		84”(2134mm)	TARA-3684-LJM	PG4		2072.65	2244.95
6	8		90”(2286mm)	TARA-3690-LJM	PG4		2197.21	2381.93
6	8		96”(2438mm)	TARA-3696-LJM	PG4		2321.77	2518.91
6	6	42”(1067mm)	84”(2134mm)	TARA-4284-LJM	PG4		\$ 2358.17	\$ 2559.45
6	8		90”(2286mm)	TARA-4290-LJM	PG4		2502.85	2718.62
6	8		96”(2438mm)	TARA-4296-LJM	PG4		2647.53	2877.79
6	8		102”(2591mm)	TARA-42A2-LJM	PG4		2792.21	3036.96
6	10		108”(2743mm)	TARA-42A8-LJM	PG4		2936.89	3196.13
6	10		114”(2896mm)	TARA-42B4-LJM	PG4		3081.57	3355.30
6	10		120”(3048mm)	TARA-42C0-LJM	PG4		3226.25	3514.47
6	6	48”(1219mm)	84”(2134mm)	TARA-4884-LJM	PG4		\$ 2643.69	\$ 2873.95
6	8		90”(2286mm)	TARA-4890-LJM	PG4		2808.49	3055.31
6	8		96”(2438mm)	TARA-4896-LJM	PG4		2973.29	3236.67
6	8		102”(2591mm)	TARA-48A2-LJM	PG4		3138.09	3418.03
6	10		108”(2743mm)	TARA-48A8-LJM	PG4		3302.89	3599.39
6	10		114”(2896mm)	TARA-48B4-LJM	PG4		3467.69	3780.75
6	10		120”(3048mm)	TARA-48C0-LJM	PG4		3632.49	3962.11
6	8	54”(1372mm)	84”(2134mm)	TARA-5484-LJM	PG4		\$ 2929.21	\$ 3188.45
6	10		90”(2286mm)	TARA-5490-LJM	PG4		3114.13	3392.00
6	10		96”(2438mm)	TARA-5496-LJM	PG4		3299.05	3595.55
6	10		102”(2591mm)	TARA-54A2-LJM	PG4		3483.97	3799.10
6	10		108”(2743mm)	TARA-54A8-LJM	PG4		3668.89	4002.65
6	10		114”(2896mm)	TARA-54B4-LJM	PG4		3853.81	4206.20
6	10		120”(3048mm)	TARA-54C0-LJM	PG4		4038.73	4409.75
6	10	60”(1524mm)	84”(2134mm)	TARA-6084-LJM	PG4		\$ 3214.73	\$ 3502.95
6	10		90”(2286mm)	TARA-6090-LJM	PG4		3419.77	3728.69
6	10		96”(2438mm)	TARA-6096-LJM	PG4		3624.81	3954.43
6	10		102”(2591mm)	TARA-60A2-LJM	PG4		3829.85	4180.17
6	10		108”(2743mm)	TARA-60A8-LJM	PG4		4034.89	4405.91
6	10		114”(2896mm)	TARA-60B4-LJM	PG4		4239.93	4631.65
6	10		120”(3048mm)	TARA-60C0-LJM	PG4		4444.97	4857.39

*Recommended seating capacity based upon 27”(686mm) per chair.

Planes Conference Table — Perimeter Leg

Rectangular – 2”(51mm) Edge — Two-Piece Top



TARA
Class TA1

Features

- Includes 2”(51mm) thick top, perimeter leg bases, and hardware.
- Standard table height is 30”(762mm).
- High-Pressure Laminate Top (HPL) with 3mm edgeband edges only.
- Table top seam is 3mm edgeband.
- Perimeter legs are painted aluminum.
- Perimeter leg is 1.38”(35mm) x 4”(102mm).
- Optional cable base is available:
 - 42”(1067mm)D and deeper tables will ship with 14”(356mm) x 14”(356mm) cable base.
 - Two piece tops will include one cable base to be centered on seams under table top.
 - Cable base and table top(s) are laminate and can be specified in different surface colors and edge trim colors.
 - Refer to Specification Guide for use guidelines.
- Optional Flip top unit electrical modules are separately specified. Refer to electrical components for appropriate product specification.
- Available with glides only; 0.5”(13mm) height adjustment.
- Depth and width shown in nominal dimensions.
- Ships unassembled.

Specification Tips

- Tables with multiple-piece tops have equal sized pieces.
- The following Planes products are separately specified:
 - Grommets (field cut opening)
 - Flip top unit electrical modules
 - Horizontal wire management
- Refer to Specification Guide for seating capacities with Cable Base Option and leg locations.

To Order, Specify:

1) Product number, including:

1 Flip Top Unit Cutout(s):

- N** None
- F** Center – single-sided/
4 outlets (add **\$97.16** list)
- V** Left/Right – single-sided/
4 outlets (add **\$194.32** list)
- J** Center – single-sided/
6 outlets (add **\$97.16** list)
- K** Left/Right – single-sided/
6 outlets (add **\$194.32** list)
- M** Center – double-sided/
8 outlets (add **\$97.16** list)
- P** Left/Right – double-sided/
8 outlets (add **\$194.32** list)
- Q** Center – double-sided/
12 outlets (add **\$97.16** list)
- T** Left/Right – double-sided/
12 outlets (add **\$194.32** list)

2 Cable Base Option:

- N** None
- C** Cable Base (add **\$1029.71** list)

- 2) Laminate surface color.
- 3) Edge trim color.
- 4) Base trim color.
- 5) Laminate Surface – Cable Base
- 6) Edge trim color – Cable Base

Note: \$66.79 upcharge list for Metallic and accent trim colors.

Planes Conference Table — Perimeter Leg

Rectangular – 2”(51mm) Edge — Two-Piece Top

No. of Legs	Seating Capacity*	Depth	Width	Number	①	②	HPL	
							A	B
6	10	42”(1067mm)	126”(3200mm)	TARA-42C6-LJM	PG4		\$ 4710.09	\$ 5012.80
6	10		132”(3353mm)	TARA-42D2-LJM	PG4		4913.19	5230.39
10	10		138”(3505mm)	TARA-42D8-LJM	PG4		5116.29	5447.98
10	10		144”(3658mm)	TARA-42E4-LJM	PG4		5319.39	5665.57
10	10		150”(3810mm)	TARA-42F0-LJM	PG4		5522.49	5883.16
10	12		156”(3962mm)	TARA-42F6-LJM	PG4		5725.59	6100.75
10	12		162”(4115mm)	TARA-42G2-LJM	PG4		5928.69	6318.34
10	12		168”(4267mm)	TARA-42G8-LJM	PG4		6131.79	6535.93
10	12		174”(4420mm)	TARA-42H4-LJM	PG4		6334.89	6753.52
10	14		180”(4572mm)	TARA-42J0-LJM	PG4		6537.99	6971.11
6	10	48”(1219mm)	126”(3200mm)	TARA-48C6-LJM	PG4		\$ 5298.83	\$ 5645.01
6	10		132”(3353mm)	TARA-48D2-LJM	PG4		5531.29	5894.03
10	10		138”(3505mm)	TARA-48D8-LJM	PG4		5763.75	6143.05
10	10		144”(3658mm)	TARA-48E4-LJM	PG4		5996.21	6392.07
10	10		150”(3810mm)	TARA-48F0-LJM	PG4		6228.67	6641.09
10	12		156”(3962mm)	TARA-48F6-LJM	PG4		6461.13	6890.11
10	12		162”(4115mm)	TARA-48G2-LJM	PG4		6693.59	7139.13
10	12		168”(4267mm)	TARA-48G8-LJM	PG4		6926.05	7388.15
10	12		174”(4420mm)	TARA-48H4-LJM	PG4		7158.51	7637.17
10	14		180”(4572mm)	TARA-48J0-LJM	PG4		7390.97	7886.19
6	10	54”(1372mm)	126”(3200mm)	TARA-54C6-LJM	PG4		\$ 5887.62	\$ 6277.27
6	10		132”(3353mm)	TARA-54D2-LJM	PG4		6145.70	6553.98
10	10		138”(3505mm)	TARA-54D8-LJM	PG4		6403.78	6830.69
10	10		144”(3658mm)	TARA-54E4-LJM	PG4		6661.86	7107.40
10	10		150”(3810mm)	TARA-54F0-LJM	PG4		6919.94	7384.11
10	12		156”(3962mm)	TARA-54F6-LJM	PG4		7178.02	7660.82
10	12		162”(4115mm)	TARA-54G2-LJM	PG4		7436.10	7937.53
10	12		168”(4267mm)	TARA-54G8-LJM	PG4		7694.18	8214.24
10	14		174”(4420mm)	TARA-54H4-LJM	PG4		7952.26	8490.95
10	14		180”(4572mm)	TARA-54J0-LJM	PG4		8210.34	8767.66
6	10	60”(1524mm)	126”(3200mm)	TARA-60C6-LJM	PG4		\$ 6476.38	\$ 6909.50
6	10		132”(3353mm)	TARA-60D2-LJM	PG4		6760.11	7213.93
10	10		138”(3505mm)	TARA-60D8-LJM	PG4		7043.84	7518.36
10	10		144”(3658mm)	TARA-60E4-LJM	PG4		7327.57	7822.79
10	10		150”(3810mm)	TARA-60F0-LJM	PG4		7611.30	8127.22
10	12		156”(3962mm)	TARA-60F6-LJM	PG4		7895.03	8431.65
10	12		162”(4115mm)	TARA-60G2-LJM	PG4		8178.76	8736.08
10	12		168”(4267mm)	TARA-60G8-LJM	PG4		8462.49	9040.51
10	14		174”(4420mm)	TARA-60H4-LJM	PG4		8746.22	9344.94
10	14		180”(4572mm)	TARA-60J0-LJM	PG4		8364.59	8984.01

*Recommended seating capacity based upon 27”(686mm) per chair.

Planes Conference Table — Perimeter Leg

Rectangular – 2”(51mm) Edge — Three-Piece Top



TARA
Class TA1

Features

- Includes 2”(51mm) thick top, perimeter leg bases, and hardware.
- Standard table height is 30”(762mm).
- High-Pressure Laminate Top (HPL) with 3mm edgeband edges only.
- Table top seams are 3mm edgeband.
- Perimeter legs are painted aluminum.
- Perimeter leg is 1.38”(35mm) x 4”(102mm).
- Optional cable bases are available:
 - 42”(1067mm)D and deeper tables will ship with 14”(356mm) x 14”(356mm) cable base.
 - Three piece tops will include two cable bases to be centered on seams.
 - Cable base and table top(s) are laminate and can be specified in different surface colors and edge trim colors.
 - Refer to Specification Guide for use guidelines.
- Optional Flip top unit electrical modules are separately specified. Refer to electrical components for appropriate product specification.
- Available with glides only; 0.5”(13mm) height adjustment.
- Depth and width shown in nominal dimensions.
- Ships unassembled.

Specification Tips

- Tables with multiple-piece tops have equal sized pieces.
- The following Planes products are separately specified:
 - Grommets (field cut opening)
 - Flip top unit electrical modules
 - Horizontal wire management
- Refer to Specification Guide for seating capacities with Cable Base Option and leg locations.

To Order, Specify:

1) Product number, including:

1 Flip Top Unit Cutout(s):

- N** None
- F** Center – single-sided/
4 outlets (add **\$145.74** list)
- V** Left/Right – single-sided/
4 outlets (add **\$291.48** list)
- J** Center – single-sided/
6 outlets (add **\$145.74** list)
- K** Left/Right – single-sided/
6 outlets (add **\$291.48** list)
- M** Center – double-sided/
8 outlets (add **\$145.74** list)
- P** Left/Right – double-sided/
8 outlets (add **\$291.48** list)
- Q** Center – double-sided/
12 outlets (add **\$145.74** list)
- T** Left/Right – double-sided/
12 outlets (add **\$291.48** list)

2 Cable Base Option:

- N** None
- C** Cable Base (2) (add **\$2059.42** list)

- 2) Laminate surface color.
- 3) Edge trim color.
- 4) Base trim color.
- 5) Laminate Surface – Cable Base
- 6) Edge trim color – Cable Base

Note: **\$66.79** upcharge list for Metallic and accent trim colors.

Planes Conference Table — Perimeter Leg

Rectangular – 2”(51mm) Edge — Three-Piece Top

No. of Legs	Seating Capacity*	Depth	Width	Number	①	②	HPL	
							A	B
8	14	42”(1067mm)	186”(4724mm)	TARA-42J6-LJM	PG4		\$ 6671.34	\$ 7118.95
8	14		192”(4877mm)	TARA-42K2-LJM	PG4		6874.44	7336.54
8	14		198”(5029mm)	TARA-42K8-LJM	PG4		7077.54	7554.13
14	14		204”(5182mm)	TARA-42L4-LJM	PG4		7280.64	7771.72
14	14		210”(5334mm)	TARA-42M0-LJM	PG4		7483.74	7989.31
14	14		216”(5486mm)	TARA-42M6-LJM	PG4		7686.84	8206.90
14	16		222”(5639mm)	TARA-42N2-LJM	PG4		7889.94	8424.49
14	16		228”(5791mm)	TARA-42N8-LJM	PG4		8093.04	8642.08
14	16		234”(5944mm)	TARA-42P4-LJM	PG4		8296.14	8859.67
14	16		240”(6096mm)	TARA-42Q0-LJM	PG4		8499.24	9077.26
14	16		246”(6248mm)	TARA-42Q6-LJM	PG4		8702.34	9294.85
14	16		252”(6401mm)	TARA-42R2-LJM	PG4		8905.44	9512.44
14	18		258”(6553mm)	TARA-42R8-LJM	PG4		9108.54	9730.03
14	18		264”(6706mm)	TARA-42S4-LJM	PG4		9311.64	9947.62
14	20	270”(6858mm)	TARA-42T0-LJM	PG4		9822.24	10472.71	
8	14	48”(1219mm)	186”(4724mm)	TARA-48J6-LJM	PG4		\$ 7540.35	\$ 8052.13
8	14		192”(4877mm)	TARA-48K2-LJM	PG4		7769.12	8297.46
8	14		198”(5029mm)	TARA-48K8-LJM	PG4		7997.89	8542.79
14	14		204”(5182mm)	TARA-48L4-LJM	PG4		8226.66	8788.12
14	14		210”(5334mm)	TARA-48M0-LJM	PG4		8455.43	9033.45
14	14		216”(5486mm)	TARA-48M6-LJM	PG4		8684.20	9278.78
14	14		222”(5639mm)	TARA-48N2-LJM	PG4		8912.97	9524.11
14	16		228”(5791mm)	TARA-48N8-LJM	PG4		9141.74	9769.44
14	16		234”(5944mm)	TARA-48P4-LJM	PG4		9370.51	10014.77
14	16		240”(6096mm)	TARA-48Q0-LJM	PG4		9599.28	10260.10
14	16		246”(6248mm)	TARA-48Q6-LJM	PG4		9828.05	10505.43
14	16		252”(6401mm)	TARA-48R2-LJM	PG4		10056.82	10750.76
14	18		258”(6553mm)	TARA-48R8-LJM	PG4		10285.59	10996.09
14	18		264”(6706mm)	TARA-48S4-LJM	PG4		10514.36	11241.42
14	20	270”(6858mm)	TARA-48T0-LJM	PG4		10743.13	11486.75	
8	14	54”(1372mm)	186”(4724mm)	TARA-54J6-LJM	PG4		\$ 8304.58	\$ 8880.53
8	14		192”(4877mm)	TARA-54K2-LJM	PG4		8558.97	9153.55
8	14		198”(5029mm)	TARA-54K8-LJM	PG4		8813.36	9426.57
14	14		204”(5182mm)	TARA-54L4-LJM	PG4		9067.75	9699.59
14	14		210”(5334mm)	TARA-54M0-LJM	PG4		9322.14	9972.61
14	14		216”(5486mm)	TARA-54M6-LJM	PG4		9576.53	10245.63
14	16		222”(5639mm)	TARA-54N2-LJM	PG4		9830.92	10518.65
14	16		228”(5791mm)	TARA-54N8-LJM	PG4		10085.31	10791.67
14	16		234”(5944mm)	TARA-54P4-LJM	PG4		10339.70	11064.69
14	16		240”(6096mm)	TARA-54Q0-LJM	PG4		10594.09	11337.71
14	16		246”(6248mm)	TARA-54Q6-LJM	PG4		10848.48	11610.73
14	16		252”(6401mm)	TARA-54R2-LJM	PG4		11102.87	11883.75
14	18		258”(6553mm)	TARA-54R8-LJM	PG4		11357.26	12156.77
14	18		264”(6706mm)	TARA-54S4-LJM	PG4		11611.65	12429.79
14	20	270”(6858mm)	TARA-54T0-LJM	PG4		11866.04	12702.81	
8	14	60”(1524mm)	186”(4724mm)	TARA-60J6-LJM	PG4		\$ 8995.25	\$ 9635.37
8	14		192”(4877mm)	TARA-60K2-LJM	PG4		9275.31	9936.13
8	14		198”(5029mm)	TARA-60K8-LJM	PG4		9555.37	10236.89
14	14		204”(5182mm)	TARA-60L4-LJM	PG4		9835.43	10537.65
14	14		210”(5334mm)	TARA-60M0-LJM	PG4		10115.49	10838.41
14	14		216”(5486mm)	TARA-60M6-LJM	PG4		10395.55	11139.17
14	16		222”(5639mm)	TARA-60N2-LJM	PG4		10675.61	11439.93
14	16		228”(5791mm)	TARA-60N8-LJM	PG4		10955.67	11740.69
14	16		234”(5944mm)	TARA-60P4-LJM	PG4		11235.73	12041.45
14	16		240”(6096mm)	TARA-60Q0-LJM	PG4		11515.79	12342.21
14	16		246”(6248mm)	TARA-60Q6-LJM	PG4		11795.85	12642.97
14	16		252”(6401mm)	TARA-60R2-LJM	PG4		12075.91	12943.73
14	18		258”(6553mm)	TARA-60R8-LJM	PG4		12355.97	13244.49
14	18		264”(6706mm)	TARA-60S4-LJM	PG4		12636.03	13545.25
14	20	270”(6858mm)	TARA-60T0-LJM	PG4		12916.09	13846.01	

*Recommended seating capacity based upon 27”(686mm) per chair.

Planes Conference Table Top

for use with Column Base

Catalog Logic

TA RA - 48 CO - L F S Q B N N N

Platform: _____
 (TA) Planes Tables

Top Shape: _____
 (RA) Rectangle
 (RP) Pebble
 (RX) Hexagon
 (RN) Round (RQ) Square

Depth: _____
 36 - 36"(914mm)
 42 - 42"(1067mm)
 48 - 48"(1219mm)
 54 - 54"(1372mm)
 60 - 60"(1524mm)

Width: _____
 36 - 36"(914mm) F6 - 156"(3962mm)
 42 - 42"(1067mm) G2 - 162"(4115mm)
 48 - 48"(1219mm) G8 - 168"(4267mm)
 54 - 54"(1372mm) H4 - 174"(4420mm)
 60 - 60"(1524mm) JO - 180"(4572mm)
 66 - 66"(1676mm) J6 - 186"(4724mm)
 72 - 72"(1829mm) K2 - 192"(4877mm)
 78 - 78"(1981mm) K8 - 198"(5029mm)
 84 - 84"(2134mm) L4 - 2046"(51968mm)
 90 - 90"(2286mm) MO - 210"(5334mm)
 96 - 96"(2438mm) M6 - 216"(5486mm)
 A2 - 102"(2591mm) N2 - 222"(5639mm)
 A8 - 108"(2743mm) N8 - 228"(5791mm)
 B4 - 114"(2896mm) P4 - 234"(5944mm)
 C0 - 120"(3048mm) Q0 - 240"(6096mm)
 C6 - 126"(3200mm) Q6 - 246"(6248mm)
 D2 - 132"(3353mm) R2 - 252"(6401mm)
 D8 - 138"(3505mm) R8 - 258"(6553mm)
 E4 - 144"(3658mm) S4 - 264"(6706mm)
 F0 - 150"(3810mm) T0 - 270"(6858mm)

Surface Material: _____
 (L) High-Pressure Laminate (HPL)

Edge HPL: _____
 (F) Knife Edge
 (J) Edgeband

Core Type: _____
 (S) Standard

Cutout: _____
 (N) No Cutouts
 (F) 4 Outlet Cutout Single-sided, Center
 (V) 4 Outlet Cutout Single-sided, Left/Right
 (J) 6 Outlet Cutout Single-sided, Center
 (K) 6 Outlet Cutout Single-side, Left/Right
 (M) 8 Outlet Double-sided, Center
 (P) 8 Outlet Double-sided, Left/Right
 (Q) 12 Outlet Double-sided, Center
 (T) 12 Outlet Double-sided, Left/Right

Base Type: _____
 (B) Column Base

Base Foot: _____
 (N) NA

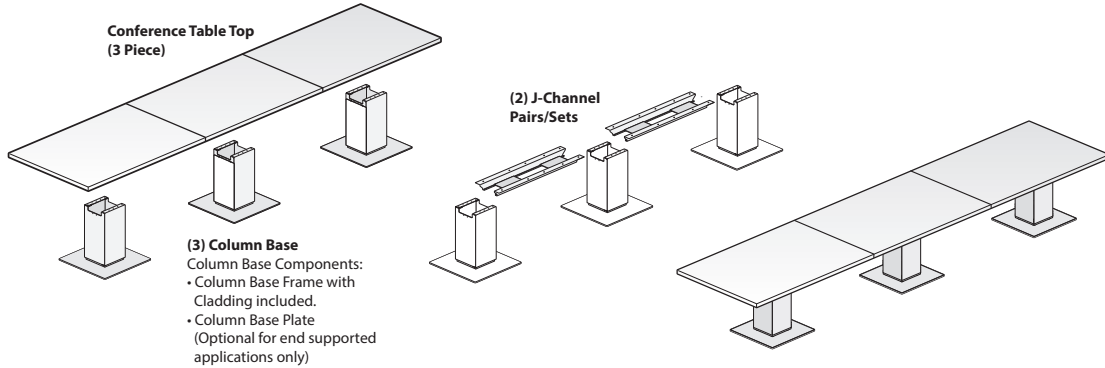
Height/Mechanism: _____
 (N) NA

Cable Base: _____
 (N) NA

Planes Conference Table with Column Base

Component Specification Overview

Planes Conference Top(s), Column Base Frame(s), Column Base Plate(s) and J-Channel(s) are separately specified. See below for required component specification.



Conference Top

- The number of tops depend on the width of the conference table. Top options include a 1-piece top, 2-piece top or 3-piece top.

Column Base Frames

- Column Base Frames are square and include cladding. Available in two widths: 9”(229mm) and 12”(305mm), and in three heights: 26”(660mm) for lounge height, 28”(711mm) for seated height, and 40”(1016mm) for standing height. Cladding shapes can be round or flat. Round Cladding is only available painted, while Flat Cladding can be High Pressure Laminate (HPL), or made of wood. Column Base Frame is available painted without cladding.
 - The table top width and the number of pieces determine the quantity of column base frames needed. **Refer to Matrix-A for details.**
 - The table top depth determines the column base frame size, either 9”(229mm) or 12”(305mm) square. **Refer to Matrix-B for details.**

Column Base Plate

- Round or Square Column Base Plates are available in four sizes: 21”(533mm), 24”(610mm), 27”(686mm) and 30”(762mm).
 - The column base plate size is specific to the column frame size of 9”(229mm) or 12”(305mm); specify accordingly.
 - The column frame width and the table top depth dictate the size of the column base plate. **Refer to Matrix-B for details.**

J-Channel

- Provides wire management and the required support below the Conference Table Top.
 - J-Channel is specified as one pair per catalog number. A pair of J-Channels are used between each column base.
 - The table top width and column size dictate the number of pairs and length of J-Channel. **Refer to Matrix-A for details.**

J-Channel Tray - Optional

- J-Channel Trays are optional and provide additional wire management between columns; lays in J-Channels.
 - Specify J-Channel Tray width to match Column Frame size.
 - The J-Channel length dictates the maximum number of J-Channel Trays. **Refer to Matrix-A for details.**

Planes Conference Table with Column Base

Component Specification Overview

MATRIX - A

Column Base Frame Quantity & J Channel Quantity and Size - Specification Matrix							
Table Width	Number of Pieces in Top	Number of Column Base Frames	Number of Pairs of J Channel	9"(229mm) x 9"(229mm) Column Base Frame		12"(305mm) x 12"(305mm) Column Base Frame	
				J Channel Length Nominal/(Actual)	# of Trays (Maximum)	J Channel Length Nominal/(Actual)	# of Trays (Maximum)
96"(2438mm)	1	2	1	29"(737mm)/22.25"(565mm)	1	26"(660mm)/19.25"(489mm)	1
102"(2591mm)	1	2	1	35"(889mm)/28.25"(718mm)	1	32"(813mm)/25.25"(641mm)	1
108"(2743mm)	1	2	1	41"(1041mm)/34.25"(870mm)	2	38"(965mm)/31.25"(794mm)	2
114"(2896mm)	1	2	1	47"(1194mm)/40.25"(1022mm)	2	44"(1118mm)/37.25"(946mm)	2
120"(3048mm)	1	2	1	53"(1346mm)/46.25"(1175mm)	3	50"(1270mm)/43.25"(1099mm)	2
126"(3200mm)	2	2	1	59"(1499mm)/52.25"(1327mm)	3	56"(1422mm)/49.25"(1251mm)	3
132"(3353mm)	2	2	1	65"(1651mm)/58.25"(1480mm)	3	62"(1575mm)/55.25"(1403mm)	3
138"(3505mm)	2	2	1	71"(1803mm)/64.25"(1632mm)	4	68"(1727mm)/61.25"(1556mm)	4
144"(3658mm)	2	2	1	77"(1956mm)/70.25"(1784mm)	4	74"(1880mm)/67.25"(1708mm)	4
150"(3810mm)	2	2	1	83"(2108mm)/76.25"(1937mm)	5	80"(2032mm)/73.25"(1861mm)	5
156"(3962mm)	2	2	1	89"(2261mm)/82.25"(2089mm)	5	86"(2184mm)/79.25"(2013mm)	5
162"(4115mm)	2	2	1	95"(2413mm)/88.25"(2242mm)	6	92"(2337mm)/85.25"(2165mm)	5
168"(4267mm)	2	2	1	100"(2540mm)/94.25"(2394mm)	6	98"(2489mm)/91.25"(2318mm)	6
174"(4420mm)	2	3	2	50"(1270mm)/43.25"(1099mm)	2	47"(1194mm)/40.25"(1022mm)	2
180"(4572mm)	2	3	2	53"(1346mm)/46.25"(1175mm)	3	50"(1270mm)/43.25"(1099mm)	2
186"(4724mm)	3	3	2	56"(1422mm)/49.25"(1251mm)	3	53"(1346mm)/46.25"(1175mm)	3
192"(4877mm)	3	3	2	59"(1499mm)/52.25"(1327mm)	3	56"(1422mm)/49.25"(1251mm)	3
198"(5029mm)	3	3	2	62"(1575mm)/55.25"(1403mm)	3	59"(1499mm)/52.25"(1327mm)	3
204"(5182mm)	3	3	2	65"(1651mm)/58.25"(1480mm)	3	62"(1575mm)/55.25"(1403mm)	3
210"(5334mm)	3	3	2	68"(1727mm)/61.25"(1556mm)	4	65"(1651mm)/58.25"(1480mm)	3
216"(5486mm)	3	3	2	71"(1803mm)/64.25"(1632mm)	4	68"(1727mm)/61.25"(1556mm)	4
222"(5639mm)	3	3	2	74"(1880mm)/67.25"(1708mm)	4	71"(1803mm)/64.25"(1632mm)	4
228"(5791mm)	3	3	2	77"(1956mm)/70.25"(1784mm)	4	74"(1880mm)/67.25"(1708mm)	4
234"(5944mm)	3	3	2	80"(2032mm)/73.25"(1861mm)	5	77"(1956mm)/70.25"(1784mm)	4
240"(6096mm)	3	3	2	83"(2108mm)/76.25"(1937mm)	5	80"(2032mm)/73.25"(1861mm)	5
246"(6248mm)	3	3	2	86"(2184mm)/79.25"(2013mm)	5	83"(2108mm)/76.25"(1937mm)	5
252"(6401mm)	3	3	2	89"(2261mm)/82.25"(2089mm)	5	86"(2184mm)/79.25"(2013mm)	5
258"(6553mm)	3	3	2	92"(2337mm)/85.25"(2165mm)	5	89"(2261mm)/82.25"(2089mm)	5
264"(6706mm)	3	3	2	95"(2413mm)/88.25"(2242mm)	6	92"(2337mm)/85.25"(2165mm)	5
270"(6858mm)	3	3	2	98"(2489mm)/91.25"(2318mm)	6	95"(2413mm)/88.25"(2242mm)	6

MATRIX - B

Column Frame Size & Column Base Plate Size - Specification Matrix					
Table Depth	9"(229mm) x 9"(229mm) Column Base Frame		12"(305mm) x 12"(305mm) Column Base Frame		
	21"(533mm) Base Plate (Round or Square)	24"(610mm) Base Plate (Round or Square)	24"(610mm) Base Plate (Round or Square)	27"(686mm) Base Plate (Round or Square)	30"(762mm) Base Plate (Round or Square)
36"(914mm)	✓	✓	✓	✓	✓
42"(1067mm)		✓	✓	✓	✓
48"(1219mm)				✓	✓
54"(1372mm)				✓ (Square only)	✓
60"(1524mm)				✓ (Square only)	✓

Planes Conference Table Top

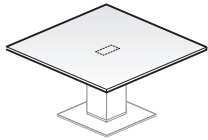
Round, Square, Pebble (for use with Column Base)

Round



TARN

Square



TARQ

Pebble



TARP
Class TA1

Features

- Includes 1.18"(30mm) thick top.
- High-Pressure Laminate Top (HPL) with 3mm edgeband or knife, based upon shape.
- Top available in standard core.
- **Requires separately specified Column Base.**
- Optional power modules are separately specified.
- Depth and width shown in nominal dimensions.

Specification Tips

- Conference Top requires separately specified components for Column Base:
 - Column Base Frame
 - Column Base Plate
- Cutouts are optional. If specified they are factory installed.
- Each cutout requires a separately specified flip top unit electrical module.
- Separately specified Planes grommets are available for field installation.
- For separately specified required components refer to the **Component Specification Overview** located in the front of the price list; see Planes Conference Table Tops (for use with Column Base).

To Order, Specify:

1) Product number, including;

1 Edge Options:

Laminate:

- J** Edgeband
- F** Knife

2 Cutout Options:

- N** No Cutout
- F** Center, Single-Sided/
4 outlets (add **\$48.58** list)
- J** Center, Single-Sided/
6 outlets (add **\$48.58** list)
- M** Center, Double-Sided/
8 outlets (add **\$48.58** list)
- Q** Center, Double-Sided/
12 outlets (add **\$48.58** list)

2) Laminate surface color.

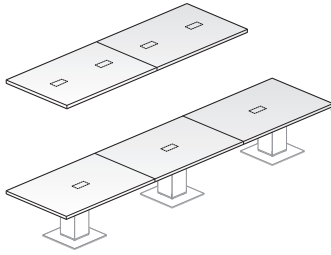
3) Edgeband trim color.

No. of Pieces	Seating Capacity*	Depth	Width	Number	①	②	HPL			
							A	J	F	B
Round										
1	4	36"(914mm)	36"(914mm)	TARN-3636-L	S	BNNN	\$ 565.69	\$ 891.94	\$ 662.70	\$ 988.95
1	4	42"(1067mm)	42"(1067mm)	TARN-4242-L	S	BNNN	795.95	1166.36	918.05	1288.46
1	4	48"(1219mm)	48"(1219mm)	TARN-4848-L	S	BNNN	1060.01	1474.58	1211.06	1625.63
1	8	54"(1372mm)	54"(1372mm)	TARN-5454-L	S	BNNN	1357.87	1816.60	1541.73	2000.46
1	8	60"(1524mm)	60"(1524mm)	TARN-6060-L	S	BNNN	1689.53	2192.42	1910.06	2412.95
Square										
1	4	36"(914mm)	36"(914mm)	TARQ-3636-L	S	BNNN	\$ 564.25	\$ 877.54	\$ 661.26	\$ 974.55
1	4	42"(1067mm)	42"(1067mm)	TARQ-4242-L	S	BNNN	794.27	1149.56	916.37	1271.66
1	4	48"(1219mm)	48"(1219mm)	TARQ-4848-L	S	BNNN	1058.09	1455.38	1209.14	1606.43
1	8	54"(1372mm)	54"(1372mm)	TARQ-5454-L	S	BNNN	1355.71	1795.00	1539.57	1978.86
1	8	60"(1524mm)	60"(1524mm)	TARQ-6060-L	S	BNNN	1687.13	2168.42	1907.66	2388.95
Pebble										
1	4	36"(914mm)	36"(914mm)	TARP-3636-L	S	BNNN	\$ 565.69	\$ 891.94	\$ 662.70	\$ 988.95
1	4	42"(1067mm)	42"(1067mm)	TARP-4242-L	S	BNNN	795.95	1166.36	918.05	1288.46
1	4	48"(1219mm)	48"(1219mm)	TARP-4848-L	S	BNNN	1060.01	1474.58	1211.06	1625.63
1	8	54"(1372mm)	54"(1372mm)	TARP-5454-L	S	BNNN	1357.87	1816.60	1541.73	2000.46
1	8	60"(1524mm)	60"(1524mm)	TARP-6060-L	S	BNNN	1689.53	2192.42	1910.06	2412.95

*Recommended seating capacity based upon 27"(687mm) per chair.

Planes Conference Table Top

Rectangle (for use with Column Base)



TARA
Class TA1

Features

- Includes 1.18"(30mm) thick top.
- High-Pressure Laminate Top (HPL) with 3mm edgeband or knife edge. Multiple piece tops are 1mm edgeband at the seams.
- Table top seams are 1mm edgeband.
- **Requires separately specified Column Base and J Channels.**
- Optional power modules are separately specified.
- Depth and width shown in nominal dimensions.

Specification Tips

- Multiple piece conference tops have equal sized pieces and are shipped unassembled.
- Conference Top requires separately specified components for Column Base:
 - Column Base Frame
 - Column Base Plate
- Conference Top requires separately specified J Channels for support and load purposes.
- Cutouts are optional. If specified they are factory installed.
- Each cutout requires a separately specified flip top unit electrical module.
- Separately specified Planes grommets are available for field installation.
- For separately specified required components refer to the **Component Specification Overview** located in the front of the price list; see Planes Conference Table Tops (for use with Column Base).

To Order, Specify:

1) Product number, including;

1 Edge Options:

Laminate:

- J** Edgeband
- F** Knife

2 Cutout Options:

- N** No Cutout
- F** Center, Single-Sided/ 4 outlets, see chart for upcharge
- V** Left/Right, Single-Sided/ 4 outlets, see chart for upcharge
- J** Center, Single-Sided/ 6 outlets, see chart for upcharge
- K** Left/Right, Single-Sided/ 6 outlets, see chart for upcharge
- M** Center, Double-Sided/ 8 outlets, see chart for upcharge
- P** Left/Right, Double-Sided/ 8 outlets, see chart for upcharge
- Q** Center, Double-Sided/ 12 outlets, see chart for upcharge
- T** Left/Right, Double-Sided/ 12 outlets, see chart for upcharge

2) Laminate surface color.

3) Edgeband trim color.

Cutout Option Upcharges

Cutout	1Piece	2Piece	3Piece
F	\$48.58	\$ 97.16	\$145.74
V	\$ 97.16	\$194.32	\$291.48
J	\$48.58	\$ 97.16	\$145.74
K	\$ 97.16	\$194.32	\$291.48
M	\$48.58	\$ 97.16	\$145.74
P	\$ 97.16	\$194.32	\$291.48
Q	\$48.58	\$ 97.16	\$145.74
T	\$ 97.16	\$194.32	\$291.48

Planes Conference Table Top

Rectangle (for use with Column Base)

No. of Pieces	Seating Capacity*	Depth	Width	Number	①	②	HPL		B	
							A	F	J	F
1	8	42"(1067mm)	96"(2438mm)	TARA-4296-L	S	BNNN	\$ 1877.34	\$ 2413.35	\$2096.86	\$2632.87
1	8		102"(2591mm)	TARA-42A2-L	S	BNNN	2000.48	2557.13	2233.72	2790.37
1	10		108"(2743mm)	TARA-42A8-L	S	BNNN	2123.62	2700.91	2370.58	2947.87
1	10		114"(2896mm)	TARA-42B4-L	S	BNNN	2246.76	2844.69	2507.44	3105.37
1	10		120"(3048mm)	TARA-42C0-L	S	BNNN	2369.90	2988.47	2644.30	3262.87
2	10		126"(3200mm)	TARA-42C6-L	S	BNNN	3273.46	3952.24	3561.58	4240.36
2	10		132"(3353mm)	TARA-42D2-L	S	BNNN	3431.60	4131.02	3733.44	4432.86
2	12		138"(3505mm)	TARA-42D8-L	S	BNNN	3589.74	4309.80	3905.30	4625.36
2	12		144"(3658mm)	TARA-42E4-L	S	BNNN	3747.88	4488.58	4077.16	4817.86
2	12		150"(3810mm)	TARA-42F0-L	S	BNNN	3906.02	4667.36	4249.02	5010.36
2	12		156"(3962mm)	TARA-42F6-L	S	BNNN	4064.16	4846.14	4420.88	5202.86
2	14		162"(4115mm)	TARA-42G2-L	S	BNNN	4222.30	5024.92	4592.74	5395.36
2	14		168"(4267mm)	TARA-42G8-L	S	BNNN	4380.44	5203.70	4764.60	5587.86
2	14		174"(4420mm)	TARA-42H4-L	S	BNNN	4538.58	5382.48	4936.46	5780.36
2	14		180"(4572mm)	TARA-42J0-L	S	BNNN	4696.72	5561.26	5108.32	5972.86
3	14		186"(4724mm)	TARA-42J6-L	S	BNNN	4872.33	5808.10	5297.65	6233.42
3	16		192"(4877mm)	TARA-42K2-L	S	BNNN	5030.47	5986.88	5469.51	6425.92
3	16		198"(5029mm)	TARA-42K8-L	S	BNNN	5188.61	6165.66	5641.37	6618.42
3	16		204"(5182mm)	TARA-42L4-L	S	BNNN	5346.75	6344.44	5813.23	6810.92
3	16		210"(5334mm)	TARA-42M0-L	S	BNNN	5504.89	6523.22	5985.09	7003.42
3	18		216"(5486mm)	TARA-42M6-L	S	BNNN	5663.03	6702.00	6156.95	7195.92
3	18		222"(5639mm)	TARA-42N2-L	S	BNNN	5821.17	6880.78	6328.81	7388.42
3	18		228"(5791mm)	TARA-42N8-L	S	BNNN	5979.31	7059.56	6500.67	7580.92
3	18		234"(5944mm)	TARA-42P4-L	S	BNNN	6137.45	7238.34	6672.53	7773.42
3	18		240"(6096mm)	TARA-42Q0-L	S	BNNN	6295.59	7417.12	6844.39	7965.92
3	20		246"(6248mm)	TARA-42Q6-L	S	BNNN	6453.73	7595.90	7016.25	8158.42
3	20		252"(6401mm)	TARA-42R2-L	S	BNNN	6611.87	7774.68	7188.11	8350.92
3	20		258"(6553mm)	TARA-42R8-L	S	BNNN	6770.01	7953.46	7359.97	8543.42
3	20		264"(6706mm)	TARA-42S4-L	S	BNNN	6928.15	8132.24	7531.83	8735.92
3	22		270"(6858mm)	TARA-42T0-L	S	BNNN	7086.29	8311.02	7703.69	8928.42
1	8	48"(1219mm)	96"(2438mm)	TARA-4896-L	S	BNNN	\$ 2154.02	\$ 2710.67	\$2404.90	\$ 2961.55
1	8		102"(2591mm)	TARA-48A2-L	S	BNNN	2294.22	2871.51	2560.78	3138.07
1	10		108"(2743mm)	TARA-48A8-L	S	BNNN	2434.42	3032.35	2716.66	3314.59
1	10		114"(2896mm)	TARA-48B4-L	S	BNNN	2574.62	3193.19	2872.54	3491.11
1	10		120"(3048mm)	TARA-48C0-L	S	BNNN	2714.82	3354.03	3028.42	3667.63
2	10		126"(3200mm)	TARA-48C6-L	S	BNNN	3747.42	4446.84	4076.70	4776.12
2	10		132"(3353mm)	TARA-48D2-L	S	BNNN	3922.62	4642.68	4267.58	4987.64
2	12		138"(3505mm)	TARA-48D8-L	S	BNNN	4097.82	4838.52	4458.46	5199.16
2	12		144"(3658mm)	TARA-48E4-L	S	BNNN	4273.02	5034.36	4649.34	5410.68
2	12		150"(3810mm)	TARA-48F0-L	S	BNNN	4448.22	5230.20	4840.22	5622.20
2	12		156"(3962mm)	TARA-48F6-L	S	BNNN	4623.42	5426.04	5031.10	5833.72
2	14		162"(4115mm)	TARA-48G2-L	S	BNNN	4798.62	5621.88	5221.98	6045.24
2	14		168"(4267mm)	TARA-48G8-L	S	BNNN	4973.82	5817.72	5412.86	6256.76
2	14		174"(4420mm)	TARA-48H4-L	S	BNNN	5149.02	6013.56	5603.74	6468.28
2	14		180"(4572mm)	TARA-48J0-L	S	BNNN	5324.22	6209.40	5794.62	6679.80
3	14		186"(4724mm)	TARA-48J6-L	S	BNNN	5516.89	6473.30	6002.97	6959.38
3	16		192"(4877mm)	TARA-48K2-L	S	BNNN	5692.09	6669.14	6193.85	7170.90
3	16		198"(5029mm)	TARA-48K8-L	S	BNNN	5867.29	6864.98	6384.73	7382.42
3	16		204"(5182mm)	TARA-48L4-L	S	BNNN	6042.49	7060.82	6575.61	7593.94
3	16		210"(5334mm)	TARA-48M0-L	S	BNNN	6217.69	7256.66	6766.49	7805.46
3	18		216"(5486mm)	TARA-48M6-L	S	BNNN	6392.89	7452.50	6957.37	8016.98
3	18		222"(5639mm)	TARA-48N2-L	S	BNNN	6568.09	7648.34	7148.25	8228.50
3	18		228"(5791mm)	TARA-48N8-L	S	BNNN	6743.29	7844.18	7339.13	8440.02
3	18		234"(5944mm)	TARA-48P4-L	S	BNNN	6918.49	8040.02	7530.01	8651.54
3	18		240"(6096mm)	TARA-48Q0-L	S	BNNN	7093.69	8235.86	7720.89	8863.06
3	20		246"(6248mm)	TARA-48Q6-L	S	BNNN	7268.89	8431.70	7911.77	9074.58
3	20		252"(6401mm)	TARA-48R2-L	S	BNNN	7444.09	8627.54	8102.65	9286.10
3	20		258"(6553mm)	TARA-48R8-L	S	BNNN	7619.29	8823.38	8293.53	9497.62
3	20		264"(6706mm)	TARA-48S4-L	S	BNNN	7794.49	9019.22	8484.41	9709.14
3	22		270"(6858mm)	TARA-48T0-L	S	BNNN	7969.69	9215.06	8675.29	9920.66

*Recommended seating capacity based upon 27"(687mm) per chair.

Planes Conference Table Top

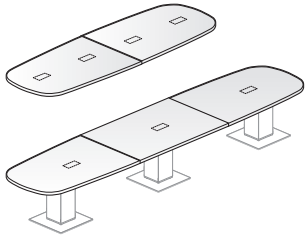
Rectangle (for use with Column Base)

No. of Pieces	Seating Capacity*	Depth	Width	Number	① ②	HPL		B	
						A J	F	J	F
1	10	54"(1372mm)	96"(2438mm)	TARA-5496-L	S BNNN	\$ 2430.70	\$ 3007.99	\$ 2712.94	\$ 3290.23
1	10		102"(2591mm)	TARA-54A2-L	S BNNN	2587.96	3185.89	2887.84	3485.77
1	12		108"(2743mm)	TARA-54A8-L	S BNNN	2745.22	3363.79	3062.74	3681.31
1	12		114"(2896mm)	TARA-54B4-L	S BNNN	2902.48	3541.69	3237.64	3876.85
1	12		120"(3048mm)	TARA-54C0-L	S BNNN	3059.74	3719.59	3412.54	4072.39
2	12		126"(3200mm)	TARA-54C6-L	S BNNN	4221.38	4941.44	4591.82	5311.88
2	12		132"(3353mm)	TARA-54D2-L	S BNNN	4413.64	5154.34	4801.72	5542.42
2	14		138"(3505mm)	TARA-54D8-L	S BNNN	4605.90	5367.24	5011.62	5772.96
2	14		144"(3658mm)	TARA-54E4-L	S BNNN	4798.16	5580.14	5221.52	6003.50
2	14		150"(3810mm)	TARA-54F0-L	S BNNN	4990.42	5793.04	5431.42	6234.04
2	14		156"(3962mm)	TARA-54F6-L	S BNNN	5182.68	6005.94	5641.32	6464.58
2	16		162"(4115mm)	TARA-54G2-L	S BNNN	5374.94	6218.84	5851.22	6695.12
2	16		168"(4267mm)	TARA-54G8-L	S BNNN	5567.20	6431.74	6061.12	6925.66
2	16		174"(4420mm)	TARA-54H4-L	S BNNN	5759.46	6644.64	6271.02	7156.20
2	16		180"(4572mm)	TARA-54J0-L	S BNNN	5951.72	6857.54	6480.92	7386.74
3	16		186"(4724mm)	TARA-54J6-L	S BNNN	6060.67	7138.50	6607.51	7685.34
3	18		192"(4877mm)	TARA-54K2-L	S BNNN	6252.93	7351.40	6817.41	7915.88
3	18		198"(5029mm)	TARA-54K8-L	S BNNN	6445.19	7564.30	7027.31	8146.42
3	18		204"(5182mm)	TARA-54L4-L	S BNNN	6637.45	7777.20	7237.21	8376.96
3	18		210"(5334mm)	TARA-54M0-L	S BNNN	6829.71	7990.10	7447.11	8607.50
3	20		216"(5486mm)	TARA-54M6-L	S BNNN	7021.97	8203.00	7657.01	8838.04
3	20		222"(5639mm)	TARA-54N2-L	S BNNN	7214.23	8415.90	7866.91	9068.58
3	20		228"(5791mm)	TARA-54N8-L	S BNNN	7406.49	8628.80	8076.81	9299.12
3	20		234"(5944mm)	TARA-54P4-L	S BNNN	7598.75	8841.70	8286.71	9529.66
3	20		240"(6096mm)	TARA-54Q0-L	S BNNN	7791.01	9054.60	8496.61	9760.20
3	22		246"(6248mm)	TARA-54Q6-L	S BNNN	7983.27	9267.50	8706.51	9990.74
3	22		252"(6401mm)	TARA-54R2-L	S BNNN	8175.53	9480.40	8916.41	10221.28
3	22		258"(6553mm)	TARA-54R8-L	S BNNN	8367.79	9693.30	9126.31	10451.82
3	22		264"(6706mm)	TARA-54S4-L	S BNNN	8560.05	9906.20	9336.21	10682.36
3	24		270"(6858mm)	TARA-54T0-L	S BNNN	8752.31	10119.10	9546.11	10912.90
1	10	60"(1524mm)	96"(2438mm)	TARA-6096-L	S BNNN	\$ 2707.38	\$ 3305.31	\$ 3020.98	\$ 3618.91
1	10		102"(2591mm)	TARA-60A2-L	S BNNN	2881.70	3500.27	3214.90	3833.47
1	12		108"(2743mm)	TARA-60A8-L	S BNNN	3056.02	3695.23	3408.82	4048.03
1	12		114"(2896mm)	TARA-60B4-L	S BNNN	3230.34	3890.19	3602.74	4262.59
1	12		120"(3048mm)	TARA-60C0-L	S BNNN	3404.66	4085.15	3796.66	4477.15
2	12		126"(3200mm)	TARA-60C6-L	S BNNN	4695.34	5436.04	5106.94	5847.64
2	12		132"(3353mm)	TARA-60D2-L	S BNNN	4904.66	5666.00	5335.86	6097.20
2	14		138"(3505mm)	TARA-60D8-L	S BNNN	5113.98	5895.96	5564.78	6346.76
2	14		144"(3658mm)	TARA-60E4-L	S BNNN	5323.30	6125.92	5793.70	6596.32
2	14		150"(3810mm)	TARA-60F0-L	S BNNN	5532.62	6355.88	6022.62	6845.88
2	14		156"(3962mm)	TARA-60F6-L	S BNNN	5741.94	6585.84	6251.54	7095.44
2	16		162"(4115mm)	TARA-60G2-L	S BNNN	5951.26	6815.80	6480.46	7345.00
2	16		168"(4267mm)	TARA-60G8-L	S BNNN	6160.58	7045.76	6709.38	7594.56
2	16		174"(4420mm)	TARA-60H4-L	S BNNN	6369.90	7275.72	6938.30	7844.12
2	16		180"(4572mm)	TARA-60J0-L	S BNNN	6579.22	7505.68	7167.22	8093.68
3	16		186"(4724mm)	TARA-60J6-L	S BNNN	6604.45	7803.70	7212.05	8411.30
3	18		192"(4877mm)	TARA-60K2-L	S BNNN	6813.77	8033.66	7440.97	8660.86
3	18		198"(5029mm)	TARA-60K8-L	S BNNN	7023.09	8263.62	7669.89	8910.42
3	18		204"(5182mm)	TARA-60L4-L	S BNNN	7232.41	8493.58	7898.81	9159.98
3	18		210"(5334mm)	TARA-60M0-L	S BNNN	7441.73	8723.54	8127.73	9409.54
3	20		216"(5486mm)	TARA-60M6-L	S BNNN	7651.05	8953.50	8356.65	9659.10
3	20		222"(5639mm)	TARA-60N2-L	S BNNN	7860.37	9183.46	8585.57	9908.66
3	20		228"(5791mm)	TARA-60N8-L	S BNNN	8069.69	9413.42	8814.49	10158.22
3	20		234"(5944mm)	TARA-60P4-L	S BNNN	8279.01	9643.38	9043.41	10407.78
3	20		240"(6096mm)	TARA-60Q0-L	S BNNN	8488.33	9873.34	9272.33	10657.34
3	22		246"(6248mm)	TARA-60Q6-L	S BNNN	8697.65	10103.30	9501.25	10906.90
3	22		252"(6401mm)	TARA-60R2-L	S BNNN	8906.97	10333.26	9730.17	11156.46
3	22		258"(6553mm)	TARA-60R8-L	S BNNN	9116.29	10563.22	9959.09	11406.02
3	22		264"(6706mm)	TARA-60S4-L	S BNNN	9325.61	10793.18	10188.01	11655.58
3	24		270"(6858mm)	TARA-60T0-L	S BNNN	9534.93	11023.14	10416.93	11905.14

*Recommended seating capacity based upon 27"(687mm) per chair.

Planes Conference Table Top

Pebble (for use with Column Base)



TARP
Class TA1

Features

- Includes 1.18"(30mm) thick top(s).
- High-Pressure Laminate Top (HPL) with 3mm edgeband or knife edge. Multiple piece tops are 1mm edgeband at the seams.
- Table top seams are 1mm edgeband.
- **Requires separately specified Column Base and J Channels.**
- Optional power modules are separately specified.
- Depth and width shown in nominal dimensions.

Specification Tips

- Multiple piece conference tops have equal sized pieces and are shipped unassembled.
- Conference Top requires separately specified components for Column Base:
 - Column Base Frame
 - Column Base Plate
- Conference Top requires separately specified J Channels for support and load purposes.
- Cutouts are optional. If specified they are factory installed.
- Each cutout requires a separately specified flip top unit electrical module.
- Separately specified Planes grommets are available for field installation.
- For separately specified required components refer to the **Component Specification Overview** located in the front of the price list; see Planes Conference Table Tops (for use with Column Base).

To Order, Specify:

1) Product number, including;

1 Edge Options:

Laminate:

- J** Edgeband
- F** Knife

2 Cutout Options:

- N** No Cutout
- F** Center, Single-Sided/ 4 outlets, see chart for upcharge
- V** Left/Right, Single-Sided/ 4 outlets, see chart for upcharge
- J** Center, Single-Sided/ 6 outlets, see chart for upcharge
- K** Left/Right, Single-Sided/ 6 outlets, see chart for upcharge
- M** Center, Double-Sided/ 8 outlets, see chart for upcharge
- P** Left/Right, Double-Sided/ 8 outlets, see chart for upcharge
- Q** Center, Double-Sided/ 12 outlets, see chart for upcharge
- T** Left/Right, Double-Sided/ 12 outlets, see chart for upcharge

2) Laminate surface color.

3) Edgeband trim color.

Cutout Option Upcharges

Cutout	1Piece	2Piece	3Piece
F	\$48.58	\$ 97.16	\$145.74
V	\$ 97.16	\$194.32	\$291.48
J	\$48.58	\$ 97.16	\$145.74
K	\$ 97.16	\$194.32	\$291.48
M	\$48.58	\$ 97.16	\$145.74
P	\$ 97.16	\$194.32	\$291.48
Q	\$48.58	\$ 97.16	\$145.74
T	\$ 97.16	\$194.32	\$291.48

Planes Conference Table Top

Pebble (for use with Column Base)

No. of Pieces	Seating Capacity*	Depth	Width	Number	①	②	HPL		B	
							A	F	J	F
1	8	42"(1067mm)	96"(2438mm)	TARP-4296-L	S	BNNN	\$ 1877.34	\$ 2413.35	\$2096.86	\$2632.87
1	8		102"(2591mm)	TARP-42A2-L	S	BNNN	2000.48	2557.13	2233.72	2790.37
1	10		108"(2743mm)	TARP-42A8-L	S	BNNN	2123.62	2700.91	2370.58	2947.87
1	10		114"(2896mm)	TARP-42B4-L	S	BNNN	2246.76	2844.69	2507.44	3105.37
1	10		120"(3048mm)	TARP-42C0-L	S	BNNN	2369.90	2988.47	2644.30	3262.87
2	10		126"(3200mm)	TARP-42C6-L	S	BNNN	3273.46	3952.24	3561.58	4240.36
2	10		132"(3353mm)	TARP-42D2-L	S	BNNN	3431.60	4131.02	3733.44	4432.86
2	12		138"(3505mm)	TARP-42D8-L	S	BNNN	3589.74	4309.80	3905.30	4625.36
2	12		144"(3658mm)	TARP-42E4-L	S	BNNN	3747.88	4488.58	4077.16	4817.86
2	12		150"(3810mm)	TARP-42F0-L	S	BNNN	3906.02	4667.36	4249.02	5010.36
2	12		156"(3962mm)	TARP-42F6-L	S	BNNN	4064.16	4846.14	4420.88	5202.86
2	14		162"(4115mm)	TARP-42G2-L	S	BNNN	4222.30	5024.92	4592.74	5395.36
2	14		168"(4267mm)	TARP-42G8-L	S	BNNN	4380.44	5203.70	4764.60	5587.86
2	14		174"(4420mm)	TARP-42H4-L	S	BNNN	4538.58	5382.48	4936.46	5780.36
2	14		180"(4572mm)	TARP-42J0-L	S	BNNN	4696.72	5561.26	5108.32	5972.86
3	14		186"(4724mm)	TARP-42J6-L	S	BNNN	4872.33	5808.10	5297.65	6233.42
3	16		192"(4877mm)	TARP-42K2-L	S	BNNN	5030.47	5986.88	5469.51	6425.92
3	16		198"(5029mm)	TARP-42K8-L	S	BNNN	5188.61	6165.66	5641.37	6618.42
3	16		204"(5182mm)	TARP-42L4-L	S	BNNN	5346.75	6344.44	5813.23	6810.92
3	16		210"(5334mm)	TARP-42M0-L	S	BNNN	5504.89	6523.22	5985.09	7003.42
3	18		216"(5486mm)	TARP-42M6-L	S	BNNN	5663.03	6702.00	6156.95	7195.92
3	18		222"(5639mm)	TARP-42N2-L	S	BNNN	5821.17	6880.78	6328.81	7388.42
3	18		228"(5791mm)	TARP-42N8-L	S	BNNN	5979.31	7059.56	6500.67	7580.92
3	18		234"(5944mm)	TARP-42P4-L	S	BNNN	6137.45	7238.34	6672.53	7773.42
3	18		240"(6096mm)	TARP-42Q0-L	S	BNNN	6295.59	7417.12	6844.39	7965.92
3	20		246"(6248mm)	TARP-42Q6-L	S	BNNN	6453.73	7595.90	7016.25	8158.42
3	20		252"(6401mm)	TARP-42R2-L	S	BNNN	6611.87	7774.68	7188.11	8350.92
3	20		258"(6553mm)	TARP-42R8-L	S	BNNN	6770.01	7953.46	7359.97	8543.42
3	20		264"(6706mm)	TARP-42S4-L	S	BNNN	6928.15	8132.24	7531.83	8735.92
3	22		270"(6858mm)	TARP-42T0-L	S	BNNN	7086.29	8311.02	7703.69	8928.42
1	8	48"(1219mm)	96"(2438mm)	TARP-4896-L	S	BNNN	\$ 2154.02	\$ 2710.67	\$2404.90	\$ 2961.55
1	8		102"(2591mm)	TARP-48A2-L	S	BNNN	2294.22	2871.51	2560.78	3138.07
1	10		108"(2743mm)	TARP-48A8-L	S	BNNN	2434.42	3032.35	2716.66	3314.59
1	10		114"(2896mm)	TARP-48B4-L	S	BNNN	2574.62	3193.19	2872.54	3491.11
1	10		120"(3048mm)	TARP-48C0-L	S	BNNN	2714.82	3354.03	3028.42	3667.63
2	10		126"(3200mm)	TARP-48C6-L	S	BNNN	3747.42	4446.84	4076.70	4776.12
2	10		132"(3353mm)	TARP-48D2-L	S	BNNN	3922.62	4642.68	4267.58	4987.64
2	12		138"(3505mm)	TARP-48D8-L	S	BNNN	4097.82	4838.52	4458.46	5199.16
2	12		144"(3658mm)	TARP-48E4-L	S	BNNN	4273.02	5034.36	4649.34	5410.68
2	12		150"(3810mm)	TARP-48F0-L	S	BNNN	4448.22	5230.20	4840.22	5622.20
2	12		156"(3962mm)	TARP-48F6-L	S	BNNN	4623.42	5426.04	5031.10	5833.72
2	14		162"(4115mm)	TARP-48G2-L	S	BNNN	4798.62	5621.88	5221.98	6045.24
2	14		168"(4267mm)	TARP-48G8-L	S	BNNN	4973.82	5817.72	5412.86	6256.76
2	14		174"(4420mm)	TARP-48H4-L	S	BNNN	5149.02	6013.56	5603.74	6468.28
2	14		180"(4572mm)	TARP-48J0-L	S	BNNN	5324.22	6209.40	5794.62	6679.80
3	14		186"(4724mm)	TARP-48J6-L	S	BNNN	5516.89	6473.30	6002.97	6959.38
3	16		192"(4877mm)	TARP-48K2-L	S	BNNN	5692.09	6669.14	6193.85	7170.90
3	16		198"(5029mm)	TARP-48K8-L	S	BNNN	5867.29	6864.98	6384.73	7382.42
3	16		204"(5182mm)	TARP-48L4-L	S	BNNN	6042.49	7060.82	6575.61	7593.94
3	16		210"(5334mm)	TARP-48M0-L	S	BNNN	6217.69	7256.66	6766.49	7805.46
3	18		216"(5486mm)	TARP-48M6-L	S	BNNN	6392.89	7452.50	6957.37	8016.98
3	18		222"(5639mm)	TARP-48N2-L	S	BNNN	6568.09	7648.34	7148.25	8228.50
3	18		228"(5791mm)	TARP-48N8-L	S	BNNN	6743.29	7844.18	7339.13	8440.02
3	18		234"(5944mm)	TARP-48P4-L	S	BNNN	6918.49	8040.02	7530.01	8651.54
3	18		240"(6096mm)	TARP-48Q0-L	S	BNNN	7093.69	8235.86	7720.89	8863.06
3	20		246"(6248mm)	TARP-48Q6-L	S	BNNN	7268.89	8431.70	7911.77	9074.58
3	20		252"(6401mm)	TARP-48R2-L	S	BNNN	7444.09	8627.54	8102.65	9286.10
3	20		258"(6553mm)	TARP-48R8-L	S	BNNN	7619.29	8823.38	8293.53	9497.62
3	20		264"(6706mm)	TARP-48S4-L	S	BNNN	7794.49	9019.22	8484.41	9709.14
3	22		270"(6858mm)	TARP-48T0-L	S	BNNN	7969.69	9215.06	8675.29	9920.66

*Recommended seating capacity based upon 27"(687mm) per chair.

Planes Conference Table Top

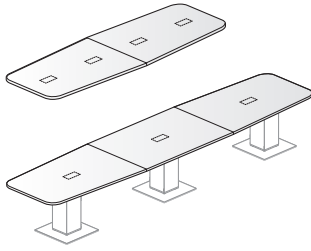
Pebble (for use with Column Base)

No. of Pieces	Seating Capacity*	Depth	Width	Number	①	②	HPL		B	
							A	F	J	F
1	10	54"(1372mm)	96"(2438mm)	TARP-5496-L	S	BNNN	\$ 2430.70	\$ 3007.99	\$ 2712.94	\$ 3290.23
1	10		102"(2591mm)	TARP-54A2-L	S	BNNN	2587.96	3185.89	2887.84	3485.77
1	12		108"(2743mm)	TARP-54A8-L	S	BNNN	2745.22	3363.79	3062.74	3681.31
1	12		114"(2896mm)	TARP-54B4-L	S	BNNN	2902.48	3541.69	3237.64	3876.85
1	12		120"(3048mm)	TARP-54C0-L	S	BNNN	3059.74	3719.59	3412.54	4072.39
2	12		126"(3200mm)	TARP-54C6-L	S	BNNN	4221.38	4941.44	4591.82	5311.88
2	12		132"(3353mm)	TARP-54D2-L	S	BNNN	4413.64	5154.34	4801.72	5542.42
2	14		138"(3505mm)	TARP-54D8-L	S	BNNN	4605.90	5367.24	5011.62	5772.96
2	14		144"(3658mm)	TARP-54E4-L	S	BNNN	4798.16	5580.14	5221.52	6003.50
2	14		150"(3810mm)	TARP-54F0-L	S	BNNN	4990.42	5793.04	5431.42	6234.04
2	14		156"(3962mm)	TARP-54F6-L	S	BNNN	5182.68	6005.94	5641.32	6464.58
2	16		162"(4115mm)	TARP-54G2-L	S	BNNN	5374.94	6218.84	5851.22	6695.12
2	16		168"(4267mm)	TARP-54G8-L	S	BNNN	5567.20	6431.74	6061.12	6925.66
2	16		174"(4420mm)	TARP-54H4-L	S	BNNN	5759.46	6644.64	6271.02	7156.20
2	16		180"(4572mm)	TARP-54J0-L	S	BNNN	5951.72	6857.54	6480.92	7386.74
3	16		186"(4724mm)	TARP-54J6-L	S	BNNN	6060.67	7138.50	6607.51	7685.34
3	18		192"(4877mm)	TARP-54K2-L	S	BNNN	6252.93	7351.40	6817.41	7915.88
3	18		198"(5029mm)	TARP-54K8-L	S	BNNN	6445.19	7564.30	7027.31	8146.42
3	18		204"(5182mm)	TARP-54L4-L	S	BNNN	6637.45	7777.20	7237.21	8376.96
3	18		210"(5334mm)	TARP-54M0-L	S	BNNN	6829.71	7990.10	7447.11	8607.50
3	20		216"(5486mm)	TARP-54M6-L	S	BNNN	7021.97	8203.00	7657.01	8838.04
3	20		222"(5639mm)	TARP-54N2-L	S	BNNN	7214.23	8415.90	7866.91	9068.58
3	20		228"(5791mm)	TARP-54N8-L	S	BNNN	7406.49	8628.80	8076.81	9299.12
3	20		234"(5944mm)	TARP-54P4-L	S	BNNN	7598.75	8841.70	8286.71	9529.66
3	20		240"(6096mm)	TARP-54Q0-L	S	BNNN	7791.01	9054.60	8496.61	9760.20
3	22		246"(6248mm)	TARP-54Q6-L	S	BNNN	7983.27	9267.50	8706.51	9990.74
3	22		252"(6401mm)	TARP-54R2-L	S	BNNN	8175.53	9480.40	8916.41	10221.28
3	22		258"(6553mm)	TARP-54R8-L	S	BNNN	8367.79	9693.30	9126.31	10451.82
3	22		264"(6706mm)	TARP-54S4-L	S	BNNN	8560.05	9906.20	9336.21	10682.36
3	24		270"(6858mm)	TARP-54T0-L	S	BNNN	8752.31	10119.10	9546.11	10912.90
1	10	60"(1524mm)	96"(2438mm)	TARP-6096-L	S	BNNN	\$ 2707.38	\$ 3305.31	\$ 3020.98	\$ 3618.91
1	10		102"(2591mm)	TARP-60A2-L	S	BNNN	2881.70	3500.27	3214.90	3833.47
1	12		108"(2743mm)	TARP-60A8-L	S	BNNN	3056.02	3695.23	3408.82	4048.03
1	12		114"(2896mm)	TARP-60B4-L	S	BNNN	3230.34	3890.19	3602.74	4262.59
1	12		120"(3048mm)	TARP-60C0-L	S	BNNN	3404.66	4085.15	3796.66	4477.15
2	12		126"(3200mm)	TARP-60C6-L	S	BNNN	4695.34	5436.04	5106.94	5847.64
2	12		132"(3353mm)	TARP-60D2-L	S	BNNN	4904.66	5666.00	5335.86	6097.20
2	14		138"(3505mm)	TARP-60D8-L	S	BNNN	5113.98	5895.96	5564.78	6346.76
2	14		144"(3658mm)	TARP-60E4-L	S	BNNN	5323.30	6125.92	5793.70	6596.32
2	14		150"(3810mm)	TARP-60F0-L	S	BNNN	5532.62	6355.88	6022.62	6845.88
2	14		156"(3962mm)	TARP-60F6-L	S	BNNN	5741.94	6585.84	6251.54	7095.44
2	16		162"(4115mm)	TARP-60G2-L	S	BNNN	5951.26	6815.80	6480.46	7345.00
2	16		168"(4267mm)	TARP-60G8-L	S	BNNN	6160.58	7045.76	6709.38	7594.56
2	16		174"(4420mm)	TARP-60H4-L	S	BNNN	6369.90	7275.72	6938.30	7844.12
2	16		180"(4572mm)	TARP-60J0-L	S	BNNN	6579.22	7505.68	7167.22	8093.68
3	16		186"(4724mm)	TARP-60J6-L	S	BNNN	6604.45	7803.70	7212.05	8411.30
3	18		192"(4877mm)	TARP-60K2-L	S	BNNN	6813.77	8033.66	7440.97	8660.86
3	18		198"(5029mm)	TARP-60K8-L	S	BNNN	7023.09	8263.62	7669.89	8910.42
3	18		204"(5182mm)	TARP-60L4-L	S	BNNN	7232.41	8493.58	7898.81	9159.98
3	18		210"(5334mm)	TARP-60M0-L	S	BNNN	7441.73	8723.54	8127.73	9409.54
3	20		216"(5486mm)	TARP-60M6-L	S	BNNN	7651.05	8953.50	8356.65	9659.10
3	20		222"(5639mm)	TARP-60N2-L	S	BNNN	7860.37	9183.46	8585.57	9908.66
3	20		228"(5791mm)	TARP-60N8-L	S	BNNN	8069.69	9413.42	8814.49	10158.22
3	20		234"(5944mm)	TARP-60P4-L	S	BNNN	8279.01	9643.38	9043.41	10407.78
3	20		240"(6096mm)	TARP-60Q0-L	S	BNNN	8488.33	9873.34	9272.33	10657.34
3	22		246"(6248mm)	TARP-60Q6-L	S	BNNN	8697.65	10103.30	9501.25	10906.90
3	22		252"(6401mm)	TARP-60R2-L	S	BNNN	8906.97	10333.26	9730.17	11156.46
3	22		258"(6553mm)	TARP-60R8-L	S	BNNN	9116.29	10563.22	9959.09	11406.02
3	22		264"(6706mm)	TARP-60S4-L	S	BNNN	9325.61	10793.18	10188.01	11655.58
3	24		270"(6858mm)	TARP-60T0-L	S	BNNN	9534.93	11023.14	10416.93	11905.14

*Recommended seating capacity based upon 27"(687mm) per chair.

Planes Conference Table Top

Hexagon (for use with Column Base)



TARX
Class TA1

Features

- Includes 1.18"(30mm) thick top(s).
- High-Pressure Laminate Top (HPL) with 3mm edgeband or knife edge. Multiple piece tops are 1mm edgeband at the seams.
- Table top seams are 1mm edgeband.
- **Requires separately specified Column Base and J Channels.**
- Optional power modules are separately specified.
- Depth and width shown in nominal dimensions.

Specification Tips

- Multiple piece conference tops have equal sized pieces and are shipped unassembled.
- Conference Top requires separately specified components for Column Base:
 - Column Base
 - Column Base Plate
- Conference Top requires separately specified J Channels for support and load purposes.
- Cutouts are optional. If specified they are factory installed.
- Each cutout requires a separately specified flip top unit electrical module.
- Separately specified Planes grommets are available for field installation.
- For separately specified required components refer to the **Component Specification Overview** located in the front of the price list; see Planes Conference Table Tops (for use with Column Base).

To Order, Specify:

1) Product number, including;

1 Edge Options:

Laminate:

- J** Edgeband
- F** Knife

2 Cutout Options:

- N** No Cutout
- F** Center, Single-Sided/ 4 outlets, see chart for upcharge
- V** Left/Right, Single-Sided/ 4 outlets, see chart for upcharge
- J** Center, Single-Sided/ 6 outlets, see chart for upcharge
- K** Left/Right, Single-Sided/ 6 outlets, see chart for upcharge
- M** Center, Double-Sided/ 8 outlets, see chart for upcharge
- P** Left/Right, Double-Sided/ 8 outlets, see chart for upcharge
- Q** Center, Double-Sided/ 12 outlets, see chart for upcharge
- T** Left/Right, Double-Sided/ 12 outlets, see chart for upcharge

2) Laminate surface color.

3) Edgeband trim color.

Cutout Option Upcharges

Cutout	1Piece	2Piece	3Piece
F	\$48.58	\$ 97.16	\$145.74
V	\$ 97.16	\$194.32	\$291.48
J	\$48.58	\$ 97.16	\$145.74
K	\$ 97.16	\$194.32	\$291.48
M	\$48.58	\$ 97.16	\$145.74
P	\$ 97.16	\$194.32	\$291.48
Q	\$48.58	\$ 97.16	\$145.74
T	\$ 97.16	\$194.32	\$291.48

Planes Conference Table Top

Hexagon (for use with Column Base)

No. of Pieces	Seating Capacity*	Depth	Width	Number	①	②	HPL		B	
							A	F	J	F
1	8	42"(1067mm)	96"(2438mm)	TARX-4296-L	S	BNNN	\$ 1877.34	\$ 2413.35	\$2096.86	\$2632.87
1	8		102"(2591mm)	TARX-42A2-L	S	BNNN	2000.48	2557.13	2233.72	2790.37
1	10		108"(2743mm)	TARX-42A8-L	S	BNNN	2123.62	2700.91	2370.58	2947.87
1	10		114"(2896mm)	TARX-42B4-L	S	BNNN	2246.76	2844.69	2507.44	3105.37
1	10		120"(3048mm)	TARX-42C0-L	S	BNNN	2369.90	2988.47	2644.30	3262.87
2	10		126"(3200mm)	TARX-42C6-L	S	BNNN	3273.46	3952.24	3561.58	4240.36
2	10		132"(3353mm)	TARX-42D2-L	S	BNNN	3431.60	4131.02	3733.44	4432.86
2	12		138"(3505mm)	TARX-42D8-L	S	BNNN	3589.74	4309.80	3905.30	4625.36
2	12		144"(3658mm)	TARX-42E4-L	S	BNNN	3747.88	4488.58	4077.16	4817.86
2	12		150"(3810mm)	TARX-42F0-L	S	BNNN	3906.02	4667.36	4249.02	5010.36
2	12		156"(3962mm)	TARX-42F6-L	S	BNNN	4064.16	4846.14	4420.88	5202.86
2	14		162"(4115mm)	TARX-42G2-L	S	BNNN	4222.30	5024.92	4592.74	5395.36
2	14		168"(4267mm)	TARX-42G8-L	S	BNNN	4380.44	5203.70	4764.60	5587.86
2	14		174"(4420mm)	TARX-42H4-L	S	BNNN	4538.58	5382.48	4936.46	5780.36
2	14		180"(4572mm)	TARX-42J0-L	S	BNNN	4696.72	5561.26	5108.32	5972.86
3	14		186"(4724mm)	TARX-42J6-L	S	BNNN	4872.33	5808.10	5297.65	6233.42
3	16		192"(4877mm)	TARX-42K2-L	S	BNNN	5030.47	5986.88	5469.51	6425.92
3	16		198"(5029mm)	TARX-42K8-L	S	BNNN	5188.61	6165.66	5641.37	6618.42
3	16		204"(5182mm)	TARX-42L4-L	S	BNNN	5346.75	6344.44	5813.23	6810.92
3	16		210"(5334mm)	TARX-42M0-L	S	BNNN	5504.89	6523.22	5985.09	7003.42
3	18		216"(5486mm)	TARX-42M6-L	S	BNNN	5663.03	6702.00	6156.95	7195.92
3	18		222"(5639mm)	TARX-42N2-L	S	BNNN	5821.17	6880.78	6328.81	7388.42
3	18		228"(5791mm)	TARX-42N8-L	S	BNNN	5979.31	7059.56	6500.67	7580.92
3	18		234"(5944mm)	TARX-42P4-L	S	BNNN	6137.45	7238.34	6672.53	7773.42
3	18		240"(6096mm)	TARX-42Q0-L	S	BNNN	6295.59	7417.12	6844.39	7965.92
3	20		246"(6248mm)	TARX-42Q6-L	S	BNNN	6453.73	7595.90	7016.25	8158.42
3	20		252"(6401mm)	TARX-42R2-L	S	BNNN	6611.87	7774.68	7188.11	8350.92
3	20		258"(6553mm)	TARX-42R8-L	S	BNNN	6770.01	7953.46	7359.97	8543.42
3	20		264"(6706mm)	TARX-42S4-L	S	BNNN	6928.15	8132.24	7531.83	8735.92
3	22		270"(6858mm)	TARX-42T0-L	S	BNNN	7086.29	8311.02	7703.69	8928.42
1	8	48"(1219mm)	96"(2438mm)	TARX-4896-L	S	BNNN	\$ 2154.02	\$ 2710.67	\$2404.90	\$ 2961.55
1	8		102"(2591mm)	TARX-48A2-L	S	BNNN	2294.22	2871.51	2560.78	3138.07
1	10		108"(2743mm)	TARX-48A8-L	S	BNNN	2434.42	3032.35	2716.66	3314.59
1	10		114"(2896mm)	TARX-48B4-L	S	BNNN	2574.62	3193.19	2872.54	3491.11
1	10		120"(3048mm)	TARX-48C0-L	S	BNNN	2714.82	3354.03	3028.42	3667.63
2	10		126"(3200mm)	TARX-48C6-L	S	BNNN	3747.42	4446.84	4076.70	4776.12
2	10		132"(3353mm)	TARX-48D2-L	S	BNNN	3922.62	4642.68	4267.58	4987.64
2	12		138"(3505mm)	TARX-48D8-L	S	BNNN	4097.82	4838.52	4458.46	5199.16
2	12		144"(3658mm)	TARX-48E4-L	S	BNNN	4273.02	5034.36	4649.34	5410.68
2	12		150"(3810mm)	TARX-48F0-L	S	BNNN	4448.22	5230.20	4840.22	5622.20
2	12		156"(3962mm)	TARX-48F6-L	S	BNNN	4623.42	5426.04	5031.10	5833.72
2	14		162"(4115mm)	TARX-48G2-L	S	BNNN	4798.62	5621.88	5221.98	6045.24
2	14		168"(4267mm)	TARX-48G8-L	S	BNNN	4973.82	5817.72	5412.86	6256.76
2	14		174"(4420mm)	TARX-48H4-L	S	BNNN	5149.02	6013.56	5603.74	6468.28
2	14		180"(4572mm)	TARX-48J0-L	S	BNNN	5324.22	6209.40	5794.62	6679.80
3	14		186"(4724mm)	TARX-48J6-L	S	BNNN	5516.89	6473.30	6002.97	6959.38
3	16		192"(4877mm)	TARX-48K2-L	S	BNNN	5692.09	6669.14	6193.85	7170.90
3	16		198"(5029mm)	TARX-48K8-L	S	BNNN	5867.29	6864.98	6384.73	7382.42
3	16		204"(5182mm)	TARX-48L4-L	S	BNNN	6042.49	7060.82	6575.61	7593.94
3	16		210"(5334mm)	TARX-48M0-L	S	BNNN	6217.69	7256.66	6766.49	7805.46
3	18		216"(5486mm)	TARX-48M6-L	S	BNNN	6392.89	7452.50	6957.37	8016.98
3	18		222"(5639mm)	TARX-48N2-L	S	BNNN	6568.09	7648.34	7148.25	8228.50
3	18		228"(5791mm)	TARX-48N8-L	S	BNNN	6743.29	7844.18	7339.13	8440.02
3	18		234"(5944mm)	TARX-48P4-L	S	BNNN	6918.49	8040.02	7530.01	8651.54
3	18		240"(6096mm)	TARX-48Q0-L	S	BNNN	7093.69	8235.86	7720.89	8863.06
3	20		246"(6248mm)	TARX-48Q6-L	S	BNNN	7268.89	8431.70	7911.77	9074.58
3	20		252"(6401mm)	TARX-48R2-L	S	BNNN	7444.09	8627.54	8102.65	9286.10
3	20		258"(6553mm)	TARX-48R8-L	S	BNNN	7619.29	8823.38	8293.53	9497.62
3	20		264"(6706mm)	TARX-48S4-L	S	BNNN	7794.49	9019.22	8484.41	9709.14
3	22		270"(6858mm)	TARX-48T0-L	S	BNNN	7969.69	9215.06	8675.29	9920.66

*Recommended seating capacity based upon 27"(687mm) per chair.

Planes Conference Table Top

Hexagon (for use with Column Base)

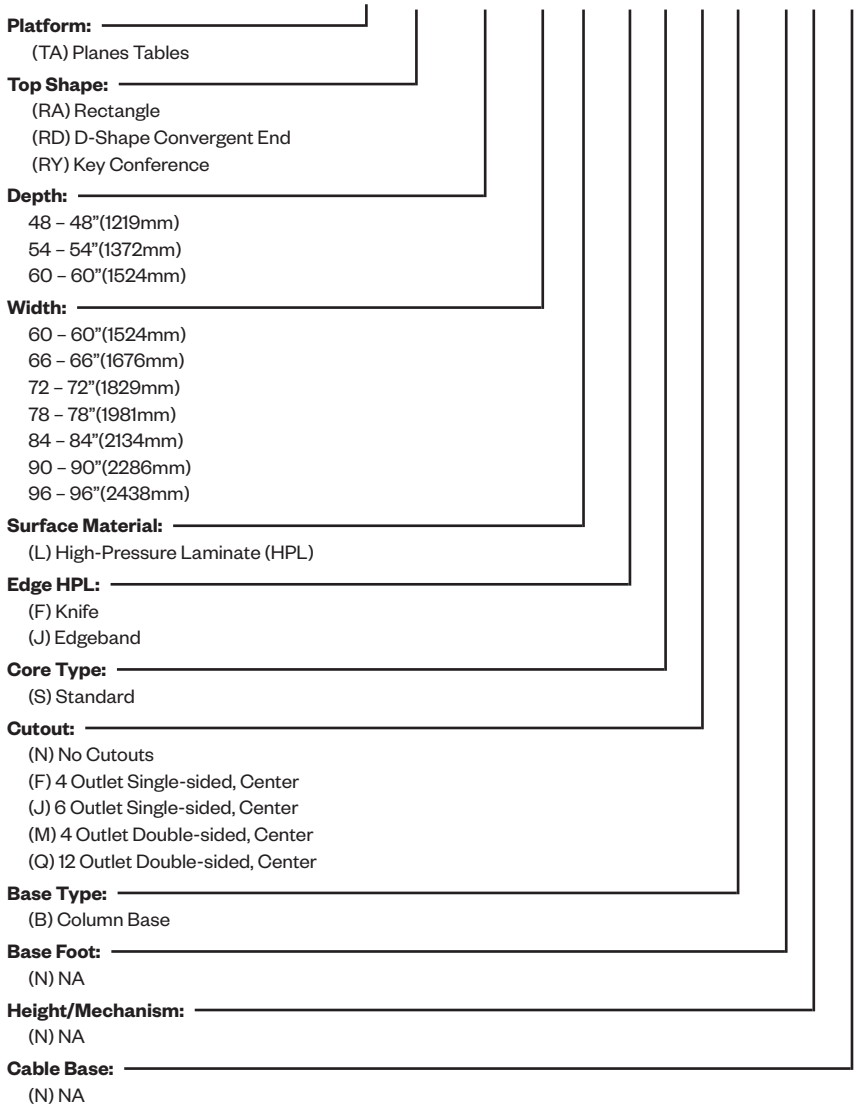
No. of Pieces	Seating Capacity*	Depth	Width	Number	①	②	HPL		B	
							A	F	J	F
1	10	54"(1372mm)	96"(2438mm)	TARX-5496-L	S	BNNN	\$ 2430.70	\$ 3007.99	\$ 2712.94	\$ 3290.23
1	10		102"(2591mm)	TARX-54A2-L	S	BNNN	2587.96	3185.89	2887.84	3485.77
1	12		108"(2743mm)	TARX-54A8-L	S	BNNN	2745.22	3363.79	3062.74	3681.31
1	12		114"(2896mm)	TARX-54B4-L	S	BNNN	2902.48	3541.69	3237.64	3876.85
1	12		120"(3048mm)	TARX-54C0-L	S	BNNN	3059.74	3719.59	3412.54	4072.39
2	12		126"(3200mm)	TARX-54C6-L	S	BNNN	4221.38	4941.44	4591.82	5311.88
2	12		132"(3353mm)	TARX-54D2-L	S	BNNN	4413.64	5154.34	4801.72	5542.42
2	12		138"(3505mm)	TARX-54D8-L	S	BNNN	4605.90	5367.24	5011.62	5772.96
2	14		144"(3658mm)	TARX-54E4-L	S	BNNN	4798.16	5580.14	5221.52	6003.50
2	14		150"(3810mm)	TARX-54F0-L	S	BNNN	4990.42	5793.04	5431.42	6234.04
2	14		156"(3962mm)	TARX-54F6-L	S	BNNN	5182.68	6005.94	5641.32	6464.58
2	16		162"(4115mm)	TARX-54G2-L	S	BNNN	5374.94	6218.84	5851.22	6695.12
2	16		168"(4267mm)	TARX-54G8-L	S	BNNN	5567.20	6431.74	6061.12	6925.66
2	16		174"(4420mm)	TARX-54H4-L	S	BNNN	5759.46	6644.64	6271.02	7156.20
2	16		180"(4572mm)	TARX-54J0-L	S	BNNN	5951.72	6857.54	6480.92	7386.74
3	16		186"(4724mm)	TARX-54J6-L	S	BNNN	6060.67	7138.50	6607.51	7685.34
3	18		192"(4877mm)	TARX-54K2-L	S	BNNN	6252.93	7351.40	6817.41	7915.88
3	18		198"(5029mm)	TARX-54K8-L	S	BNNN	6445.19	7564.30	7027.31	8146.42
3	18		204"(5182mm)	TARX-54L4-L	S	BNNN	6637.45	7777.20	7237.21	8376.96
3	18		210"(5334mm)	TARX-54M0-L	S	BNNN	6829.71	7990.10	7447.11	8607.50
3	20		216"(5486mm)	TARX-54M6-L	S	BNNN	7021.97	8203.00	7657.01	8838.04
3	20		222"(5639mm)	TARX-54N2-L	S	BNNN	7214.23	8415.90	7866.91	9068.58
3	20		228"(5791mm)	TARX-54N8-L	S	BNNN	7406.49	8628.80	8076.81	9299.12
3	20		234"(5944mm)	TARX-54P4-L	S	BNNN	7598.75	8841.70	8286.71	9529.66
3	20		240"(6096mm)	TARX-54Q0-L	S	BNNN	7791.01	9054.60	8496.61	9760.20
3	22		246"(6248mm)	TARX-54Q6-L	S	BNNN	7983.27	9267.50	8706.51	9990.74
3	22		252"(6401mm)	TARX-54R2-L	S	BNNN	8175.53	9480.40	8916.41	10221.28
3	22		258"(6553mm)	TARX-54R8-L	S	BNNN	8367.79	9693.30	9126.31	10451.82
3	22		264"(6706mm)	TARX-54S4-L	S	BNNN	8560.05	9906.20	9336.21	10682.36
3	24		270"(6858mm)	TARX-54T0-L	S	BNNN	8752.31	10119.10	9546.11	10912.90
1	10	60"(1524mm)	96"(2438mm)	TARX-6096-L	S	BNNN	\$ 2707.38	\$ 3305.31	\$ 3020.98	\$ 3618.91
1	10		102"(2591mm)	TARX-60A2-L	S	BNNN	2881.70	3500.27	3214.90	3833.47
1	12		108"(2743mm)	TARX-60A8-L	S	BNNN	3056.02	3695.23	3408.82	4048.03
1	12		114"(2896mm)	TARX-60B4-L	S	BNNN	3230.34	3890.19	3602.74	4262.59
1	12		120"(3048mm)	TARX-60C0-L	S	BNNN	3404.66	4085.15	3796.66	4477.15
2	12		126"(3200mm)	TARX-60C6-L	S	BNNN	4695.34	5436.04	5106.94	5847.64
2	12		132"(3353mm)	TARX-60D2-L	S	BNNN	4904.66	5666.00	5335.86	6097.20
2	14		138"(3505mm)	TARX-60D8-L	S	BNNN	5113.98	5895.96	5564.78	6346.76
2	14		144"(3658mm)	TARX-60E4-L	S	BNNN	5323.30	6125.92	5793.70	6596.32
2	14		150"(3810mm)	TARX-60F0-L	S	BNNN	5532.62	6355.88	6022.62	6845.88
2	14		156"(3962mm)	TARX-60F6-L	S	BNNN	5741.94	6585.84	6251.54	7095.44
2	16		162"(4115mm)	TARX-60G2-L	S	BNNN	5951.26	6815.80	6480.46	7345.00
2	16		168"(4267mm)	TARX-60G8-L	S	BNNN	6160.58	7045.76	6709.38	7594.56
2	16		174"(4420mm)	TARX-60H4-L	S	BNNN	6369.90	7275.72	6938.30	7844.12
2	16		180"(4572mm)	TARX-60J0-L	S	BNNN	6579.22	7505.68	7167.22	8093.68
3	16		186"(4724mm)	TARX-60J6-L	S	BNNN	6604.45	7803.70	7212.05	8411.30
3	18		192"(4877mm)	TARX-60K2-L	S	BNNN	6813.77	8033.66	7440.97	8660.86
3	18		198"(5029mm)	TARX-60K8-L	S	BNNN	7023.09	8263.62	7669.89	8910.42
3	18		204"(5182mm)	TARX-60L4-L	S	BNNN	7232.41	8493.58	7898.81	9159.98
3	18		210"(5334mm)	TARX-60M0-L	S	BNNN	7441.73	8723.54	8127.73	9409.54
3	20		216"(5486mm)	TARX-60M6-L	S	BNNN	7651.05	8953.50	8356.65	9659.10
3	20		222"(5639mm)	TARX-60N2-L	S	BNNN	7860.37	9183.46	8585.57	9908.66
3	20		228"(5791mm)	TARX-60N8-L	S	BNNN	8069.69	9413.42	8814.49	10158.22
3	20		234"(5944mm)	TARX-60P4-L	S	BNNN	8279.01	9643.38	9043.41	10407.78
3	20		240"(6096mm)	TARX-60Q0-L	S	BNNN	8488.33	9873.34	9272.33	10657.34
3	22		246"(6248mm)	TARX-60Q6-L	S	BNNN	8697.65	10103.30	9501.25	10906.90
3	22		252"(6401mm)	TARX-60R2-L	S	BNNN	8906.97	10333.26	9730.17	11156.46
3	22		258"(6553mm)	TARX-60R8-L	S	BNNN	9116.29	10563.22	9959.09	11406.02
3	22		264"(6706mm)	TARX-60S4-L	S	BNNN	9325.61	10793.18	10188.01	11655.58
3	24		270"(6858mm)	TARX-60T0-L	S	BNNN	9534.93	11023.14	10416.93	11905.14

*Recommended seating capacity based upon 27"(687mm) per chair.

Planes Conference End Supported Top

Catalog Logic

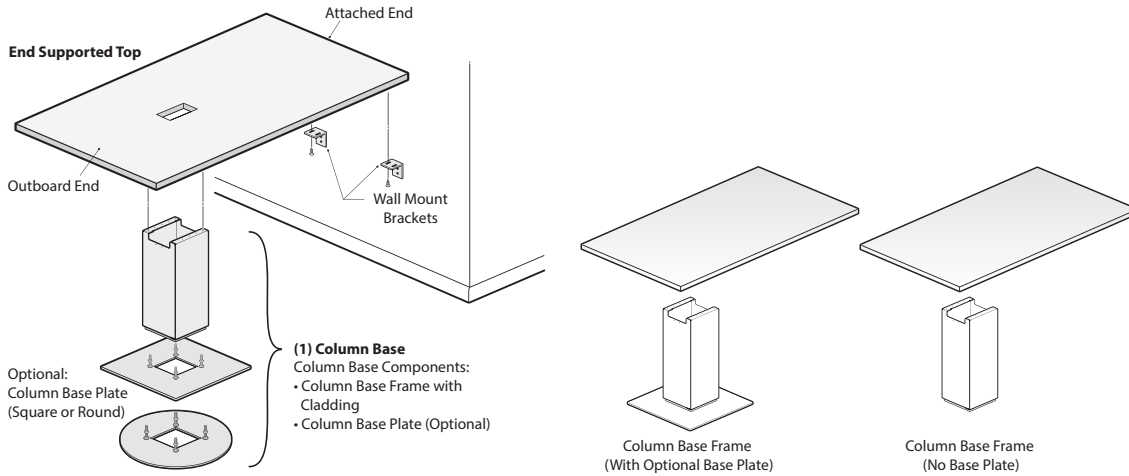
TA RY - 60 66 - L F S F B N N N



Planes End Supported Top with Column Base

Component Specification Overview

The outboard end of an End Supported Top requires a column base for floor support and the opposite end requires brackets for attachment to a structural wall, Gallery Panel, Compose or Enclose panel.



End Supported Top

- Always a 1-piece top.
 –Requires one column base for floor support and brackets for attachment to a structural building wall, Gallery Panel, Compose or Enclose panel.

Floor Support: Column Base

Each Column Base requires separately specified components: **Column Frame and Cladding. The Column Base Plate is optional.**

Column Base Frames

- Column Base Frames are square and include cladding. Available in two widths: 9”(229mm) and 12”(305mm), and in three heights: 26”(660mm) for lounge height, 28”(711mm) for seated height, and 40”(1016mm) for standing height. Cladding shapes can be round or flat. Round Cladding is only available painted, while Flat Cladding can be High Pressure Laminate (HPL), or made of wood. Column Base Frame is available painted without cladding.
 –The table top width and the number of pieces determine the quantity of column base frames needed. **Refer to Matrix-A for details.**
 –The table top depth determines the column base frame size, either 9” (229mm) or 12” (305mm) square. **Refer to Matrix-B for details.**

Column Base Plate - Optional

- **Column Base Plate is an optional component for an End Support Top.** (Note: Required for a Conference Table with Column Base)
- Round or Square Column Base Plates are available in four sizes: 21”(533mm), 24”(610mm), 27”(686mm) and 30”(762mm).
 –The column base plate size is specific to the column frame size of 9”(229mm) or 12”(305mm); specify accordingly.
 –The column frame width and the table top depth dictate the size of the column base plate. **Refer to Matrix-A for details.**


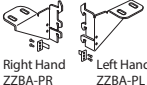

MATRIX - A

Column Base Frame Quantity & J Channel Quantity and Size - Specification Matrix					
Table Depth	9”(229mm) x 9”(229mm) Column Base Frame		12”(305mm) x 12”(305mm) Column Base Frame		
	21”(533mm) Base Plate (Round or Square)	24”(610mm) Base Plate (Round or Square)	24”(610mm) Base Plate (Round or Square)	27”(686mm) Base Plate (Round or Square)	30”(762mm) Base Plate (Round or Square)
36”(914mm)	✓	✓	✓	✓	✓
42”(1067mm)		✓	✓	✓	✓
48”(1219mm)				✓	✓
54”(1372mm)				✓	✓
60”(1524mm)				✓	✓

Planes End Supported Top with Column Base

Component Specification Overview

Attached End: Bracket Options

Attached End - Bracket Options*:	
 ZUBW	Wall Mount Brackets for a structural building wall or Gallery Panel application
 Right Hand ZZBA-PR Left Hand ZZBA-PL	Side/Corner Brackets for Compose or Enclose panel applications
 Right Hand ZZBA-PRF Left Hand ZZBA-PLF	Side Brackets for use with Knife Edge for Compose or Enclose panel applications

*Brackets can be found in the Compose Price Book.

- The attached end of the End Supported Top requires separately specified attachment brackets for a structural building wall, Gallery Panel, Compose or Enclose panel.

Specify the appropriate type of attachment bracket and quantity per End Supported Top application. See below for options:

Structural Building Wall Application

- Specify the required quantity to accommodate the depth of the End Supported Top.

Wall Mount or Gallery Panel Bracket

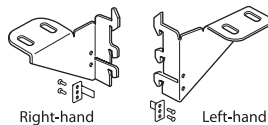
Bracket Quantity	
Depth of End Supported Top	Number of Brackets Required
36"(914mm)-42"(1067mm)	Quantity: (2)
48"(1219mm)-60"(1524mm)	Quantity: (3)

Compose and/or Enclose

Compose and/or Enclose Panel Application

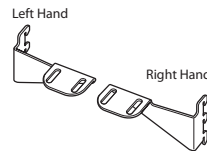
- Specify the appropriate side/corner bracket per worktop edge option. One left- and one right-hand bracket is required per Compose or Enclose panel for an attached End Supported Top.

For use with Edgeband trim:



Side/Corner Bracket

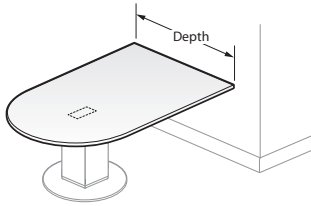
For use with Knife edge trim options:



Side Bracket for use with Knife Edge

Planes End Supported Top

D-Shape Convergent (for use with Column Base)



TARD
Class TA1

Features

- Includes 1.18"(30mm) thick top.
- High-Pressure Laminate (HPL) top with knife edge or 3mm edgeband edges. Edgeband tops are 3mm on user edge and 1mm on end supported edge.
- **Requires separately specified Column Base for one end and support brackets for opposite end.**
- Optional power modules are separately specified.
- Depth and width shown in nominal dimensions.

Specification Tips

- Each end of top requires separate support components:
 - **One end of top requires separately specified components for Column Base:**
 - Column Base Frame
 - Optional Column Base Plate
 - **Opposite End of top requires support brackets for attachment to the building wall or support brackets for Enclose or Compose.**
- Does not require J Channels.
- Cutouts are optional. If specified they are factory installed.
- Each cutout requires a separately specified Flip Top Unit Power Module or Flush Mount Power Module with Sliding Door (Accessories Price List).
- Separately specified Planes grommets are available for field installation.
- For separately specified required components refer to the **Component Specification Overview** located in the front of the price list; see Planes End Supported Tops (for use with Column Base).

To Order, Specify:

1) Product number, including;

1 Edge Options:

HPL:

- J** Edgeband
- F** Knife

2 Cutout Options:

- N** No Cutout
- F** Center, Single-Sided/
4 outlets (add **\$48.58** list)
- J** Center, Single-Sided/
6 outlets (add **\$48.58** list)
- M** Center, Double-Sided/
8 outlets (add **\$48.58** list)
- Q** Center, Double-Sided/
12 outlets (add **\$48.58** list)

2) Laminate surface color.

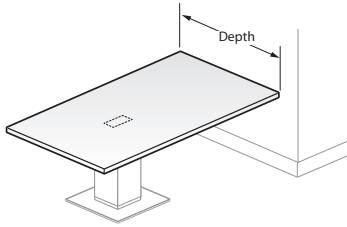
3) Edge trim color.

Depth	Width	Number	① ②		HPL			
			S	BNNN	A J	F	B J	F
42"(1067mm)	48"(1219mm)	TARD-4248-L	S	BNNN	\$ 892.22	\$ 1263.11	\$ 1005.90	\$ 1376.79
	54"(1372mm)	TARD-4254-L	S	BNNN	1015.36	1406.89	1142.76	1534.29
	60"(1524mm)	TARD-4260-L	S	BNNN	1138.50	1550.67	1279.62	1691.79
	66"(1676mm)	TARD-4266-L	S	BNNN	1261.64	1694.45	1416.48	1849.29
	72"(1829mm)	TARD-4272-L	S	BNNN	1384.78	1838.23	1553.34	2006.79
48"(1219mm)	48"(1219mm)	TARD-4848-L	S	BNNN	\$ 1032.42	\$ 1423.95	\$ 1161.78	\$ 1553.31
	54"(1372mm)	TARD-4854-L	S	BNNN	1172.62	1584.79	1317.66	1729.83
	60"(1524mm)	TARD-4860-L	S	BNNN	1312.82	1745.63	1473.54	1906.35
	66"(1676mm)	TARD-4866-L	S	BNNN	1453.02	1906.47	1629.42	2082.87
	72"(1829mm)	TARD-4872-L	S	BNNN	1593.22	2067.31	1785.30	2259.39
54"(1372mm)	54"(1372mm)	TARD-5454-L	S	BNNN	\$ 1329.88	\$ 1762.69	\$ 1492.56	\$ 1925.37
	60"(1524mm)	TARD-5460-L	S	BNNN	1487.14	1940.59	1667.46	2120.91
	66"(1676mm)	TARD-5466-L	S	BNNN	1644.40	2118.49	1842.36	2316.45
	72"(1829mm)	TARD-5472-L	S	BNNN	1801.66	2296.39	2017.26	2511.99
60"(1524mm)	60"(1524mm)	TARD-6060-L	S	BNNN	\$ 1661.46	\$ 2135.55	\$ 1861.38	\$ 2335.47
	66"(1676mm)	TARD-6066-L	S	BNNN	1835.78	2330.51	2055.30	2550.03
	72"(1829mm)	TARD-6072-L	S	BNNN	2010.10	2525.47	2249.22	2764.59
	78"(1981mm)	TARD-6078-L	S	BNNN	2184.42	2720.43	2443.14	2979.15
	84"(2134mm)	TARD-6084-L	S	BNNN	2358.74	2915.39	2637.06	3193.71

*Recommended seating capacity based upon 27"(686mm) per chair.

Planes End Supported Top

Rectangular Conference End (for use with Column Base)



TARU
Class TA1

Features

- Includes 1.18" (30mm) thick top.
- High-Pressure Laminate (HPL) top with knife edge or 3mm edgeband edges. Edgeband tops are 3mm on user edge and 1mm on end supported edge.
- **Requires separately specified Column Base for one end and support brackets for opposite end.**
- Optional power modules are separately specified.
- Depth and width shown in nominal dimensions.

Specification Tips

- Each end of top requires separate support components:
 - **One end of top requires separately specified components for Column Base:**
 - Column Base
 - Optional Column Base Plate
 - **Opposite End of top requires support brackets for attachment to the building wall or support brackets for Enclose or Compose.**
- Does not require J Channels.
- Cutouts are optional. If specified they are factory installed.
- Each cutout requires a separately specified Flip Top Unit Power Module or Flush Mount Power Module with Sliding Door (Accessories Price List).
- Separately specified Planes grommets are available for field installation.
- For separately specified required components refer to the **Component Specification Overview** located in the front of the price list; see Planes End Supported Tops (for use with Column Base).

To Order, Specify:

1) Product number, including;

1 Edge Options:

HPL:

- J** Edgeband
- F** Knife

2 Cutout Options:

- N** No Cutout
- F** Center, Single-Sided/
4 outlets (add **\$48.58** list)
- J** Center, Single-Sided/
6 outlets (add **\$48.58** list)
- M** Center, Double-Sided/
8 outlets (add **\$48.58** list)
- Q** Center, Double-Sided/
12 outlets (add **\$48.58** list)

2) Laminate surface color.

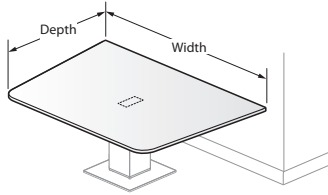
3) Edge trim color.

Legs	Width	Number	① ②	HPL			
				A J	F	B J	F
36"(914mm)	48"(1219mm)	TARU-3648-L	S BNNN	\$ 752.02	\$ 1102.27	\$ 850.02	\$ 1200.27
	54"(1372mm)	TARU-3654-L	S BNNN	858.10	1228.99	967.86	1338.75
	60"(1524mm)	TARU-3660-L	S BNNN	964.18	1355.71	1085.70	1477.23
	66"(1676mm)	TARU-3666-L	S BNNN	1070.26	1482.43	1203.54	1615.71
	72"(1829mm)	TARU-3672-L	S BNNN	1176.34	1609.15	1321.38	1754.19
42"(1067mm)	48"(1219mm)	TARU-4248-L	S BNNN	\$ 892.22	\$ 1263.11	\$ 1005.90	\$ 1376.79
	54"(1372mm)	TARU-4254-L	S BNNN	1015.36	1406.89	1142.76	1534.29
	60"(1524mm)	TARU-4260-L	S BNNN	1138.50	1550.67	1279.62	1691.79
	66"(1676mm)	TARU-4266-L	S BNNN	1261.64	1694.45	1416.48	1849.29
	72"(1829mm)	TARU-4272-L	S BNNN	1384.78	1838.23	1553.34	2006.79
48"(1219mm)	48"(1219mm)	TARU-4848-L	S BNNN	\$ 1032.42	\$ 1423.95	\$ 1161.78	\$ 1553.31
	54"(1372mm)	TARU-4854-L	S BNNN	1172.62	1584.79	1317.66	1729.83
	60"(1524mm)	TARU-4860-L	S BNNN	1312.82	1745.63	1473.54	1906.35
	66"(1676mm)	TARU-4866-L	S BNNN	1453.02	1906.47	1629.42	2082.87
	72"(1829mm)	TARU-4872-L	S BNNN	1593.22	2067.31	1785.30	2259.39
54"(1372mm)	54"(1372mm)	TARU-5454-L	S BNNN	\$ 1329.88	\$ 1762.69	\$ 1492.56	\$ 1925.37
	60"(1524mm)	TARU-5460-L	S BNNN	1487.14	1940.59	1667.46	2120.91
	66"(1676mm)	TARU-5466-L	S BNNN	1644.40	2118.49	1842.36	2316.45
	72"(1829mm)	TARU-5472-L	S BNNN	1801.66	2296.39	2017.26	2511.99
60"(1524mm)	60"(1524mm)	TARU-6060-L	S BNNN	\$ 1661.46	\$ 2135.55	\$ 1861.38	\$ 2335.47
	66"(1676mm)	TARU-6066-L	S BNNN	1835.78	2330.51	2055.30	2550.03
	72"(1829mm)	TARU-6072-L	S BNNN	2010.10	2525.47	2249.22	2764.59
	78"(1981mm)	TARU-6078-L	S BNNN	2184.42	2720.43	2443.14	2979.15
	84"(2134mm)	TARU-6084-L	S BNNN	2358.74	2915.39	2637.06	3193.71

*Recommended seating capacity based upon 27"(686mm) per chair.

Planes End Supported Top

Key Conference (for use with Column Base)



TARY
Class TA1

Features

- Includes 1.18" (30mm) thick top.
- High-Pressure Laminate (HPL) top with knife edge or 3mm edgeband edges. Edgeband tops are 3mm on user edge and 1mm on end supported edge.
- **Requires separately specified Column Base for one end and support brackets for opposite end.**
- Optional power modules are separately specified.
- Depth and width shown in nominal dimensions.

Specification Tips

- Each end of top requires separate support components:
 - **One end of top requires separately specified components for Column Base:**
 - Column Base
 - Optional Column Base Plate
 - **Opposite End of top requires support brackets for attachment to the building wall or support brackets for Enclose or Compose.**
- Does not require J Channels.
- Cutouts are optional. If specified they are factory installed.
- Each cutout requires a separately specified Flip Top Unit Power Module or Flush Mount Power Module with Sliding Door (Accessories Price List).
- Separately specified Planes grommets are available for field installation.
- For separately specified required components refer to the **Component Specification Overview** located in the front of the price list; see Planes End Supported Tops (for use with Column Base).

To Order, Specify:

1) Product number, including;

1 Edge Options:

HPL:

- J** Edgeband
- F** Knife

2 Cutout Options:

- N** No Cutout
- F** Center, Single-Sided/
4 outlets (add **\$48.58** list)
- J** Center, Single-Sided/
6 outlets (add **\$48.58** list)
- M** Center, Double-Sided/
8 outlets (add **\$48.58** list)
- Q** Center, Double-Sided/
12 outlets (add **\$48.58** list)

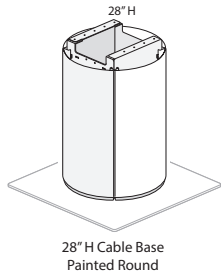
2) Laminate surface color.

3) Edge trim color.

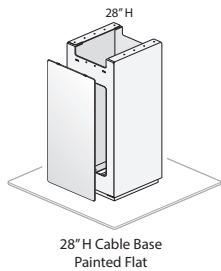
Legs	Width	Number ① ②	HPL			
			A J	F	B J	F
42" (1067mm)	42" (1067mm)	TARY-4242-L S BNNN	\$ 769.08	\$ 1119.33	\$ 869.04	\$ 1219.29
	48" (1219mm)	TARY-4248-L S BNNN	892.22	1263.11	1005.90	1376.79
	54" (1372mm)	TARY-4254-L S BNNN	1015.36	1406.89	1142.76	1534.29
	60" (1524mm)	TARY-4260-L S BNNN	1138.50	1550.67	1279.62	1691.79
48" (1219mm)	48" (1219mm)	TARY-4848-L S BNNN	\$ 1032.42	\$ 1423.95	\$ 1161.78	\$ 1553.31
	54" (1372mm)	TARY-4854-L S BNNN	1172.62	1584.79	1317.66	1729.83
	60" (1524mm)	TARY-4860-L S BNNN	1312.82	1745.63	1473.54	1906.35
	66" (1676mm)	TARY-4866-L S BNNN	1453.02	1906.47	1629.42	2082.87
	72" (1829mm)	TARY-4872-L S BNNN	1593.22	2067.31	1785.30	2259.39
54" (1372mm)	54" (1372mm)	TARY-5454-L S BNNN	\$ 1329.88	\$ 1762.69	\$ 1492.56	\$ 1925.37
	60" (1524mm)	TARY-5460-L S BNNN	1487.14	1940.59	1667.46	2120.91
	66" (1676mm)	TARY-5466-L S BNNN	1644.40	2118.49	1842.36	2316.45
	72" (1829mm)	TARY-5472-L S BNNN	1801.66	2296.39	2017.26	2511.99
60" (1524mm)	60" (1524mm)	TARY-6060-L S BNNN	\$ 1661.46	\$ 2135.55	\$ 1861.38	\$ 2335.47
	66" (1676mm)	TARY-6066-L S BNNN	1835.78	2330.51	2055.30	2550.03
	72" (1829mm)	TARY-6072-L S BNNN	2010.10	2525.47	2249.22	2764.59
	78" (1981mm)	TARY-6078-L S BNNN	2184.42	2720.43	2443.14	2979.15
	84" (2134mm)	TARY-6084-L S BNNN	2358.74	2915.39	2637.06	3193.71

*Recommended seating capacity based upon 27" (686mm) per chair.

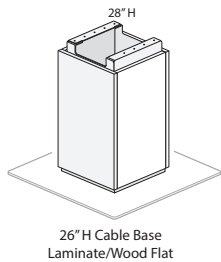
Planes Conference Table Column Base Frame



TACD-PF



TACD-PR



TACD-LF
TACD-WF
Class TA1

Features

- Includes:
 - Flat painted: One painted square column frame, painted access door, glides, light block and mounting hardware.
 - Round painted or flat laminate or wood: One black square column frame, a set of claddings, glides, light block and mounting hardware.
- Available in two widths, 9"(229mm) x 9"(229mm) or 12"(305mm) x 12"(305mm), and three heights, 26"(660mm), 28"(711mm) or 40"(1016mm).
- Glide adjustment is 0.5" (13mm).
- For use with Planes Conference Table Top and End Supported Top.
- The quantity and width of the column frame is dependent on the top size.
- Requires separately specified column base plate (Exception: base plate is optional for End Supported Top.)

Specification Tips

- Specify column base plate to match column frame width.
- For separately specified required components refer to the **Component Specification Overview** located in the front of the price list.

To Order, Specify:

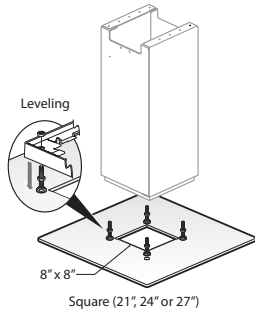
- Product number.
- Painted, laminate or wood surface color.
- Edgeband trim color (laminate only).

Surface Material	Shape	Height	Width	Number	Price		
Painted - No Cladding	Flat	26"(660mm)	9"(229mm)	TACD-0900-PF3	\$2954.75		
			12"(305mm)	TACD-1200-PF3	3036.88		
		28"(711mm)	9"(229mm)	TACD-0900-PF4	2954.75		
			12"(305mm)	TACD-1200-PF4	3036.88		
			40"(1016mm)	9"(229mm)	TACD-0900-PF7	3086.01	
		12"(305mm)	TACD-1200-PF7	3168.14			
			Painted - Cladding	Round	26"(660mm)	9"(229mm)	TACD-0900-PR3
12"(305mm)	TACD-1200-PR3	3102.58					
28"(711mm)	9"(229mm)	TACD-0900-PR4			3020.45		
	12"(305mm)	TACD-1200-PR4			3102.58		
	Laminate - Cladding	Flat			26"(660mm)	9"(229mm)	TACD-0900-LF3
12"(305mm)						TACD-1200-LF3	2463.70
28"(711mm)	9"(229mm)				TACD-0900-LF4	2427.84	
	12"(305mm)		TACD-1200-LF4	2463.70			
	40"(1016mm)		9"(229mm)	TACD-0900-LF7	2512.90		
12"(305mm)			TACD-1200-LF7	2548.76			
Wood - Cladding	Flat		26"(660mm)	9"(229mm)	TACD-0900-WF3	\$ 3151.67	
		12"(305mm)		TACD-1200-WF3	3200.94		
		28"(711mm)	9"(229mm)	TACD-0900-WF4	3151.67		
			12"(305mm)	TACD-1200-WF4	3200.94		
			40"(1016mm)	9"(229mm)	TACD-0900-WF7	3250.13	
		12"(305mm)		TACD-1200-WF7	3299.40		

Planes Conference Table Column Base Plate

Square and Round

Square



TAPL-S

Features

- Includes 0.38"(10mm) thick square or round column base plate with attached glides.
- A base plate with a 8"(203mm)x 8"(203mm) cutout accepts a 12"(305mm) column frame; base plate with a 6"(152mm) x 6"(152mm) cutout accepts a 9"(229mm) column frame.
- Column base plate attachment hardware is included with the column frame.
- The column base plate levels by adjusting the attachment hardware; 0.75"(19mm) adjustment range.
- Available in a painted finish.

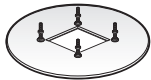
Specification Tips

- Specify the appropriate column base plate size for use with a 9"(229mm) or 12"(305mm) column frame width.
- For use with separately specified column base frame.
- Column Base Plate is required for Planes Conference Table Top and is optional for End Supported Top.
- For separately specified required components refer to the **Component Specification Overview** located in the front of the price list.

To Order, Specify:

- 1) Product number:
- 2) Paint surface color.

Round



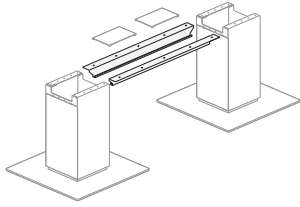
Round (21", 24" or 27" dia.)

TAPL-R
Class TA1

Size	For use with Column Frame Width	Number	Paint A	B
Square				
21"(533mm)	9"(229mm)	TAPL-2109-SA	\$ 861.76	\$ 879.80
24"(610mm)	9"(229mm)	TAPL-2409-SA	\$1025.91	\$1043.95
	12"(305mm)	TAPL-2412-SA	1025.91	1043.95
27"(686mm)	12"(305mm)	TAPL-2712-SA	\$ 1190.06	\$1208.10
Round				
21"(533mm)	9"(229mm)	TAPL-2109-RA	\$ 779.69	\$ 797.73
24"(610mm)	9"(229mm)	TAPL-2409-RA	\$ 943.84	\$ 961.88
	12"(305mm)	TAPL-2412-RA	943.84	961.88
27"(686mm)	12"(305mm)	TAPL-2712-RA	\$ 1107.99	\$ 1126.03
30"(762mm)	12"(305mm)	TAPL-3012-RA	\$1436.25	\$1454.29

Planes Conference Table Column Base J-Channel

J-Channel



TAJC
Class TA1

Features

- Includes one pair of J-Channels and mounting hardware.
- Provides wire management and support below the Conference Table Top.
- Attaches to the underside of the Conference Table Top with screws.
- The Conference Table Top width and the column frame size determines the J-Channel width.
- Field-installed.
- Available in black finish color only.

Specification Tips

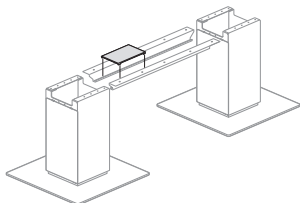
- J-Channels are required for Planes Conference Table Top.
- J-Channels are not required for Planes End Supported Tops.
- For separately specified required components refer to the **Component Specification Overview** located in the front of the price list.

To Order, Specify:

- 1) Product number.
(No finish specification required.)

Actual Width	Nominal Width	Number	Price
19.25"(489mm)	26"(660mm)	TAJC-2600	\$ 370.97
22.25"(565mm)	29"(737mm)	TAJC-2900	414.86
25.25"(641mm)	32"(813mm)	TAJC-3200	458.18
28.25"(718mm)	35"(889mm)	TAJC-3500	501.50
31.25"(794mm)	38"(965mm)	TAJC-3800	544.82
34.25"(870mm)	41"(1041mm)	TAJC-4100	588.14
37.25"(946mm)	44"(1118mm)	TAJC-4400	632.03
40.25"(1022mm)	47"(1194mm)	TAJC-4700	675.35
43.25"(1099mm)	50"(1270mm)	TAJC-5000	718.67
46.25"(1175mm)	53"(1346mm)	TAJC-5300	761.99
49.25"(1251mm)	56"(1422mm)	TAJC-5600	805.31
52.25"(1327mm)	59"(1499mm)	TAJC-5900	849.20
55.25"(1403mm)	62"(1575mm)	TAJC-6200	892.52
58.25"(1480mm)	65"(1651mm)	TAJC-6500	935.84
61.25"(1556mm)	68"(1727mm)	TAJC-6800	979.16
64.25"(1632mm)	71"(1803mm)	TAJC-7100	1022.48
67.25"(1708mm)	74"(1880mm)	TAJC-7400	1066.37
70.25"(1784mm)	77"(1956mm)	TAJC-7700	1109.69
73.25"(1861mm)	80"(2032mm)	TAJC-8000	1153.01
76.25"(1937mm)	83"(2108mm)	TAJC-8300	1196.33
79.25"(2013mm)	86"(2184mm)	TAJC-8600	1239.65
82.25"(2089mm)	89"(2261mm)	TAJC-8900	1283.54
85.25"(2165mm)	92"(2337mm)	TAJC-9200	1326.86
88.25"(2242mm)	95"(2413mm)	TAJC-9500	1370.18
91.25"(2318mm)	98"(2489mm)	TAJC-9800	1413.50
94.25"(2394mm)	100"(2540mm)	TAJC-A100	1456.82

J-Channel Tray



TA01
Class TA1

Features

- Includes one J-Channel Tray.
- Provides additional wire management between columns; wires lay in J-Channels.
- Field-installed.
- Available in black finish color only.

Specification Tips

- J-Channel Tray is an optional component.
- Specify the appropriate size for use with a 9"(229mm) or 12"(305mm)W column frame.

To Order, Specify:

- 1) Product number.
(No finish specification required.)

Width	Number	Price
9"(229mm)	TA01-JT09	\$41.34
12"(305mm)	TA01-JT12	41.34

Planes Conference Table End Supported Top Bracket

Wall Mount Bracket



ZUBW-0000-PN
Class TA1

Features

- Includes one wall mount bracket and attachment hardware to top.
- Screws/anchors for attachment to wall are field supplied.
- Supports one end of a Planes End Supported Top.
- Standard in black finish only.

Specification Tips

- Supports the straight end of an End Supported Top in a wall mount application. Opposite end of top requires a column base.
- Number of brackets required is dependent on depth of the End Supported Top; see chart for quantity.
- Must be properly anchored to a structural wall.

Wall Mount Bracket Requirement:

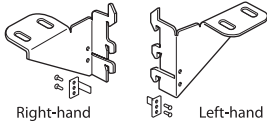
Width of End Supported Top	Number of Brackets Required
36"(914mm)-42"(1067mm)	Quantity: (2)
48"-60"	Quantity: (3)

To Order, Specify:

- 1) Product number.
(No finish specification required.)

Description	Number	Price
Single	ZUBW-0000-PN	\$43.91

Side/Corner Bracket



ZZBA-0000-PR
ZZBA-0000-PL
Class TA1

Features

- Includes one left- or right-hand bracket, mounting screws and dislodgement clip.
- Standard in charcoal finish.
- Installs into Compose or Enclose panel frame slots and attaches to top.
- For use with Edgeband trim only.

Specification Tips

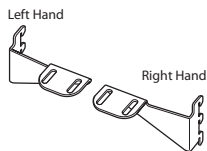
- Supports the straight end of an End Supported Top in a Compose or Enclose panel mount application. Opposite end of top requires a column base.
- A left- and right-hand bracket is required for one End Supported Top.

To Order, Specify:

- 1) Product number.
(No finish specification required.)

Description	Number	Price
Right-hand	ZZBA-0000-PR	\$35.58
Left-hand	ZZBA-0000-PL	\$35.58

Side Bracket for use with Knife Edge



ZZBA-0000-PRF
ZZBA-0000-PLF
Class TA1

Features

- Includes one left- or right-hand bracket, mounting screws and dislodgement clip.
- Installs into Compose or Enclose panel frame slots and attaches to top.
- For use with Knife Edge, Cascade and T-Mold trim options.

Specification Tips

- Supports the straight end of an End Supported Top in a Compose or Enclose panel mount application. Opposite end of top requires a column base.
- A left- and right-hand bracket is required for one End Supported Top with Knife edge trim option, only.

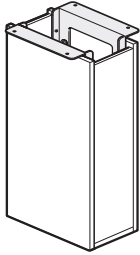
To Order, Specify:

- 1) Product number.
 - 2) Trim color.
- Note: \$28.29** upcharge list for Metallic and accent trim colors.

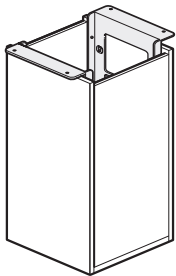
Description	Number	Price
Right-hand	ZZBA-0000-PRF	\$105.12
Left-hand	ZZBA-0000-PLF	\$105.12

Planes Conference Table Accessories

Cable Base



TA01-0814



TA01-1414
Class TA1

Features

- Includes 28"(711mm)H cable base and mounting hardware.
- High-Pressure Laminate (HPL) with 1mm edgeband.
- Provides internal cable management with removable panels for access.
- Standard in green core.
- Bracket is standard in charcoal.
- Includes 1"(25mm) adjustable glides.
- Ships assembled.

Specification Tips

- Refer to Specification Guide for use guidelines.
- **Cable base not recommended for use with 30"(762mm)D tables, half round tables, polygon tables or Y-leg tables or 36"(914mm)D tables with (M) or (Q) flip top unit cutout options.**
- Specify 8"(203mm) x 14"(356mm) cable base for 36"(914mm)D tables.
- Specify 14"(356mm) x 14"(356mm) cable base for 42"(1067mm)D and deeper tables.
- One and two-piece table tops – one cable base.
- Three-piece table tops – two cable bases.
- Cable base cord access:
 - 1.5"(38mm) at top
 - adjustable side panels allow 1"(25mm) gap at bottom edges
 - 8"(203mm) depth base has a 3"(76mm)D cutout in bottom;
 - 14"(356mm) depth base has an 8"(203mm)D cutout in bottom

The following Planes products are separately specified:

- Horizontal wire management

To Order, Specify:

- 1) Product number.
- 2) Laminate surface color.
- 3) Edge trim color.

Height	Depth	Width	Number	HPL A	B
Laminate					
28"(711mm)	8"(203mm)	14"(356mm)	TA01-0814-L	\$ 988.27	\$1067.54
	14"(356mm)	14"(356mm)	TA01-1414-L	1052.74	1137.54

Cable Column



TA01-0217
Class TA1

Features

- Cable Column offers a wire management option for conference tables when the Cable Base Option cannot be used.
- Includes one Cable Column with mounting hardware for attaching to underside of table.
- Hardware for attaching Cable Column to floor is field supplied.
- Ships unassembled.

Specification Tips

- Cable Column attaches to underside of table, extends to the floor where it is also attached.
- Cable Column is not load bearing and does not replace table leg(s).
- Cable Column can be installed anywhere under a conference table unless it would interfere with table legs, Horizontal Wire Manager or Flip Top Power/Data Units.
- The Cable Column can be used with the Horizontal Wire Manager for cable management.

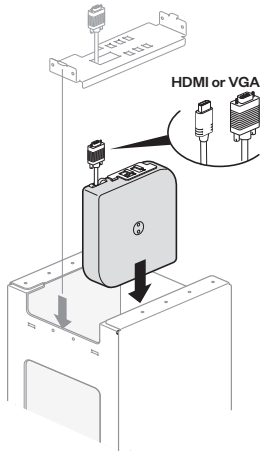
To Order, Specify:

- 1) Product number.
- 2) Trim color.

Height	Depth	Width	Number	Price
28"(711mm)	2"(51mm)	4.5"(114mm)	TA01-0217	\$410.00

Planes Conference Table Electrical Accessories

Cable Reel



TA01-CR48
Class TA1

Features

- Includes cable reel with spring loaded retractor mechanism with one cable which can extend 48”(1219mm).
- Cable Reel available with one VGA or one HDMI cable.
- VGA Cable Reel has female VGA connector on housing for connection of VGA patch cable.
- HDMI Cable Reel has female HDMI connector on housing for connection of HDMI patch cable.
- VGA or HDMI patch cable typically routes to TV Monitor.
- VGA cable conveys video only - no audio content.
- Black only.

Specification Tips

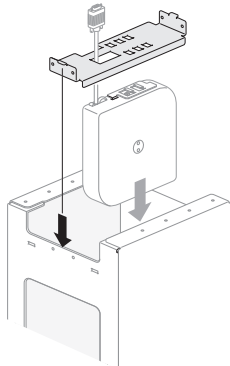
- For use with cable reel bracket, column frame and power modules equipped with cable bay(s), seated, standing or lounge height column frame.
- Separately specify cable reel bracket.
- Cable reels compatible with the following power modules specified with cable bay(s):
 - flip top power module
 - flush mount power module

To Order, Specify:

- 1) Product number.
(No finish specification required.)

Description	Extension Length	Number	Price
60”(1524mm) HDMI	48”(1219mm)	TA01-CR48-H	\$1467.25
60”(1524mm) VGA	48”(1219mm)	TA01-CR48-V	1467.25

Cable Reel Bracket



TA01-CRBK
Class TA1

Features

- Includes bracket and mounting hardware to mount cable reels to column frame.
- 9”(229mm) cable reel bracket for use with 9”(229mm) column frame and allows mounting of up to two cable reels.
- 12”(305mm) cable reel bracket for use with 12”(305mm) column frame and allows mounting of up to four cable reels.
- Available in black only.

Specification Tips

- For use with 9”(229mm) or 12”(305mm) base frames, seated, standing or lounge heights.
- Specify VGA or HDMI cable reels separately.
- Specify column frame, cladding, power module and table separately.

To Order, Specify:

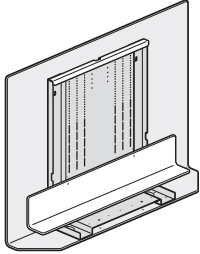
- 1) Product number.
(No finish specification required.)

Description	Number	Price
9”(229mm)	TA01-CRBK-P09	\$97.81
12”(305mm)	TA01-CRBK-P12	97.81

Planes Conference Table Electrical Components

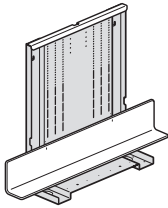
Belong View

Table Mount With Shroud



EWVT-SASD-P

Without Shroud



EWVT-SAND-P

Class YA

Features

- Includes:
 - With Shroud: shroud, black monitor mounting bracket with front trim and attachment hardware.
 - Without Shroud: monitor mounting bracket with front trim and attachment hardware.
- Front trim is 6"(152mm)H x 4"(102mm)D
- Table Mount extends below horizontal top:
 - with shroud:
 - without shroud: 1.25"(32mm)

Specification Tips

- Refer to Fixed Heights Tables Price List Specification Guide for minimum table sizes and appropriate monitor size(s).
- Not for use with Cultivate 2"(51mm) Thick Tops.
- Field installation required.
- LED monitors are highly recommended with 70 pounds maximum weight.
- Table Mount accommodates monitors with VESA® mounting patterns in a central location: 200mm x 200mm - 400mm x 400mm.
- For Table Mount without Shroud; recommend placing against a wall as monitor mounting bracket is exposed.
- Separately specified if applicable:
 - Wire management

To Order, Specify:

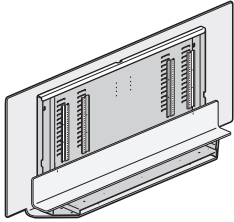
- 1) Product number.
- 2) Trim color for shroud and front trim.

Monitor Size (diagonal)	Height	Depth	Width	Front Trim Width	Number	Trim A	B
With Shroud							
40"(1016mm)/42"(1067mm)	31.5"(800mm)	8.44"(214mm)	41"(1041mm)	33"(838mm)	EWVT-SASD-P	\$ 3133.93	\$3228.01
46"(1168mm)/47"(1194mm)	34.06"(865mm)	8.44"(214mm)	46"(1168mm)	38"(965mm)	EWVT-SBSD-P	3444.38	3538.46
52"(1321mm)/55"(1397mm)	38.25"(972mm)	8.44"(214mm)	53"(1346mm)	45"(1143mm)	EWVT-SCSD-P	3924.16	4018.24
Without Shroud							
40"(1016mm)/42"(1067mm)	27.31"(694mm)	8.25"(210mm)	24.375"(619mm)	33"(838mm)	EWVT-SAND-P	\$ 1458.20	\$ 1552.28
46"(1168mm)/47"(1194mm)	29.375"(746mm)	8.25"(210mm)	24.375"(619mm)	38"(965mm)	EWVT-SBND-P	1693.40	1787.48
52"(1321mm)/55"(1397mm)	33.06"(840mm)	8.25"(210mm)	28.375"(721mm)	45"(1143mm)	EWVT-SCND-P	2163.78	2257.86

Planes Conference Table Electrical Components

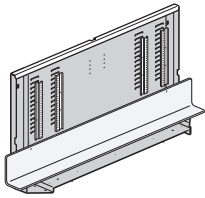
Belong View

Table Mount With Shroud Dual Monitor



EWVT-DCSD-P

Without Shroud



EWVT-DCND-P
Class YA

Features

- Includes:
 - With Shroud: shroud, black monitor mounting bracket with front trim and attachment hardware.
 - Without Shroud: black monitor mounting bracket with front trim and attachment hardware.
- Front trim is 6"(162mm)H x 4"(102mm)D X 52.5"(1334mm)W
- Table Mount extends below horizontal top:
 - with shroud: 1.44"(37mm)

Specification Tips

- Refer to Fixed Heights Tables Price List Specification Guide for minimum table sizes and appropriate monitor size(s).
- Not for use with Cultivate 2"(51mm) Thick Tops.
- Field installation required.
- LED monitors are highly recommended with 35 pounds maximum weight per monitor.
- Table Mount accommodates monitors with VESA® mounting patterns in a central location: 100mm x 100mm - 300mm x 300mm.
- For Table Mount without Shroud; recommend placing against a wall as monitor mounting bracket is exposed.
- Separately specified if applicable:
 - Wire management

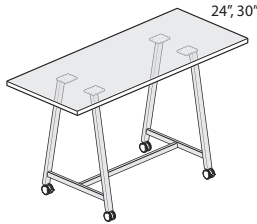
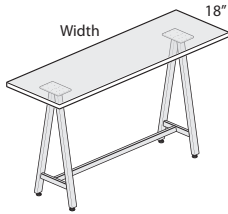
To Order, Specify:

- 1) Product number.
- 2) Trim color for shroud and front trim.

Monitor Size (diagonal)	Height	Depth	Width	Front Trim Width	Number	Trim A	B
With Shroud							
32"(813mm) x 2"(51mm)	27.5"(699mm)	8.44"(214mm)	64"(1626mm)	52.5"(1334mm)	EWVT-DCSD-P	\$4330.62	\$4424.70
Without Shroud							
32"(813mm) x 2"(51mm)	24.75"(629mm)	8.25"(210mm)	46"(1168mm)	52.5"(1334mm)	EWVT-DCND-P	\$2596.57	\$2690.65

PopUp Table

Rectangle



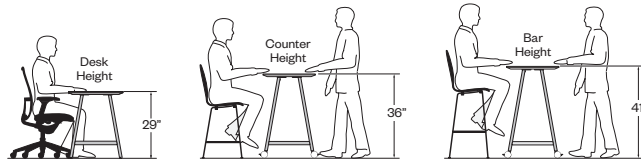
TPRA-SNA
Class CL

Features

- Includes 1.18"(30mm) thick standard top, legs and hardware.
- High-Pressure Laminate (HPL) top with knife edge or 3mm edgeband edges or wood veneer top with 3mm wood edgeband or knife edge.
- Fixed table heights are 29"(737mm), 36"(914mm) and 41"(1041mm).
- Casters (two locking/two non-locking) are available with: Light platinum or fog hub with graphite tread, or black hub with black tread.
- Glides available in black only and provide 0.5"(13mm) adjustment.
- Casters and glides are not interchangeable.
- Leg and foot rail can be the same or different trim colors.
- Ships unassembled.

Specification Tips

- When (N) No Foot Rail is specified for 29"(737mm)H tables the leg trim color will be applied to the horizontal leg rails.
- Not for use with screens, modesty, AKP, monitor arms or suspended pedestal.
- Separately specified, as needed:
 - Power modules
 - Vertical Wire Channel (TPVW)
 - Accent Plate (TPAP)
 - Bag Hook (KUWH)



To Order, Specify:

1) Product number, including:

1 Surface Option:

- L** Laminate
- W** Wood

2 Edge Option:

- Laminate:
- J** Edgeband
 - F** Knife

- Wood:
- K** Edgeband
 - U** Knife

3 Base Foot:

- C** Casters (add **\$109.24** list)
- G** Glides

4 Foot Rail (29"(737mm) only):

- N** No Foot Rail
- F** Foot Rail (add **\$160.50** list)

2) Laminate surface color or wood finish color.

3) Edgeband trim color (laminated only).

4) Leg trim color.

5) Foot rail color.

6) Caster color (if applicable).

Note: Foot rail: **\$15.15** upcharge list for Metallic and Accent trim colors.

Legs: **\$45.52** upcharge list for Metallic and Accent trim colors.

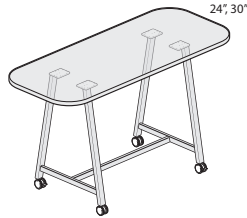
PopUp Table

Rectangle

Height	Depth	Width	Number	① ②	③ ④	HPL				Wood				
						A	F	B	F	A	U	B	U	
						J	F	J	F	K	U	K	U	
29"(737mm)	18"(457mm)	48"(1219mm)	TPRA-1848-	■ ■	SNA	4	\$ 1597.23	\$ 1970.43	\$ 1748.39	\$ 2121.59	\$2046.32	\$ 2499.89	\$ 2137.52	\$ 2591.09
		54"(1372mm)	TPRA-1854-	■ ■	SNA	4	1636.41	2052.09	1790.09	2205.77	2108.27	2592.92	2209.16	2693.81
		60"(1524mm)	TPRA-1860-	■ ■	SNA	4	1675.59	2133.75	1831.79	2289.95	2170.22	2685.95	2280.80	2796.53
		66"(1676mm)	TPRA-1866-	■ ■	SNA	4	1714.77	2215.41	1873.49	2374.13	2232.17	2778.98	2352.44	2899.25
		72"(1829mm)	TPRA-1872-	■ ■	SNA	4	1753.95	2297.07	1915.19	2458.31	2294.12	2872.01	2424.08	3001.97
24"(610mm)	48"(1219mm)	TPRA-2448-	■ ■	SNA	4	\$ 1684.63	\$2084.83	\$ 1842.51	\$ 2242.71	\$ 2194.44	\$ 2666.97	\$ 2311.48	\$ 2784.01	
		54"(1372mm)	TPRA-2454-	■ ■	SNA	4	1734.27	2176.95	1895.51	2338.19	2274.44	2778.05	2404.40	2908.01
		60"(1524mm)	TPRA-2460-	■ ■	SNA	4	1783.91	2269.07	1948.51	2433.67	2354.44	2889.13	2497.32	3032.01
		66"(1676mm)	TPRA-2466-	■ ■	SNA	4	1833.55	2361.19	2001.51	2529.15	2434.44	3000.21	2590.24	3156.01
		72"(1829mm)	TPRA-2472-	■ ■	SNA	4	1883.19	2453.31	2054.51	2624.63	2514.44	3111.29	2683.16	3280.01
30"(762mm)	48"(1219mm)	TPRA-3048-	■ ■	SNA	4	\$ 1772.03	\$ 2199.23	\$ 1936.63	\$ 2363.83	\$ 2342.56	\$ 2834.05	\$ 2485.44	\$ 2976.93	
		54"(1372mm)	TPRA-3054-	■ ■	SNA	4	1832.13	2301.81	2000.93	2470.61	2440.61	2963.18	2599.64	3122.21
		60"(1524mm)	TPRA-3060-	■ ■	SNA	4	1892.23	2404.39	2065.23	2577.39	2538.66	3092.31	2713.84	3267.49
		66"(1676mm)	TPRA-3066-	■ ■	SNA	4	1952.33	2506.97	2129.53	2684.17	2636.71	3221.44	2828.04	3412.77
		72"(1829mm)	TPRA-3072-	■ ■	SNA	4	2012.43	2609.55	2193.83	2790.95	2734.76	3350.57	2942.24	3558.05
36"(914mm)	18"(457mm)	48"(1219mm)	TPRA-1848-	■ ■	SNA	6F	\$ 1818.84	\$ 2192.04	\$ 1970.00	\$ 2343.20	\$ 2267.93	\$ 2721.50	\$ 2359.13	\$ 2812.70
		54"(1372mm)	TPRA-1854-	■ ■	SNA	6F	1858.02	2273.70	2011.70	2427.38	2329.88	2814.53	2430.77	2915.42
		60"(1524mm)	TPRA-1860-	■ ■	SNA	6F	1897.20	2355.36	2053.40	2511.56	2391.83	2907.56	2502.41	3018.14
		66"(1676mm)	TPRA-1866-	■ ■	SNA	6F	1936.38	2437.02	2095.10	2595.74	2453.78	3000.59	2574.05	3120.86
		72"(1829mm)	TPRA-1872-	■ ■	SNA	6F	1975.56	2518.68	2136.80	2679.92	2515.73	3093.62	2645.69	3223.58
24"(610mm)	48"(1219mm)	TPRA-2448-	■ ■	SNA	6F	\$ 1906.24	\$2306.44	\$ 2064.12	\$ 2464.32	\$ 2416.05	\$ 2888.58	\$ 2533.09	\$ 3005.62	
		54"(1372mm)	TPRA-2454-	■ ■	SNA	6F	1955.88	2398.56	2117.12	2559.80	2496.05	2999.66	2626.01	3129.62
		60"(1524mm)	TPRA-2460-	■ ■	SNA	6F	2005.52	2490.68	2170.12	2655.28	2576.05	3110.74	2718.93	3253.62
		66"(1676mm)	TPRA-2466-	■ ■	SNA	6F	2055.16	2582.80	2223.12	2750.76	2656.05	3221.82	2811.85	3377.62
		72"(1829mm)	TPRA-2472-	■ ■	SNA	6F	2104.80	2674.92	2276.12	2846.24	2736.05	3332.90	2904.77	3501.62
30"(762mm)	48"(1219mm)	TPRA-3048-	■ ■	SNA	6F	\$ 1993.64	\$2420.84	\$ 2158.24	\$ 2585.44	\$ 2564.17	\$ 3055.66	\$ 2707.05	\$ 3198.54	
		54"(1372mm)	TPRA-3054-	■ ■	SNA	6F	2053.74	2523.42	2222.54	2692.22	2662.22	3184.79	2821.25	3343.82
		60"(1524mm)	TPRA-3060-	■ ■	SNA	6F	2113.84	2626.00	2286.84	2799.00	2760.27	3313.92	2935.45	3489.10
		66"(1676mm)	TPRA-3066-	■ ■	SNA	6F	2173.94	2728.58	2351.14	2905.78	2858.32	3443.05	3049.65	3634.38
		72"(1829mm)	TPRA-3072-	■ ■	SNA	6F	2234.04	2831.16	2415.44	3012.56	2956.37	3572.18	3163.85	3779.66
41"(1041mm)	18"(457mm)	48"(1219mm)	TPRA-1848-	■ ■	SNA	7F	\$ 1862.49	\$ 2235.69	\$ 2013.65	\$ 2386.85	\$ 2311.58	\$ 2765.15	\$ 2402.78	\$ 2856.35
		54"(1372mm)	TPRA-1854-	■ ■	SNA	7F	1901.67	2317.35	2055.35	2471.03	2373.53	2858.18	2474.42	2959.07
		60"(1524mm)	TPRA-1860-	■ ■	SNA	7F	1940.85	2399.01	2097.05	2555.21	2435.48	2951.21	2546.06	3061.79
		66"(1676mm)	TPRA-1866-	■ ■	SNA	7F	1980.03	2480.67	2138.75	2639.39	2497.43	3044.24	2617.70	3164.51
		72"(1829mm)	TPRA-1872-	■ ■	SNA	7F	2019.21	2562.33	2180.45	2723.57	2559.38	3137.27	2689.34	3267.23
24"(610mm)	48"(1219mm)	TPRA-2448-	■ ■	SNA	7F	\$ 1949.89	\$2350.09	\$ 2107.77	\$ 2507.97	\$ 2459.70	\$ 2932.23	\$ 2576.74	\$ 3049.27	
		54"(1372mm)	TPRA-2454-	■ ■	SNA	7F	1999.53	2442.21	2160.77	2603.45	2539.70	3043.31	2669.66	3173.27
		60"(1524mm)	TPRA-2460-	■ ■	SNA	7F	2049.17	2534.33	2213.77	2698.93	2619.70	3154.39	2762.58	3297.27
		66"(1676mm)	TPRA-2466-	■ ■	SNA	7F	2098.81	2626.45	2266.77	2794.41	2699.70	3265.47	2855.50	3421.27
		72"(1829mm)	TPRA-2472-	■ ■	SNA	7F	2148.45	2718.57	2319.77	2889.89	2779.70	3376.55	2948.42	3545.27
30"(762mm)	48"(1219mm)	TPRA-3048-	■ ■	SNA	7F	\$ 2037.29	\$2464.49	\$ 2201.89	\$ 2629.09	\$ 2607.82	\$ 3099.31	\$ 2750.70	\$ 3242.19	
		54"(1372mm)	TPRA-3054-	■ ■	SNA	7F	2097.39	2567.07	2266.19	2735.87	2705.87	3228.44	2864.90	3387.47
		60"(1524mm)	TPRA-3060-	■ ■	SNA	7F	2157.49	2669.65	2330.49	2842.65	2803.92	3357.57	2979.10	3532.75
		66"(1676mm)	TPRA-3066-	■ ■	SNA	7F	2217.59	2772.23	2394.79	2949.43	2901.97	3486.70	3093.30	3678.03
		72"(1829mm)	TPRA-3072-	■ ■	SNA	7F	2277.69	2874.81	2459.09	3056.21	3000.02	3615.83	3207.50	3823.31

PopUp Table

Oval (Rectangular Radius Corner)



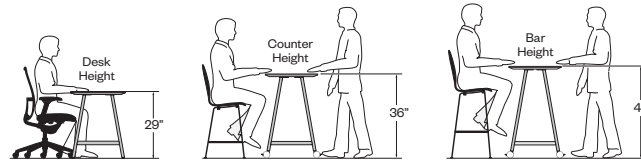
TPRP-SNA
Class CL

Features

- Includes 1.18"(30mm) thick standard top, legs and hardware.
- High-Pressure Laminate (HPL) top with knife edge or 3mm edgeband edges or wood veneer top with 3mm wood edgeband or knife edge.
- Fixed table heights are 29"(737mm), 36"(914mm) and 41"(1041mm).
- Casters (two locking/two non-locking) are available with: Light platinum or fog hub with black tread, or black hub with black tread.
- Glides available in black only and provide 0.5"(13mm) adjustment.
- Casters and glides are not interchangeable.
- Leg and foot rail can be the same or different trim colors.
- Ships unassembled.

Specification Tips

- When (N) No Foot Rail is specified for 29"(737mm)H tables the leg trim color will be applied to the horizontal leg rails.
- Not for use with screens, modesty, AKP, monitor arms or suspended pedestal.
- Separately specified, as needed:
 - Power modules
 - Vertical Wire Channel (TPVW)
 - Accent Plate (TPAP)
 - Bag Hook (KUWH)



To Order, Specify:

1) Product number, including:

1 Surface Option:

- L** Laminate
- W** Wood

2 Edge Option:

- Laminate:
- J** Edgeband
 - F** Knife

- Wood:
- K** Edgeband
 - U** Knife

3 Base Foot:

- C** Casters (add **\$109.24** list)
- G** Glides

4 Foot Rail (29"(737mm) only):

- N** No Foot Rail
- F** Foot Rail (add **\$160.50** list)

2) Laminate surface color or wood finish color.

3) Edgeband trim color (laminated only).

4) Leg trim color.

5) Foot rail color.

6) Caster color (if applicable).

Note: Foot rail: **\$15.15** upcharge list for Metallic and Accent trim colors.

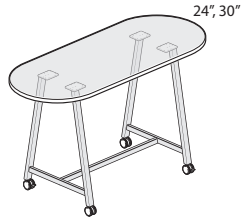
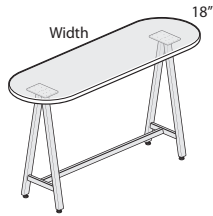
Legs: **\$45.52** upcharge list for Metallic and Accent trim colors.

PopUp Table

Oval (Rectangular Radius Corner)

Height	Depth	Width	Number	① ②	③ ④	HPL				Wood			
						A	F	B	F	A	U	B	U
						J	F	J	F	K	U	K	U
29"(737mm)	18"(457mm)	48"(1219mm)	TPRP-1848-	SNA	4	\$ 1783.33	\$ 2156.53	\$ 1934.49	\$ 2307.69	\$ 2232.42	\$ 2685.99	\$ 2323.62	\$ 2777.19
		54"(1372mm)	TPRP-1854-	SNA	4	1822.51	2238.19	1976.19	2391.87	2294.37	2779.02	2395.26	2879.91
		60"(1524mm)	TPRP-1860-	SNA	4	1861.69	2319.85	2017.89	2476.05	2356.32	2872.05	2466.90	2982.63
		66"(1676mm)	TPRP-1866-	SNA	4	1900.87	2401.51	2059.59	2560.23	2418.27	2965.08	2538.54	3085.35
		72"(1829mm)	TPRP-1872-	SNA	4	1940.05	2483.17	2101.29	2644.41	2480.22	3058.11	2610.18	3188.07
24"(610mm)	48"(1219mm)	TPRP-2448-	SNA	4	\$ 1870.73	\$ 2270.93	\$ 2028.61	\$ 2428.81	\$ 2380.54	\$ 2853.07	\$ 2497.58	\$ 2970.11	
		54"(1372mm)	TPRP-2454-	SNA	4	1920.37	2363.05	2081.61	2524.29	2460.54	2964.15	2590.50	3094.11
		60"(1524mm)	TPRP-2460-	SNA	4	1970.01	2455.17	2134.61	2619.77	2540.54	3075.23	2683.42	3218.11
		66"(1676mm)	TPRP-2466-	SNA	4	2019.65	2547.29	2187.61	2715.25	2620.54	3186.31	2776.34	3342.11
		72"(1829mm)	TPRP-2472-	SNA	4	2069.29	2639.41	2240.61	2810.73	2700.54	3297.39	2869.26	3466.11
30"(762mm)	48"(1219mm)	TPRP-3048-	SNA	4	\$ 1958.13	\$ 2385.33	\$ 2122.73	\$ 2549.93	\$ 2528.66	\$ 3020.15	\$ 2671.54	\$ 3163.03	
		54"(1372mm)	TPRP-3054-	SNA	4	2018.23	2487.91	2187.03	2656.71	2626.71	3149.28	2785.74	3308.31
		60"(1524mm)	TPRP-3060-	SNA	4	2078.33	2590.49	2251.33	2763.49	2724.76	3278.41	2899.94	3453.59
		66"(1676mm)	TPRP-3066-	SNA	4	2138.43	2693.07	2315.63	2870.27	2822.81	3407.54	3014.14	3598.87
		72"(1829mm)	TPRP-3072-	SNA	4	2198.53	2795.65	2379.93	2977.05	2920.86	3536.67	3128.34	3744.15
36"(914mm)	18"(457mm)	48"(1219mm)	TPRP-1848-	SNA	6F	\$ 2004.94	\$ 2378.14	\$ 2156.10	\$ 2529.30	\$ 2454.03	\$ 2907.60	\$ 2545.23	\$ 2998.80
		54"(1372mm)	TPRP-1854-	SNA	6F	2044.12	2459.80	2197.80	2613.48	2515.98	3000.63	2616.87	3101.52
		60"(1524mm)	TPRP-1860-	SNA	6F	2083.30	2541.46	2239.50	2697.66	2577.93	3093.66	2688.51	3204.24
		66"(1676mm)	TPRP-1866-	SNA	6F	2122.48	2623.12	2281.20	2781.84	2639.88	3186.69	2760.15	3306.96
		72"(1829mm)	TPRP-1872-	SNA	6F	2161.66	2704.78	2322.90	2866.02	2701.83	3279.72	2831.79	3409.68
24"(610mm)	48"(1219mm)	TPRP-2448-	SNA	6F	\$ 2092.34	\$ 2492.54	\$ 2250.22	\$ 2650.42	\$ 2602.15	\$ 3074.68	\$ 2719.19	\$ 3191.72	
		54"(1372mm)	TPRP-2454-	SNA	6F	2141.98	2584.66	2303.22	2745.90	2682.15	3185.76	2812.11	3315.72
		60"(1524mm)	TPRP-2460-	SNA	6F	2191.62	2676.78	2356.22	2841.38	2762.15	3296.84	2905.03	3439.72
		66"(1676mm)	TPRP-2466-	SNA	6F	2241.26	2768.90	2409.22	2936.86	2842.15	3407.92	2997.95	3563.72
		72"(1829mm)	TPRP-2472-	SNA	6F	2290.90	2861.02	2462.22	3032.34	2922.15	3519.00	3090.87	3687.72
30"(762mm)	48"(1219mm)	TPRP-3048-	SNA	6F	\$ 2179.74	\$ 2606.94	\$ 2344.34	\$ 2771.54	\$ 2750.27	\$ 3241.76	\$ 2893.15	\$ 3384.64	
		54"(1372mm)	TPRP-3054-	SNA	6F	2239.84	2709.52	2408.64	2878.32	2848.32	3370.89	3007.35	3529.92
		60"(1524mm)	TPRP-3060-	SNA	6F	2299.94	2812.10	2472.94	2985.10	2946.37	3500.02	3121.55	3675.20
		66"(1676mm)	TPRP-3066-	SNA	6F	2360.04	2914.68	2537.24	3091.88	3044.42	3629.15	3235.75	3820.48
		72"(1829mm)	TPRP-3072-	SNA	6F	2420.14	3017.26	2601.54	3198.66	3142.47	3758.28	3349.95	3965.76
41"(1041mm)	18"(457mm)	48"(1219mm)	TPRP-1848-	SNA	7F	\$ 2048.59	\$ 2421.79	\$ 2199.75	\$ 2572.95	\$ 2497.68	\$ 2951.25	\$ 2588.88	\$ 3042.45
		54"(1372mm)	TPRP-1854-	SNA	7F	2087.77	2503.45	2241.45	2657.13	2559.63	3044.28	2660.52	3145.17
		60"(1524mm)	TPRP-1860-	SNA	7F	2126.95	2585.11	2283.15	2741.31	2621.58	3137.31	2732.16	3247.89
		66"(1676mm)	TPRP-1866-	SNA	7F	2166.13	2666.77	2324.85	2825.49	2683.53	3230.34	2803.80	3350.61
		72"(1829mm)	TPRP-1872-	SNA	7F	2205.31	2748.43	2366.55	2909.67	2745.48	3323.37	2875.44	3453.33
24"(610mm)	48"(1219mm)	TPRP-2448-	SNA	7F	\$ 2135.99	\$ 2536.19	\$ 2293.87	\$ 2694.07	\$ 2645.80	\$ 3118.33	\$ 2762.84	\$ 3235.37	
		54"(1372mm)	TPRP-2454-	SNA	7F	2185.63	2628.31	2346.87	2789.55	2725.80	3229.41	2855.76	3359.37
		60"(1524mm)	TPRP-2460-	SNA	7F	2235.27	2720.43	2399.87	2885.03	2805.80	3340.49	2948.68	3483.37
		66"(1676mm)	TPRP-2466-	SNA	7F	2284.91	2812.55	2452.87	2980.51	2885.80	3451.57	3041.60	3607.37
		72"(1829mm)	TPRP-2472-	SNA	7F	2334.55	2904.67	2505.87	3075.99	2965.80	3562.65	3134.52	3731.37
30"(762mm)	48"(1219mm)	TPRP-3048-	SNA	7F	\$ 2223.39	\$ 2650.59	\$ 2387.99	\$ 2815.19	\$ 2793.92	\$ 3285.41	\$ 2936.80	\$ 3428.29	
		54"(1372mm)	TPRP-3054-	SNA	7F	2283.49	2753.17	2452.29	2921.97	2891.97	3414.54	3051.00	3573.57
		60"(1524mm)	TPRP-3060-	SNA	7F	2343.59	2855.75	2516.59	3028.75	2990.02	3543.67	3165.20	3718.85
		66"(1676mm)	TPRP-3066-	SNA	7F	2403.69	2958.33	2580.89	3135.53	3088.07	3672.80	3279.40	3864.13
		72"(1829mm)	TPRP-3072-	SNA	7F	2463.79	3060.91	2645.19	3242.31	3186.12	3801.93	3393.60	4009.41

PopUp Table Racetrack



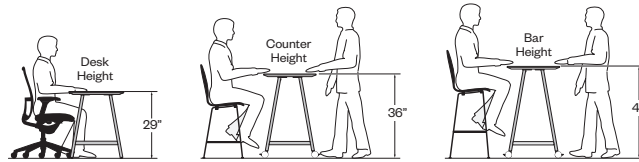
TPRT-SNA
Class CL

Features

- Includes 1.18"(30mm) thick standard top, legs and hardware.
- High-Pressure Laminate (HPL) top with knife edge or 3mm edgeband edges or wood veneer top with 3mm wood edgeband or knife edge.
- Fixed table heights are 29"(737mm), 36"(914mm) and 41"(1041mm).
- Casters (two locking/two non-locking) are available with: Light platinum or fog hub with graphite tread, or black hub with black tread.
- Glides available in black only and provide 0.5"(13mm) adjustment.
- Casters and glides are not interchangeable.
- Leg and foot rail can be the same or different trim colors.
- Ships unassembled.

Specification Tips

- When (N) No Foot Rail is specified for 29"(737mm)H tables the leg trim color will be applied to the horizontal leg rails.
- Not for use with screens, modesty, AKP, monitor arms or suspended pedestal.
- Separately specified, as needed:
 - Power modules
 - Vertical Wire Channel (TPVW)
 - Accent Plate (TPAP)
 - Bag Hook (KUWH)



To Order, Specify:

1) Product number, including:

1 Surface Option:

- L** Laminate
- W** Wood

2 Edge Option:

- Laminate:
- J** Edgeband
 - F** Knife

- Wood:
- K** Edgeband
 - U** Knife

3 Base Foot:

- C** Casters (add **\$109.24** list)
- G** Glides

4 Foot Rail (29"(737mm) only):

- N** No Foot Rail
- F** Foot Rail (add **\$160.50** list)

2) Laminate surface color or wood finish color.

3) Edgeband trim color (laminated only).

4) Leg trim color.

5) Foot rail color.

6) Caster color (if applicable).

Note: Foot rail: **\$15.15** upcharge list for Metallic and Accent trim colors.

Legs: **\$45.52** upcharge list for Metallic and Accent trim colors.

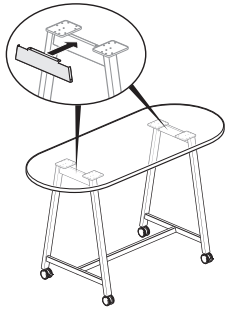
PopUp Table

Racetrack

Height	Depth	Width	Number	① ②	③ ④	HPL				Wood			
						A	F	B	F	A	U	B	U
						J	F	J	F	K	U	K	U
36"(914mm)	18"(457mm)	48"(1219mm)	TPRT-1848-	SNA	4	\$ 1783.33	\$ 2156.53	\$ 1934.49	\$ 2307.69	\$ 2232.42	\$ 2685.99	\$ 2323.62	\$ 2777.19
		54"(1372mm)	TPRT-1854-	SNA	4	1822.51	2238.19	1976.19	2391.87	2294.37	2779.02	2395.26	2879.91
		60"(1524mm)	TPRT-1860-	SNA	4	1861.69	2319.85	2017.89	2476.05	2356.32	2872.05	2466.90	2982.63
		66"(1676mm)	TPRT-1866-	SNA	4	1900.87	2401.51	2059.59	2560.23	2418.27	2965.08	2538.54	3085.35
		72"(1829mm)	TPRT-1872-	SNA	4	1940.05	2483.17	2101.29	2644.41	2480.22	3058.11	2610.18	3188.07
24"(610mm)	60"(1524mm)	TPRT-2460-	SNA	4	\$ 1970.01	\$ 2455.17	\$ 2134.61	\$ 2619.77	\$ 2540.54	\$ 3075.23	\$ 2683.42	\$ 3218.11	
		TPRT-2466-	SNA	4	2019.65	2547.29	2187.61	2715.25	2620.54	3186.31	2776.34	3342.11	
		TPRT-2472-	SNA	4	2069.29	2639.41	2240.61	2810.73	2700.54	3297.39	2869.26	3466.11	
30"(762mm)	72"(1829mm)	TPRT-3072-	SNA	4	\$ 2198.53	\$ 2795.65	\$ 2379.93	\$ 2977.05	\$ 2920.86	\$ 3536.67	\$ 3128.34	\$ 3744.15	
36"(914mm)	18"(457mm)	48"(1219mm)	TPRT-1848-	SNA	6F	\$ 2004.94	\$ 2378.14	\$ 2156.10	\$ 2529.30	\$ 2454.03	\$ 2907.60	\$ 2545.23	\$ 2998.80
		54"(1372mm)	TPRT-1854-	SNA	6F	2044.12	2459.80	2197.80	2613.48	2515.98	3000.63	2616.87	3101.52
		60"(1524mm)	TPRT-1860-	SNA	6F	2083.30	2541.46	2239.50	2697.66	2577.93	3093.66	2688.51	3204.24
		66"(1676mm)	TPRT-1866-	SNA	6F	2122.48	2623.12	2281.20	2781.84	2639.88	3186.69	2760.15	3306.96
		72"(1829mm)	TPRT-1872-	SNA	6F	2161.66	2704.78	2322.90	2866.02	2701.83	3279.72	2831.79	3409.68
24"(610mm)	60"(1524mm)	TPRT-2460-	SNA	6F	\$ 2191.62	\$ 2676.78	\$ 2356.22	\$ 2841.38	\$ 2762.15	\$ 3296.84	\$ 2905.03	\$ 3439.72	
		TPRT-2466-	SNA	6F	2241.26	2768.90	2409.22	2936.86	2842.15	3407.92	2997.95	3563.72	
		TPRT-2472-	SNA	6F	2290.90	2861.02	2462.22	3032.34	2922.15	3519.00	3090.87	3687.72	
30"(762mm)	72"(1829mm)	TPRT-3072-	SNA	6F	\$ 2420.14	\$ 3017.26	\$ 2601.54	\$ 3198.66	\$ 3142.47	\$ 3758.28	\$ 3349.95	\$ 3965.76	
41"(1041mm)	18"(457mm)	48"(1219mm)	TPRT-1848-	SNA	7F	\$ 2048.59	\$ 2421.79	\$ 2199.75	\$ 2572.95	\$ 2497.68	\$ 2951.25	\$ 2588.88	\$ 3042.45
		54"(1372mm)	TPRT-1854-	SNA	7F	2087.77	2503.45	2241.45	2657.13	2559.63	3044.28	2660.52	3145.17
		60"(1524mm)	TPRT-1860-	SNA	7F	2126.95	2585.11	2283.15	2741.31	2621.58	3137.31	2732.16	3247.89
		66"(1676mm)	TPRT-1866-	SNA	7F	2166.13	2666.77	2324.85	2825.49	2683.53	3230.34	2803.80	3350.61
		72"(1829mm)	TPRT-1872-	SNA	7F	2205.31	2748.43	2366.55	2909.67	2745.48	3323.37	2875.44	3453.33
24"(610mm)	60"(1524mm)	TPRT-2460-	SNA	7F	\$ 2235.27	\$ 2720.43	\$ 2399.87	\$ 2885.03	\$ 2805.80	\$ 3340.49	\$ 2948.68	\$ 3483.37	
		TPRT-2466-	SNA	7F	2284.91	2812.55	2452.87	2980.51	2885.80	3451.57	3041.60	3607.37	
		TPRT-2472-	SNA	7F	2334.55	2904.67	2505.87	3075.99	2965.80	3562.65	3134.52	3731.37	
30"(762mm)	72"(1829mm)	TPRT-3072-	SNA	7F	\$ 2463.79	\$ 3060.91	\$ 2645.19	\$ 3242.31	\$ 3186.12	\$ 3801.93	\$ 3393.60	\$ 4009.41	

PopUp Table Accessories

Accent Plate



TPAP
Class CL

Feature

- Includes two painted or wood accent plate and attachment hardware.

Specification Tips

- Not for use on 18"(457mm) depth PopUp tables.
- Leg accent plate is located in the top center section of each leg assembly and allows for a user-specified accent color for aesthetic purposes.
- Size must match depth and height of table.

To Order, Specify:

- 1) Product number, including:

① Surface Option:

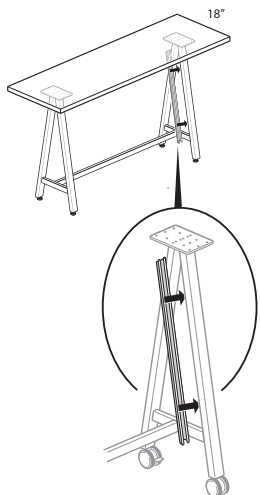
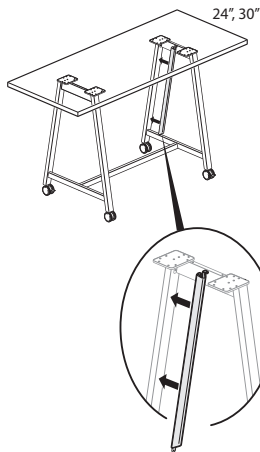
P Paint

W Wood

- 2) Paint or wood finish color.

Depth	Width	Number ①	Trim		Wood	
			A	B	A	B
24"(610mm)	29"(737mm)	TPAP-2429-	\$324.95	\$334.49	N/A	N/A
	36"(914mm)	TPAP-2436-	324.95	334.49	\$479.66	\$509.97
	41"(1041mm)	TPAP-2441-	324.95	334.49	479.66	509.97
30"(762mm)	29"(737mm)	TPAP-3029-	\$340.49	\$351.83	N/A	N/A
	36"(914mm)	TPAP-3036-	340.49	351.83	\$495.20	\$528.27
	41"(1041mm)	TPAP-3041-	340.49	351.83	495.20	528.27

Vertical Wire Channel - Leg Attached



TPVW
Class CL

Feature

- Includes one painted vertical wire channel and attachment hardware.

Specification Tip

- When specifying a Vertical Wire Channel no Accent Plate or with Accent Plate, order correct model for table height.

To Order, Specify:

- 1) Product number.

- 2) Trim color.

For Use With	Width	Number	Trim	
			A	B
No Accent Plate				
29"(737mm)H Table	2"(51mm)	TPVW-2902-PN	\$167.07	\$176.73
36"(914mm)H Table	2"(51mm)	TPVW-3602-PN	199.55	211.45
41"(1041mm)H Table	2"(51mm)	TPVW-4102-PN	222.75	236.25
With Accent Plate				
29"(737mm)H Table	2"(51mm)	TPVW-2402-PA	\$143.87	\$151.93
36"(914mm)H Table	2"(51mm)	TPVW-3302-PA	185.63	196.57
41"(1041mm)H Table	2"(51mm)	TPVW-3802-PA	208.83	221.37

Fixed Height Tables Resources

Surfaces Materials

Index

Warranty

Compose Table

Finish/Color Legend

Wood

Grade A

Double Cut

2P-RL	Applegate
CQ-HKL	Auburn
CQ-HBF	Clove
WE-RD	Dune
WJ-RE	Ebony
2N-RL	Echo
W3-HR	Harbor
WE-RT	Melba
W4-PB	Pebble
CQ-WG	Walnut Grove

Grade B

Cherry

VC-CA1	Amber
VC-W23	American
VC-HKF	Burgundy
VC-W33	Caramel
VC-W30	Heritage
VC-W32	Pacific
VC-HKA	Toffee

Maple

VP-LM	Light
VP-N	Natural

Maple Quarter Cut

NM-N	Natural
------	---------

Oak

VJ-HKC	Urban
--------	-------

Rift Cut White Oak

NR-W35	Clear
NR-W15	Espresso
NR-W40	Mocha

Walnut

VR-CPK	Bourbon
VR-HKG	Colombian
VR-W15	Espresso
VR-W31	Retro

Walnut Quarter Cut

NW-W35	Clear
NW-W31	Retro

Grade D

Figured Anegre

VU-W07	Light
VU-W08	Golden

HPL

Grade A

Solid Color

H-34	Beige
H-AK	Chalk
H-8J	Charcoal
H-3J	Graphite
H-62	Gray Tone
H-WL	Linen
H-3P	Platinum
H-AA	Putty
H-3E	Smoke

Patterned

H-P1	Linen Casual
H-P2	Linen Classic
H-P3	Linen Crisp
H-P4	Linen Flax

Wood

H-B06	Brazilwood
H-E79	Colombian Walnut
H-AE	Maple
H-DYP	New Age Oak
H-E15	River Cherry
H-C09	Williamsburg Cherry

Grade B

Premium Wood Grain

H-C8	Blonde Modern Cherry
H-D1	Daintree
H-KP	Field Elm
H-KN	Grey Elm
H-KM	Landmark Wood
H-D2	Mocha Modern Cherry
H-KL	Neo Walnut
H-KR	Phantom Ecrú
H-KS	Phantom Pearl
H-C9	Spiced Modern Cherry

Grade E

Premium

H-C1	Hay
H-C2	Drift
H-C3	Pecan
H-C4	Molasses
H-C5	Mineral
H-C6	Hatch
H-C7	Tanned

Edgeband

Solid Color

HP-34	Beige
HP-AK	Chalk
HP-8J	Charcoal
HP-3J	Graphite
HP-62	Gray Tone
HP-WL	Linen
HP-3P	Platinum
HP-AA	Putty
HP-3E	Smoke

Patterned

HP-P1	Linen Casual
HP-P2	Linen Classic
HP-P3	Linen Crisp
HP-P4	Linen Flax

Wood Grain

HP-C8	Blonde Modern Cherry
HP-B06	Brazilwood
HP-E79	Colombian Walnut
HP-D1	Daintree
HP-KP	Field Elm
HP-KN	Grey Elm
HP-KM	Landmark Wood
HP-AE	Maple
HP-D2	Mocha Modern Cherry
HP-KL	Neo Walnut
HP-DYP	New Age Oak
HP-KR	Phantom Ecrú
HP-KS	Phantom Pearl
HP-E15	River Cherry
HP-C9	Spiced Modern Cherry
HP-C09	Williamsburg Cherry

Ply-Edge

HP-PW	Ply-Edge
-------	----------

Premium

HP-C1	Hay
HP-C2	Drift
HP-C3	Pecan
HP-C4	Molasses
HP-C5	Mineral
HP-C6	Hatch
HP-C7	Tanned

Trim

Grade A

Smooth

TR-R	Beige
TR-F	Black
TR-AK	Chalk
TR-K	Charcoal
TR-C1	Cocoa
TR-J	Graphite
TR-G	Gray Tone
TR-AA	Putty
TR-E	Smoke
TR-PLS	Smooth Plaster
TR-FM	Snow

Textured

TR-TG	Grout
TR-TF	Pitch
TR-TW	Plaster

Grade B

Smooth

TR-IC	Accent Blue
TR-IG	Blue Jay
TR-IR	Brownstone
TR-IN	Night
TR-IQ	Park
TR-RR	Rusty Red
TR-IM	Sable
TR-IJ	Sky Blue

Smooth Metallic

TR-MC	Metallic Champagne
TR-DM	Metallic Dark Bronze
TR-MG	Metallic Gunmetal
TR-LE	Metallic Silver

Textured Metallic

TR-AR	Argent
TR-HE	Hellenic

Stack Spacer Colors

LN-F	Black
LN-CTS	Chartreuse
LN-PL	Polar
LN-RR	Rusty Red
LN-IM	Sable
LN-1K	Wren

ALERT: These materials are current, however they are being considered for future obsolescence due to low volume.

Wood	
VJ-W42	Brindle
2R-RL	Butternut
NW-W15	Espresso
NP-W08	Golden
NP-W07	Light
NX-U	Medium
VR-W12	Naturally Walnut
WC-RW	Wenge

HPL	
H-AM	Amber Cherry
H-AD	Medium Cherry

Trim	
TR-IF	Accent Red
TR-IE	Accent Orange
TR-CTS	Chartreuse
TR-1H	Terra
TR-1K	Wren

Forest Stewardship Council® (FSC®) Statement:

In our continuing support of sustainable forestry and responsible purchasing, Haworth North America is offering FSC certified wood products at no up-charge. By providing FSC certified material, Haworth is supporting our client's green building goals and demonstrating our collective commitment to source materials more sustainably.

Haworth will provide to you the necessary FSC-certified paperwork with your shipment. For more information, FAQs, and a complete FSC product list (including product exceptions), go to the Library and search FSC.

Haworth FSC Trademark License #FSC-C002821

Cultivate Table

Finish/Color Legend

Wood

Grade A

Double Cut

2P-RL	Applegate
CQ-HKL	Auburn
CQ-HBF	Clove
WE-RD	Dune
WJ-RE	Ebony
2N-RL	Echo
W3-HR	Harbor
WE-RT	Melba
W4-PB	Pebble
CQ-WG	Walnut Grove

Grade B

Cherry

VC-CA1	Amber
VC-W23	American
VC-HKF	Burgundy
VC-W33	Caramel
VC-W30	Heritage
VC-W32	Pacific
VC-HKA	Toffee

Maple

VP-LM	Light
VP-N	Natural

Maple Quarter Cut

NM-N	Natural
------	---------

Oak

VJ-HKC	Urban
--------	-------

Rift Cut White Oak

NR-W35	Clear
NR-W15	Espresso
NR-W40	Mocha

Walnut

VR-CPK	Bourbon
VR-HKG	Colombian
VR-W15	Espresso
VR-W31	Retro

Walnut Quarter Cut

NW-W35	Clear
NW-W31	Retro

Grade D

Figured Anegre

VU-W07	Light
VU-W08	Golden

HPL

Grade A

Solid Color

H-34	Beige
H-AK	Chalk
H-8J	Charcoal
H-3J	Graphite
H-62	Gray Tone
H-WL	Linen
H-3P	Platinum
H-AA	Putty
H-3E	Smoke

Patterned

H-P1	Linen Casual
H-P2	Linen Classic
H-P3	Linen Crisp
H-P4	Linen Flax

Wood

H-B06	Brazilwood
H-E79	Colombian Walnut
H-AE	Maple
H-DYP	New Age Oak
H-E15	River Cherry
H-C09	Williamsburg Cherry

Grade B

Premium Wood Grain

H-C8	Blonde Modern Cherry
H-D1	Daintree
H-KP	Field Elm
H-KN	Grey Elm
H-KM	Landmark Wood
H-D2	Mocha Modern Cherry
H-KL	Neo Walnut
H-KR	Phantom Ecu
H-KS	Phantom Pearl
H-C9	Spiced Modern Cherry

Edgeband

Solid Color

HP-34	Beige
HP-AK	Chalk
HP-8J	Charcoal
HP-3J	Graphite
HP-62	Gray Tone
HP-WL	Linen
HP-3P	Platinum
HP-AA	Putty
HP-3E	Smoke

Patterned

HP-P1	Linen Casual
HP-P2	Linen Classic
HP-P3	Linen Crisp
HP-P4	Linen Flax

Wood Grain

HP-C8	Blonde Modern Cherry
HP-B06	Brazilwood
HP-E79	Colombian Walnut
HP-D1	Daintree
HP-KP	Field Elm
HP-KN	Grey Elm
HP-KM	Landmark Wood
HP-AE	Maple
HP-D2	Mocha Modern Cherry
HP-KL	Neo Walnut
HP-DYP	New Age Oak
HP-KR	Phantom Ecu
HP-KS	Phantom Pearl
HP-E15	River Cherry
HP-C9	Spiced Modern Cherry
HP-C09	Williamsburg Cherry

Ply-Edge

HP-PW	Ply-Edge
-------	----------

Trim

Grade A

Smooth

TR-R	Beige
TR-AK	Chalk
TR-K	Charcoal
TR-C1	Cocoa
TR-J	Graphite
TR-G	Gray Tone
TR-AA	Putty
TR-E	Smoke
TR-PLS	Smooth Plaster
TR-FM	Snow

Textured

TR-TG	Grout
TR-TF	Pitch
TR-TW	Plaster

Grade B

Smooth

TR-IC	Accent Blue
TR-IG	Blue Jay
TR-IR	Brownstone
TR-IN	Night
TR-IQ	Park
TR-RR	Rusty Red
TR-IM	Sable
TR-IJ	Sky Blue

Smooth Metallic

TR-MC	Metallic Champagne
TR-DM	Metallic Dark Bronze
TR-MG	Metallic Gunmetal
TR-LE	Metallic Silver

Textured Metallic

TR-AR	Argent
TR-HE	Hellenic

ALERT: These materials are current, however they are being considered for future obsolescence due to low volume.

Wood	
VJ-W42	Brindle
2R-RL	Butternut
NW-W15	Espresso
NP-W08	Golden
NP-W07	Light
NX-U	Medium
VR-W12	Naturally Walnut
WC-RW	Wenge

HPL	
H-AM	Amber Cherry
H-AD	Medium Cherry

Trim	
TR-1F	Accent Red
TR-1E	Accent Orange
TR-CTS	Chartreuse
TR-1H	Terra
TR-1K	Wren

Forest Stewardship Council® (FSC®) Statement:

In our continuing support of sustainable forestry and responsible purchasing, Haworth North America is offering FSC certified wood products at no up-charge. By providing FSC certified material, Haworth is supporting our client's green building goals and demonstrating our collective commitment to source materials more sustainably.

Haworth will provide to you the necessary FSC-certified paperwork with your shipment. For more information, FAQs, and a complete FSC product list (including product exceptions), go to the Library and search FSC.

Haworth FSC Trademark License #FSC-C002821

Immerse Table

Finish/Color Legend

Wood

Grade A

Double Cut

2P-RL	Applegate
CQ-HKL	Auburn
CQ-HBF	Clove
WE-RD	Dune
WJ-RE	Ebony
2N-RL	Echo
W3-HR	Harbor
WE-RT	Melba
W4-PB	Pebble
CQ-WG	Walnut Grove

Grade B

Cherry

YD-CA1	Amber
YD-W23	American
YD-W33	Caramel
YD-W30	Heritage
YD-W32	Pacific

Maple

YL-LM	Light
YLN	Natural

Maple Quarter Cut

YM-N	Natural
------	---------

Rift Cut White Oak

YB-W35	Clear
YB-W15	Espresso
YB-W40	Mocha

Walnut

YN-W15	Espresso
YN-W31	Retro

Walnut Quarter Cut

Y9-W35	Clear
Y9-W31	Retro

Grade D

Figured Anegre

VU-W07	Light
VU-W08	Golden

Paint Top

Grade A

Solid Color

PW-F	Black
PW-AK	Chalk
PW-PL	Polar
PW-SY	Stormy
PW-VR	Vapor

HPL

Grade A

Solid Color

H-34	Beige
H-AK	Chalk
H-8J	Charcoal
H-3J	Graphite
H-62	Gray Tone
H-WL	Linen
H-3P	Platinum
H-AA	Putty
H-3E	Smoke

Wood

H-B06	Brazilwood
H-E79	Colombian Walnut
H-AE	Maple
H-DYP	New Age Oak
H-E15	River Cherry
H-C09	Williamsburg Cherry

Grade B

Premium Wood Grain

H-C8	Blonde Modern Cherry
H-D1	Daintree
H-KP	Field Elm
H-KN	Grey Elm
H-KM	Landmark Wood
H-D2	Mocha Modern Cherry
H-KL	Neo Walnut
H-KR	Phantom Ecru
H-KS	Phantom Pearl
H-C9	Spiced Modern Cherry

Edgeband

Solid Color

HP-34	Beige
HP-AK	Chalk
HP-8J	Charcoal
HP-3J	Graphite
HP-62	Gray Tone
HP-WL	Linen
HP-3P	Platinum
HP-AA	Putty
HP-3E	Smoke

Wood Grain

HP-C8	Blonde Modern Cherry
HP-B06	Brazilwood
HP-E79	Colombian Walnut
HP-D1	Daintree
HP-KP	Field Elm
HP-KN	Grey Elm
HP-KM	Landmark Wood
HP-AE	Maple
HP-D2	Mocha Modern Cherry
HP-KL	Neo Walnut
HP-DYP	New Age Oak
HP-KR	Phantom Ecru
HP-KS	Phantom Pearl
HP-E15	River Cherry
HP-C9	Spiced Modern Cherry
HP-C09	Williamsburg Cherry

Ply-Edge

HP-PW	Ply-Edge
-------	----------

Solid Surface Top Finish

SS-CW	Cameo White
-------	-------------

Planter Finishes

TR-F	Black
TR-G	Gray Tone
TR-PLS	Smooth Plaster
TR-TC	Terra Cotta

Wood Leg Finishes

M5-W35	Clear on Oak
M6-W35	Clear on Walnut
M7-W43	Ink on Ash

Trim

Grade A

Smooth

TR-R	Beige
TR-AK	Chalk
TR-K	Charcoal
TR-C1	Cocoa
TR-J	Graphite
TR-G	Gray Tone
TR-AA	Putty
TR-E	Smoke
TR-PLS	Smooth Plaster
TR-FM	Snow

Textured

TR-TG	Grout
TR-TF	Pitch
TR-TW	Plaster

Grade B

Smooth

TR-IC	Accent Blue
TR-IG	Blue Jay
TR-IR	Brownstone
TR-IN	Night
TR-IQ	Park
TR-RR	Rusty Red
TR-IM	Sable
TR-IJ	Sky Blue

Smooth Metallic

TR-MC	Metallic Champagne
TR-DM	Metallic Dark Bronze
TR-MG	Metallic Gunmetal
TR-LE	Metallic Silver

Textured Metallic

TR-AR	Argent
TR-HE	Hellenic

Stack Spacer Colors

LN-F	Black
LN-CTS	Chartreuse
LN-PL	Polar
LN-RR	Rusty Red
LN-IM	Sable
LN-1K	Wren

ALERT: These materials are current, however they are being considered for future obsolescence due to low volume.

Wood	
YP-W42	Brindle
2R-RL	Butternut
Y9-W15	Espresso
YC-W08	Golden
YC-W07	Light
Y2-U	Medium
YN-W12	Naturally Walnut
WC-RW	Wenge

HPL	
H-AM	Amber Cherry
H-AD	Medium Cherry

Trim	
TR-1F	Accent Red
TR-1E	Accent Orange
TR-CTS	Chartreuse
TR-1H	Terra
TR-1K	Wren

Forest Stewardship Council® (FSC®) Statement:

In our continuing support of sustainable forestry and responsible purchasing, Haworth North America is offering FSC certified wood products at no up-charge. By providing FSC certified material, Haworth is supporting our client's green building goals and demonstrating our collective commitment to source materials more sustainably.

Haworth will provide to you the necessary FSC-certified paperwork with your shipment. For more information, FAQs, and a complete FSC product list (including product exceptions), go to the Library and search FSC.

Haworth FSC Trademark License #FSC-C002821

Jive Table

Finish/Color Legend

Wood

Grade A

Double Cut

2P-RL	Applegate
CQ-HKL	Auburn
CQ-HBF	Clove
WE-RD	Dune
WJ-RE	Ebony
2N-RL	Echo
W3-HR	Harbor
WE-RT	Melba
W4-PB	Pebble
CQ-WG	Walnut Grove

Grade B

Cherry

VC-CA1	Amber
VC-W23	American
VC-HKF	Burgundy
VC-W33	Caramel
VC-W30	Heritage
VC-W32	Pacific
VC-HKA	Toffee

Maple

VP-LM	Light
VP-N	Natural

Maple Quarter Cut

NM-N	Natural
------	---------

Oak

VJ-HKC	Urban
--------	-------

Rift Cut White Oak

NR-W35	Clear
NR-W15	Espresso
NR-W40	Mocha

Walnut

VR-CPK	Bourbon
VR-HKG	Colombian
VR-W15	Espresso
VR-W31	Retro

Walnut Quarter Cut

NW-W35	Clear
NW-W31	Retro

HPL

Grade A

Solid Color

H-34	Beige
H-AK	Chalk
H-8J	Charcoal
H-3J	Graphite
H-62	Gray Tone
H-WL	Linen
H-3P	Platinum
H-AA	Putty
H-3E	Smoke

Wood

H-B06	Brazilwood
H-E79	Colombian Walnut
H-AE	Maple
H-DYP	New Age Oak
H-E15	River Cherry
H-C09	Williamsburg Cherry

Grade B

Premium Wood Grain

H-C8	Blonde Modern Cherry
H-D1	Daintree
H-KP	Field Elm
H-KN	Grey Elm
H-KM	Landmark Wood
H-D2	Mocha Modern Cherry
H-KL	Neo Walnut
H-KR	Phantom Ecu
H-KS	Phantom Pearl
H-C9	Spiced Modern Cherry

Grade E

Premium

H-C1	Hay
H-C2	Drift
H-C3	Pecan
H-C4	Molasses
H-C5	Mineral
H-C6	Hatch
H-C7	Tanned

Edgeband

Solid Color

HP-34	Beige
HP-AK	Chalk
HP-8J	Charcoal
HP-3J	Graphite
HP-62	Gray Tone
HP-WL	Linen
HP-3P	Platinum
HP-AA	Putty
HP-3E	Smoke

Wood Grain

HP-C8	Blonde Modern Cherry
HP-B06	Brazilwood
HP-E79	Colombian Walnut
HP-D1	Daintree
HP-KP	Field Elm
HP-KN	Grey Elm
HP-KM	Landmark Wood
HP-AE	Maple
HP-D2	Mocha Modern Cherry
HP-KL	Neo Walnut
HP-DYP	New Age Oak
HP-KR	Phantom Ecu
HP-KS	Phantom Pearl
HP-E15	River Cherry
HP-C9	Spiced Modern Cherry
HP-C09	Williamsburg Cherry

Ply-Edge

HP-PW	Ply-Edge
-------	----------

Premium

HP-C1	Hay
HP-C2	Drift
HP-C3	Pecan
HP-C4	Molasses
HP-C5	Mineral
HP-C6	Hatch
HP-C7	Tanned

Trim

Grade A

Smooth

TR-R	Beige
TR-AK	Chalk
TR-K	Charcoal
TR-C1	Cocoa
TR-J	Graphite
TR-G	Gray Tone
TR-AA	Putty
TR-E	Smoke
TR-PLS	Smooth Plaster
TR-FM	Snow

Textured

TR-TG	Grout
TR-TF	Pitch
TR-TW	Plaster

Grade B

Smooth

TR-1C	Accent Blue
TR-1G	Blue Jay
TR-1R	Brownstone
TR-1N	Night
TR-1Q	Park
TR-RR	Rusty Red
TR-1M	Sable
TR-1J	Sky Blue

Smooth Metallic

TR-MC	Metallic Champagne
TR-DM	Metallic Dark Bronze
TR-MG	Metallic Gunmetal
TR-LE	Metallic Silver

Textured Metallic

TR-AR	Argent
TR-HE	Hellenic

Casters

TR-F	Black
TR-7	Fog
TR-LPL	Light Platinum

ALERT: These materials are current, however they are being considered for future obsolescence due to low volume.

Wood	
VJ-W42	Brindle
2R-RL	Butternut
NW-W15	Espresso
NP-W08	Golden
NP-W07	Light
NX-U	Medium
VR-W12	Naturally Walnut
WC-RW	Wenge

HPL	
H-AM	Amber Cherry
H-AD	Medium Cherry

Trim	
TR-1F	Accent Red
TR-1E	Accent Orange
TR-CTS	Chartreuse
TR-1H	Terra
TR-1K	Wren

Forest Stewardship Council® (FSC®) Statement:

In our continuing support of sustainable forestry and responsible purchasing, Haworth North America is offering FSC certified wood products at no up-charge. By providing FSC certified material, Haworth is supporting our client's green building goals and demonstrating our collective commitment to source materials more sustainably.

Haworth will provide to you the necessary FSC-certified paperwork with your shipment. For more information, FAQs, and a complete FSC product list (including product exceptions), go to the Library and search FSC.

Haworth FSC Trademark License #FSC-C002821

Masters Series Table

Finish/Color Legend

Wood

Grade A

Double Cut

2P-RL	Applegate
CQ-HKL	Auburn
CQ-HBF	Clove
WE-RD	Dune
WJ-RE	Ebony
2N-RL	Echo
W3-HR	Harbor
WE-RT	Melba
W4-PB	Pebble
CQ-WG	Walnut Grove

Cherry

VC-CA1	Amber
VC-W23	American
VC-HKF	Burgundy
VC-W33	Caramel
VC-W30	Heritage
VC-W32	Pacific
VC-HKA	Toffee

Maple

VP-LM	Light
VP-N	Natural

Maple Quarter Cut

NM-N	Natural
------	---------

Oak

VJ-HKC	Urban
--------	-------

Rift Cut White Oak

NR-W35	Clear
NR-W15	Espresso
NR-W40	Mocha

Walnut

VR-CPK	Bourbon
VR-HKG	Colombian
VR-W15	Espresso
VR-W31	Retro

Walnut Quarter Cut

NW-W35	Clear
NW-W31	Retro

HPL

Grade A

Solid Color

H-34	Beige
H-AK	Chalk
H-8J	Charcoal
H-3J	Graphite
H-62	Gray Tone
H-WL	Linen
H-3P	Platinum
H-AA	Putty
H-3E	Smoke

Patterned

H-P1	Linen Casual
H-P2	Linen Classic
H-P3	Linen Crisp
H-P4	Linen Flax

Wood

H-B06	Brazilwood
H-E79	Colombian Walnut
H-AE	Maple
H-DYP	New Age Oak
H-E15	River Cherry
H-C09	Williamsburg Cherry

Grade B

Premium Wood Grain

H-C8	Blonde Modern Cherry
H-D1	Daintree
H-KP	Field Elm
H-KN	Grey Elm
H-KM	Landmark Wood
H-D2	Mocha Modern Cherry
H-KL	Neo Walnut
H-KR	Phantom Ecu
H-KS	Phantom Pearl
H-C9	Spiced Modern Cherry

Edgeband

Solid Color

HP-34	Beige
HP-AK	Chalk
HP-8J	Charcoal
HP-3J	Graphite
HP-62	Gray Tone
HP-WL	Linen
HP-3P	Platinum
HP-AA	Putty
HP-3E	Smoke

Patterned

H-P1	Linen Casual
H-P2	Linen Classic
H-P3	Linen Crisp
H-P4	Linen Flax

Wood Grain

HP-C8	Blonde Modern Cherry
HP-B06	Brazilwood
HP-E79	Colombian Walnut
HP-D1	Daintree
HP-KP	Field Elm
HP-KN	Grey Elm
HP-KM	Landmark Wood
HP-AE	Maple
HP-D2	Mocha Modern Cherry
HP-KL	Neo Walnut
HP-DYP	New Age Oak
HP-KR	Phantom Ecu
HP-KS	Phantom Pearl
HP-E15	River Cherry
HP-C9	Spiced Modern Cherry
HP-C09	Williamsburg Cherry

Ply-Edge

HP-PW	Ply-Edge
-------	----------

Trim

Grade A

Smooth

TR-R	Beige
TR-F	Black
TR-AK	Chalk
TR-K	Charcoal
TR-C1	Cocoa
TR-J	Graphite
TR-G	Gray Tone
TR-AA	Putty
TR-E	Smoke
TR-PLS	Smooth Plaster
TR-FM	Snow

Textured

TR-TG	Grout
TR-TF	Pitch
TR-TW	Plaster

Grade B

Smooth

TR-IC	Accent Blue
TR-IG	Blue Jay
TR-IR	Brownstone
TR-IN	Night
TR-IQ	Park
TR-RR	Rusty Red
TR-IM	Sable
TR-IJ	Sky Blue

Smooth Metallic

TR-MC	Metallic Champagne
TR-DM	Metallic Dark Bronze
TR-MG	Metallic Gunmetal
TR-LE	Metallic Silver

Textured Metallic

TR-AR	Argent
TR-HE	Hellenic

ALERT: These materials are current, however they are being considered for future obsolescence due to low volume.

Wood	
VJ-W42	Brindle
2R-RL	Butternut
NW-W15	Espresso
NP-W08	Golden
NP-W07	Light
NX-U	Medium
VR-W12	Naturally Walnut
WC-RW	Wenge

HPL	
H-AM	Amber Cherry
H-AD	Medium Cherry

Trim	
TR-1F	Accent Red
TR-1E	Accent Orange
TR-CTS	Chartreuse
TR-1H	Terra
TR-1K	Wren

Forest Stewardship Council® (FSC®) Statement:

In our continuing support of sustainable forestry and responsible purchasing, Haworth North America is offering FSC certified wood products at no up-charge. By providing FSC certified material, Haworth is supporting our client's green building goals and demonstrating our collective commitment to source materials more sustainably.

Haworth will provide to you the necessary FSC-certified paperwork with your shipment. For more information, FAQs, and a complete FSC product list (including product exceptions), go to the Library and search FSC.

Haworth FSC Trademark License #FSC-C002821

Pip Table

Finish/Color Legend

Trim

Grade A

Smooth

TR-R	Beige
TR-AK	Chalk
TR-K	Charcoal
TR-C1	Cocoa
TR-J	Graphite
TR-G	Gray Tone
TR-AA	Putty
TR-E	Smoke
TR-PLS	Smooth Plaster
TR-FM	Snow

Textured

TR-TG	Grout
TR-TF	Pitch
TR-TW	Plaster

Grade B

Smooth

TR-1C	Accent Blue
TR-1G	Blue Jay
TR-1R	Brownstone
TR-1N	Night
TR-1Q	Park
TR-RR	Rusty Red
TR-1M	Sable
TR-1J	Sky Blue

Smooth Metallic

TR-MC	Metallic Champagne
TR-DM	Metallic Dark Bronze
TR-MG	Metallic Gunmetal
TR-LE	Metallic Silver

Textured Metallic

TR-AR	Argent
TR-HE	Hellenic

Painted MDF

Grade A

PW-F	Black
PW-AK	Chalk
PW-PL	Polar
PW-SY	Stormy
PW-VR	Vapor

Surface - Wood

VB-W35	Plank White Oak
VH-W35	Plank Walnut

ALERT: These materials are current, however they are being considered for future obsolescence due to low volume.

Trim

TR-1F	Accent Red
TR-1E	Accent Orange
TR-CTS	Chartreuse
TR-1H	Terra
TR-1K	Wren

Forest Stewardship Council® (FSC®) Statement:

In our continuing support of sustainable forestry and responsible purchasing, Haworth North America is offering FSC certified wood products at no up-charge. By providing FSC certified material, Haworth is supporting our client's green building goals and demonstrating our collective commitment to source materials more sustainably.

Haworth will provide to you the necessary FSC-certified paperwork with your shipment. For more information, FAQs, and a complete FSC product list (including product exceptions), go to the Library and search FSC.

Haworth FSC Trademark License #FSC-C002821

Planes Table

Finish/Color Legend

Wood

Grade A

Double Cut

2P-RL	Applegate
CQ-HKL	Auburn
CQ-HBF	Clove
WE-RD	Dune
WJ-RE	Ebony
2N-RL	Echo
W3-HR	Harbor
WE-RT	Melba
W4-PB	Pebble
CQ-WG	Walnut Grove

Grade B

Cherry

VC-CA1	Amber
VC-W23	American
VC-HKF	Burgundy
VC-W33	Caramel
VC-W30	Heritage
VC-W32	Pacific
VC-HKA	Toffee

Maple

VP-LM	Light
VP-N	Natural

Maple Quarter Cut

NM-N	Natural
------	---------

Oak

VJ-HKC	Urban
--------	-------

Rift Cut White Oak

NR-W35	Clear
NR-W15	Espresso
NR-W40	Mocha

Walnut

VR-CPK	Bourbon
VR-HKG	Colombian
VR-W15	Espresso
VR-W31	Retro

Walnut Quarter Cut

NW-W35	Clear
NW-W31	Retro

HPL

Grade A

Solid Color

H-34	Beige
H-AK	Chalk
H-8J	Charcoal
H-3J	Graphite
H-62	Gray Tone
H-WL	Linen
H-3P	Platinum
H-AA	Putty
H-3E	Smoke

Wood

H-B06	Brazilwood
H-E79	Colombian Walnut
H-AE	Maple
H-DYP	New Age Oak
H-E15	River Cherry
H-C09	Williamsburg Cherry

Grade B

Premium Wood Grain

H-C8	Blonde Modern Cherry
H-D1	Daintree
H-KP	Field Elm
H-KN	Grey Elm
H-KM	Landmark Wood
H-D2	Mocha Modern Cherry
H-KL	Neo Walnut
H-KR	Phantom Ecru
H-KS	Phantom Pearl
H-C9	Spiced Modern Cherry

Grade E

Premium

H-C1	Hay
H-C2	Drift
H-C3	Pecan
H-C4	Molasses
H-C5	Mineral
H-C6	Hatch
H-C7	Tanned

Edgeband

Solid Color

HP-34	Beige
HP-AK	Chalk
HP-8J	Charcoal
HP-3J	Graphite
HP-62	Gray Tone
HP-WL	Linen
HP-3P	Platinum
HP-AA	Putty
HP-3E	Smoke

Wood Grain

HP-C8	Blonde Modern Cherry
HP-B06	Brazilwood
HP-E79	Colombian Walnut
HP-D1	Daintree
HP-KP	Field Elm
HP-KN	Grey Elm
HP-KM	Landmark Wood
HP-AE	Maple
HP-D2	Mocha Modern Cherry
HP-KL	Neo Walnut
HP-DYP	New Age Oak
HP-KR	Phantom Ecru
HP-KS	Phantom Pearl
HP-E15	River Cherry
HP-C9	Spiced Modern Cherry
HP-C09	Williamsburg Cherry

Ply-Edge

HP-PW	Ply-Edge
-------	----------

Premium

HP-C1	Hay
HP-C2	Drift
HP-C3	Pecan
HP-C4	Molasses
HP-C5	Mineral
HP-C6	Hatch
HP-C7	Tanned

Trim

Grade A

Smooth

TR-R	Beige
TR-F	Black
TR-AK	Chalk
TR-K	Charcoal
TR-C1	Cocoa
TR-J	Graphite
TR-G	Gray Tone
TR-AA	Putty
TR-E	Smoke
TR-PLS	Smooth Plaster
TR-FM	Snow

Textured

TR-TG	Grout
TR-TF	Pitch
TR-TW	Plaster

Grade B

Smooth

TR-IC	Accent Blue
TR-IG	Blue Jay
TR-IR	Brownstone
TR-IN	Night
TR-IQ	Park
TR-RR	Rusty Red
TR-IM	Sable
TR-IJ	Sky Blue

Smooth Metallic

TR-MC	Metallic Champagne
TR-DM	Metallic Dark Bronze
TR-MG	Metallic Gunmetal
TR-LE	Metallic Silver

Textured Metallic

TR-AR	Argent
TR-HE	Hellenic

Casters/Glides

TR-F	Black
TR-7	Fog
TR-LPL	Light Platinum

Lock Plugs

LR-BL	Black
LR-BP	Chrome

ALERT: These materials are current, however they are being considered for future obsolescence due to low volume.

Wood	
VJ-W42	Brindle
2R-RL	Butternut
NW-W15	Espresso
NP-W08	Golden
NP-W07	Light
NX-U	Medium
VR-W12	Naturally Walnut
WC-RW	Wenge

HPL	
H-AM	Amber Cherry
H-AD	Medium Cherry

Trim	
TR-1F	Accent Red
TR-1E	Accent Orange
TR-CTS	Chartreuse
TR-1H	Terra
TR-1K	Wren

Forest Stewardship Council® (FSC®) Statement:

In our continuing support of sustainable forestry and responsible purchasing, Haworth North America is offering FSC certified wood products at no up-charge. By providing FSC certified material, Haworth is supporting our client's green building goals and demonstrating our collective commitment to source materials more sustainably.

Haworth will provide to you the necessary FSC-certified paperwork with your shipment. For more information, FAQs, and a complete FSC product list (including product exceptions), go to the Library and search FSC.

Haworth FSC Trademark License #FSC-C002821

Planes Table

Fabrics/Color Legends

Vertical Fabrics

Grade A

- (6X) Chevron
- (35) Etch
- (L6) Highlands
- (C1) Striae
- (PY) Tailored
- (3A) Tellure

Grade B

- (33) Camp
- (L5) Classic
- (34) Fields
- (6) Hue
- (32) Peca
- (PV) Ritz
- (WS) Shimmer

Grade C

- (SW) Sisal

* For most current finish and fabric availability please reference surfaces.haworth.com.

ALERT: These materials are current, however they are being considered for future obsolescence due to low volume.

Fabrics

Grade C

(PH) Birds Nest

Haworth+

For information on the Haworth+ alliance program, including images and product availability, please refer to: [Haworth.com](https://www.haworth.com) > Surface Collection > Haworth+ Library

Customer's Own Material (COM)

For general Customer's Own Material (COM) information including processes and forms, please refer to: [Haworth.com](https://www.haworth.com) > Surface Collection > Resources > COM

For information on approved COM's, please refer to: [Haworth.com](https://www.haworth.com) > Surface Collection > COM Library

PopUp Table

Fabrics/Color Legend

Wood

Grade A

Double Cut

2P-RL	Applegate
CQ-HKL	Auburn
CQ-HBF	Clove
WJ-RE	Ebony
2N-RL	Echo
W3-HR	Harbor
WE-RT	Melba
W4-PB	Pebble
CQ-WG	Walnut Grove

Grade B

Cherry

VC-CA1	Amber
VC-W23	American
VC-HKF	Burgundy
VC-W33	Caramel
VC-W30	Heritage
VC-W32	Pacific
VC-HKA	Toffee

Maple

VP-LM	Light
VP-N	Natural

Maple Quarter Cut

NM-N	Natural
------	---------

Oak

VJ-HKC	Urban
--------	-------

Rift Cut White Oak

NR-W35	Clear
NR-W15	Espresso
NR-W40	Mocha

Walnut

VR-CPK	Bourbon
VR-HKG	Colombian
VR-W15	Espresso
VR-W31	Retro

Walnut Quarter Cut

NW-W35	Clear
NW-W31	Retro

HPL

Grade A

Solid Color

H-34	Beige
H-AK	Chalk
H-8J	Charcoal
H-3J	Graphite
H-62	Gray Tone
H-WL	Linen
H-3P	Platinum
H-AA	Putty
H-3E	Smoke

Patterned

H-P1	Linen Casual
H-P2	Linen Classic
H-P3	Linen Crisp
H-P4	Linen Flax

Wood

H-B06	Brazilwood
H-E79	Colombian Walnut
H-AE	Maple
H-DYP	New Age Oak
H-E15	River Cherry
H-C09	Williamsburg Cherry

Grade B

Premium Wood Grain

H-C8	Blonde Modern Cherry
H-D1	Daintree
H-KP	Field Elm
H-KN	Grey Elm
H-KM	Landmark Wood
H-D2	Mocha Modern Cherry
H-KL	Neo Walnut
H-KR	Phantom Ecu
H-KS	Phantom Pearl
H-C9	Spiced Modern Cherry

Grade E

Premium

H-C1	Hay
H-C2	Drift
H-C3	Pecan
H-C4	Molasses
H-C5	Mineral
H-C6	Hatch
H-C7	Tanned

Edgeband

Solid Color

HP-34	Beige
HP-AK	Chalk
HP-8J	Charcoal
HP-3J	Graphite
HP-62	Gray Tone
HP-WL	Linen
HP-3P	Platinum
HP-AA	Putty
HP-3E	Smoke

Patterned

HP-P1	Linen Casual
HP-P2	Linen Classic
HP-P3	Linen Crisp
HP-P4	Linen Flax

Wood Grain

HP-C8	Blonde Modern Cherry
HP-B06	Brazilwood
HP-E79	Colombian Walnut
HP-D1	Daintree
HP-KP	Field Elm
HP-KN	Grey Elm
HP-KM	Landmark Wood
HP-AE	Maple
HP-D2	Mocha Modern Cherry
HP-KL	Neo Walnut
HP-DYP	New Age Oak
HP-KR	Phantom Ecu
HP-KS	Phantom Pearl
HP-E15	River Cherry
HP-C9	Spiced Modern Cherry
HP-C09	Williamsburg Cherry

Ply-Edge

HP-PW	Ply-Edge
-------	----------

Trim

Grade A

Smooth

TR-R	Beige
TR-AK	Chalk
TR-K	Charcoal
TR-C1	Cocoa
TR-J	Graphite
TR-G	Gray Tone
TR-AA	Putty
TR-E	Smoke
TR-PLS	Smooth Plaster
TR-FM	Snow

Textured

TR-G	Grout
TR-TF	Pitch
TR-TW	Plaster

Grade B

Smooth

TR-IC	Accent Blue
TR-IG	Blue Jay
TR-IR	Brownstone
TR-IN	Night
TR-IQ	Park
TR-RR	Rusty Red
TR-IM	Sable
TR-IJ	Sky Blue

Smooth Metallic

TR-MC	Metallic Champagne
TR-DM	Metallic Dark Bronze
TR-MG	Metallic Gunmetal
TR-LE	Metallic Silver

Textured Metallic

TR-AR	Argent
TR-HE	Hellenic

ALERT: These materials are current, however they are being considered for future obsolescence due to low volume.

Wood	
VJ-W42	Brindle
2R-RL	Butternut
NW-W15	Espresso
NP-W08	Golden
NP-W07	Light
NX-U	Medium
VR-W12	Naturally Walnut
WC-RW	Wenge

HPL	
H-AM	Amber Cherry
H-AD	Medium Cherry

Trim	
TR-1F	Accent Red
TR-1E	Accent Orange
TR-CTS	Chartreuse
TR-1H	Terra
TR-1K	Wren

Forest Stewardship Council® (FSC®) Statement:

In our continuing support of sustainable forestry and responsible purchasing, Haworth North America is offering FSC certified wood products at no up-charge. By providing FSC certified material, Haworth is supporting our client's green building goals and demonstrating our collective commitment to source materials more sustainably.

Haworth will provide to you the necessary FSC-certified paperwork with your shipment. For more information, FAQs, and a complete FSC product list (including product exceptions), go to the Library and search FSC.

Haworth FSC Trademark License #FSC-C002821

Index

Products are listed alphabetically in this index by alpha-numeric prefix/suffix codes.

Product Code	Product Description	Page
EAEB	Planes Training Table Modular Power Components – Hardwire Modular Base Feed — 2-Circuit	190
EAEB-2024-2C	Planes Training Table Modular Power Components – Single Circuit Corded Base Feed — for use with 2-Circuit, 20 Amp	190
EAED-0000-22	Planes Training Table Modular Power Components – Receptacle Block Connector	193
EAED-0000-24	Planes Training Table Modular Power Components – Four-Port Splitter	194
EAEJ	Planes Training Table Modular Power Components – Pass-Through Connector — 2-Circuit	191
EAEM	Planes Training Table Modular Power Components – Modular Power Kits — 2-Circuit	192
EAER	Planes Training Table Modular Power Components – Receptacles — 15 Amp 2-Circuit	193
EAWP-0004-21	Planes Training Table Modular Power Components – Wall Feed — 2-Circuit	190
EHPO	Immerse — Planter – Oblong	53
EHPR	Immerse — Planter – Round	54
EUDB-0000	Cultivate Power Module Clips and Brackets – Mounting Bracket for Enhanced Power Modules	24
EUMC-0201	Cultivate Power Module Clips and Brackets – Mounting Clip for Flip Top Unit	24
EUQ1-QS1P	Planes Training Table Modular Power Components – Quick Connect Two Power — Flip Top Unit with Smooth Bezel	195
EUQ1-QS1P	Planes Training Table Modular Power Components – Quick Connect Two Power — Flip Top Unit with Smooth Bezel	195
EUQB-0072-1	Planes Training Table Modular Power Components – Quick Connect Two Power — Flip Top Unit with Smooth Bezel — Starter Box	197
EUQJ-1	Planes Training Table Modular Power Components – Quick Connect Two Power — Flip Top Unit with Smooth Bezel — Pass-Through Connector	197
EWVT-DCND-P	Planes Conference Table Electrical Components – Belong View	270
EWVT-DCSD-P	Planes Conference Table Electrical Components – Belong View	270
EWVT-SAND-P	Planes Conference Table Electrical Components – Belong View	269
EWVT-SASD-P	Planes Conference Table Electrical Components – Belong View	269
GAC1	Planes Credenza Base – 19”H	203
GAC1	Planes Credenza Base – 29”H	208
GAC2	Planes Credenza Base with Slider Unit — 35”H	206
GAC2	Planes Credenza Base with Slider Unit — 39”H	209
GAC2	Planes Credenza Base with Slider Unit — 45”H	211
GAC2	Planes Credenza Base with Slider Unit – 29”H	204
GACJ	Planes Credenza Top – Credenza Top	213
GAKD-1919	Planes Cart – Podium	202
GAKE-1919	Planes Cart – Medium Media	201
GAKF-1919	Planes Cart – Small Media	201
GAKG-1935	Planes Cart – Catering	202
KUWH-0202	Cultivate Table Accessories – Bag Hook	24
S970	Pip – Collaborative	156
STP-P26-TH	Pip Table – Personal Laptop	156
TA01	Planes Conference Table Column Base J-Channel Tray	265
TA01	Planes Credenza Top – Grommet	213
TA01-0001	Planes Collaborative Tables — Accessories – Ganging Clip	162
TA01-0212	Planes Collaborative Table Accessories – Vertical Wire Management	162
TA01-0213	Planes Collaborative Tables — Accessories – Y-Leg Bumper	162
TA01-0214	Planes Collaborative Tables — Accessories – Y-Leg Bumper	162
TA01-0215	Planes Collaborative Tables — Accessories – Glides	163
TA01-0215	Planes Training Table Accessories – Glides	199
TA01-0216	Planes Collaborative Table Accessories – Casters	163
TA01-0216	Planes Training Table Accessories – Casters	199
TA01-0217	Planes Conference Table Accessories – Cable Column	267
TA01-0222	Planes Collaborative Tables — Accessories – Ganging Mechanism	162
TA01-0222	Planes Training Table Accessories – Ganging Mechanism	199

Index

Product Code	Product Description	Page
TA01-0224	Planes Training Table Modular Power Components – Mounting Bracket — Receptacle	.194
TA01-0225	Planes Training Table Accessories – Wire Manager Clips	.200
TA01-0225	Planes Training Table Modular Power Components – Quick Connect Two Power — Flip Top Unit with Smooth Bezel — Wire Manager Clips	.198
TA01-0227	Planes Training Table Modular Power Components – Quick Connect Two Power — Flip Top Unit with Smooth Bezel — Starter Box Bracket	.198
TA01-0228	Planes Training Table Accessories – Vertical Wire Manager	.200
TA01-0814	Planes Conference Table Accessories – Cable Base	.267
TA01-1414	Planes Conference Table Accessories – Cable Base	.267
TA01-CR48	Planes Conference Table Electrical Accessories –	.268
TA01-CR6K	Planes Conference Table Electrical Accessories – Cable Reel Bracket	.268
TA0M	Planes Training Table Modesty Panels	.188
TABC	Cultivate Wire Management – Basket Cover	.25
TABN	Planes Training Table – Crescent — Flip Top Table — Non-Flip Top Table	.184
TACB-2	Planes Conference Table Column Base Frame – (for use with End Supported Top)	.263
TACB-4	Planes Conference Table Column Base Frame – (for use with End Supported Top)	.263
TACB-7	Planes Conference Table Column Base Frame – (for use with End Supported Top)	.263
TACV	Planes Collaborative Table — Y-Leg – Polygon — Flip Top Table — Non-Flip Top Table	.161
TACV	Planes Conference Table — Interior Leg – Polygon	.217
TACV	Planes Training Table – Polygon — Flip Flop Table — Non-Flip Top Table	.186
TAHN	Planes Collaborative Tables — Y-Leg – Half Round — Flip Top Table — Non-Flip Top Table	.160
TAHN	Planes Conference Table — Interior Leg – Half Round	.216
TAJC	Planes Conference Table Column Base J-Channel	.265
TAPC	Planes Training Table – Pie Connector	.187
TAPL-R	Planes Conference Table Column Base Plate – Square and Round	.264
TAPL-S	Planes Conference Table Column Base Plate – Square and Round	.264
TARA	Planes Collaborative Table — Y-Leg – Rectangular — Flip Top Table — Non-Flip Top Table	.157
TARA	Planes Conference Table — Interior Leg – Rectangular — Three-Piece Top	.230
TARA	Planes Conference Table — Interior Leg – Rectangular — Two-Piece Top	.224
TARA	Planes Conference Table — Interior Leg – Round, Square, Rectangular	.214
TARA	Planes Conference Table — Perimeter Leg – Rectangular – 2”(51mm) Edge	.238
TARA	Planes Conference Table — Perimeter Leg – Square, Rectangular – 2”(51mm) Edge	.236
TARA	Planes Conference Table — Perimeter Leg – Rectangular – 2”(51mm) Edge — Three-Piece Top	.242
TARA	Planes Conference Table — Perimeter Leg – Rectangular – 2”(51mm) Edge — Two-Piece Top	.240
TARA	Planes Conference Table Top – Rectangle (for use with Column Base)	.248
TARA	Planes Conference Tables — Interior Leg – Rectangular	.218
TARA	Planes Training Table – Rectangular — Flip Top Table — Non-Flip Top Table	.182
TARA-D	Planes Table — Dual Disc Base – Rectangle	.174
TARA-XC	Planes Table — Dual X Base – Rectangle	.168
TARA-XG	Planes Table — Dual X Base – Rectangle	.168
TARD	Planes End Supported Top – D-Shape Convergent (for use with Column Base)	.260
TARN	Planes Conference Table — Interior Leg – Round, Square, Rectangular	.214
TARN	Planes Conference Table Top – Round, Square, Pebble (for use with Column Base)	.247
TARN-NDN	Planes Table — Disc Base	.166
TARN-NXC	Planes Table — X Base	.164
TARP	Planes Collaborative Table — Y-Leg – Pebble — Flip Top Table — Non-Flip Top Table	.158
TARP	Planes Conference Table — Interior Leg – Pebble	.220
TARP	Planes Conference Table — Interior Leg – Pebble — Three-Piece Top	.232
TARP	Planes Conference Table — Interior Leg – Pebble — Two-Piece Top	.226
TARP	Planes Conference Table Top – Pebble (for use with Column Base)	.251
TARP	Planes Conference Table Top – Round, Square, Pebble (for use with Column Base)	.247
TARP-D	Planes Table — Dual Disc Base – Pebble	.178

Index

Product Code	Product Description	Page
TARP-NDN	Planes Table — Disc Base	.166
TARP-NXG	Planes Table — X Base	.164
TARP-XC	Planes Table — Dual X Base – Pebble	.172
TARP-XG	Planes Table — Dual X Base – Pebble	.172
TARQ	Planes Conference Table — Interior Leg – Round, Square, Rectangular	.214
TARQ	Planes Conference Table — Perimeter Leg – Square, Rectangular – 2”(51mm) Edge	.236
TARQ	Planes Conference Table Top – Round, Square, Pebble (for use with Column Base)	.247
TARQ-NDN	Planes Table — Disc Base	.166
TARQ-NXC	Planes Table — X Base	.164
TARU	Planes End Supported Top – Rectangular Conference End (for use with Column Base)	.261
TARX	Planes Collaborative Table — Y-Leg – Hexagon — Flip Top Table — Non-Flip Top Table	.159
TARX	Planes Conference Table — Interior Leg – Hexagon	.222
TARX	Planes Conference Table — Interior Leg – Hexagon — Three-Piece Top	.234
TARX	Planes Conference Table — Interior Leg – Hexagon — Two-Piece Top	.228
TARX	Planes Conference Table Top – Hexagon (for use with Column Base)	.254
TARX-D	Planes Table — Dual Disc Base – Hexagon	.176
TARX-XC	Planes Table — Dual X Base – Hexagon	.170
TARX-XG	Planes Table — Dual X Base – Hexagon	.170
TARY	Planes End Supported Top – Key Conference (for use with Column Base)	.262
TATP	Planes Training Table – Trapezoid — Flip Top Table — Non-Flip Top Table	.185
TAWB	Cultivate Table Wire Management – Wire Management Basket	.25
TCBN	Jive Table — Post Extruded Base – Crescent	.70
TCBN-SNV	Jive Table — Post Round Base – Crescent	.87
TCHP	Jive Table — Post Extruded Base – Half Pebble	.72
TCHP	Jive Table — Post Round Base – Half Pebble	.89
TCHP-SNG	Jive Table — Bridge Base – Half Pebble	.112
TCHT	Jive Table — Post Extruded Base – Half Racetrack	.71
TCHT	Jive Table — Post Round Base – Half Racetrack	.88
TCHT-SNG	Jive Table — Bridge Base – Half Racetrack	.110
TCHX-SNG	Jive Table — Bridge Base – Half Hexagon	.114
TCRA	Jive Table — Post Extruded Base – Rectangle	.63
TCRA-SNB	Jive Table — C-Leg — Round – Rectangle	.118
TCRA-SNC	Jive Table — C-Leg — Extruded – Rectangle	.115
TCRA-SND	Jive Table — Disc Base – Rectangle	.127
TCRA-SND	Jive Table — Dual Disc Base – Rectangle	.129
TCRA-SNF	Jive Table — T-Leg — Round – Rectangle	.139
TCRA-SNFH4	Jive Table — T-Leg (Round or Extruded) — Flip Base – Rectangle	.146
TCRA-SNG	Jive Table — Bridge Base – Rectangle	.104
TCRA-SNH	Jive Table — C-Leg (Round or Extruded) — Flip Base – Rectangle	.121
TCRA-SNT	Jive Table — T-Leg — Extruded – Rectangle	.132
TCRA-SNV	Jive Table — Post Round Base – Rectangle	.80
TCRA-SNX	Jive Table — X-Base – Rectangle	.96
TCRA-SNXF	Jive Table — X-Base – Rectangle	.96
TCRN	Jive Table — Disc Base – Pneumatic Adjustment — Round — Square — Pebble	.131
TCRN	Jive Table — Post Extruded Base – Round	.56
TCRN-SND	Jive Table — Disc Base – Round	.123
TCRN-SNG	Jive Table — Bridge Base – Round	.98
TCRN-SNV	Jive Table — Post Round Base – Round	.73
TCRN-SNXF	Jive Table — X-Base – Round	.90
TCRP	Jive Table — Disc Base – Pneumatic Adjustment — Round — Square — Pebble	.131
TCRP-3048-SNG	Jive Table — Bridge Base – Pebble	.100
TCRP-3060	Jive Table — Post Extruded Base – Pebble	.60

Index

Product Code	Product Description	Page
TCRP-3060-SNV	Jive Table — Post Round Base – Pebble	.77
TCRP-4242	Jive Table — Post Extruded Base – Pebble	.60
TCRP-4242-SNV	Jive Table — Post Round Base – Pebble	.77
TCRP-5454-SNG	Jive Table — Bridge Base – Pebble	.100
TCRP-SND	Jive Table — Disc Base – Pebble	.126
TCRP-SND	Jive Table — Dual Disc Base – Pebble	.128
TCRP-SNF	Jive Table — T-Leg — Round – Pebble	.142
TCRP-SNT	Jive Table — T-Leg — Extended – Pebble	.135
TCRP-SNX	Jive Table — X-Base – Pebble	.94
TCRP-SNXF	Jive Table — X-Base – Pebble	.94
TORQ	Jive Table — Disc Base – Pneumatic Adjustment — Round — Square — Pebble	.131
TORQ	Jive Table — Post Extruded Base – Square	.58
TORQ-SND	Jive Table — Disc Base – Square	.125
TORQ-SNG	Jive Table — Bridge Base – Square	.99
TORQ-SNV	Jive Table — Post Round Base – Square	.75
TORQ-SNX	Jive Table — X-Base – Square	.92
TORQ-SNXF	Jive Table — X-Base – Square	.92
TORT	Jive Table — Post Extruded Base – Racetrack	.66
TORT-SND	Jive Table — Dual Disc Base – Racetrack	.130
TORT-SNE	Jive Table — T-Leg — Round – Racetrack	.143
TORT-SNG	Jive Table — Bridge Base – Racetrack	.107
TORT-SNT	Jive Table — T-Leg — Extruded – Racetrack	.136
TORT-SNV	Jive Table — Post Round Base – Racetrack	.83
TCTP	Jive Table — Post Extruded Base – Trapezoid	.68
TCTP-SNF	Jive Table — T-Leg — Round – Trapezoid	.144
TCTP-SNT	Jive Table — T-Leg — Extruded – Trapezoid	.137
TCTP-SNV	Jive Table — Post Round Base – Trapezoid	.85
THLD	Immerse — Ledge Table – Rectangle – Painted Legs	.26
THLD	Immerse — Ledge Table – Rectangle – Wood Legs	.27
THRA	Immerse — Single Table – Rectangle – Painted Legs	.46
THRA	Immerse — Single Table – Rectangle – Wood Legs	.50
THRA	Immerse — Stack Table – Rectangle – Painted Legs	.52
THRD	Immerse — Overlap Table – Rectangle/Round – Painted Legs	.30
THRD	Immerse — Overlap Table – Rectangle/Round – Wood Legs	.35
THRD	Immerse — Shift Table – Rectangle/Round – Painted Legs	.39
THRD	Immerse — Shift Table – Rectangle/Round – Wood Legs	.42
THRL	Immerse — Overlap Table – Rectangle/Ledge – Painted Legs	.32
THRL	Immerse — Overlap Table – Rectangle/Ledge – Wood Legs	.37
THRN	Immerse — Single Table – Round – Painted Legs	.44
THRN	Immerse — Single Table – Round – Wood Legs	.48
THRQ	Immerse — Single Table – Square – Painted Legs	.45
THRQ	Immerse — Single Table – Square – Wood Legs	.49
THRR	Executive Wood Tables – Rectangle/Rectangle – Painted Legs	.38
THRR	Immerse — Overlap Table – Rectangle/Rectangle – Painted Legs	.28
THRR	Immerse — Overlap Table – Rectangle/Rectangle – Wood Legs	.33
THRR	Immerse — Shift Table – Rectangle/Rectangle – Wood Legs	.41
THRT	Immerse — Single Table – Racetrack – Painted Legs	.47
THRT	Immerse — Single Table – Racetrack – Wood Legs	.51
THTD	Immerse — Overlap Table – Racetrack/Round – Painted Legs	.31
THTD	Immerse — Overlap Table – Racetrack/Round – Wood Legs	.36
THTD	Immerse — Shift Table – Racetrack/Round – Painted Legs	.40
THTD	Immerse — Shift Table – Racetrack/Round – Wood Legs	.43

Index

Product Code	Product Description	Page
TPAP	PopUp Table Accessories – Accent Plate	.278
TPRA-SNA	PopUp Table – Rectangle	.272
TPRP-SNA	PopUp Table – Oval (Rectangular Radius Corner)	.274
TPRT-SNA	PopUp Table – Racetrack	.276
TPVW	PopUp Table Accessories – Vertical Wire Channel – Leg Attached	.278
TVBN-LJSNR	Jive Table — Swivel Base – Crescent	.151
TVCE-LJSNRE	Jive Table — Swivel Base – Corner, Extended	.153
TVCX-LJSNRP	Jive Table — Swivel Base – Corner, Transitional Extended	.152
TVRA-LJSNR	Jive Table — Swivel Base – Rectangle	.149
TVRQ-LJSNR	Jive Table — Swivel Base – Square	.148
TVTTP-LJSNR	Jive Table — Swivel Base – Trapezoid	.150
TYBA-NNNNNG4A	Cultivate Table Frames	.23
TYBA-NNNNNG7A	Cultivate Table Frames	.23
TYRA-LJMN	Cultivate Table Tops – For use with Storage	.22
TYRA-LJMN	Cultivate Table Tops – No Storage	.21
TYRA-LJSN	Cultivate Table Tops – For use with Storage	.22
TYRA-LJSN	Cultivate Table Tops – No Storage	.21
TYRA-WKMN	Cultivate Table Tops – For use with Storage	.22
TYRA-WKMN	Cultivate Table Tops – No Storage	.21
TYRA-WKSN	Cultivate Table Tops – For use with Storage	.22
TYRA-WKSN	Cultivate Table Tops – No Storage	.21
TYVW	Cultivate Wire Management – Vertical Wire Channel - Leg Attached	.25
TZRN-L	Compose Table – Round — Post Base	.18
TZRN-W	Compose Table – Round — Post Base	.18
WQAG-PS	Planes Training Table Accessories – Grommet	.200
XZAM-IS	Masters Series Table – Round	.154
ZUBW-0000-PN	Planes Conference Table End Supported Top Bracket – Wall Mount Bracket	.266
ZZBA-0000-PL	Planes Conference Table End Supported Top Bracket – Side/Corner Bracket	.266
ZZBA-0000-PLF	Planes Conference Table End Supported Top Bracket – Side Bracket for use with Knife Edge	.266
ZZBA-0000-PR	Planes Conference Table End Supported Top Bracket – Side/Corner Bracket	.266
ZZBA-0000-PRF	Planes Conference Table End Supported Top Bracket – Side Bracket for use with Knife Edge	.266

Product Compatibility and Limited Warranty Policy

Great Expectations

You have them as a Haworth customer and so do we. And because we value our customers, we cover our products with the Haworth North America Product Compatibility and Limited Warranty Policy.

Our Commitment To Product Compatibility – Integrated Product Platforms

As a market leader in the design and manufacture of workspaces that adapt to change, we strive to maintain product compatibility within our various generations of integrated product platforms. This benefits the customer who desires to update or modify their work environment. It also benefits the customer needing to replace a product due to damage or other reasons but which is no longer manufactured or is otherwise unavailable, such as a fabric or finish that is discontinued because of changing market preferences. In both circumstances, we often can provide products with comparable function and performance.

Our Commitment To Product Quality – The Haworth North America Limited Warranty

To ensure customer satisfaction and peace of mind, we stand behind our products with the Haworth North America Limited Warranty. To review the current version of the limited warranty including its terms and conditions, please go to:

www.haworth.com/warranty or contact OneTouch@Haworth.com or 1 877 429 6784.

Warranty Requests or Questions

For questions or service requests pertaining to the Haworth Limited Warranty, please contact your Haworth dealer.

If you are unsure who your dealer is, please contact **OneTouch@Haworth.com or 1 877 429 6784.**

Terms of Sale

The Terms of Sale apply to all products in the North America Price Lists. To review the current version of the North American Terms of Sale, please go to:

www.haworth.com/terms-of-sale or contact OneTouch@Haworth.com or 1 877 429 6784.

HAWORTH

HAWORTH® is a registered trademark of Haworth, Inc.
© Haworth, Inc. All rights reserved. 2025 12.25
haworth.com | 800 344 2600