

# X Series

North America Price List – December 2025



# Electronic Update Page – X Series Price List

- The table below lists all of the updates and addendums added to this price list since the original version was created.
- All **Update** pages will replace the existing pages within the document.
- All **New** pages will be placed at the back of the document.

Link	Date	Pages	Description
<a href="#">Click Here</a>	January 2026	207	<b>Update</b> – Note about ventilation added.
<a href="#">Click Here</a>	January 2026	221	<b>Update</b> – 18" wide shelf added.
<a href="#">Click Here</a>	January 2026	223	<b>Update</b> – Note about the mirror was updated.



**This Haworth North American price book contains US list prices.**

Canadian customers can convert the US list price into their Canadian equivalent by going to [www.Haworth.com/Canada](http://www.Haworth.com/Canada) to find the current Canadian multipliers. These multiplier factors allow you to convert the US list price into a Canadian list price.


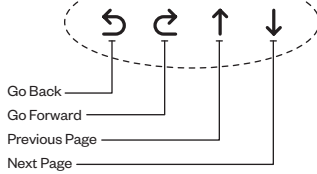
# Haworth Price List Overview

## Tips for Using Haworth Price Lists

The following overview explains how information is organized within the X Series® price list.

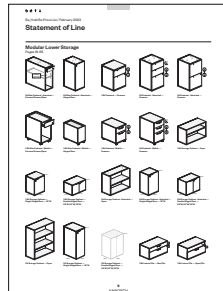
### Navigation Links

Use the links to jump back and forth to relevant pages.




## Haworth Price Books are organized into the following sections:

### Price List Section




**Statement of Line**  
Provides a visual overview of the product offering.




**Price List**  
Includes product features, specification tips, catalog numbers and list pricing.

### Resources Section



**Finishes and Fabrics**  
Lists available product finishes and fabrics.



**Index**  
Lists products alphabetically by catalog number.



**Warranty and Terms of Sale**  
Provides warranty information and general terms.



**This Page Intentionally Left Blank**

# Haworth X Series Price List

Includes pricing, catalog numbers, finish codes/availability, specification requirements, line art, dimensions, and specification tips for Haworth X Series.

**Double Pedestal Desks**

**Single Pedestal Desks**

**Desk Shells**

**Returns**

**Bridges**

**Convergenents**

**Corners**

**Vertical Storage Units**

**Pedestals**

**Personal Storage Towers**

**Lockers**

**Filing & Storage**

**Lateral Files**

**Filing & Storage with Individually Locking Drawers**

**Combination Units**

**Storage Cabinets**

**Wardrobes**

**Bookcases**

**Waste Solutions**

# Table of Contents

## Price List

<b>Statement of Line</b> .....	8	<b>Pedestals</b>	
<b>Desks</b>		Catalog Logic .....	178
Catalog Logic .....	19	Attached .....	179
<b>Double Pedestal Desks</b>		Suspended .....	181
Standard Rectangular .....	20	Mobile .....	183
Standard Bow Front .....	21	Tug .....	185
Executive Rectangular .....	22	<b>Pedestal Accessories</b>	
Executive Bow Front .....	23	Pencil Tray .....	187
<b>Single Pedestal Desks</b>		Dividers .....	187
Standard Rectangular .....	24	Pedestal Cushion Kit .....	187
Standard Bow Front .....	30	Stationary Pedestal Conversion Kit .....	188
Executive Rectangular .....	36	Filing Kits .....	188
Executive Bow Front .....	42	<b>Personal Storage Towers</b>	
<b>Desk Shells</b>		Catalog Logic .....	189
Standard Rectangular .....	48	<b>15"W Personal Storage Towers</b>	
Standard Bow Front .....	54	Hinged Door Upper Storage .....	190
Executive Rectangular .....	60	Bookcase Upper Storage .....	193
Executive Bow Front .....	66	<b>24"W Personal Storage Towers</b>	
<b>Returns and Bridges</b>		No Upper Storage .....	195
Catalog Logic .....	72	Hinged Door Upper Storage .....	197
Pedestal Return .....	73	Bookcase Upper Storage .....	201
Return .....	75	<b>Personal Storage Tower Accessories</b>	
Bridge .....	82	Hinged Door Storage Shelf .....	204
<b>Convergents</b>		Side Bookcase Shelf .....	204
Catalog Logic .....	84	PST to Worksurface Bracket .....	204
D-Top — With Column .....	85	Boot Tray .....	205
D-Top — Double Support Leg .....	91	Storage-to-Panel Bracket .....	205
Curved Wrap-Around D-Top — With Column .....	98	<b>Lockers</b>	
Curved Wrap-Around D-Top — Double Support Leg .....	102	Catalog Logic .....	206
<b>Corners, Extended Corners, Transitional Corners</b>		Single Locker .....	207
Catalog Logic .....	106	Double Locker .....	210
Corner .....	107	Double Group Locker .....	212
Curved Wrap-Around Corner .....	111	Triple Group Locker .....	214
Extended Curved Wrap-Around Corner .....	115	Cubby Locker .....	216
Extended Curved Wrap-Around Pedestal Corner .....	117	Cubby Combination Locker .....	218
Extended Curved Wrap-Around Corner .....	123	<b>Locker Accessories</b>	
Extended Transitional Wrap-Around Corner .....	129	Locker Shelf with Personal Drawer .....	220
Pedestal-Supported Extended Transitional Wrap-Around Corner .....	135	Drawer Liner .....	220
Extended Transitional Wrap-Around Corner .....	147	Locker Shelf with Suspended File Frame .....	220
<b>Credenza Tops</b>		Locker Shelf .....	221
Credenza Top .....	160	Cubby Locker .....	221
<b>Desk Pedestals</b>		Locker Slat Rail .....	221
Catalog Logic .....	161	Locker Boot Tray .....	222
Pedestal .....	162	Base Liner .....	222
<b>Vertical Storage Units</b>		<b>Belong Work Tools — Accessories</b>	
Catalog Logic .....	164	Locker Accessories — Magnet Hooks .....	223
Open Front .....	165	Locker Accessories — Magnet Hook .....	223
Flipper Door — Steel Front with Steel End Panels .....	166	Locker Accessories — Mirror .....	223
Flipper Door — Steel Front with HPL End Panels .....	167	<b>1.5H Filing &amp; Storage</b>	
Flipper Door — HPL Front with Steel End Panels .....	168	Catalog Logic .....	224
Flipper Door — HPL Front with HPL End Panels .....	169	1.5H Lateral File — Proud Front .....	225
Flipper Door — HPL Front with Wood End Panels .....	170	1.5H Combination File — Proud Front .....	226
Slow-Close Flipper Door .....	171	1.5H Storage Cabinet with Hinged Doors — Proud Front .....	227
Single Sliding Door .....	172	1.5H Open Storage Case — Proud Top .....	228
Hinged Door .....	173	1.5H Lateral File — Inset Front .....	228
Tackboard .....	174	1.5H Combination File — Inset Front .....	229
Slat Rail .....	175	1.5H Open Storage Case — Inset Top .....	229
Slat Rail/Tackboard .....	176	Accessories — Cushion .....	230
Slat Rail/Tackboard — Shelf Divider .....	176	Accessories — Base Liner .....	230
Brackets — Corner Support Bracket .....	177	<b>Lateral Files</b>	
Brackets — Bridge/Return Support Bracket .....	177	Catalog Logic .....	231
		Proud Style — Attached .....	232
		Proud Style — Freestanding .....	233
		2H — Inset Style — Attached .....	235
		Inset Style — Freestanding .....	236

# Table of Contents

## Lateral File Tops

Laminate for use with Proud Style Fronts — File Top	237
Laminate for use with Proud Style Fronts — Common File Top	237
Wood for use with Proud Style Fronts — File Top	238
Wood for use with Proud Style Fronts — Common File Top	238
Laminate for use with Inset Style Fronts — File Top	239
Laminate for use with Inset Style Fronts — Common File Top	239
Wood for use with Inset Style Fronts — File Top	240
Wood for use with Inset Style Fronts — Common File Top	240

## Accessories

PDA Tray	241
Personal Tray	241
Pencil Tray	241
Drawer Liner	242
Front-to-Back Hanging Bars	243
Side-to-Side Hanging Bars	243
Dividers	243
U Channel Divider	244
Counterweight	244

## Filing & Storage with Individually Locking Drawers

Attached Pedestal	245
Suspended Pedestal	246
Mobile Pedestal	247
Tug Pedestal	248
4H Personal Storage Tower with Hinged Door Upper Storage	249
4H Personal Storage Tower with Bookcase Upper Storage	250
5H Personal Storage Tower with Hinged Door Upper Storage	251
5H Personal Storage Tower with Bookcase	253
2H Lateral File – Proud Style – Attached	254
Lateral File – Proud Style – Freestanding	255

## Combination Units

Catalog Logic	257
2H — Attached	258
2H with Hinged Door — Attached	259
2H — Freestanding	261
2H with Hinged Door — Attached/Freestanding	262
2H with Open Shelf — Attached/Freestanding	264
3H with One Lateral File Drawer — Freestanding	265
4H with One Lateral File Drawer — Freestanding	266
4H with Two Lateral File Drawers — Freestanding	267
5H with Two Lateral File Drawers — Freestanding	268
5H with Three Lateral File Drawers — Freestanding	269

## Combination Unit Accessories

Storage Shelf	270
Storage Shelves	270
Filing Kit	270

## Combination Units with Valet

5H Valet – 30"W	271
5H Valet – 42"W	273

## Combination Units/Valet Accessories

Storage Shelf	275
Valet Shelf	275
Valet Shelf	275
Filing Kit	275

## Storage Cabinets

Catalog Logic	276
2H — Attached	277
2H — Freestanding	278
3H, 4H and 5H — Freestanding	279

## Wardrobes

Catalog Logic	280
4 H and 5H	281

## Storage Cabinet/Wardrobe Accessories

Storage Cabinet/Wardrobe Shelf	282
Storage Cabinet Coat Rod	282

## Bookcases

2H, 3H, 4H and 5H	283
Bookcase Shelf	284

## Waste Solutions

Recycling Station	285
-------------------	-----

## Resources

### Surface Materials

Finish Color Legend	287
---------------------	-----

### COM Yardage Requirements

Tackboard Fabric Usage	289
------------------------	-----

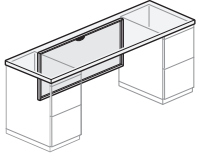
### Index

Index	290
-------	-----

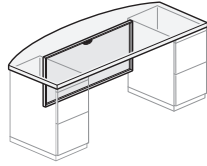
# Statement of Line

## Double Pedestal Desks

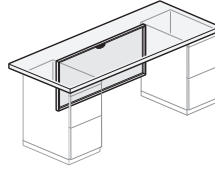
Pages 20-23



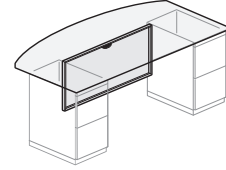
Standard Rectangular



Standard Bow Front



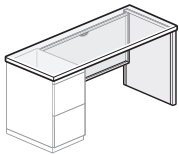
Executive Rectangular



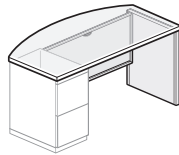
Executive Bow Front

## Single Pedestal Desks

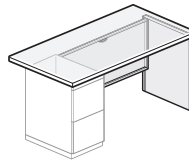
Pages 24-42



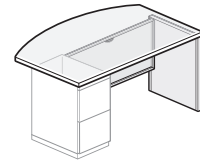
Standard Rectangular



Standard Bow Front



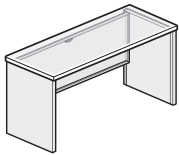
Executive Rectangular



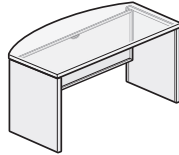
Executive Bow Front

## Desk Shells

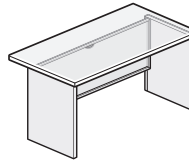
Pages 48-66



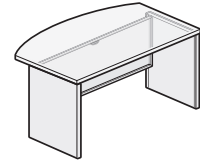
Standard Rectangular



Standard Bow Front



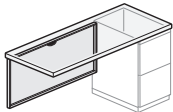
Executive Rectangular



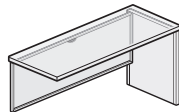
Executive Bow Front

## Returns & Bridges

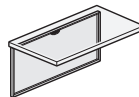
Pages 73-82



Pedestal Return



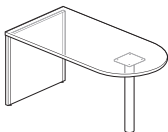
Return



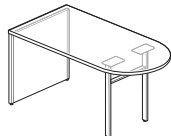
Bridge

## Convergenents

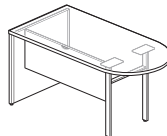
Pages 85-102



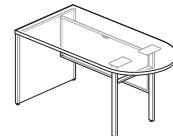
D-Top With Column



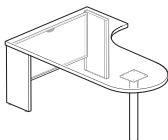
D- Top Double Support Leg  
Non-Handed,  
No Guest Modesty Panel



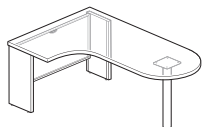
D-Top Double Support Leg  
Left-Hand,  
with Guest Modesty Panel



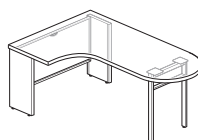
D-Top Double Support Leg  
Right-Hand,  
with Guest Modesty Panel



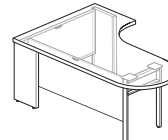
Curved Wrap-Around D-Top  
With Column  
Left-Hand



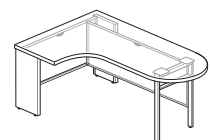
Curved Wrap-Around D-Top  
With Column  
Right-Hand



Curved Wrap-Around D-Top  
Double Support Leg  
Right-Hand,  
No Guest Modesty Panel



Curved Wrap-Around D-Top  
Double Support Leg  
Left-Hand,  
with Guest Modesty Panel

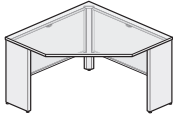


Curved Wrap-Around D-Top  
Double Support Leg  
Right-Hand,  
with Guest Modesty Panel

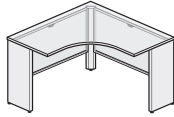
# Statement of Line

## Corners

Page 107-111



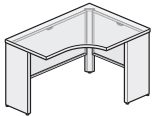
Corner



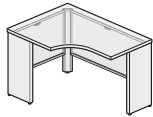
Curved Wrap-Around Corner

## Extended Corners

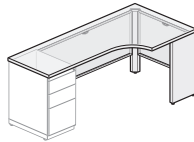
Pages 115-123



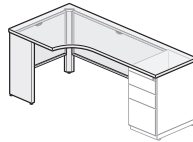
Extended Curved Wrap-Around Corner Left-Hand



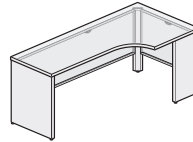
Extended Curved Wrap-Around Corner Right-Hand



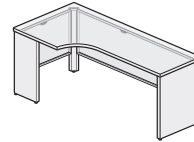
Extended Curved Wrap-Around Pedestal Corner Left-Hand



Extended Curved Wrap-Around Pedestal Corner Right-Hand



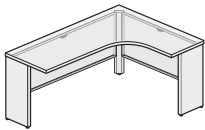
Extended Curved Wrap-Around Corner Left-Hand



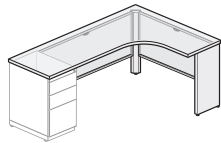
Extended Curved Wrap-Around Corner Right-Hand

## Extended Transitional Corners

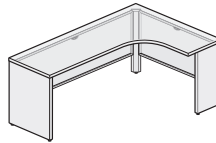
Pages 129-147



Extended Transitional Wrap-Around Corner



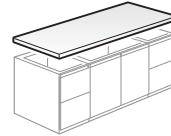
Pedestal-Supported Extended Transitional Wrap-Around Corner



Extended Transitional Wrap-Around Corner

## Credenza Tops


Page 160



Credenza Top

## Desk Pedestals

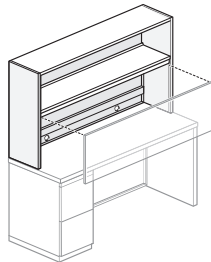
Page 162



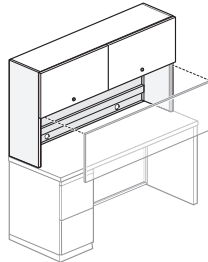
Desk Pedestal

## Vertical Storage Units

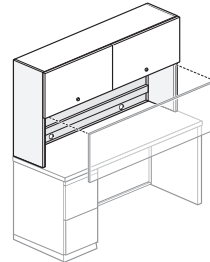
Pages 165-177



Open Front



Flipper Door – Steel Front with Steel End Panels

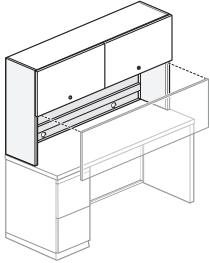


Flipper Door – Steel Front with HPL End Panels

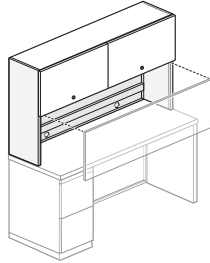
# Statement of Line

## Vertical Storage Units (cont'd)

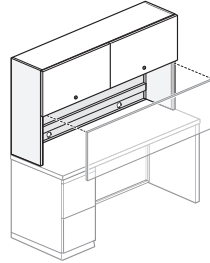
Pages 165-177



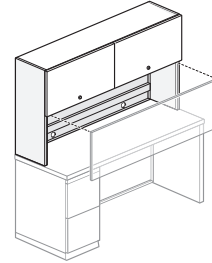
**Flipper Door – HPL Front with Steel End Panels**



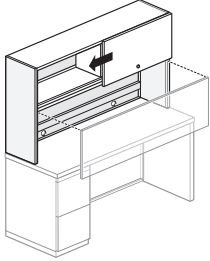
**Flipper Door – HPL Front with HPL End Panels**



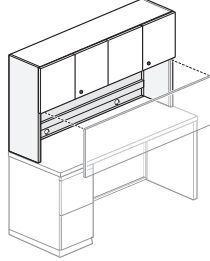
**Flipper Door – HPL Front with Wood End Panels**



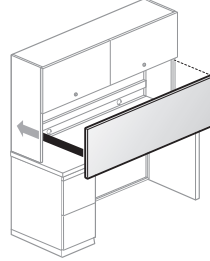
**Slow-Close Flipper Door**



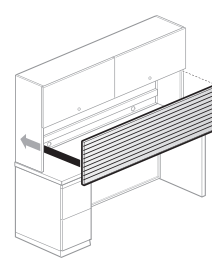
**Single Sliding Door**



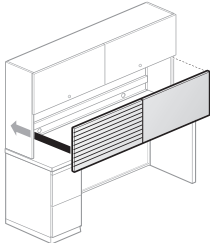
**Hinged Door**



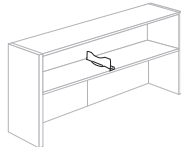
**Tackboard**



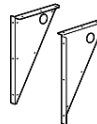
**Slat Rail**



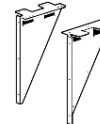
**Slat Rail/Tackboard**



**Shelf Divider**



**Corner Support Bracket**



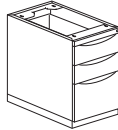
**Bridge/Return Support Bracket**

## Pedestals

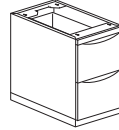
Pages 179-185



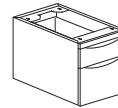
**Attached Pencil/Pencil/Box/File**



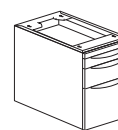
**Attached Box/Box/File**



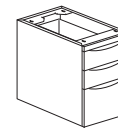
**Attached File/File**



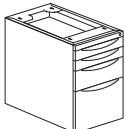
**Suspended Box/File**



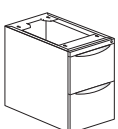
**Suspended Pencil/Box/File**



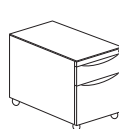
**Suspended Box/Box/File**



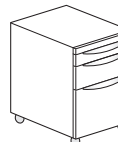
**Suspended Pencil/Pencil/Box/File**



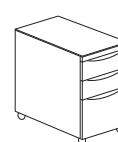
**Suspended File/File**



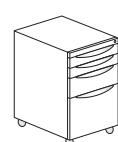
**Mobile Box/File**



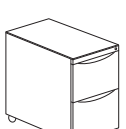
**Mobile Pencil/Box/File**



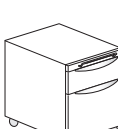
**Mobile Box/Box/File**



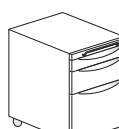
**Mobile Pencil/Pencil/Box/File**



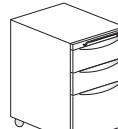
**Mobile File/File**



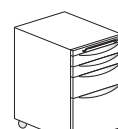
**Tug Box/File**



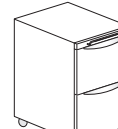
**Tug Pencil/Box/File**



**Tug Box/Box/File**



**Tug Pencil/Pencil/Box/File**

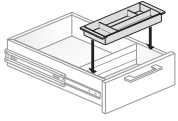


**Tug File/File**

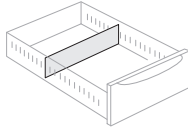
# Statement of Line

## Pedestal Accessories

Pages 187-188



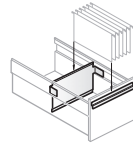
Pencil Tray



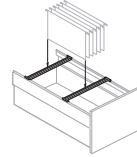
Dividers



Pedestal Cushion Kit




Filing Kits



Filing Kits

## 15"W Personal Storage Towers

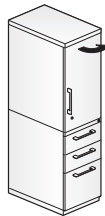
Pages 190-193



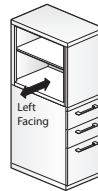
Hinged Door Upper Storage Box/File



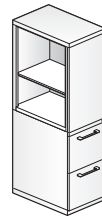
Hinged Door Upper Storage Box/Box



Hinged Door Upper Storage Box/Box/File



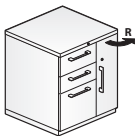
Bookcase Upper Storage Box/Box/File



Bookcase Upper Storage Box/Box

## 24"W Personal Storage Towers

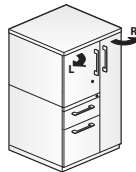
Pages 195-201



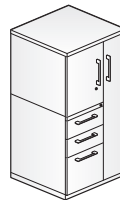
No Upper Storage Box/Box/File Valet Right



No Upper Storage File/File/File Valet Right



Hinged Door Upper Storage Box/file Valet Right



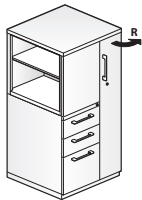
Hinged Door Upper Storage Box/Box/File Valet Right



Hinged Door Upper Storage File/File/File Valet Right



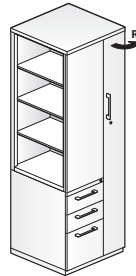
Hinged Door Upper Storage File/File Valet Right



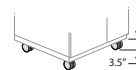
Bookcase Upper Storage Box/Box/File Valet Right



Bookcase Upper Storage File/File/File Valet Right



Bookcase Upper Storage Box/Box/File Valet Right

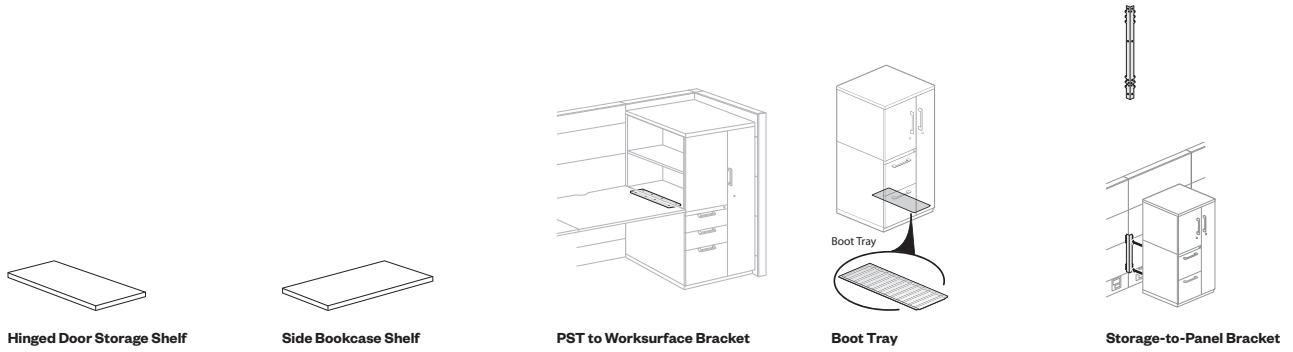


Caster Option

# Statement of Line

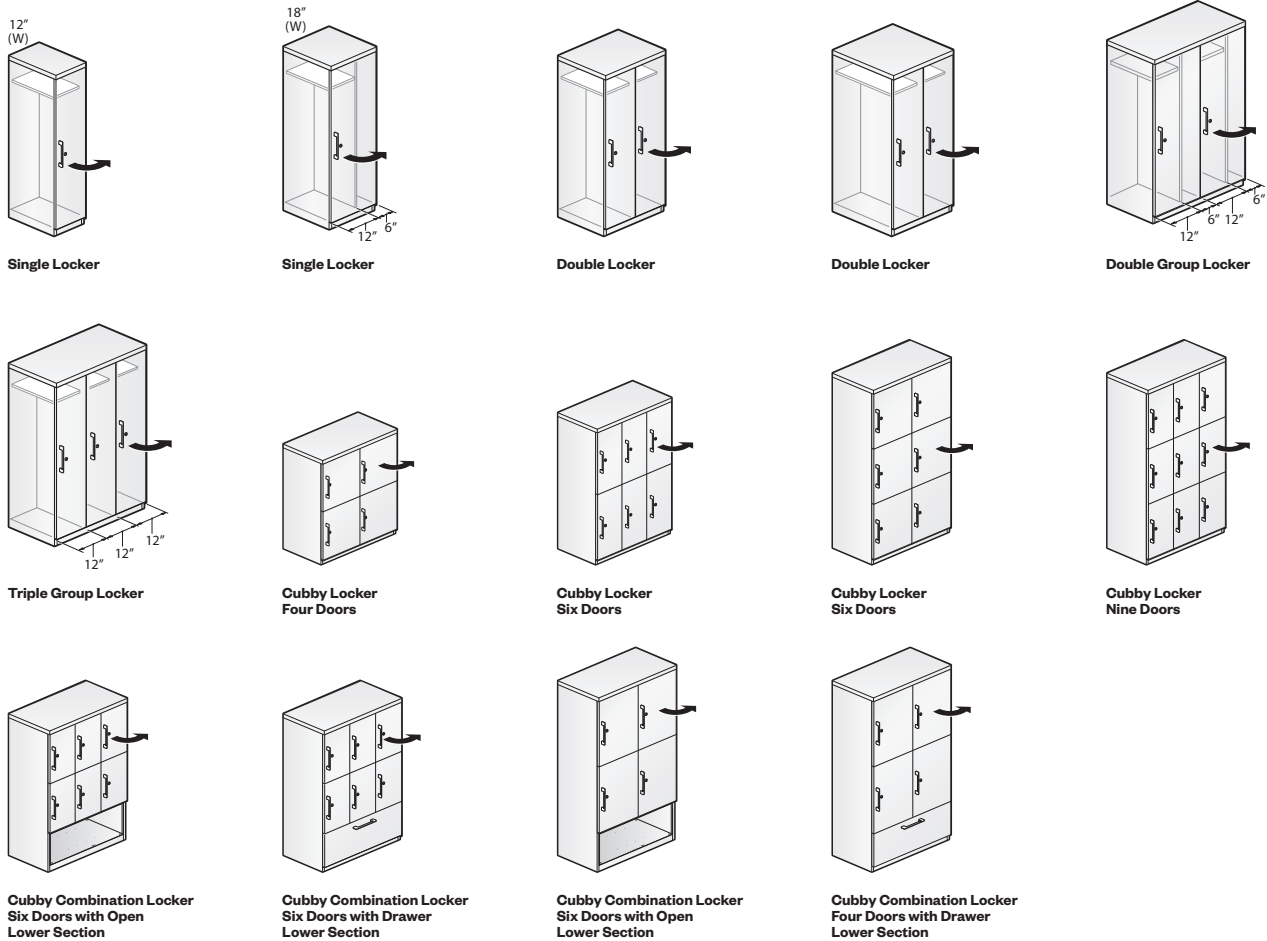
## Personal Storage Tower Accessories

Pages 204-205



## Lockers

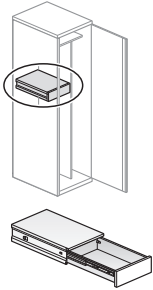
Pages 207-218



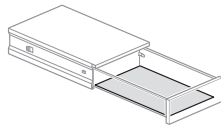
# Statement of Line

## Locker Accessories

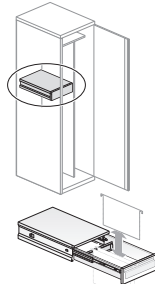
Pages 220-222



**Locker Shelf with Personal Drawer**

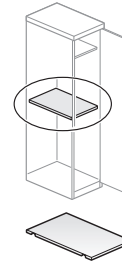


**Drawer Liner**

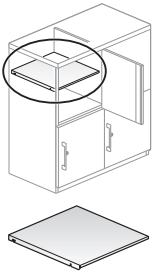


**Locker Shelf with Suspended File Frame**

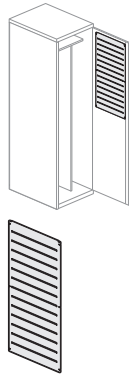
NOTE:  
Hanging Folders  
Not Included



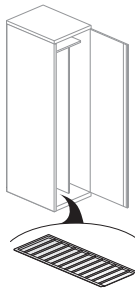
**Locker Shelf**



**Cubby Locker Shelf**



**Locker Slat Rail**



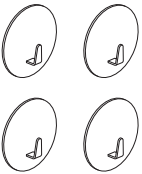
**Locker Boot Tray**



**Base Liner**

## Belong Work Tools — Accessories

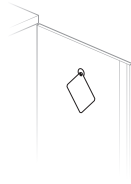
Page 223



**Magnet Hooks**



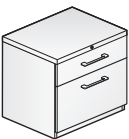
**Magnet Hook**



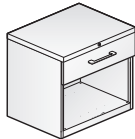
**Mirror**

## 1.5H Filing & Storage

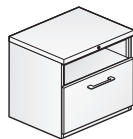
Pages 225-230



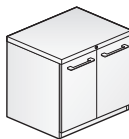
**1.5H Lateral File – Proud Front**



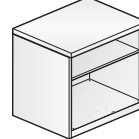
**1.5H Combination File – Proud Front Box Drawer with 12" Open**



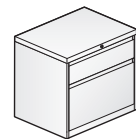
**1.5H Combination File – Proud Front 6" Open with File Drawer**



**1.5H Storage Cabinet with Hinged Doors – Proud Front**



**1.5H Open Storage Case – Proud Top**

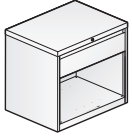


**1.5H Lateral File – Inset Front**

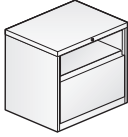
# Statement of Line

## 1.5H Filing & Storage (cont'd)

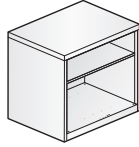
Pages 225-230



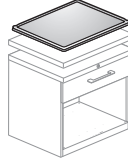
1.5H Combination File - Inset Front Box Drawer with 12" Open



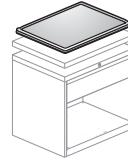
1.5H Combination File - Inset Front 6" Open with File Drawer



1.5H Open Storage Case - Inset Top



Cushion For Proud Front Filing/Storage



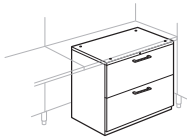
Cushion For Inset Front Filing/Storage



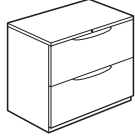
Base Liner

## Lateral Files

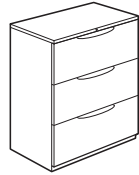
Pages 232-236



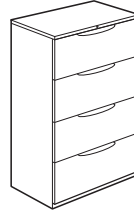
Attached - Proud Style



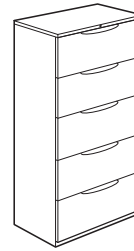
Freestanding - Proud Style Two Drawer



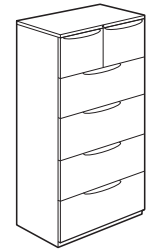
Freestanding - Proud Style Three Drawers



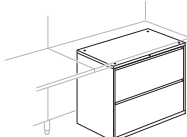
Freestanding - Proud Style Four Drawers



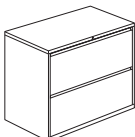
Freestanding - Proud Style Five Drawers



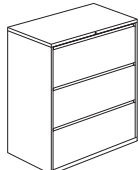
Freestanding - Proud Style Hinge Door on Top/ Four Drawers



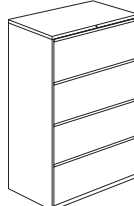
Attached - 2H - Inset Style



Freestanding - Inset Style Two Drawer




Freestanding - Inset Style Three Drawers



Freestanding - Inset Style Four Drawers



Freestanding - Inset Style Five Drawers



Freestanding - Inset Style Receding Door on Top/ Four Drawers

## Lateral File Tops

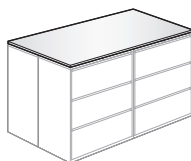
Pages 237-240



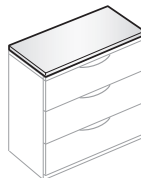
Laminate for use with Proud Style Fronts - File Top



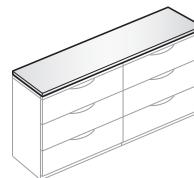
Laminate for use with Proud Style Fronts - Common File Top



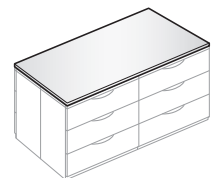
Laminate for use with Proud Style Fronts - Common File Top



Wood for use with Proud Style Fronts - File Top



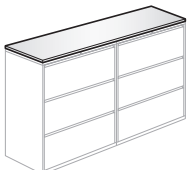
Wood for use with Proud Style Fronts - Common File Top



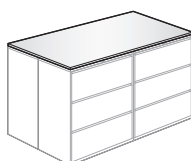
Wood for use with Proud Style Fronts - Common File Top



Laminate for use with Inset Style Fronts - File Top



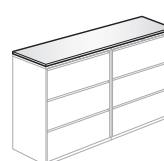
Laminate for use with Inset Style Fronts - Common File Top



Laminate for use with Inset Style Fronts - Common File Top



Wood for use with Inset Style Fronts - File Top



Wood for use with Inset Style Fronts - Common File Top

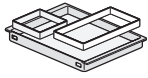


Wood for use with Inset Style Fronts - Common File Top

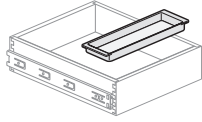
# Statement of Line

## Accessories

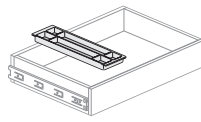
Pages 241-244



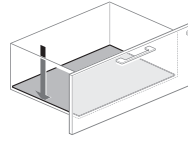
PDA Tray



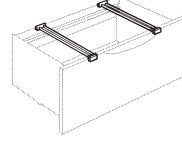
Personal Tray



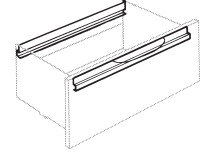
Pencil Tray



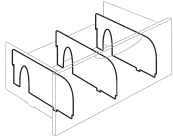
Drawer Liner



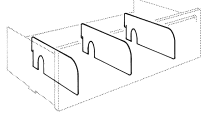
Front-to-Back Hanging Bars



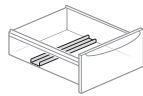
Side-to-Side Hanging Bars



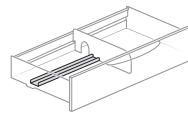
Dividers



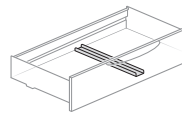
Dividers



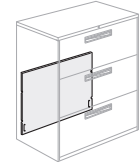
U Channel Divider  
Pedestal Box Drawer,  
Front-to-Back



U Channel Divider  
Pedestal Box Drawer,  
Side-to-Side



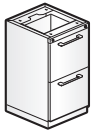
U Channel Divider  
Lateral Box Drawer,  
Front-to-Back



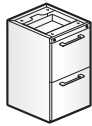
Counterweight

## Filing & Storage with Individually Locking Drawers

Pages 245-255



Attached Pedestal



Suspended Pedestal



Mobile Pedestal



Tug Pedestal



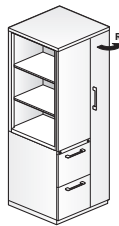
4H Personal Storage Tower with  
Hinged Door Upper Storage



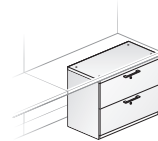
4H Personal Storage Tower with  
Bookcase Upper Storage



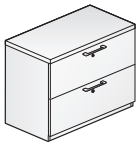
5H Personal Storage Tower with  
Hinged Door Upper Storage



5H Personal Storage Tower with  
Bookcase



2H Lateral File - Proud Style -  
Attached



Lateral File - Proud Style -  
Freestanding  
Two Drawers




Lateral File - Proud Style -  
Freestanding  
Three Drawers



Lateral File - Proud Style -  
Freestanding  
Four Drawers



Lateral File - Proud Style -  
Freestanding  
Five Drawers

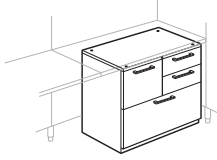


Lateral File - Proud Style -  
Freestanding  
Hinged Door on Top/  
Four Drawers

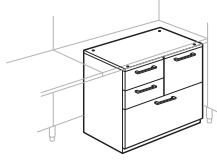
# Statement of Line

## Combination Units

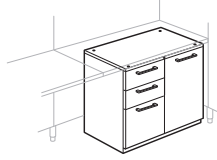
Pages 258-269



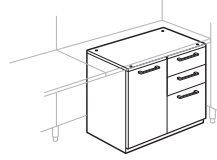
**Attached - 2H  
File/Box/Box/Lateral**



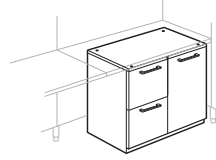
**Attached - 2H  
Box/Box/File/Lateral**



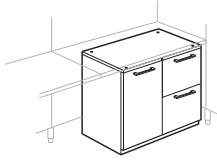
**Attached - 2H with Hinged Door  
Box/Box/File  
Door Right**



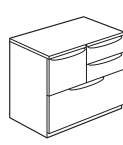
**Attached - 2H with Hinged Door  
Box/Box/File  
Door Left**



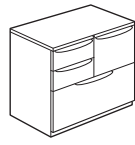
**Attached - 2H with Hinged Door  
File/File  
Door Right**



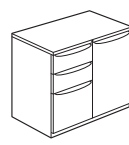
**Attached - 2H with Hinged Door  
File/File  
Door Left**



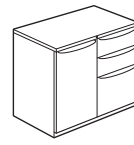
**Freestanding - 2H  
File/Box/Box/Lateral**



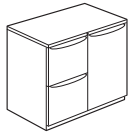
**Freestanding - 2H  
Box/Box/File/Lateral**



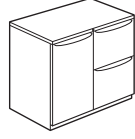
**Freestanding - 2H with  
Hinged Door  
Box/Box/File  
Door Right**



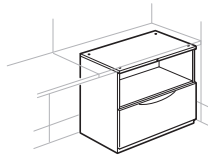
**Freestanding - 2H with  
Hinged Door  
Box/Box/File  
Door Left**



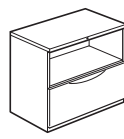
**Freestanding - 2H with  
Hinged Door  
File/File  
Door Right**



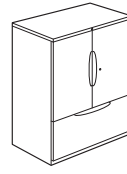
**Freestanding - with  
2H with Hinged Door  
File/File  
Door Right**



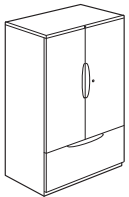
**Attached/Freestanding -  
2H with Open Shelf  
Attached**



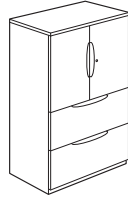
**Attached/Freestanding -  
2H with Open Shelf  
Freestanding**



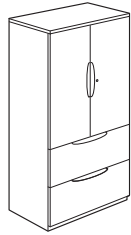
**Freestanding - 3H with  
One Lateral File Drawer**



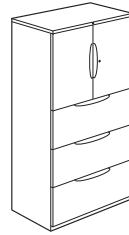
**Freestanding - 4H with  
One Lateral File Drawer**



**Freestanding - 4H with  
Two Lateral File Drawers**



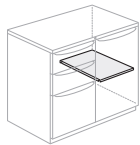
**Freestanding - 5H with  
Two Lateral File Drawers**



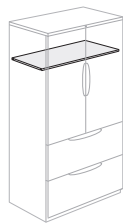
**Freestanding - 5H with  
Three Lateral File Drawers**

## Combination Unit Accessories

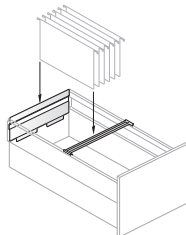
Page 270



**Storage Shelf**



**Storage Shelves**

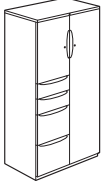


**Filing Kit**

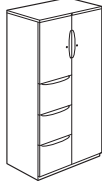
# Statement of Line

## Combination Units with Valet

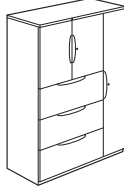
Pages 271-273



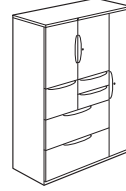
5H Valet - 30"W  
Storage - Box/Box/File/File  
Valet Right



5H Valet - 30"W  
Storage - File/File/File  
Valet Right



5H Valet - 42"W  
Storage - Three Laterals  
Valet Right



5H Valet - 42"W  
Storage - File/Box/Box/  
Two Laterals  
Valet Right

## Combination Units/Valet Accessories

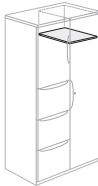
Page 275



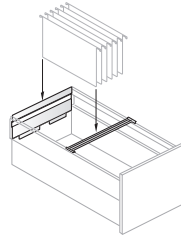
Storage Shelf



Valet Shelf  
For use with 5H 42"W



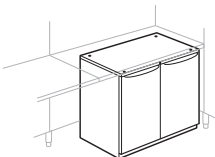
Valet Shelf  
For use with 5H 30"W



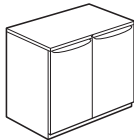
Filing Kit

## Storage Cabinets

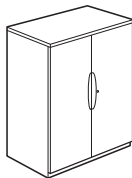
Pages 277-279



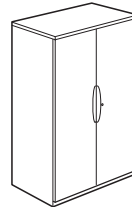
Attached - 2H



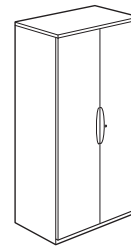
Freestanding - 2H



Freestanding - 3H



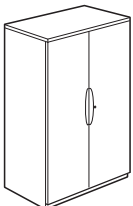
Freestanding - 4H



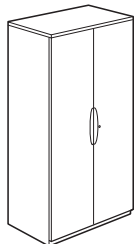
Freestanding - 5H

## Wardrobes

Page 281



4H



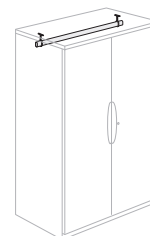
5H

## Storage Cabinet/ Wardrobe Accessories

Page 282



Storage Cabinet/  
Wardrobe Shelf



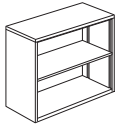
Storage Cabinet  
Coat Rod

# Statement of Line

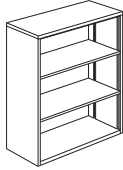
---

## Bookcases

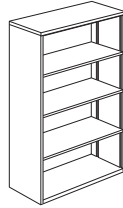
Pages 283-284



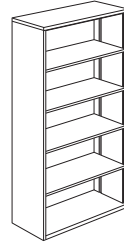
2H



3H



4H



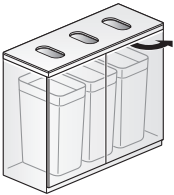
5H



Bookcase Shelf

## Waste Solutions

Page 285

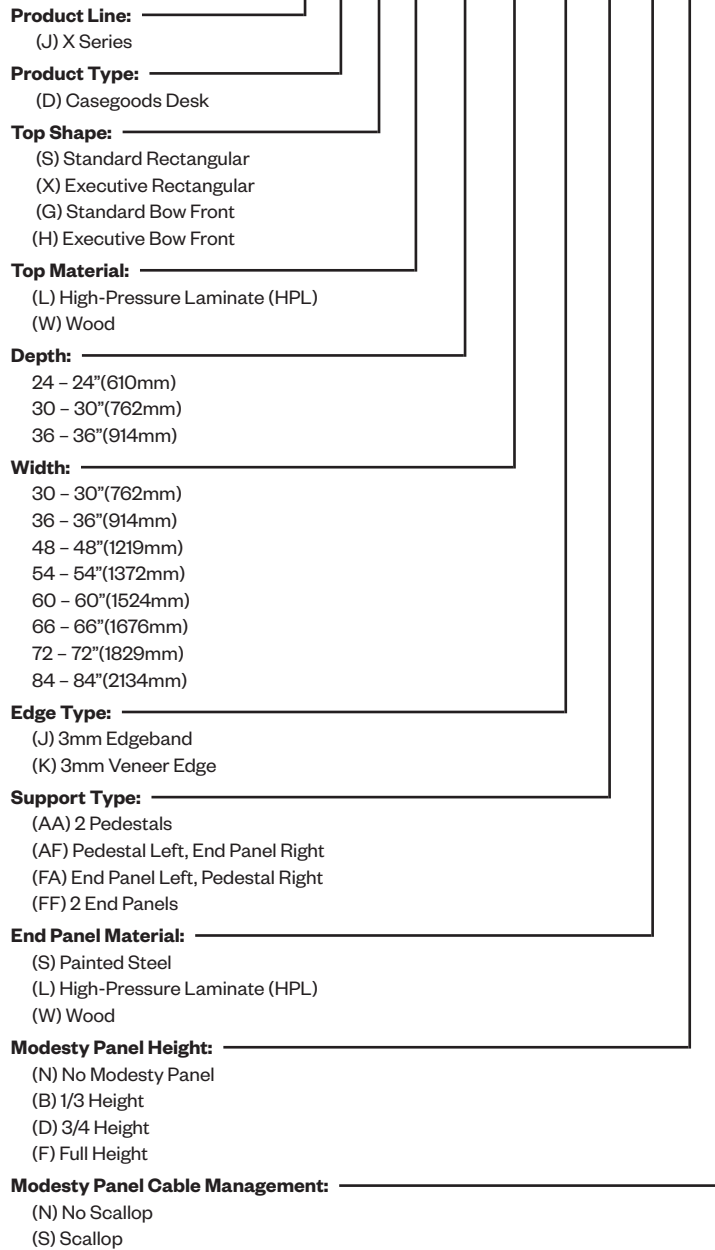


Recycling Station

# Desks

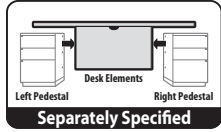
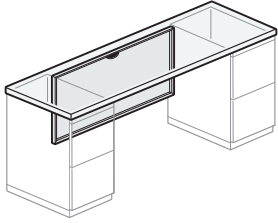
## Catalog Logic

J D S L - 24 60 - J AF L B S



# Double Pedestal Desks

## Standard Rectangular



JDSL-JAANDS  
JDSW-KAANDS  
Class FMI

### Features

- Includes high-pressure laminate (HPL) or wood veneer top, optional steel modesty panel, and assembly hardware (pedestals not included).
- Top has 3mm edgeband on user and guest edge, and 1mm edgeband on sides.
- Optional modesty panel is available with or without scallop wireway for cable management; scallop is centered at top of modesty panel.
- Field assembled.

### Specification Tip

- Two X Series desk pedestals must be specified separately; nominal depths of desk pedestals must match nominal depth of desk top.

### To Order, Specify:

1) Product number, including:

**1 Modesty Panel Height:**

- N** No Modesty Panel (deduct **\$108.40** list)
- B** 1/3 Height
- D** 3/4 Height (add **\$108.40** list)
- F** Full Height (add **\$216.86** list)

**2 Modesty Panel Cable Management:**

- N** No Scallop
- S** Scallop

- 2) Laminate or wood color for top.
- 3) Edge trim color for top (HPL only).
- 4) Trim color for modesty panel.

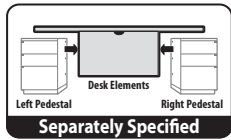
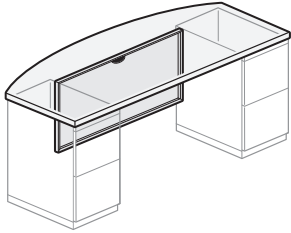
**Note:** Desk pedestals must be specified separately.

Height	Depth	Width	Number	①②	Top - HPL A Trim		Top - HPL B Trim	
					A	B	A	B
29"(737mm)	24"(610mm)	60"(1524mm)	JDSL-2460-JAAN	■ ■	\$1334.09	\$ 1391.64	\$1432.06	\$1489.61
		66"(1676mm)	JDSL-2466-JAAN	■ ■	1426.19	1491.96	1531.54	1597.31
		72"(1829mm)	JDSL-2472-JAAN	■ ■	1518.29	1592.28	1631.02	1705.01
		78"(1981mm)	JDSL-2478-JAAN	■ ■	1610.39	1692.60	1730.50	1812.71
		84"(2134mm)	JDSL-2484-JAAN	■ ■	1702.49	1792.92	1829.98	1920.41
29"(737mm)	30"(762mm)	60"(1524mm)	JDSL-3060-JAAN	■ ■	\$1387.37	\$1444.92	\$1489.42	\$1546.97
		66"(1676mm)	JDSL-3066-JAAN	■ ■	1479.47	1545.24	1588.90	1654.67
		72"(1829mm)	JDSL-3072-JAAN	■ ■	1571.57	1645.56	1688.38	1762.37
		78"(1981mm)	JDSL-3078-JAAN	■ ■	1663.67	1745.88	1787.86	1870.07
		84"(2134mm)	JDSL-3084-JAAN	■ ■	1755.77	1846.20	1887.34	1977.77

Height	Depth	Width	Number	①②	Top - Wood A Trim		Top - Wood B Trim	
					A	B	A	B
29"(737mm)	24"(610mm)	60"(1524mm)	JDSW-2460-KAAN	■ ■	\$ 1824.93	\$ 1882.48	\$ 1965.12	\$2022.67
		66"(1676mm)	JDSW-2466-KAAN	■ ■	1917.03	1982.80	2065.98	2131.75
		72"(1829mm)	JDSW-2472-KAAN	■ ■	2009.13	2083.12	2166.84	2240.83
		78"(1981mm)	JDSW-2478-KAAN	■ ■	2101.23	2183.44	2267.70	2349.91
		84"(2134mm)	JDSW-2484-KAAN	■ ■	2193.33	2283.76	2368.56	2458.99
29"(737mm)	30"(762mm)	60"(1524mm)	JDSW-3060-KAAN	■ ■	\$ 1906.77	\$ 1964.32	\$2052.24	\$ 2109.79
		66"(1676mm)	JDSW-3066-KAAN	■ ■	1998.87	2064.64	2153.10	2218.87
		72"(1829mm)	JDSW-3072-KAAN	■ ■	2090.97	2164.96	2253.96	2327.95
		78"(1981mm)	JDSW-3078-KAAN	■ ■	2183.07	2265.28	2354.82	2437.03
		84"(2134mm)	JDSW-3084-KAAN	■ ■	2275.17	2365.60	2455.68	2546.11

# Double Pedestal Desks

## Standard Bow Front



JDGL-JAANDS  
JDGW-KAANDS  
Class FMI

### Features

- Includes high-pressure laminate (HPL) or wood veneer top, optional steel modesty panel, and assembly hardware (pedestals not included).
- Top has 3mm edgeband on user and guest edge, and 1mm edgeband on sides.
- Bow edge on guest side extends 6”(152mm) beyond pedestals at the center of the desk.
- Optional modesty panel is available with or without scallop wireway for cable management; scallop is centered at top of modesty panel.
- Field assembled.

### Specification Tip

- Two X Series desk pedestals must be specified separately; nominal depths of desk pedestals must match nominal depth of desk top.

### To Order, Specify:

1) Product number, including:

#### 1 Modesty Panel Height:

- N** No Modesty Panel (deduct **\$108.40** list)
- B** 1/3 Height
- D** 3/4 Height (add **\$108.40** list)
- F** Full Height (add **\$216.86** list)

#### 2 Modesty Panel Cable Management:

- N** No Scallop
- S** Scallop

- 2) Laminate or wood color for top.
- 3) Edge trim color for top (HPL only).
- 4) Trim color for modesty panel.

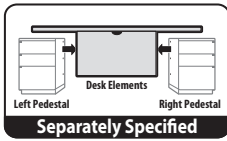
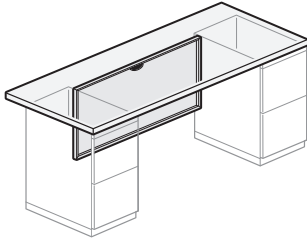
**Note:** Desk pedestals must be specified separately.

Height	Depth	Width	Number	①②	Top - HPL A Trim		Top - HPL B Trim	
					A	B	A	B
29”(737mm)	24”(610mm)	60”(1524mm)	JDGL-2460-JAAN	■ ■	\$1479.33	\$1536.88	\$ 1588.91	\$ 1646.46
		66”(1676mm)	JDGL-2466-JAAN	■ ■	1571.43	1637.20	1688.39	1754.16
		72”(1829mm)	JDGL-2472-JAAN	■ ■	1663.53	1737.52	1787.87	1861.86
		78”(1981mm)	JDGL-2478-JAAN	■ ■	1755.63	1837.84	1887.35	1969.56
		84”(2134mm)	JDGL-2484-JAAN	■ ■	1847.73	1938.16	1986.83	2077.26
29”(737mm)	30”(762mm)	60”(1524mm)	JDGL-3060-JAAN	■ ■	\$1532.61	\$1590.16	\$ 1646.27	\$ 1703.82
		66”(1676mm)	JDGL-3066-JAAN	■ ■	1624.71	1690.48	1745.75	1811.52
		72”(1829mm)	JDGL-3072-JAAN	■ ■	1716.81	1790.80	1845.23	1919.22
		78”(1981mm)	JDGL-3078-JAAN	■ ■	1808.91	1891.12	1944.71	2026.92
		84”(2134mm)	JDGL-3084-JAAN	■ ■	1901.01	1991.44	2044.19	2134.62

Height	Depth	Width	Number	①②	Top - Wood A Trim		Top - Wood B Trim	
					A	B	A	B
29”(737mm)	24”(610mm)	60”(1524mm)	JDGW-2460-KAAN	■ ■	\$ 1998.81	\$2056.36	\$ 2169.92	\$ 2227.47
		66”(1676mm)	JDGW-2466-KAAN	■ ■	2090.91	2156.68	2270.78	2336.55
		72”(1829mm)	JDGW-2472-KAAN	■ ■	2183.01	2257.00	2371.64	2445.63
		78”(1981mm)	JDGW-2478-KAAN	■ ■	2275.11	2357.32	2472.50	2554.71
		84”(2134mm)	JDGW-2484-KAAN	■ ■	2367.21	2457.64	2573.36	2663.79
29”(737mm)	30”(762mm)	60”(1524mm)	JDGW-3060-KAAN	■ ■	\$2080.65	\$ 2138.20	\$ 2257.04	\$ 2314.59
		66”(1676mm)	JDGW-3066-KAAN	■ ■	2172.75	2238.52	2357.90	2423.67
		72”(1829mm)	JDGW-3072-KAAN	■ ■	2264.85	2338.84	2458.76	2532.75
		78”(1981mm)	JDGW-3078-KAAN	■ ■	2356.95	2439.16	2559.62	2641.83
		84”(2134mm)	JDGW-3084-KAAN	■ ■	2449.05	2539.48	2660.48	2750.91

# Double Pedestal Desks

## Executive Rectangular



JDXL-JAANDS  
JDXW-KAANDS  
Class FM1

### Features

- Includes high-pressure laminate (HPL) or wood veneer top, optional steel modesty panel, and assembly hardware (pedestals not included).
- Top has 3mm edgeband on user and guest edge, and 1mm edgeband on sides.
- Edge on guest side extends 6"(152mm) beyond pedestals along the entire width of the desk.
- Optional modesty panel is available with or without scallop wireway for cable management; scallop is centered at top of modesty panel.
- Field assembled.

### Specification Tip

- Two X Series desk pedestals must be specified separately; nominal depths of desk pedestals must be 6"(152mm) less than nominal depth of desk top. See table.

### Desk/Pedestal Nominal Depths

Desk Depth	Pedestal Depth
30"(762mm)	24"(610mm)
36"(914mm)	30"(762mm)

### To Order, Specify:

- 1) Product number, including:

#### 1 Modesty Panel Height:

- N** No Modesty Panel (deduct **\$108.40** list)
- B** 1/3 Height
- D** 3/4 Height (add **\$108.40** list)
- F** Full Height (add **\$216.86** list)

#### 2 Modesty Panel Cable Management:

- N** No Scallop
- S** Scallop

- 2) Laminate or wood color for top.
- 3) Edge trim color for top (HPL only).
- 4) Trim color for modesty panel.

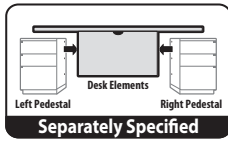
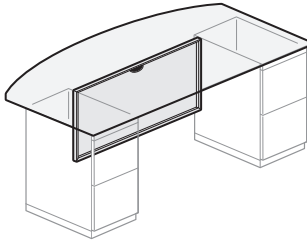
**Note:** Desk pedestals must be specified separately.

Height	Depth	Width	Number	①②	Top - HPL A Trim		Top - HPL B Trim	
					A	B	A	B
29"(737mm)	30"(762mm)	60"(1524mm)	JDXL-3060-JAAN	■ ■	\$ 1387.37	\$1444.92	\$1489.42	\$ 1546.97
		66"(1676mm)	JDXL-3066-JAAN	■ ■	1479.47	1545.24	1588.90	1654.67
		72"(1829mm)	JDXL-3072-JAAN	■ ■	1571.57	1645.56	1688.38	1762.37
		78"(1981mm)	JDXL-3078-JAAN	■ ■	1663.67	1745.88	1787.86	1870.07
		84"(2134mm)	JDXL-3084-JAAN	■ ■	1755.77	1846.20	1887.34	1977.77
29"(737mm)	36"(914mm)	60"(1524mm)	JDXL-3660-JAAN	■ ■	\$1440.65	\$1498.20	\$1546.78	\$ 1604.33
		66"(1676mm)	JDXL-3666-JAAN	■ ■	1532.75	1598.52	1646.26	1712.03
		72"(1829mm)	JDXL-3672-JAAN	■ ■	1624.85	1698.84	1745.74	1819.73
		78"(1981mm)	JDXL-3678-JAAN	■ ■	1716.95	1799.16	1845.22	1927.43
		84"(2134mm)	JDXL-3684-JAAN	■ ■	1809.05	1899.48	1944.70	2035.13

Height	Depth	Width	Number	①②	Top - Wood A Trim		Top - Wood B Trim	
					A	B	A	B
29"(737mm)	30"(762mm)	60"(1524mm)	JDXW-3060-KAAN	■ ■	\$ 1906.77	\$ 1964.32	\$2052.24	\$ 2109.79
		66"(1676mm)	JDXW-3066-KAAN	■ ■	1998.87	2064.64	2153.10	2218.87
		72"(1829mm)	JDXW-3072-KAAN	■ ■	2090.97	2164.96	2253.96	2327.95
		78"(1981mm)	JDXW-3078-KAAN	■ ■	2183.07	2265.28	2354.82	2437.03
		84"(2134mm)	JDXW-3084-KAAN	■ ■	2275.17	2365.60	2455.68	2546.11
29"(737mm)	36"(914mm)	60"(1524mm)	JDXW-3660-KAAN	■ ■	\$ 1988.61	\$2046.16	\$ 2139.36	\$ 2196.91
		66"(1676mm)	JDXW-3666-KAAN	■ ■	2080.71	2146.48	2240.22	2305.99
		72"(1829mm)	JDXW-3672-KAAN	■ ■	2172.81	2246.80	2341.08	2415.07
		78"(1981mm)	JDXW-3678-KAAN	■ ■	2264.91	2347.12	2441.94	2524.15
		84"(2134mm)	JDXW-3684-KAAN	■ ■	2357.01	2447.44	2542.80	2633.23

# Double Pedestal Desks

## Executive Bow Front



JDHL-JAANDS  
JDHW-KAANDS  
Class FM1

### Features

- Includes high-pressure laminate (HPL) or wood veneer top, optional steel modesty panel, and assembly hardware (pedestals not included).
- Top has 3mm edgeband on user and guest edge, and 1mm edgeband on sides.
- Bow edge on guest side extends 10"(254mm) beyond pedestals at the center of the desk (4"(102mm) of extension + 6"(152mm) of bow).
- Optional modesty panel is available with or without scallop wireway for cable management; scallop is centered at top of modesty panel.
- Field assembled.

### Specification Tip

- Two X Series desk pedestals must be specified separately; nominal depths of desk pedestals must be 6"(152mm) less than nominal depth of desk top. See table.

### Desk/Pedestal Nominal Depths

Desk Depth	Pedestal Depth
30"(762mm)	24"(610mm)
36"(914mm)	30"(762mm)

### To Order, Specify:

1) Product number, including:

#### 1 Modesty Panel Height:

- N** No Modesty Panel (deduct **\$108.40** list)
- B** 1/3 Height
- D** 3/4 Height (add **\$108.40** list)
- F** Full Height (add **\$216.86** list)

#### 2 Modesty Panel Cable Management:

- N** No Scallop
- S** Scallop

- 2) Laminate or wood color for top.
- 3) Edge trim color for top (HPL only).
- 4) Trim color for modesty panel.

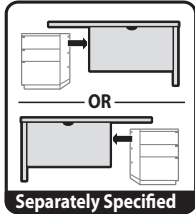
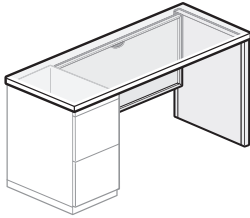
**Note:** Desk pedestals must be specified separately.

Height	Depth	Width	Number	①②	Top - HPL A Trim		Top - HPL B Trim	
					A	B	A	B
29"(737mm)	30"(762mm)	60"(1524mm)	JDHL-3060-JAAN	■ ■	\$1532.61	\$ 1590.16	\$ 1646.27	\$ 1703.82
		66"(1676mm)	JDHL-3066-JAAN	■ ■	1624.71	1690.48	1745.75	1811.52
		72"(1829mm)	JDHL-3072-JAAN	■ ■	1716.81	1790.80	1845.23	1919.22
		78"(1981mm)	JDHL-3078-JAAN	■ ■	1808.91	1891.12	1944.71	2026.92
		84"(2134mm)	JDHL-3084-JAAN	■ ■	1901.01	1991.44	2044.19	2134.62
29"(737mm)	36"(914mm)	60"(1524mm)	JDHL-3660-JAAN	■ ■	\$1585.89	\$ 1643.44	\$ 1703.63	\$ 1761.18
		66"(1676mm)	JDHL-3666-JAAN	■ ■	1677.99	1743.76	1803.11	1868.88
		72"(1829mm)	JDHL-3672-JAAN	■ ■	1770.09	1844.08	1902.59	1976.58
		78"(1981mm)	JDHL-3678-JAAN	■ ■	1862.19	1944.40	2002.07	2084.28
		84"(2134mm)	JDHL-3684-JAAN	■ ■	1954.29	2044.72	2101.55	2191.98

Height	Depth	Width	Number	①②	Top - Wood A Trim		Top - Wood B Trim	
					A	B	A	B
29"(737mm)	30"(762mm)	60"(1524mm)	JDHW-3060-KAAN	■ ■	\$2080.65	\$ 2138.20	\$ 2257.04	\$ 2314.59
		66"(1676mm)	JDHW-3066-KAAN	■ ■	2172.75	2238.52	2357.90	2423.67
		72"(1829mm)	JDHW-3072-KAAN	■ ■	2264.85	2338.84	2458.76	2532.75
		78"(1981mm)	JDHW-3078-KAAN	■ ■	2356.95	2439.16	2559.62	2641.83
		84"(2134mm)	JDHW-3084-KAAN	■ ■	2449.05	2539.48	2660.48	2750.91
29"(737mm)	36"(914mm)	60"(1524mm)	JDHW-3660-KAAN	■ ■	\$ 2162.49	\$2220.04	\$2344.16	\$ 2401.71
		66"(1676mm)	JDHW-3666-KAAN	■ ■	2254.59	2320.36	2445.02	2510.79
		72"(1829mm)	JDHW-3672-KAAN	■ ■	2346.69	2420.68	2545.88	2619.87
		78"(1981mm)	JDHW-3678-KAAN	■ ■	2438.79	2521.00	2646.74	2728.95
		84"(2134mm)	JDHW-3684-KAAN	■ ■	2530.89	2621.32	2747.60	2838.03

# Single Pedestal Desks

## Standard Rectangular



JDSL-JAFSDS  
 JDSL-JAFLDS  
 JDSL-JAFWDS  
 JDSW-KAFSDS  
 JDSW-KAFLDS  
 JDSW-KAFWDS  
 (Left-Hand)  
 Class FMI

### Features

- Includes high-pressure laminate (HPL) or wood veneer top, steel, laminate or wood end panel, steel modesty panel, and assembly hardware (pedestal not included).
- Top has 3mm edgeband on user and guest edge, and 1mm edgeband on sides.
- Modesty panel is available with or without scallop wireway for cable management; scallop is centered at top of modesty panel.
- Desk orientation can be field-changed from left to right or right to left.
- Glides provide 1"(25mm) adjustment range.
- Field assembled.

### Specification Tip

- One X Series desk pedestal must be specified separately; nominal depth of desk pedestals must match nominal depth of desk top.

### To Order, Specify:

1) Product number, including:

#### 1 Pedestal Orientation:

- AF** Left-hand
- FA** Right-hand

#### 2 Modesty Panel Height:

- B** 1/3 Height
- D** 3/4 Height (add **\$108.44** list)
- F** Full Height (add **\$216.86** list)

#### 3 Modesty Panel Cable

##### Management:

- N** No Scallop
- S** Scallop

- 2) Laminate or wood color for top.
- 3) Edge trim color for top (HPL only).
- 4) End panel trim, laminate or wood finish.
- 5) End panel edge color (HPL only).
- 6) Modesty panel trim color.

**Note:** Desk pedestals must be specified separately.

Height	Depth	Width	Number	Top - HPL A Trim		Top - HPL B Trim		
				A	B	A	B	
<b>End Panel - Steel - Trim A</b>								
29"(737mm)	24"(610mm)	48"(1219mm)	JDSL-2448-J	S	\$ 1851.43	\$ 1892.54	\$ 1923.07	\$ 1964.18
		54"(1372mm)	JDSL-2454-J	S	1943.53	1992.86	2015.17	2064.50
		60"(1524mm)	JDSL-2460-J	S	2035.63	2093.18	2107.27	2164.82
		66"(1676mm)	JDSL-2466-J	S	2127.73	2193.50	2199.37	2265.14
		72"(1829mm)	JDSL-2472-J	S	2219.83	2293.82	2291.47	2365.46
		78"(1981mm)	JDSL-2478-J	S	2311.93	2394.14	2383.57	2465.78
		84"(2134mm)	JDSL-2484-J	S	2404.03	2494.46	2475.67	2566.10
29"(737mm)	30"(762mm)	48"(1219mm)	JDSL-3048-J	S	\$ 1923.01	\$ 1964.12	\$ 2011.09	\$2052.20
		54"(1372mm)	JDSL-3054-J	S	2015.11	2064.44	2103.19	2152.52
		60"(1524mm)	JDSL-3060-J	S	2107.21	2164.76	2195.29	2252.84
		66"(1676mm)	JDSL-3066-J	S	2199.31	2265.08	2287.39	2353.16
		72"(1829mm)	JDSL-3072-J	S	2291.41	2365.40	2379.49	2453.48
		78"(1981mm)	JDSL-3078-J	S	2383.51	2465.72	2471.59	2553.80
		84"(2134mm)	JDSL-3084-J	S	2475.61	2566.04	2563.69	2654.12
<b>End Panel - Steel - Trim B</b>								
29"(737mm)	24"(610mm)	48"(1219mm)	JDSL-2448-J	S	\$ 1934.64	\$ 1975.75	\$2006.28	\$ 2047.39
		54"(1372mm)	JDSL-2454-J	S	2034.12	2083.45	2105.76	2155.09
		60"(1524mm)	JDSL-2460-J	S	2133.60	2191.15	2205.24	2262.79
		66"(1676mm)	JDSL-2466-J	S	2233.08	2298.85	2304.72	2370.49
		72"(1829mm)	JDSL-2472-J	S	2332.56	2406.55	2404.20	2478.19
		78"(1981mm)	JDSL-2478-J	S	2432.04	2514.25	2503.68	2585.89
		84"(2134mm)	JDSL-2484-J	S	2531.52	2621.95	2603.16	2693.59
29"(737mm)	30"(762mm)	48"(1219mm)	JDSL-3048-J	S	\$ 2010.30	\$ 2051.41	\$2098.38	\$ 2139.49
		54"(1372mm)	JDSL-3054-J	S	2109.78	2159.11	2197.86	2247.19
		60"(1524mm)	JDSL-3060-J	S	2209.26	2266.81	2297.34	2354.89
		66"(1676mm)	JDSL-3066-J	S	2308.74	2374.51	2396.82	2462.59
		72"(1829mm)	JDSL-3072-J	S	2408.22	2482.21	2496.30	2570.29
		78"(1981mm)	JDSL-3078-J	S	2507.70	2589.91	2595.78	2677.99
		84"(2134mm)	JDSL-3084-J	S	2607.18	2697.61	2695.26	2785.69

# Single Pedestal Desks

## Standard Rectangular

Height	Depth	Width	Number ① ② ③	Top - HPL A Trim		Top - HPL B Trim	
				A	B	A	B
<b>End Panel - HPL A</b>							
29"(737mm)	24"(610mm)	48"(1219mm)	JDSL-2448-J L ■ ■	\$ 1673.44	\$ 1714.55	\$ 1715.37	\$ 1756.48
		54"(1372mm)	JDSL-2454-J L ■ ■	1765.54	1814.87	1807.47	1856.80
		60"(1524mm)	JDSL-2460-J L ■ ■	1857.64	1915.19	1899.57	1957.12
		66"(1676mm)	JDSL-2466-J L ■ ■	1949.74	2015.51	1991.67	2057.44
		72"(1829mm)	JDSL-2472-J L ■ ■	2041.84	2115.83	2083.77	2157.76
		78"(1981mm)	JDSL-2478-J L ■ ■	2133.94	2216.15	2175.87	2258.08
		84"(2134mm)	JDSL-2484-J L ■ ■	2226.04	2316.47	2267.97	2358.40
29"(737mm)	30"(762mm)	48"(1219mm)	JDSL-3048-J L ■ ■	\$ 1745.02	\$ 1786.13	\$ 1788.45	\$ 1829.56
		54"(1372mm)	JDSL-3054-J L ■ ■	1837.12	1886.45	1880.55	1929.88
		60"(1524mm)	JDSL-3060-J L ■ ■	1929.22	1986.77	1972.65	2030.20
		66"(1676mm)	JDSL-3066-J L ■ ■	2021.32	2087.09	2064.75	2130.52
		72"(1829mm)	JDSL-3072-J L ■ ■	2113.42	2187.41	2156.85	2230.84
		78"(1981mm)	JDSL-3078-J L ■ ■	2205.52	2287.73	2248.95	2331.16
		84"(2134mm)	JDSL-3084-J L ■ ■	2297.62	2388.05	2341.05	2431.48
<b>End Panel - HPL B</b>							
29"(737mm)	24"(610mm)	48"(1219mm)	JDSL-2448-J L ■ ■	\$ 1756.65	\$ 1797.76	\$ 1798.58	\$ 1839.69
		54"(1372mm)	JDSL-2454-J L ■ ■	1856.13	1905.46	1898.06	1947.39
		60"(1524mm)	JDSL-2460-J L ■ ■	1955.61	2013.16	1997.54	2055.09
		66"(1676mm)	JDSL-2466-J L ■ ■	2055.09	2120.86	2097.02	2162.79
		72"(1829mm)	JDSL-2472-J L ■ ■	2154.57	2228.56	2196.50	2270.49
		78"(1981mm)	JDSL-2478-J L ■ ■	2254.05	2336.26	2295.98	2378.19
		84"(2134mm)	JDSL-2484-J L ■ ■	2353.53	2443.96	2395.46	2485.89
29"(737mm)	30"(762mm)	48"(1219mm)	JDSL-3048-J L ■ ■	\$ 1832.31	\$ 1873.42	\$ 1875.74	\$ 1916.85
		54"(1372mm)	JDSL-3054-J L ■ ■	1931.79	1981.12	1975.22	2024.55
		60"(1524mm)	JDSL-3060-J L ■ ■	2031.27	2088.82	2074.70	2132.25
		66"(1676mm)	JDSL-3066-J L ■ ■	2130.75	2196.52	2174.18	2239.95
		72"(1829mm)	JDSL-3072-J L ■ ■	2230.23	2304.22	2273.66	2347.65
		78"(1981mm)	JDSL-3078-J L ■ ■	2329.71	2411.92	2373.14	2455.35
		84"(2134mm)	JDSL-3084-J L ■ ■	2429.19	2519.62	2472.62	2563.05

# Single Pedestal Desks

## Standard Rectangular

Height	Depth	Width	Number ① ②③	Top - HPL A Trim		Top - HPL B Trim	
				A	B	A	B
<b>End Panel - Wood A</b>							
29"(737mm)	24"(610mm)	48"(1219mm)	JDSL-2448-J W ■ ■	\$ 1951.65	\$ 1992.76	\$2094.64	\$ 2135.75
		54"(1372mm)	JDSL-2454-J W ■ ■	2043.75	2093.08	2186.74	2236.07
		60"(1524mm)	JDSL-2460-J W ■ ■	2135.85	2193.40	2278.84	2336.39
		66"(1676mm)	JDSL-2466-J W ■ ■	2227.95	2293.72	2370.94	2436.71
		72"(1829mm)	JDSL-2472-J W ■ ■	2320.05	2394.04	2463.04	2537.03
		78"(1981mm)	JDSL-2478-J W ■ ■	2412.15	2494.36	2555.14	2637.35
		84"(2134mm)	JDSL-2484-J W ■ ■	2504.25	2594.68	2647.24	2737.67
29"(737mm)	30"(762mm)	48"(1219mm)	JDSL-3048-J W ■ ■	\$2023.23	\$2064.34	\$ 2169.76	\$ 2210.87
		54"(1372mm)	JDSL-3054-J W ■ ■	2115.33	2164.66	2261.86	2311.19
		60"(1524mm)	JDSL-3060-J W ■ ■	2207.43	2264.98	2353.96	2411.51
		66"(1676mm)	JDSL-3066-J W ■ ■	2299.53	2365.30	2446.06	2511.83
		72"(1829mm)	JDSL-3072-J W ■ ■	2391.63	2465.62	2538.16	2612.15
		78"(1981mm)	JDSL-3078-J W ■ ■	2483.73	2565.94	2630.26	2712.47
		84"(2134mm)	JDSL-3084-J W ■ ■	2575.83	2666.26	2722.36	2812.79
<b>End Panel - Wood B</b>							
29"(737mm)	24"(610mm)	48"(1219mm)	JDSL-2448-J W ■ ■	\$2034.86	\$ 2075.97	\$ 2177.85	\$ 2218.96
		54"(1372mm)	JDSL-2454-J W ■ ■	2134.34	2183.67	2277.33	2326.66
		60"(1524mm)	JDSL-2460-J W ■ ■	2233.82	2291.37	2376.81	2434.36
		66"(1676mm)	JDSL-2466-J W ■ ■	2333.30	2399.07	2476.29	2542.06
		72"(1829mm)	JDSL-2472-J W ■ ■	2432.78	2506.77	2575.77	2649.76
		78"(1981mm)	JDSL-2478-J W ■ ■	2532.26	2614.47	2675.25	2757.46
		84"(2134mm)	JDSL-2484-J W ■ ■	2631.74	2722.17	2774.73	2865.16
29"(737mm)	30"(762mm)	48"(1219mm)	JDSL-3048-J W ■ ■	\$ 2110.52	\$ 2151.63	\$ 2257.05	\$2298.16
		54"(1372mm)	JDSL-3054-J W ■ ■	2210.00	2259.33	2356.53	2405.86
		60"(1524mm)	JDSL-3060-J W ■ ■	2309.48	2367.03	2456.01	2513.56
		66"(1676mm)	JDSL-3066-J W ■ ■	2408.96	2474.73	2555.49	2621.26
		72"(1829mm)	JDSL-3072-J W ■ ■	2508.44	2582.43	2654.97	2728.96
		78"(1981mm)	JDSL-3078-J W ■ ■	2607.92	2690.13	2754.45	2836.66
		84"(2134mm)	JDSL-3084-J W ■ ■	2707.40	2797.83	2853.93	2944.36

# Single Pedestal Desks

## Standard Rectangular

Height	Depth	Width	Number ① ② ③	Top - Wood A Trim		Top - Wood B Trim	
				A	B	A	B
<b>End Panel - Steel - Trim A</b>							
29"(737mm)	24"(610mm)	48"(1219mm)	JDSW-2448-K S ■ ■	\$2342.27	\$2383.38	\$ 2413.91	\$ 2455.02
		54"(1372mm)	JDSW-2454-K S ■ ■	2434.37	2483.70	2506.01	2555.34
		60"(1524mm)	JDSW-2460-K S ■ ■	2526.47	2584.02	2598.11	2655.66
		66"(1676mm)	JDSW-2466-K S ■ ■	2618.57	2684.34	2690.21	2755.98
		72"(1829mm)	JDSW-2472-K S ■ ■	2710.67	2784.66	2782.31	2856.30
		78"(1981mm)	JDSW-2478-K S ■ ■	2802.77	2884.98	2874.41	2956.62
		84"(2134mm)	JDSW-2484-K S ■ ■	2894.87	2985.30	2966.51	3056.94
29"(737mm)	30"(762mm)	48"(1219mm)	JDSW-3048-K S ■ ■	\$2442.41	\$2483.52	\$2530.49	\$ 2571.60
		54"(1372mm)	JDSW-3054-K S ■ ■	2534.51	2583.84	2622.59	2671.92
		60"(1524mm)	JDSW-3060-K S ■ ■	2626.61	2684.16	2714.69	2772.24
		66"(1676mm)	JDSW-3066-K S ■ ■	2718.71	2784.48	2806.79	2872.56
		72"(1829mm)	JDSW-3072-K S ■ ■	2810.81	2884.80	2898.89	2972.88
		78"(1981mm)	JDSW-3078-K S ■ ■	2902.91	2985.12	2990.99	3073.20
		84"(2134mm)	JDSW-3084-K S ■ ■	2995.01	3085.44	3083.09	3173.52
<b>End Panel - Steel - Trim B</b>							
29"(737mm)	24"(610mm)	48"(1219mm)	JDSW-2448-K S ■ ■	\$2464.94	\$2506.05	\$ 2536.58	\$ 2577.69
		54"(1372mm)	JDSW-2454-K S ■ ■	2565.80	2615.13	2637.44	2686.77
		60"(1524mm)	JDSW-2460-K S ■ ■	2666.66	2724.21	2738.30	2795.85
		66"(1676mm)	JDSW-2466-K S ■ ■	2767.52	2833.29	2839.16	2904.93
		72"(1829mm)	JDSW-2472-K S ■ ■	2868.38	2942.37	2940.02	3014.01
		78"(1981mm)	JDSW-2478-K S ■ ■	2969.24	3051.45	3040.88	3123.09
		84"(2134mm)	JDSW-2484-K S ■ ■	3070.10	3160.53	3141.74	3232.17
29"(737mm)	30"(762mm)	48"(1219mm)	JDSW-3048-K S ■ ■	\$ 2570.36	\$ 2611.47	\$2658.44	\$2699.55
		54"(1372mm)	JDSW-3054-K S ■ ■	2671.22	2720.55	2759.30	2808.63
		60"(1524mm)	JDSW-3060-K S ■ ■	2772.08	2829.63	2860.16	2917.71
		66"(1676mm)	JDSW-3066-K S ■ ■	2872.94	2938.71	2961.02	3026.79
		72"(1829mm)	JDSW-3072-K S ■ ■	2973.80	3047.79	3061.88	3135.87
		78"(1981mm)	JDSW-3078-K S ■ ■	3074.66	3156.87	3162.74	3244.95
		84"(2134mm)	JDSW-3084-K S ■ ■	3175.52	3265.95	3263.60	3354.03

# Single Pedestal Desks

## Standard Rectangular

Height	Depth	Width	Number ① ② ③	Top - Wood A Trim		Top - Wood B Trim		
				A	B	A	B	
<b>End Panel - HPL A</b>								
29"(737mm)	24"(610mm)	48"(1219mm)	JDSW-2448-K	L	\$ 2164.28	\$2205.39	\$2206.21	\$ 2247.32
		54"(1372mm)	JDSW-2454-K	L	2256.38	2305.71	2298.31	2347.64
		60"(1524mm)	JDSW-2460-K	L	2348.48	2406.03	2390.41	2447.96
		66"(1676mm)	JDSW-2466-K	L	2440.58	2506.35	2482.51	2548.28
		72"(1829mm)	JDSW-2472-K	L	2532.68	2606.67	2574.61	2648.60
		78"(1981mm)	JDSW-2478-K	L	2624.78	2706.99	2666.71	2748.92
		84"(2134mm)	JDSW-2484-K	L	2716.88	2807.31	2758.81	2849.24
		29"(737mm)	30"(762mm)	48"(1219mm)	JDSW-3048-K	L	\$2264.42	\$2305.53
54"(1372mm)	JDSW-3054-K			L	2356.52	2405.85	2399.95	2449.28
60"(1524mm)	JDSW-3060-K			L	2448.62	2506.17	2492.05	2549.60
66"(1676mm)	JDSW-3066-K			L	2540.72	2606.49	2584.15	2649.92
72"(1829mm)	JDSW-3072-K			L	2632.82	2706.81	2676.25	2750.24
78"(1981mm)	JDSW-3078-K			L	2724.92	2807.13	2768.35	2850.56
84"(2134mm)	JDSW-3084-K			L	2817.02	2907.45	2860.45	2950.88
<b>End Panel - HPL B</b>								
29"(737mm)	24"(610mm)	48"(1219mm)	JDSW-2448-K	L	\$2286.95	\$ 2328.06	\$ 2328.88	\$2369.99
		54"(1372mm)	JDSW-2454-K	L	2387.81	2437.14	2429.74	2479.07
		60"(1524mm)	JDSW-2460-K	L	2488.67	2546.22	2530.60	2588.15
		66"(1676mm)	JDSW-2466-K	L	2589.53	2655.30	2631.46	2697.23
		72"(1829mm)	JDSW-2472-K	L	2690.39	2764.38	2732.32	2806.31
		78"(1981mm)	JDSW-2478-K	L	2791.25	2873.46	2833.18	2915.39
		84"(2134mm)	JDSW-2484-K	L	2892.11	2982.54	2934.04	3024.47
		29"(737mm)	30"(762mm)	48"(1219mm)	JDSW-3048-K	L	\$2392.37	\$2433.48
54"(1372mm)	JDSW-3054-K			L	2493.23	2542.56	2536.66	2585.99
60"(1524mm)	JDSW-3060-K			L	2594.09	2651.64	2637.52	2695.07
66"(1676mm)	JDSW-3066-K			L	2694.95	2760.72	2738.38	2804.15
72"(1829mm)	JDSW-3072-K			L	2795.81	2869.80	2839.24	2913.23
78"(1981mm)	JDSW-3078-K			L	2896.67	2978.88	2940.10	3022.31
84"(2134mm)	JDSW-3084-K			L	2997.53	3087.96	3040.96	3131.39

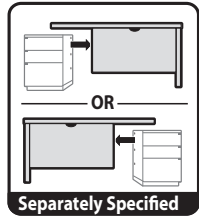
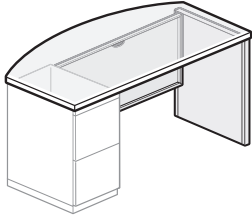
# Single Pedestal Desks

## Standard Rectangular

Height	Depth	Width	Number	① ② ③	Top - Wood A Trim		Top - Wood B Trim	
					A	B	A	B
<b>End Panel - Wood A</b>								
29"(737mm)	24"(610mm)	48"(1219mm)	JDSW-2448-K	W	\$2442.49	\$2483.60	\$2585.48	\$2626.59
		54"(1372mm)	JDSW-2454-K	W	2534.59	2583.92	2677.58	2726.91
		60"(1524mm)	JDSW-2460-K	W	2626.69	2684.24	2769.68	2827.23
		66"(1676mm)	JDSW-2466-K	W	2718.79	2784.56	2861.78	2927.55
		72"(1829mm)	JDSW-2472-K	W	2810.89	2884.88	2953.88	3027.87
		78"(1981mm)	JDSW-2478-K	W	2902.99	2985.20	3045.98	3128.19
		84"(2134mm)	JDSW-2484-K	W	2995.09	3085.52	3138.08	3228.51
29"(737mm)	30"(762mm)	48"(1219mm)	JDSW-3048-K	W	\$2542.63	\$2583.74	\$2689.16	\$2730.27
		54"(1372mm)	JDSW-3054-K	W	2634.73	2684.06	2781.26	2830.59
		60"(1524mm)	JDSW-3060-K	W	2726.83	2784.38	2873.36	2930.91
		66"(1676mm)	JDSW-3066-K	W	2818.93	2884.70	2965.46	3031.23
		72"(1829mm)	JDSW-3072-K	W	2911.03	2985.02	3057.56	3131.55
		78"(1981mm)	JDSW-3078-K	W	3003.13	3085.34	3149.66	3231.87
		84"(2134mm)	JDSW-3084-K	W	3095.23	3185.66	3241.76	3332.19
<b>End Panel - Wood B</b>								
29"(737mm)	24"(610mm)	48"(1219mm)	JDSW-2448-K	W	\$2565.16	\$2606.27	\$2708.15	\$2749.26
		54"(1372mm)	JDSW-2454-K	W	2666.02	2715.35	2809.01	2858.34
		60"(1524mm)	JDSW-2460-K	W	2766.88	2824.43	2909.87	2967.42
		66"(1676mm)	JDSW-2466-K	W	2867.74	2933.51	3010.73	3076.50
		72"(1829mm)	JDSW-2472-K	W	2968.60	3042.59	3111.59	3185.58
		78"(1981mm)	JDSW-2478-K	W	3069.46	3151.67	3212.45	3294.66
		84"(2134mm)	JDSW-2484-K	W	3170.32	3260.75	3313.31	3403.74
29"(737mm)	30"(762mm)	48"(1219mm)	JDSW-3048-K	W	\$2670.58	\$2711.69	\$2817.11	\$2858.22
		54"(1372mm)	JDSW-3054-K	W	2771.44	2820.77	2917.97	2967.30
		60"(1524mm)	JDSW-3060-K	W	2872.30	2929.85	3018.83	3076.38
		66"(1676mm)	JDSW-3066-K	W	2973.16	3038.93	3119.69	3185.46
		72"(1829mm)	JDSW-3072-K	W	3074.02	3148.01	3220.55	3294.54
		78"(1981mm)	JDSW-3078-K	W	3174.88	3257.09	3321.41	3403.62
		84"(2134mm)	JDSW-3084-K	W	3275.74	3366.17	3422.27	3512.70

# Single Pedestal Desks

## Standard Bow Front



JDGL-JAFSDS  
 JDGL-JAFLDS  
 JDGL-JAFWDS  
 JDGW-KAFSDS  
 JDGW-KAFLDS  
 JDGW-KAFWDS  
 (Left-Hand)  
 Class FMI

### Features

- Includes high-pressure laminate (HPL) or wood veneer top, steel, laminate or wood end panel, steel modesty panel, and assembly hardware (pedestal not included).
- Top has 3mm edgeband on user and guest edge, and 1mm edgeband on sides.
- Bow edge on guest side extends 6”(152mm) beyond pedestal and end panel at the center of the desk.
- Modesty panel is available with or without scallop wireway for cable management; scallop is centered at top of modesty panel.
- Desk orientation can be field-changed from left to right or right to left.
- Glides provide 1”(25mm) adjustment range.
- Field assembled.

### Specification Tip

- One X Series desk pedestal must be specified separately; nominal depth of desk pedestal must match nominal depth of desk top.

### To Order, Specify:

1) Product number, including:

#### 1 Pedestal Orientation:

- AF** Left-hand
- FA** Right-hand

#### 2 Modesty Panel Height:

- B** 1/3 Height
- D** 3/4 Height (add **\$108.44** list)
- F** Full Height (add **\$216.86** list)

#### 3 Modesty Panel Cable Management:

- N** No Scallop
- S** Scallop

- Laminate or wood color for top.
- Edge trim color for top (HPL only).
- End panel trim, laminate or wood finish.
- End panel edge color (HPL only)
- Modesty panel trim color.

**Note:** Desk pedestal must be specified separately.

Height	Depth	Width	Number	Top - HPL A Trim		Top - HPL B Trim		
				A	B	A	B	
<b>End Panel - Steel - Trim A</b>								
29”(737mm)	24”(610mm)	48”(1219mm)	JDGL-2448-J	S	\$ 1996.67	\$ 2037.78	\$ 2068.31	\$ 2109.42
		54”(1372mm)	JDGL-2454-J	S	2088.77	2138.10	2160.41	2209.74
		60”(1524mm)	JDGL-2460-J	S	2180.87	2238.42	2252.51	2310.06
		66”(1676mm)	JDGL-2466-J	S	2272.97	2338.74	2344.61	2410.38
		72”(1829mm)	JDGL-2472-J	S	2365.07	2439.06	2436.71	2510.70
		78”(1981mm)	JDGL-2478-J	S	2457.17	2539.38	2528.81	2611.02
		84”(2134mm)	JDGL-2484-J	S	2549.27	2639.70	2620.91	2711.34
29”(737mm)	30”(762mm)	48”(1219mm)	JDGL-3048-J	S	\$2068.25	\$ 2109.36	\$ 2156.33	\$ 2197.44
		54”(1372mm)	JDGL-3054-J	S	2160.35	2209.68	2248.43	2297.76
		60”(1524mm)	JDGL-3060-J	S	2252.45	2310.00	2340.53	2398.08
		66”(1676mm)	JDGL-3066-J	S	2344.55	2410.32	2432.63	2498.40
		72”(1829mm)	JDGL-3072-J	S	2436.65	2510.64	2524.73	2598.72
		78”(1981mm)	JDGL-3078-J	S	2528.75	2610.96	2616.83	2699.04
		84”(2134mm)	JDGL-3084-J	S	2620.85	2711.28	2708.93	2799.36
<b>End Panel - Steel - Trim B</b>								
29”(737mm)	24”(610mm)	48”(1219mm)	JDGL-2448-J	S	\$ 2091.49	\$ 2132.60	\$ 2163.13	\$2204.24
		54”(1372mm)	JDGL-2454-J	S	2190.97	2240.30	2262.61	2311.94
		60”(1524mm)	JDGL-2460-J	S	2290.45	2348.00	2362.09	2419.64
		66”(1676mm)	JDGL-2466-J	S	2389.93	2455.70	2461.57	2527.34
		72”(1829mm)	JDGL-2472-J	S	2489.41	2563.40	2561.05	2635.04
		78”(1981mm)	JDGL-2478-J	S	2588.89	2671.10	2660.53	2742.74
		84”(2134mm)	JDGL-2484-J	S	2688.37	2778.80	2760.01	2850.44
29”(737mm)	30”(762mm)	48”(1219mm)	JDGL-3048-J	S	\$ 2167.15	\$2208.26	\$ 2255.23	\$2296.34
		54”(1372mm)	JDGL-3054-J	S	2266.63	2315.96	2354.71	2404.04
		60”(1524mm)	JDGL-3060-J	S	2366.11	2423.66	2454.19	2511.74
		66”(1676mm)	JDGL-3066-J	S	2465.59	2531.36	2553.67	2619.44
		72”(1829mm)	JDGL-3072-J	S	2565.07	2639.06	2653.15	2727.14
		78”(1981mm)	JDGL-3078-J	S	2664.55	2746.76	2752.63	2834.84
		84”(2134mm)	JDGL-3084-J	S	2764.03	2854.46	2852.11	2942.54

# Single Pedestal Desks

## Standard Bow Front

Height	Depth	Width	Number	①	②	③	Top - HPL A Trim		Top - HPL B Trim	
							A	B	A	B
<b>End Panel - HPL A</b>										
29"(737mm)	24"(610mm)	48"(1219mm)	JDGL-2448-J	L			\$ 1818.68	\$ 1859.79	\$ 1860.61	\$ 1901.72
		54"(1372mm)	JDGL-2454-J	L			1910.78	1960.11	1952.71	2002.04
		60"(1524mm)	JDGL-2460-J	L			2002.88	2060.43	2044.81	2102.36
		66"(1676mm)	JDGL-2466-J	L			2094.98	2160.75	2136.91	2202.68
		72"(1829mm)	JDGL-2472-J	L			2187.08	2261.07	2229.01	2303.00
		78"(1981mm)	JDGL-2478-J	L			2279.18	2361.39	2321.11	2403.32
		84"(2134mm)	JDGL-2484-J	L			2371.28	2461.71	2413.21	2503.64
29"(737mm)	30"(762mm)	48"(1219mm)	JDGL-3048-J	L			\$ 1890.26	\$ 1931.37	\$ 1933.69	\$ 1974.80
		54"(1372mm)	JDGL-3054-J	L			1982.36	2031.69	2025.79	2075.12
		60"(1524mm)	JDGL-3060-J	L			2074.46	2132.01	2117.89	2175.44
		66"(1676mm)	JDGL-3066-J	L			2166.56	2232.33	2209.99	2275.76
		72"(1829mm)	JDGL-3072-J	L			2258.66	2332.65	2302.09	2376.08
		78"(1981mm)	JDGL-3078-J	L			2350.76	2432.97	2394.19	2476.40
		84"(2134mm)	JDGL-3084-J	L			2442.86	2533.29	2486.29	2576.72
<b>End Panel - HPL B</b>										
29"(737mm)	24"(610mm)	48"(1219mm)	JDGL-2448-J	L			\$ 1913.50	\$ 1954.61	\$ 1955.43	\$ 1996.54
		54"(1372mm)	JDGL-2454-J	L			2012.98	2062.31	2054.91	2104.24
		60"(1524mm)	JDGL-2460-J	L			2112.46	2170.01	2154.39	2211.94
		66"(1676mm)	JDGL-2466-J	L			2211.94	2277.71	2253.87	2319.64
		72"(1829mm)	JDGL-2472-J	L			2311.42	2385.41	2353.35	2427.34
		78"(1981mm)	JDGL-2478-J	L			2410.90	2493.11	2452.83	2535.04
		84"(2134mm)	JDGL-2484-J	L			2510.38	2600.81	2552.31	2642.74
29"(737mm)	30"(762mm)	48"(1219mm)	JDGL-3048-J	L			\$ 1989.16	\$ 2030.27	\$ 2032.59	\$ 2073.70
		54"(1372mm)	JDGL-3054-J	L			2088.64	2137.97	2132.07	2181.40
		60"(1524mm)	JDGL-3060-J	L			2188.12	2245.67	2231.55	2289.10
		66"(1676mm)	JDGL-3066-J	L			2287.60	2353.37	2331.03	2396.80
		72"(1829mm)	JDGL-3072-J	L			2387.08	2461.07	2430.51	2504.50
		78"(1981mm)	JDGL-3078-J	L			2486.56	2568.77	2529.99	2612.20
		84"(2134mm)	JDGL-3084-J	L			2586.04	2676.47	2629.47	2719.90

# Single Pedestal Desks

## Standard Bow Front

Height	Depth	Width	Number	①	②	③	Top - HPL A Trim		Top - HPL B Trim	
							A	B	A	B
<b>End Panel - Wood A</b>										
29"(737mm)	24"(610mm)	48"(1219mm)	JDGL-2448-J	W			\$2096.89	\$ 2138.00	\$2239.88	\$2280.99
		54"(1372mm)	JDGL-2454-J	W			2188.99	2238.32	2331.98	2381.31
		60"(1524mm)	JDGL-2460-J	W			2281.09	2338.64	2424.08	2481.63
		66"(1676mm)	JDGL-2466-J	W			2373.19	2438.96	2516.18	2581.95
		72"(1829mm)	JDGL-2472-J	W			2465.29	2539.28	2608.28	2682.27
		78"(1981mm)	JDGL-2478-J	W			2557.39	2639.60	2700.38	2782.59
		84"(2134mm)	JDGL-2484-J	W			2649.49	2739.92	2792.48	2882.91
29"(737mm)	30"(762mm)	48"(1219mm)	JDGL-3048-J	W			\$ 2168.47	\$2209.58	\$ 2315.00	\$2356.11
		54"(1372mm)	JDGL-3054-J	W			2260.57	2309.90	2407.10	2456.43
		60"(1524mm)	JDGL-3060-J	W			2352.67	2410.22	2499.20	2556.75
		66"(1676mm)	JDGL-3066-J	W			2444.77	2510.54	2591.30	2657.07
		72"(1829mm)	JDGL-3072-J	W			2536.87	2610.86	2683.40	2757.39
		78"(1981mm)	JDGL-3078-J	W			2628.97	2711.18	2775.50	2857.71
		84"(2134mm)	JDGL-3084-J	W			2721.07	2811.50	2867.60	2958.03
<b>End Panel - Wood B</b>										
29"(737mm)	24"(610mm)	48"(1219mm)	JDGL-2448-J	W			\$ 2191.71	\$2232.82	\$2334.70	\$ 2375.81
		54"(1372mm)	JDGL-2454-J	W			2291.19	2340.52	2434.18	2483.51
		60"(1524mm)	JDGL-2460-J	W			2390.67	2448.22	2533.66	2591.21
		66"(1676mm)	JDGL-2466-J	W			2490.15	2555.92	2633.14	2698.91
		72"(1829mm)	JDGL-2472-J	W			2589.63	2663.62	2732.62	2806.61
		78"(1981mm)	JDGL-2478-J	W			2689.11	2771.32	2832.10	2914.31
		84"(2134mm)	JDGL-2484-J	W			2788.59	2879.02	2931.58	3022.01
29"(737mm)	30"(762mm)	48"(1219mm)	JDGL-3048-J	W			\$ 2267.37	\$2308.48	\$ 2413.90	\$2455.01
		54"(1372mm)	JDGL-3054-J	W			2366.85	2416.18	2513.38	2562.71
		60"(1524mm)	JDGL-3060-J	W			2466.33	2523.88	2612.86	2670.41
		66"(1676mm)	JDGL-3066-J	W			2565.81	2631.58	2712.34	2778.11
		72"(1829mm)	JDGL-3072-J	W			2665.29	2739.28	2811.82	2885.81
		78"(1981mm)	JDGL-3078-J	W			2764.77	2846.98	2911.30	2993.51
		84"(2134mm)	JDGL-3084-J	W			2864.25	2954.68	3010.78	3101.21

# Single Pedestal Desks

## Standard Bow Front

Height	Depth	Width	Number	① ② ③	Top - Wood A Trim		Top - Wood B Trim	
					A	B	A	B
<b>End Panel - Steel A</b>								
29"(737mm)	24"(610mm)	48"(1219mm)	JDGW-2448-K	S	\$ 2516.15	\$ 2557.26	\$ 2587.79	\$ 2628.90
		54"(1372mm)	JDGW-2454-K	S	2608.25	2657.58	2679.89	2729.22
		60"(1524mm)	JDGW-2460-K	S	2700.35	2757.90	2771.99	2829.54
		66"(1676mm)	JDGW-2466-K	S	2792.45	2858.22	2864.09	2929.86
		72"(1829mm)	JDGW-2472-K	S	2884.55	2958.54	2956.19	3030.18
		78"(1981mm)	JDGW-2478-K	S	2976.65	3058.86	3048.29	3130.50
		84"(2134mm)	JDGW-2484-K	S	3068.75	3159.18	3140.39	3230.82
29"(737mm)	30"(762mm)	48"(1219mm)	JDGW-3048-K	S	\$ 2616.29	\$ 2657.40	\$ 2704.37	\$ 2745.48
		54"(1372mm)	JDGW-3054-K	S	2708.39	2757.72	2796.47	2845.80
		60"(1524mm)	JDGW-3060-K	S	2800.49	2858.04	2888.57	2946.12
		66"(1676mm)	JDGW-3066-K	S	2892.59	2958.36	2980.67	3046.44
		72"(1829mm)	JDGW-3072-K	S	2984.69	3058.68	3072.77	3146.76
		78"(1981mm)	JDGW-3078-K	S	3076.79	3159.00	3164.87	3247.08
		84"(2134mm)	JDGW-3084-K	S	3168.89	3259.32	3256.97	3347.40
<b>End Panel - Steel B</b>								
29"(737mm)	24"(610mm)	48"(1219mm)	JDGW-2448-K	S	\$ 2669.74	\$ 2710.85	\$ 2741.38	\$ 2782.49
		54"(1372mm)	JDGW-2454-K	S	2770.60	2819.93	2842.24	2891.57
		60"(1524mm)	JDGW-2460-K	S	2871.46	2929.01	2943.10	3000.65
		66"(1676mm)	JDGW-2466-K	S	2972.32	3038.09	3043.96	3109.73
		72"(1829mm)	JDGW-2472-K	S	3073.18	3147.17	3144.82	3218.81
		78"(1981mm)	JDGW-2478-K	S	3174.04	3256.25	3245.68	3327.89
		84"(2134mm)	JDGW-2484-K	S	3274.90	3365.33	3346.54	3436.97
29"(737mm)	30"(762mm)	48"(1219mm)	JDGW-3048-K	S	\$ 2775.16	\$ 2816.27	\$ 2863.24	\$ 2904.35
		54"(1372mm)	JDGW-3054-K	S	2876.02	2925.35	2964.10	3013.43
		60"(1524mm)	JDGW-3060-K	S	2976.88	3034.43	3064.96	3122.51
		66"(1676mm)	JDGW-3066-K	S	3077.74	3143.51	3165.82	3231.59
		72"(1829mm)	JDGW-3072-K	S	3178.60	3252.59	3266.68	3340.67
		78"(1981mm)	JDGW-3078-K	S	3279.46	3361.67	3367.54	3449.75
		84"(2134mm)	JDGW-3084-K	S	3380.32	3470.75	3468.40	3558.83

# Single Pedestal Desks

## Standard Bow Front

Height	Depth	Width	Number	① ②③	Top - Wood A Trim		Top - Wood B Trim	
					A	B	A	B
<b>End Panel - HPL A</b>								
29"(737mm)	24"(610mm)	48"(1219mm)	JDGW-2448-K	L	\$ 2338.16	\$ 2379.27	\$ 2380.09	\$ 2421.20
		54"(1372mm)	JDGW-2454-K	L	2430.26	2479.59	2472.19	2521.52
		60"(1524mm)	JDGW-2460-K	L	2522.36	2579.91	2564.29	2621.84
		66"(1676mm)	JDGW-2466-K	L	2614.46	2680.23	2656.39	2722.16
		72"(1829mm)	JDGW-2472-K	L	2706.56	2780.55	2748.49	2822.48
		78"(1981mm)	JDGW-2478-K	L	2798.66	2880.87	2840.59	2922.80
		84"(2134mm)	JDGW-2484-K	L	2890.76	2981.19	2932.69	3023.12
29"(737mm)	30"(762mm)	48"(1219mm)	JDGW-3048-K	L	\$ 2438.30	\$ 2479.41	\$ 2481.73	\$ 2522.84
		54"(1372mm)	JDGW-3054-K	L	2530.40	2579.73	2573.83	2623.16
		60"(1524mm)	JDGW-3060-K	L	2622.50	2680.05	2665.93	2723.48
		66"(1676mm)	JDGW-3066-K	L	2714.60	2780.37	2758.03	2823.80
		72"(1829mm)	JDGW-3072-K	L	2806.70	2880.69	2850.13	2924.12
		78"(1981mm)	JDGW-3078-K	L	2898.80	2981.01	2942.23	3024.44
		84"(2134mm)	JDGW-3084-K	L	2990.90	3081.33	3034.33	3124.76
<b>End Panel - HPL B</b>								
29"(737mm)	24"(610mm)	48"(1219mm)	JDGW-2448-K	L	\$ 2491.75	\$ 2532.86	\$ 2533.68	\$ 2574.79
		54"(1372mm)	JDGW-2454-K	L	2592.61	2641.94	2634.54	2683.87
		60"(1524mm)	JDGW-2460-K	L	2693.47	2751.02	2735.40	2792.95
		66"(1676mm)	JDGW-2466-K	L	2794.33	2860.10	2836.26	2902.03
		72"(1829mm)	JDGW-2472-K	L	2895.19	2969.18	2937.12	3011.11
		78"(1981mm)	JDGW-2478-K	L	2996.05	3078.26	3037.98	3120.19
		84"(2134mm)	JDGW-2484-K	L	3096.91	3187.34	3138.84	3229.27
29"(737mm)	30"(762mm)	48"(1219mm)	JDGW-3048-K	L	\$ 2597.17	\$ 2638.28	\$ 2640.60	\$ 2681.71
		54"(1372mm)	JDGW-3054-K	L	2698.03	2747.36	2741.46	2790.79
		60"(1524mm)	JDGW-3060-K	L	2798.89	2856.44	2842.32	2899.87
		66"(1676mm)	JDGW-3066-K	L	2899.75	2965.52	2943.18	3008.95
		72"(1829mm)	JDGW-3072-K	L	3000.61	3074.60	3044.04	3118.03
		78"(1981mm)	JDGW-3078-K	L	3101.47	3183.68	3144.90	3227.11
		84"(2134mm)	JDGW-3084-K	L	3202.33	3292.76	3245.76	3336.19

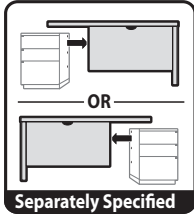
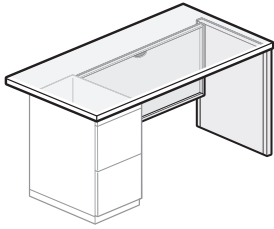
# Single Pedestal Desks

## Standard Bow Front

Height	Depth	Width	Number	① ② ③	Top - Wood A Trim		Top - Wood B Trim	
					A	B	A	B
<b>End Panel - Wood A</b>								
29"(737mm)	24"(610mm)	48"(1219mm)	JDGW-2448-K	W	\$ 2616.37	\$ 2657.48	\$ 2759.36	\$ 2800.47
		54"(1372mm)	JDGW-2454-K	W	2708.47	2757.80	2851.46	2900.79
		60"(1524mm)	JDGW-2460-K	W	2800.57	2858.12	2943.56	3001.11
		66"(1676mm)	JDGW-2466-K	W	2892.67	2958.44	3035.66	3101.43
		72"(1829mm)	JDGW-2472-K	W	2984.77	3058.76	3127.76	3201.75
		78"(1981mm)	JDGW-2478-K	W	3076.87	3159.08	3219.86	3302.07
		84"(2134mm)	JDGW-2484-K	W	3168.97	3259.40	3311.96	3402.39
29"(737mm)	30"(762mm)	48"(1219mm)	JDGW-3048-K	W	\$ 2716.51	\$ 2757.62	\$ 2863.04	\$ 2904.15
		54"(1372mm)	JDGW-3054-K	W	2808.61	2857.94	2955.14	3004.47
		60"(1524mm)	JDGW-3060-K	W	2900.71	2958.26	3047.24	3104.79
		66"(1676mm)	JDGW-3066-K	W	2992.81	3058.58	3139.34	3205.11
		72"(1829mm)	JDGW-3072-K	W	3084.91	3158.90	3231.44	3305.43
		78"(1981mm)	JDGW-3078-K	W	3177.01	3259.22	3323.54	3405.75
		84"(2134mm)	JDGW-3084-K	W	3269.11	3359.54	3415.64	3506.07
<b>End Panel - Wood B</b>								
29"(737mm)	24"(610mm)	48"(1219mm)	JDGW-2448-K	W	\$ 2769.96	\$ 2811.07	\$ 2912.95	\$ 2954.06
		54"(1372mm)	JDGW-2454-K	W	2870.82	2920.15	3013.81	3063.14
		60"(1524mm)	JDGW-2460-K	W	2971.68	3029.23	3114.67	3172.22
		66"(1676mm)	JDGW-2466-K	W	3072.54	3138.31	3215.53	3281.30
		72"(1829mm)	JDGW-2472-K	W	3173.40	3247.39	3316.39	3390.38
		78"(1981mm)	JDGW-2478-K	W	3274.26	3356.47	3417.25	3499.46
		84"(2134mm)	JDGW-2484-K	W	3375.12	3465.55	3518.11	3608.54
29"(737mm)	30"(762mm)	48"(1219mm)	JDGW-3048-K	W	\$ 2875.38	\$ 2916.49	\$ 3021.91	\$ 3063.02
		54"(1372mm)	JDGW-3054-K	W	2976.24	3025.57	3122.77	3172.10
		60"(1524mm)	JDGW-3060-K	W	3077.10	3134.65	3223.63	3281.18
		66"(1676mm)	JDGW-3066-K	W	3177.96	3243.73	3324.49	3390.26
		72"(1829mm)	JDGW-3072-K	W	3278.82	3352.81	3425.35	3499.34
		78"(1981mm)	JDGW-3078-K	W	3379.68	3461.89	3526.21	3608.42
		84"(2134mm)	JDGW-3084-K	W	3480.54	3570.97	3627.07	3717.50

# Single Pedestal Desks

## Executive Rectangular



JDXL-JAFSDS  
 JDLSL-JAFDLS  
 JDXL-JAFWDS  
 JDXW-KAFSDS  
 JDXW-KAFDLS  
 JDXW-KAFWDS  
 (Left-Hand)  
 Class FM1

### Features

- Includes high-pressure laminate (HPL) or wood veneer top, steel, laminate or wood end panel, steel modesty panel, and assembly hardware (pedestal not included).
- Top has 3mm edgeband on user and guest edge, and 1mm edgeband on sides.
- Edge on guest side extends 6”(152mm) beyond pedestal and end panel along the entire width of the desk.
- Modesty panel is available with or without scallop wireway for cable management; scallop is centered at top of modesty panel.
- Desk orientation can be field-changed from left to right or right to left.
- Glides provide 1”(25mm) adjustment range.
- Field assembled.

### Specification Tip

- One X Series desk pedestal must be specified separately; nominal depth of desk pedestal must be 6”(152mm) less than nominal depth of desk top. See table.

### Desk/Pedestal Nominal Depths

Desk Depth	Pedestal Depth
30”(762mm)	24”(610mm)
36”(914mm)	30”(762mm)

### To Order, Specify:

1) Product number, including:

#### 1 Pedestal Orientation:

- AF** Left-hand
- FA** Right-hand

#### 2 Modesty Panel Height:

- B** 1/3 Height
- D** 3/4 Height (add **\$108.44** list)
- F** Full Height (add **\$216.86** list)

#### 3 Modesty Panel Cable Management:

- N** No Scallop
- S** Scallop

- Laminate or wood color for top.
- Edge trim color for top (HPL only).
- End panel trim, laminate or wood finish.
- End panel edge color (HPL only).
- Modesty panel trim color.

**Note:** Desk pedestal must be specified separately.

Height	Depth	Width	Number	Top - HPL A Trim		Top - HPL B Trim		
				1	2 3	A	B	
<b>End Panel - Steel - Trim A</b>								
29”(737mm)	30”(762mm)	48”(1219mm)	JDXL-3048-J	S	\$ 1923.01	\$ 1964.12	\$ 2011.09	\$2052.20
		54”(1372mm)	JDXL-3054-J	S	2015.11	2064.44	2103.19	2152.52
		60”(1524mm)	JDXL-3060-J	S	2107.21	2164.76	2195.29	2252.84
		66”(1676mm)	JDXL-3066-J	S	2199.31	2265.08	2287.39	2353.16
		72”(1829mm)	JDXL-3072-J	S	2291.41	2365.40	2379.49	2453.48
		78”(1981mm)	JDXL-3078-J	S	2383.51	2465.72	2471.59	2553.80
		84”(2134mm)	JDXL-3084-J	S	2475.61	2566.04	2563.69	2654.12
29”(737mm)	36”(914mm)	48”(1219mm)	JDXL-3648-J	S	\$ 1994.59	\$2035.70	\$2099.11	\$ 2140.22
		54”(1372mm)	JDXL-3654-J	S	2086.69	2136.02	2191.21	2240.54
		60”(1524mm)	JDXL-3660-J	S	2178.79	2236.34	2283.31	2340.86
		66”(1676mm)	JDXL-3666-J	S	2270.89	2336.66	2375.41	2441.18
		72”(1829mm)	JDXL-3672-J	S	2362.99	2436.98	2467.51	2541.50
		78”(1981mm)	JDXL-3678-J	S	2455.09	2537.30	2559.61	2641.82
		84”(2134mm)	JDXL-3684-J	S	2547.19	2637.62	2651.71	2742.14
<b>End Panel - Steel - Trim B</b>								
29”(737mm)	30”(762mm)	48”(1219mm)	JDXL-3048-J	S	\$ 2010.30	\$ 2051.41	\$2098.38	\$ 2139.49
		54”(1372mm)	JDXL-3054-J	S	2109.78	2159.11	2197.86	2247.19
		60”(1524mm)	JDXL-3060-J	S	2209.26	2266.81	2297.34	2354.89
		66”(1676mm)	JDXL-3066-J	S	2308.74	2374.51	2396.82	2462.59
		72”(1829mm)	JDXL-3072-J	S	2408.22	2482.21	2496.30	2570.29
		78”(1981mm)	JDXL-3078-J	S	2507.70	2589.91	2595.78	2677.99
		84”(2134mm)	JDXL-3084-J	S	2607.18	2697.61	2695.26	2785.69
29”(737mm)	36”(914mm)	48”(1219mm)	JDXL-3648-J	S	\$2085.96	\$ 2127.07	\$ 2190.48	\$ 2231.59
		54”(1372mm)	JDXL-3654-J	S	2185.44	2234.77	2289.96	2339.29
		60”(1524mm)	JDXL-3660-J	S	2284.92	2342.47	2389.44	2446.99
		66”(1676mm)	JDXL-3666-J	S	2384.40	2450.17	2488.92	2554.69
		72”(1829mm)	JDXL-3672-J	S	2483.88	2557.87	2588.40	2662.39
		78”(1981mm)	JDXL-3678-J	S	2583.36	2665.57	2687.88	2770.09
		84”(2134mm)	JDXL-3684-J	S	2682.84	2773.27	2787.36	2877.79

# Single Pedestal Desks

## Executive Rectangular

Height	Depth	Width	Number ① ② ③	Top - HPL A Trim		Top - HPL B Trim	
				A	B	A	B
<b>End Panel - HPL A</b>							
29"(737mm)	30"(762mm)	48"(1219mm)	JDXL-3048-J L ■ ■ ■	\$ 1745.02	\$ 1786.13	\$ 1788.45	\$ 1829.56
		54"(1372mm)	JDXL-3054-J L ■ ■ ■	1837.12	1886.45	1880.55	1929.88
		60"(1524mm)	JDXL-3060-J L ■ ■ ■	1929.22	1986.77	1972.65	2030.20
		66"(1676mm)	JDXL-3066-J L ■ ■ ■	2021.32	2087.09	2064.75	2130.52
		72"(1829mm)	JDXL-3072-J L ■ ■ ■	2113.42	2187.41	2156.85	2230.84
		78"(1981mm)	JDXL-3078-J L ■ ■ ■	2205.52	2287.73	2248.95	2331.16
		84"(2134mm)	JDXL-3084-J L ■ ■ ■	2297.62	2388.05	2341.05	2431.48
29"(737mm)	36"(914mm)	48"(1219mm)	JDXL-3648-J L ■ ■ ■	\$ 1816.60	\$ 1857.71	\$ 1861.53	\$ 1902.64
		54"(1372mm)	JDXL-3654-J L ■ ■ ■	1908.70	1958.03	1953.63	2002.96
		60"(1524mm)	JDXL-3660-J L ■ ■ ■	2000.80	2058.35	2045.73	2103.28
		66"(1676mm)	JDXL-3666-J L ■ ■ ■	2092.90	2158.67	2137.83	2203.60
		72"(1829mm)	JDXL-3672-J L ■ ■ ■	2185.00	2258.99	2229.93	2303.92
		78"(1981mm)	JDXL-3678-J L ■ ■ ■	2277.10	2359.31	2322.03	2404.24
		84"(2134mm)	JDXL-3684-J L ■ ■ ■	2369.20	2459.63	2414.13	2504.56
<b>End Panel - HPL B</b>							
29"(737mm)	30"(762mm)	48"(1219mm)	JDXL-3048-J L ■ ■ ■	\$ 1832.31	\$ 1873.42	\$ 1875.74	\$ 1916.85
		54"(1372mm)	JDXL-3054-J L ■ ■ ■	1931.79	1981.12	1975.22	2024.55
		60"(1524mm)	JDXL-3060-J L ■ ■ ■	2031.27	2088.82	2074.70	2132.25
		66"(1676mm)	JDXL-3066-J L ■ ■ ■	2130.75	2196.52	2174.18	2239.95
		72"(1829mm)	JDXL-3072-J L ■ ■ ■	2230.23	2304.22	2273.66	2347.65
		78"(1981mm)	JDXL-3078-J L ■ ■ ■	2329.71	2411.92	2373.14	2455.35
		84"(2134mm)	JDXL-3084-J L ■ ■ ■	2429.19	2519.62	2472.62	2563.05
29"(737mm)	36"(914mm)	48"(1219mm)	JDXL-3648-J L ■ ■ ■	\$ 1907.97	\$ 1949.08	\$ 1952.90	\$ 1994.01
		54"(1372mm)	JDXL-3654-J L ■ ■ ■	2007.45	2056.78	2052.38	2101.71
		60"(1524mm)	JDXL-3660-J L ■ ■ ■	2106.93	2164.48	2151.86	2209.41
		66"(1676mm)	JDXL-3666-J L ■ ■ ■	2206.41	2272.18	2251.34	2317.11
		72"(1829mm)	JDXL-3672-J L ■ ■ ■	2305.89	2379.88	2350.82	2424.81
		78"(1981mm)	JDXL-3678-J L ■ ■ ■	2405.37	2487.58	2450.30	2532.51
		84"(2134mm)	JDXL-3684-J L ■ ■ ■	2504.85	2595.28	2549.78	2640.21

# Single Pedestal Desks

## Executive Rectangular

Height	Depth	Width	Number	①	②	③	Top - HPL A Trim		Top - HPL B Trim	
							A	B	A	B
<b>End Panel - Wood A</b>										
29"(737mm)	30"(762mm)	48"(1219mm)	JDXL-3048-J	■	■	■	\$2023.23	\$2064.34	\$ 2169.76	\$ 2210.87
		54"(1372mm)	JDXL-3054-J	■	■	■	2115.33	2164.66	2261.86	2311.19
		60"(1524mm)	JDXL-3060-J	■	■	■	2207.43	2264.98	2353.96	2411.51
		66"(1676mm)	JDXL-3066-J	■	■	■	2299.53	2365.30	2446.06	2511.83
		72"(1829mm)	JDXL-3072-J	■	■	■	2391.63	2465.62	2538.16	2612.15
		78"(1981mm)	JDXL-3078-J	■	■	■	2483.73	2565.94	2630.26	2712.47
		84"(2134mm)	JDXL-3084-J	■	■	■	2575.83	2666.26	2722.36	2812.79
29"(737mm)	36"(914mm)	48"(1219mm)	JDXL-3648-J	■	■	■	\$2094.81	\$ 2135.92	\$2244.88	\$2285.99
		54"(1372mm)	JDXL-3654-J	■	■	■	2186.91	2236.24	2336.98	2386.31
		60"(1524mm)	JDXL-3660-J	■	■	■	2279.01	2336.56	2429.08	2486.63
		66"(1676mm)	JDXL-3666-J	■	■	■	2371.11	2436.88	2521.18	2586.95
		72"(1829mm)	JDXL-3672-J	■	■	■	2463.21	2537.20	2613.28	2687.27
		78"(1981mm)	JDXL-3678-J	■	■	■	2555.31	2637.52	2705.38	2787.59
		84"(2134mm)	JDXL-3684-J	■	■	■	2647.41	2737.84	2797.48	2887.91
<b>End Panel - Wood B</b>										
29"(737mm)	30"(762mm)	48"(1219mm)	JDXL-3048-J	■	■	■	\$ 2110.52	\$ 2151.63	\$ 2257.05	\$2298.16
		54"(1372mm)	JDXL-3054-J	■	■	■	2210.00	2259.33	2356.53	2405.86
		60"(1524mm)	JDXL-3060-J	■	■	■	2309.48	2367.03	2456.01	2513.56
		66"(1676mm)	JDXL-3066-J	■	■	■	2408.96	2474.73	2555.49	2621.26
		72"(1829mm)	JDXL-3072-J	■	■	■	2508.44	2582.43	2654.97	2728.96
		78"(1981mm)	JDXL-3078-J	■	■	■	2607.92	2690.13	2754.45	2836.66
		84"(2134mm)	JDXL-3084-J	■	■	■	2707.40	2797.83	2853.93	2944.36
29"(737mm)	36"(914mm)	48"(1219mm)	JDXL-3648-J	■	■	■	\$ 2186.18	\$ 2227.29	\$2336.25	\$ 2377.36
		54"(1372mm)	JDXL-3654-J	■	■	■	2285.66	2334.99	2435.73	2485.06
		60"(1524mm)	JDXL-3660-J	■	■	■	2385.14	2442.69	2535.21	2592.76
		66"(1676mm)	JDXL-3666-J	■	■	■	2484.62	2550.39	2634.69	2700.46
		72"(1829mm)	JDXL-3672-J	■	■	■	2584.10	2658.09	2734.17	2808.16
		78"(1981mm)	JDXL-3678-J	■	■	■	2683.58	2765.79	2833.65	2915.86
		84"(2134mm)	JDXL-3684-J	■	■	■	2783.06	2873.49	2933.13	3023.56

# Single Pedestal Desks

## Executive Rectangular

Height	Depth	Width	Number	① ②③	Top - Wood A Trim		Top - Wood B Trim	
					A	B	A	B
<b>End Panel - Steel A</b>								
29"(737mm)	30"(762mm)	48"(1219mm)	JDXW-3048-K	S	\$2442.41	\$2483.52	\$2530.49	\$2571.60
		54"(1372mm)	JDXW-3054-K	S	2534.51	2583.84	2622.59	2671.92
		60"(1524mm)	JDXW-3060-K	S	2626.61	2684.16	2714.69	2772.24
		66"(1676mm)	JDXW-3066-K	S	2718.71	2784.48	2806.79	2872.56
		72"(1829mm)	JDXW-3072-K	S	2810.81	2884.80	2898.89	2972.88
		78"(1981mm)	JDXW-3078-K	S	2902.91	2985.12	2990.99	3073.20
		84"(2134mm)	JDXW-3084-K	S	2995.01	3085.44	3083.09	3173.52
29"(737mm)	36"(914mm)	48"(1219mm)	JDXW-3648-K	S	\$2542.55	\$2583.66	\$2647.07	\$2688.18
		54"(1372mm)	JDXW-3654-K	S	2634.65	2683.98	2739.17	2788.50
		60"(1524mm)	JDXW-3660-K	S	2726.75	2784.30	2831.27	2888.82
		66"(1676mm)	JDXW-3666-K	S	2818.85	2884.62	2923.37	2989.14
		72"(1829mm)	JDXW-3672-K	S	2910.95	2984.94	3015.47	3089.46
		78"(1981mm)	JDXW-3678-K	S	3003.05	3085.26	3107.57	3189.78
		84"(2134mm)	JDXW-3684-K	S	3095.15	3185.58	3199.67	3290.10
<b>End Panel - Steel B</b>								
29"(737mm)	30"(762mm)	48"(1219mm)	JDXW-3048-K	S	\$2570.36	\$2611.47	\$2658.44	\$2699.55
		54"(1372mm)	JDXW-3054-K	S	2671.22	2720.55	2759.30	2808.63
		60"(1524mm)	JDXW-3060-K	S	2772.08	2829.63	2860.16	2917.71
		66"(1676mm)	JDXW-3066-K	S	2872.94	2938.71	2961.02	3026.79
		72"(1829mm)	JDXW-3072-K	S	2973.80	3047.79	3061.88	3135.87
		78"(1981mm)	JDXW-3078-K	S	3074.66	3156.87	3162.74	3244.95
		84"(2134mm)	JDXW-3084-K	S	3175.52	3265.95	3263.60	3354.03
29"(737mm)	36"(914mm)	48"(1219mm)	JDXW-3648-K	S	\$2675.78	\$2716.89	\$2780.30	\$2821.41
		54"(1372mm)	JDXW-3654-K	S	2776.64	2825.97	2881.16	2930.49
		60"(1524mm)	JDXW-3660-K	S	2877.50	2935.05	2982.02	3039.57
		66"(1676mm)	JDXW-3666-K	S	2978.36	3044.13	3082.88	3148.65
		72"(1829mm)	JDXW-3672-K	S	3079.22	3153.21	3183.74	3257.73
		78"(1981mm)	JDXW-3678-K	S	3180.08	3262.29	3284.60	3366.81
		84"(2134mm)	JDXW-3684-K	S	3280.94	3371.37	3385.46	3475.89

# Single Pedestal Desks

## Executive Rectangular

Height	Depth	Width	Number	① ②③	Top - Wood A Trim		Top - Wood B Trim	
					A	B	A	B
<b>End Panel - HPL A</b>								
29"(737mm)	30"(762mm)	48"(1219mm)	JDXW-3048-K	L	\$ 2264.42	\$2305.53	\$ 2307.85	\$2348.96
		54"(1372mm)	JDXW-3054-K	L	2356.52	2405.85	2399.95	2449.28
		60"(1524mm)	JDXW-3060-K	L	2448.62	2506.17	2492.05	2549.60
		66"(1676mm)	JDXW-3066-K	L	2540.72	2606.49	2584.15	2649.92
		72"(1829mm)	JDXW-3072-K	L	2632.82	2706.81	2676.25	2750.24
		78"(1981mm)	JDXW-3078-K	L	2724.92	2807.13	2768.35	2850.56
		84"(2134mm)	JDXW-3084-K	L	2817.02	2907.45	2860.45	2950.88
29"(737mm)	36"(914mm)	48"(1219mm)	JDXW-3648-K	L	\$ 2364.56	\$2405.67	\$2409.49	\$2450.60
		54"(1372mm)	JDXW-3654-K	L	2456.66	2505.99	2501.59	2550.92
		60"(1524mm)	JDXW-3660-K	L	2548.76	2606.31	2593.69	2651.24
		66"(1676mm)	JDXW-3666-K	L	2640.86	2706.63	2685.79	2751.56
		72"(1829mm)	JDXW-3672-K	L	2732.96	2806.95	2777.89	2851.88
		78"(1981mm)	JDXW-3678-K	L	2825.06	2907.27	2869.99	2952.20
		84"(2134mm)	JDXW-3684-K	L	2917.16	3007.59	2962.09	3052.52
<b>End Panel - HPL B</b>								
29"(737mm)	30"(762mm)	48"(1219mm)	JDXW-3048-K	L	\$ 2392.37	\$2433.48	\$ 2435.80	\$ 2476.91
		54"(1372mm)	JDXW-3054-K	L	2493.23	2542.56	2536.66	2585.99
		60"(1524mm)	JDXW-3060-K	L	2594.09	2651.64	2637.52	2695.07
		66"(1676mm)	JDXW-3066-K	L	2694.95	2760.72	2738.38	2804.15
		72"(1829mm)	JDXW-3072-K	L	2795.81	2869.80	2839.24	2913.23
		78"(1981mm)	JDXW-3078-K	L	2896.67	2978.88	2940.10	3022.31
		84"(2134mm)	JDXW-3084-K	L	2997.53	3087.96	3040.96	3131.39
29"(737mm)	36"(914mm)	48"(1219mm)	JDXW-3648-K	L	\$ 2497.79	\$2538.90	\$2542.72	\$2583.83
		54"(1372mm)	JDXW-3654-K	L	2598.65	2647.98	2643.58	2692.91
		60"(1524mm)	JDXW-3660-K	L	2699.51	2757.06	2744.44	2801.99
		66"(1676mm)	JDXW-3666-K	L	2800.37	2866.14	2845.30	2911.07
		72"(1829mm)	JDXW-3672-K	L	2901.23	2975.22	2946.16	3020.15
		78"(1981mm)	JDXW-3678-K	L	3002.09	3084.30	3047.02	3129.23
		84"(2134mm)	JDXW-3684-K	L	3102.95	3193.38	3147.88	3238.31

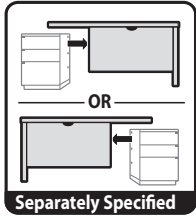
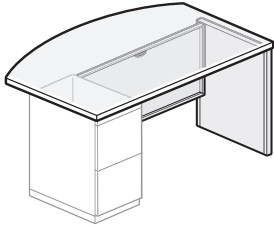
# Single Pedestal Desks

## Executive Rectangular

Height	Depth	Width	Number	① ②③	Top - Wood A Trim		Top - Wood B Trim	
					A	B	A	B
<b>End Panel - Wood A</b>								
29"(737mm)	30"(762mm)	48"(1219mm)	JDXW-3048-K	W	\$2542.63	\$2583.74	\$2689.16	\$2730.27
		54"(1372mm)	JDXW-3054-K	W	2634.73	2684.06	2781.26	2830.59
		60"(1524mm)	JDXW-3060-K	W	2726.83	2784.38	2873.36	2930.91
		66"(1676mm)	JDXW-3066-K	W	2818.93	2884.70	2965.46	3031.23
		72"(1829mm)	JDXW-3072-K	W	2911.03	2985.02	3057.56	3131.55
		78"(1981mm)	JDXW-3078-K	W	3003.13	3085.34	3149.66	3231.87
		84"(2134mm)	JDXW-3084-K	W	3095.23	3185.66	3241.76	3332.19
29"(737mm)	36"(914mm)	48"(1219mm)	JDXW-3648-K	W	\$2642.77	\$2683.88	\$2792.84	\$2833.95
		54"(1372mm)	JDXW-3654-K	W	2734.87	2784.20	2884.94	2934.27
		60"(1524mm)	JDXW-3660-K	W	2826.97	2884.52	2977.04	3034.59
		66"(1676mm)	JDXW-3666-K	W	2919.07	2984.84	3069.14	3134.91
		72"(1829mm)	JDXW-3672-K	W	3011.17	3085.16	3161.24	3235.23
		78"(1981mm)	JDXW-3678-K	W	3103.27	3185.48	3253.34	3335.55
		84"(2134mm)	JDXW-3684-K	W	3195.37	3285.80	3345.44	3435.87
<b>End Panel - Wood B</b>								
29"(737mm)	30"(762mm)	48"(1219mm)	JDXW-3048-K	W	\$2670.58	\$2711.69	\$2817.11	\$2858.22
		54"(1372mm)	JDXW-3054-K	W	2771.44	2820.77	2917.97	2967.30
		60"(1524mm)	JDXW-3060-K	W	2872.30	2929.85	3018.83	3076.38
		66"(1676mm)	JDXW-3066-K	W	2973.16	3038.93	3119.69	3185.46
		72"(1829mm)	JDXW-3072-K	W	3074.02	3148.01	3220.55	3294.54
		78"(1981mm)	JDXW-3078-K	W	3174.88	3257.09	3321.41	3403.62
		84"(2134mm)	JDXW-3084-K	W	3275.74	3366.17	3422.27	3512.70
29"(737mm)	36"(914mm)	48"(1219mm)	JDXW-3648-K	W	\$2776.00	\$2817.11	\$2926.07	\$2967.18
		54"(1372mm)	JDXW-3654-K	W	2876.86	2926.19	3026.93	3076.26
		60"(1524mm)	JDXW-3660-K	W	2977.72	3035.27	3127.79	3185.34
		66"(1676mm)	JDXW-3666-K	W	3078.58	3144.35	3228.65	3294.42
		72"(1829mm)	JDXW-3672-K	W	3179.44	3253.43	3329.51	3403.50
		78"(1981mm)	JDXW-3678-K	W	3280.30	3362.51	3430.37	3512.58
		84"(2134mm)	JDXW-3684-K	W	3381.16	3471.59	3531.23	3621.66

# Single Pedestal Desks

## Executive Bow Front



JDHL-JAFSDS  
JDHL-JAFLDS  
JDHL-JAFWDS  
JDHW-KAFSDS  
JDHW-KAFLDS  
JDHW-KAFWDS  
(Left-Hand)  
Class FMI

### Features

- Includes high-pressure laminate (HPL) or wood veneer top, steel, laminate or wood end panel, steel modesty panel, and assembly hardware (pedestal not included).
- Top has 3mm edgeband on user and guest edge, and 1mm edgeband on sides.
- Bow edge on guest side extends 10"(254mm) beyond pedestal and end panel at the center of the desk (4"(102mm) of extension + 6"(152mm) of bow).
- Modesty panel is available with or without scallop wireway for cable management; scallop is centered at top of modesty panel.
- Desk orientation can be field-changed from left to right or right to left.
- Glides provide 1"(25mm) adjustment range.
- Field assembled.

### Specification Tip

- One X Series desk pedestal must be specified separately; nominal depth of desk pedestal must be 6"(152mm) less than nominal depth of desk top. See table.

### Desk/Pedestal Nominal Depths

Desk Depth	Pedestal Depth
30"(762mm)	24"(610mm)
36"(914mm)	30"(762mm)

### To Order, Specify:

1) Product number, including:

#### 1 Pedestal Orientation:

**AF** Left-hand

**FA** Right-hand

#### 2 Modesty Panel Height:

**B** 1/3 Height

**D** 3/4 Height (add **\$108.44** list)

**F** Full Height (add **\$216.86** list)

#### 3 Modesty Panel Cable Management:

**N** No Scallop

**S** Scallop

- 2) Laminate or wood color for top.
- 3) Edge trim color for top (HPL only).
- 4) End panel trim, laminate or wood finish.
- 5) End panel edge color (HPL only)
- 6) Modesty panel trim color.

**Note:** Desk pedestal must be specified separately.

Height	Depth	Width	Number	Top - HPL A Trim		Top - HPL B Trim			
				1	2	A	B	A	B
<b>End Panel - Steel A</b>									
29"(737mm)	30"(762mm)	48"(1219mm)	JDHL-3048-J	S		\$2068.25	\$2109.36	\$2156.33	\$2197.44
		54"(1372mm)	JDHL-3054-J	S		2160.35	2209.68	2248.43	2297.76
		60"(1524mm)	JDHL-3060-J	S		2252.45	2310.00	2340.53	2398.08
		66"(1676mm)	JDHL-3066-J	S		2344.55	2410.32	2432.63	2498.40
		72"(1829mm)	JDHL-3072-J	S		2436.65	2510.64	2524.73	2598.72
		78"(1981mm)	JDHL-3078-J	S		2528.75	2610.96	2616.83	2699.04
		84"(2134mm)	JDHL-3084-J	S		2620.85	2711.28	2708.93	2799.36
29"(737mm)	36"(914mm)	48"(1219mm)	JDHL-3648-J	S		\$2139.83	\$2180.94	\$2244.35	\$2285.46
		54"(1372mm)	JDHL-3654-J	S		2231.93	2281.26	2336.45	2385.78
		60"(1524mm)	JDHL-3660-J	S		2324.03	2381.58	2428.55	2486.10
		66"(1676mm)	JDHL-3666-J	S		2416.13	2481.90	2520.65	2586.42
		72"(1829mm)	JDHL-3672-J	S		2508.23	2582.22	2612.75	2686.74
		78"(1981mm)	JDHL-3678-J	S		2600.33	2682.54	2704.85	2787.06
		84"(2134mm)	JDHL-3684-J	S		2692.43	2782.86	2796.95	2887.38
<b>End Panel - Steel B</b>									
29"(737mm)	30"(762mm)	48"(1219mm)	JDHL-3048-J	S		\$2167.15	\$2208.26	\$2255.23	\$2296.34
		54"(1372mm)	JDHL-3054-J	S		2266.63	2315.96	2354.71	2404.04
		60"(1524mm)	JDHL-3060-J	S		2366.11	2423.66	2454.19	2511.74
		66"(1676mm)	JDHL-3066-J	S		2465.59	2531.36	2553.67	2619.44
		72"(1829mm)	JDHL-3072-J	S		2565.07	2639.06	2653.15	2727.14
		78"(1981mm)	JDHL-3078-J	S		2664.55	2746.76	2752.63	2834.84
		84"(2134mm)	JDHL-3084-J	S		2764.03	2854.46	2852.11	2942.54
29"(737mm)	36"(914mm)	48"(1219mm)	JDHL-3648-J	S		\$2242.81	\$2283.92	\$2347.33	\$2388.44
		54"(1372mm)	JDHL-3654-J	S		2342.29	2391.62	2446.81	2496.14
		60"(1524mm)	JDHL-3660-J	S		2441.77	2499.32	2546.29	2603.84
		66"(1676mm)	JDHL-3666-J	S		2541.25	2607.02	2645.77	2711.54
		72"(1829mm)	JDHL-3672-J	S		2640.73	2714.72	2745.25	2819.24
		78"(1981mm)	JDHL-3678-J	S		2740.21	2822.42	2844.73	2926.94
		84"(2134mm)	JDHL-3684-J	S		2839.69	2930.12	2944.21	3034.64

# Single Pedestal Desks

## Executive Bow Front

Height	Depth	Width	Number ① ② ③	Top - HPL A Trim		Top - HPL B Trim	
				A	B	A	B
<b>End Panel - HPL A</b>							
29"(737mm)	30"(762mm)	48"(1219mm)	JDHL-3048-J L ■ ■ ■	\$ 1890.26	\$ 1931.37	\$ 1933.69	\$ 1974.80
		54"(1372mm)	JDHL-3054-J L ■ ■ ■	1982.36	2031.69	2025.79	2075.12
		60"(1524mm)	JDHL-3060-J L ■ ■ ■	2074.46	2132.01	2117.89	2175.44
		66"(1676mm)	JDHL-3066-J L ■ ■ ■	2166.56	2232.33	2209.99	2275.76
		72"(1829mm)	JDHL-3072-J L ■ ■ ■	2258.66	2332.65	2302.09	2376.08
		78"(1981mm)	JDHL-3078-J L ■ ■ ■	2350.76	2432.97	2394.19	2476.40
		84"(2134mm)	JDHL-3084-J L ■ ■ ■	2442.86	2533.29	2486.29	2576.72
29"(737mm)	36"(914mm)	48"(1219mm)	JDHL-3648-J L ■ ■ ■	\$ 1961.84	\$2002.95	\$2006.77	\$2047.88
		54"(1372mm)	JDHL-3654-J L ■ ■ ■	2053.94	2103.27	2098.87	2148.20
		60"(1524mm)	JDHL-3660-J L ■ ■ ■	2146.04	2203.59	2190.97	2248.52
		66"(1676mm)	JDHL-3666-J L ■ ■ ■	2238.14	2303.91	2283.07	2348.84
		72"(1829mm)	JDHL-3672-J L ■ ■ ■	2330.24	2404.23	2375.17	2449.16
		78"(1981mm)	JDHL-3678-J L ■ ■ ■	2422.34	2504.55	2467.27	2549.48
		84"(2134mm)	JDHL-3684-J L ■ ■ ■	2514.44	2604.87	2559.37	2649.80
<b>End Panel - HPL B</b>							
29"(737mm)	30"(762mm)	48"(1219mm)	JDHL-3048-J L ■ ■ ■	\$ 1989.16	\$2030.27	\$2032.59	\$2073.70
		54"(1372mm)	JDHL-3054-J L ■ ■ ■	2088.64	2137.97	2132.07	2181.40
		60"(1524mm)	JDHL-3060-J L ■ ■ ■	2188.12	2245.67	2231.55	2289.10
		66"(1676mm)	JDHL-3066-J L ■ ■ ■	2287.60	2353.37	2331.03	2396.80
		72"(1829mm)	JDHL-3072-J L ■ ■ ■	2387.08	2461.07	2430.51	2504.50
		78"(1981mm)	JDHL-3078-J L ■ ■ ■	2486.56	2568.77	2529.99	2612.20
		84"(2134mm)	JDHL-3084-J L ■ ■ ■	2586.04	2676.47	2629.47	2719.90
29"(737mm)	36"(914mm)	48"(1219mm)	JDHL-3648-J L ■ ■ ■	\$2064.82	\$ 2105.93	\$ 2109.75	\$ 2150.86
		54"(1372mm)	JDHL-3654-J L ■ ■ ■	2164.30	2213.63	2209.23	2258.56
		60"(1524mm)	JDHL-3660-J L ■ ■ ■	2263.78	2321.33	2308.71	2366.26
		66"(1676mm)	JDHL-3666-J L ■ ■ ■	2363.26	2429.03	2408.19	2473.96
		72"(1829mm)	JDHL-3672-J L ■ ■ ■	2462.74	2536.73	2507.67	2581.66
		78"(1981mm)	JDHL-3678-J L ■ ■ ■	2562.22	2644.43	2607.15	2689.36
		84"(2134mm)	JDHL-3684-J L ■ ■ ■	2661.70	2752.13	2706.63	2797.06

# Single Pedestal Desks

## Executive Bow Front

Height	Depth	Width	Number	①	②	③	Top - HPL A Trim		Top - HPL B Trim	
							A	B	A	B
<b>End Panel - Wood A</b>										
29"(737mm)	30"(762mm)	48"(1219mm)	JDHL-3048-J	W			\$ 2168.47	\$2209.58	\$ 2315.00	\$2356.11
		54"(1372mm)	JDHL-3054-J	W			2260.57	2309.90	2407.10	2456.43
		60"(1524mm)	JDHL-3060-J	W			2352.67	2410.22	2499.20	2556.75
		66"(1676mm)	JDHL-3066-J	W			2444.77	2510.54	2591.30	2657.07
		72"(1829mm)	JDHL-3072-J	W			2536.87	2610.86	2683.40	2757.39
		78"(1981mm)	JDHL-3078-J	W			2628.97	2711.18	2775.50	2857.71
		84"(2134mm)	JDHL-3084-J	W			2721.07	2811.50	2867.60	2958.03
		29"(737mm)	36"(914mm)	48"(1219mm)	JDHL-3648-J	W			\$2240.05	\$ 2281.16
54"(1372mm)	JDHL-3654-J			W			2332.15	2381.48	2482.22	2531.55
60"(1524mm)	JDHL-3660-J			W			2424.25	2481.80	2574.32	2631.87
66"(1676mm)	JDHL-3666-J			W			2516.35	2582.12	2666.42	2732.19
72"(1829mm)	JDHL-3672-J			W			2608.45	2682.44	2758.52	2832.51
78"(1981mm)	JDHL-3678-J			W			2700.55	2782.76	2850.62	2932.83
84"(2134mm)	JDHL-3684-J			W			2792.65	2883.08	2942.72	3033.15
<b>End Panel - Wood B</b>										
29"(737mm)	30"(762mm)	48"(1219mm)	JDHL-3048-J	W			\$ 2267.37	\$2308.48	\$ 2413.90	\$2455.01
		54"(1372mm)	JDHL-3054-J	W			2366.85	2416.18	2513.38	2562.71
		60"(1524mm)	JDHL-3060-J	W			2466.33	2523.88	2612.86	2670.41
		66"(1676mm)	JDHL-3066-J	W			2565.81	2631.58	2712.34	2778.11
		72"(1829mm)	JDHL-3072-J	W			2665.29	2739.28	2811.82	2885.81
		78"(1981mm)	JDHL-3078-J	W			2764.77	2846.98	2911.30	2993.51
		84"(2134mm)	JDHL-3084-J	W			2864.25	2954.68	3010.78	3101.21
		29"(737mm)	36"(914mm)	48"(1219mm)	JDHL-3648-J	W			\$2343.03	\$2384.14
54"(1372mm)	JDHL-3654-J			W			2442.51	2491.84	2592.58	2641.91
60"(1524mm)	JDHL-3660-J			W			2541.99	2599.54	2692.06	2749.61
66"(1676mm)	JDHL-3666-J			W			2641.47	2707.24	2791.54	2857.31
72"(1829mm)	JDHL-3672-J			W			2740.95	2814.94	2891.02	2965.01
78"(1981mm)	JDHL-3678-J			W			2840.43	2922.64	2990.50	3072.71
84"(2134mm)	JDHL-3684-J			W			2939.91	3030.34	3089.98	3180.41

# Single Pedestal Desks

## Executive Bow Front

Height	Depth	Width	Number	① ②③	Top - Wood A Trim		Top - Wood B Trim	
					A	B	A	B
<b>End Panel - Steel A</b>								
29"(737mm)	30"(762mm)	48"(1219mm)	JDHW-3048-K	S	\$ 2616.29	\$ 2657.40	\$ 2704.37	\$ 2745.48
		54"(1372mm)	JDHW-3054-K	S	2708.39	2757.72	2796.47	2845.80
		60"(1524mm)	JDHW-3060-K	S	2800.49	2858.04	2888.57	2946.12
		66"(1676mm)	JDHW-3066-K	S	2892.59	2958.36	2980.67	3046.44
		72"(1829mm)	JDHW-3072-K	S	2984.69	3058.68	3072.77	3146.76
		78"(1981mm)	JDHW-3078-K	S	3076.79	3159.00	3164.87	3247.08
		84"(2134mm)	JDHW-3084-K	S	3168.89	3259.32	3256.97	3347.40
29"(737mm)	36"(914mm)	48"(1219mm)	JDHW-3648-K	S	\$ 2716.43	\$ 2757.54	\$ 2820.95	\$ 2862.06
		54"(1372mm)	JDHW-3654-K	S	2808.53	2857.86	2913.05	2962.38
		60"(1524mm)	JDHW-3660-K	S	2900.63	2958.18	3005.15	3062.70
		66"(1676mm)	JDHW-3666-K	S	2992.73	3058.50	3097.25	3163.02
		72"(1829mm)	JDHW-3672-K	S	3084.83	3158.82	3189.35	3263.34
		78"(1981mm)	JDHW-3678-K	S	3176.93	3259.14	3281.45	3363.66
		84"(2134mm)	JDHW-3684-K	S	3269.03	3359.46	3373.55	3463.98
<b>End Panel - Steel B</b>								
29"(737mm)	30"(762mm)	48"(1219mm)	JDHW-3048-K	S	\$ 2775.16	\$ 2816.27	\$ 2863.24	\$ 2904.35
		54"(1372mm)	JDHW-3054-K	S	2876.02	2925.35	2964.10	3013.43
		60"(1524mm)	JDHW-3060-K	S	2976.88	3034.43	3064.96	3122.51
		66"(1676mm)	JDHW-3066-K	S	3077.74	3143.51	3165.82	3231.59
		72"(1829mm)	JDHW-3072-K	S	3178.60	3252.59	3266.68	3340.67
		78"(1981mm)	JDHW-3078-K	S	3279.46	3361.67	3367.54	3449.75
		84"(2134mm)	JDHW-3084-K	S	3380.32	3470.75	3468.40	3558.83
29"(737mm)	36"(914mm)	48"(1219mm)	JDHW-3648-K	S	\$ 2880.58	\$ 2921.69	\$ 2985.10	\$ 3026.21
		54"(1372mm)	JDHW-3654-K	S	2981.44	3030.77	3085.96	3135.29
		60"(1524mm)	JDHW-3660-K	S	3082.30	3139.85	3186.82	3244.37
		66"(1676mm)	JDHW-3666-K	S	3183.16	3248.93	3287.68	3353.45
		72"(1829mm)	JDHW-3672-K	S	3284.02	3358.01	3388.54	3462.53
		78"(1981mm)	JDHW-3678-K	S	3384.88	3467.09	3489.40	3571.61
		84"(2134mm)	JDHW-3684-K	S	3485.74	3576.17	3590.26	3680.69

# Single Pedestal Desks

## Executive Bow Front

Height	Depth	Width	Number	① ②③	Top - Wood A Trim		Top - Wood B Trim	
					A	B	A	B
<b>End Panel - HPL A</b>								
29"(737mm)	30"(762mm)	48"(1219mm)	JDHW-3048-K	L	\$ 2438.30	\$ 2479.41	\$ 2481.73	\$ 2522.84
		54"(1372mm)	JDHW-3054-K	L	2530.40	2579.73	2573.83	2623.16
		60"(1524mm)	JDHW-3060-K	L	2622.50	2680.05	2665.93	2723.48
		66"(1676mm)	JDHW-3066-K	L	2714.60	2780.37	2758.03	2823.80
		72"(1829mm)	JDHW-3072-K	L	2806.70	2880.69	2850.13	2924.12
		78"(1981mm)	JDHW-3078-K	L	2898.80	2981.01	2942.23	3024.44
		84"(2134mm)	JDHW-3084-K	L	2990.90	3081.33	3034.33	3124.76
29"(737mm)	36"(914mm)	48"(1219mm)	JDHW-3648-K	L	\$ 2538.44	\$ 2579.55	\$ 2583.37	\$ 2624.48
		54"(1372mm)	JDHW-3654-K	L	2630.54	2679.87	2675.47	2724.80
		60"(1524mm)	JDHW-3660-K	L	2722.64	2780.19	2767.57	2825.12
		66"(1676mm)	JDHW-3666-K	L	2814.74	2880.51	2859.67	2925.44
		72"(1829mm)	JDHW-3672-K	L	2906.84	2980.83	2951.77	3025.76
		78"(1981mm)	JDHW-3678-K	L	2998.94	3081.15	3043.87	3126.08
		84"(2134mm)	JDHW-3684-K	L	3091.04	3181.47	3135.97	3226.40
<b>End Panel - HPL B</b>								
29"(737mm)	30"(762mm)	48"(1219mm)	JDHW-3048-K	L	\$ 2597.17	\$ 2638.28	\$ 2640.60	\$ 2681.71
		54"(1372mm)	JDHW-3054-K	L	2698.03	2747.36	2741.46	2790.79
		60"(1524mm)	JDHW-3060-K	L	2798.89	2856.44	2842.32	2899.87
		66"(1676mm)	JDHW-3066-K	L	2899.75	2965.52	2943.18	3008.95
		72"(1829mm)	JDHW-3072-K	L	3000.61	3074.60	3044.04	3118.03
		78"(1981mm)	JDHW-3078-K	L	3101.47	3183.68	3144.90	3227.11
		84"(2134mm)	JDHW-3084-K	L	3202.33	3292.76	3245.76	3336.19
29"(737mm)	36"(914mm)	48"(1219mm)	JDHW-3648-K	L	\$ 2702.59	\$ 2743.70	\$ 2747.52	\$ 2788.63
		54"(1372mm)	JDHW-3654-K	L	2803.45	2852.78	2848.38	2897.71
		60"(1524mm)	JDHW-3660-K	L	2904.31	2961.86	2949.24	3006.79
		66"(1676mm)	JDHW-3666-K	L	3005.17	3070.94	3050.10	3115.87
		72"(1829mm)	JDHW-3672-K	L	3106.03	3180.02	3150.96	3224.95
		78"(1981mm)	JDHW-3678-K	L	3206.89	3289.10	3251.82	3334.03
		84"(2134mm)	JDHW-3684-K	L	3307.75	3398.18	3352.68	3443.11

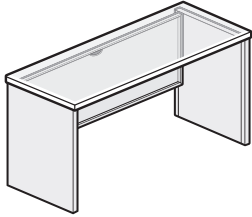
# Single Pedestal Desks

## Executive Bow Front

Height	Depth	Width	Number	① ② ③	Top - Wood A Trim		Top - Wood B Trim	
					A	B	A	B
<b>End Panel - Wood A</b>								
29"(737mm)	30"(762mm)	48"(1219mm)	JDHW-3048-K	W	\$ 2716.51	\$ 2757.62	\$2863.04	\$2904.15
		54"(1372mm)	JDHW-3054-K	W	2808.61	2857.94	2955.14	3004.47
		60"(1524mm)	JDHW-3060-K	W	2900.71	2958.26	3047.24	3104.79
		66"(1676mm)	JDHW-3066-K	W	2992.81	3058.58	3139.34	3205.11
		72"(1829mm)	JDHW-3072-K	W	3084.91	3158.90	3231.44	3305.43
		78"(1981mm)	JDHW-3078-K	W	3177.01	3259.22	3323.54	3405.75
		84"(2134mm)	JDHW-3084-K	W	3269.11	3359.54	3415.64	3506.07
29"(737mm)	36"(914mm)	48"(1219mm)	JDHW-3648-K	W	\$ 2816.65	\$ 2857.76	\$2966.72	\$ 3007.83
		54"(1372mm)	JDHW-3654-K	W	2908.75	2958.08	3058.82	3108.15
		60"(1524mm)	JDHW-3660-K	W	3000.85	3058.40	3150.92	3208.47
		66"(1676mm)	JDHW-3666-K	W	3092.95	3158.72	3243.02	3308.79
		72"(1829mm)	JDHW-3672-K	W	3185.05	3259.04	3335.12	3409.11
		78"(1981mm)	JDHW-3678-K	W	3277.15	3359.36	3427.22	3509.43
		84"(2134mm)	JDHW-3684-K	W	3369.25	3459.68	3519.32	3609.75
<b>End Panel - Wood A</b>								
29"(737mm)	30"(762mm)	48"(1219mm)	JDHW-3048-K	W	\$ 2875.38	\$ 2916.49	\$ 3021.91	\$3063.02
		54"(1372mm)	JDHW-3054-K	W	2976.24	3025.57	3122.77	3172.10
		60"(1524mm)	JDHW-3060-K	W	3077.10	3134.65	3223.63	3281.18
		66"(1676mm)	JDHW-3066-K	W	3177.96	3243.73	3324.49	3390.26
		72"(1829mm)	JDHW-3072-K	W	3278.82	3352.81	3425.35	3499.34
		78"(1981mm)	JDHW-3078-K	W	3379.68	3461.89	3526.21	3608.42
		84"(2134mm)	JDHW-3084-K	W	3480.54	3570.97	3627.07	3717.50
29"(737mm)	36"(914mm)	48"(1219mm)	JDHW-3648-K	W	\$2980.80	\$ 3021.91	\$ 3130.87	\$ 3171.98
		54"(1372mm)	JDHW-3654-K	W	3081.66	3130.99	3231.73	3281.06
		60"(1524mm)	JDHW-3660-K	W	3182.52	3240.07	3332.59	3390.14
		66"(1676mm)	JDHW-3666-K	W	3283.38	3349.15	3433.45	3499.22
		72"(1829mm)	JDHW-3672-K	W	3384.24	3458.23	3534.31	3608.30
		78"(1981mm)	JDHW-3678-K	W	3485.10	3567.31	3635.17	3717.38
		84"(2134mm)	JDHW-3684-K	W	3585.96	3676.39	3736.03	3826.46

# Desk Shells

## Standard Rectangular



JDSL-JFFSDS  
 JDSL-JFFLDS  
 JDSL-JFFWDS  
 JDSW-KFFSDS  
 JDSW-KFFLDS  
 JDSW-KFFWDS  
 Class FMI

### Features

- Includes high-pressure laminate (HPL) or wood veneer top, steel, laminate or wood end panels, steel modesty panel, and assembly hardware.
- Top has 3mm edgeband on user and guest edge, and 1mm edgeband on sides.
- Modesty panel is available with or without scallop wireway for cable management; scallop is centered at top of modesty panel.
- Glides provide 1.5"(38mm) adjustment range.
- Field assembled.

### Specification Tip

- When placing a mobile, attached, or suspended pedestal inside the desk shell, pedestal depth must be at least 6"(152mm) less than nominal depth of top. See table.

### Desk/Pedestal Nominal Depths

Desk Depth	Pedestal Depth
24"(610mm)	18"(457mm)
30"(762mm)	24"(610mm)

### To Order, Specify:

1) Product number, including:

#### 1 Modesty Panel Height:

- B** 1/3 Height
- D** 3/4 Height (add **\$108.44** list)
- F** Full Height (add **\$216.86** list)

#### 2 Modesty Panel Cable Management:

- N** No Scallop
- S** Scallop

- 2) Laminate or wood color for top.
- 3) Edge trim color for top (HPL only).
- 4) End panel trim, laminate or wood finish.
- 5) End panel edge color (HPL only)
- 6) Modesty panel trim color.

Height	Depth	Width	Number	①②	Top - HPL A Trim		Top - HPL B Trim	
					A	B	A	B
<b>End Panel - Steel - Trim A</b>								
29"(737mm)	24"(610mm)	30"(762mm)	JDSL-2430-JFFS	■ ■	\$ 2276.67	\$ 2293.12	\$ 2419.95	\$ 2436.40
		36"(914mm)	JDSL-2436-JFFS	■ ■	2368.77	2393.44	2512.05	2536.72
		42"(1067mm)	JDSL-2442-JFFS	■ ■	2460.87	2493.76	2604.15	2637.04
		48"(1219mm)	JDSL-2448-JFFS	■ ■	2552.97	2594.08	2696.25	2737.36
		54"(1372mm)	JDSL-2454-JFFS	■ ■	2645.07	2694.40	2788.35	2837.68
		60"(1524mm)	JDSL-2460-JFFS	■ ■	2737.17	2794.72	2880.45	2938.00
		66"(1676mm)	JDSL-2466-JFFS	■ ■	2829.27	2895.04	2972.55	3038.32
29"(737mm)	30"(762mm)	30"(762mm)	JDSL-3030-JFFS	■ ■	\$2366.55	\$ 2383.00	\$2542.71	\$ 2559.16
		36"(914mm)	JDSL-3036-JFFS	■ ■	2458.65	2483.32	2634.81	2659.48
		42"(1067mm)	JDSL-3042-JFFS	■ ■	2550.75	2583.64	2726.91	2759.80
		48"(1219mm)	JDSL-3048-JFFS	■ ■	2642.85	2683.96	2819.01	2860.12
		54"(1372mm)	JDSL-3054-JFFS	■ ■	2734.95	2784.28	2911.11	2960.44
		60"(1524mm)	JDSL-3060-JFFS	■ ■	2827.05	2884.60	3003.21	3060.76
		66"(1676mm)	JDSL-3066-JFFS	■ ■	2919.15	2984.92	3095.31	3161.08
<b>End Panel - Steel - Trim B</b>	24"(610mm)	30"(762mm)	JDSL-2430-JFFS	■ ■	\$ 2337.74	\$ 2354.19	\$ 2481.02	\$ 2497.47
		36"(914mm)	JDSL-2436-JFFS	■ ■	2437.22	2461.89	2580.50	2605.17
		42"(1067mm)	JDSL-2442-JFFS	■ ■	2536.70	2569.59	2679.98	2712.87
		48"(1219mm)	JDSL-2448-JFFS	■ ■	2636.18	2677.29	2779.46	2820.57
		54"(1372mm)	JDSL-2454-JFFS	■ ■	2735.66	2784.99	2878.94	2928.27
		60"(1524mm)	JDSL-2460-JFFS	■ ■	2835.14	2892.69	2978.42	3035.97
		66"(1676mm)	JDSL-2466-JFFS	■ ■	2934.62	3000.39	3077.90	3143.67
29"(737mm)	30"(762mm)	30"(762mm)	JDSL-3030-JFFS	■ ■	\$ 2431.70	\$ 2448.15	\$ 2607.86	\$ 2624.31
		36"(914mm)	JDSL-3036-JFFS	■ ■	2531.18	2555.85	2707.34	2732.01
		42"(1067mm)	JDSL-3042-JFFS	■ ■	2630.66	2663.55	2806.82	2839.71
		48"(1219mm)	JDSL-3048-JFFS	■ ■	2730.14	2771.25	2906.30	2947.41
		54"(1372mm)	JDSL-3054-JFFS	■ ■	2829.62	2878.95	3005.78	3055.11
		60"(1524mm)	JDSL-3060-JFFS	■ ■	2929.10	2986.65	3105.26	3162.81
		66"(1676mm)	JDSL-3066-JFFS	■ ■	3028.58	3094.35	3204.74	3270.51
		72"(1829mm)	JDSL-3072-JFFS	■ ■	3128.06	3202.05	3304.22	3378.21

# Desk Shells

## Standard Rectangular

Height	Depth	Width	Number	①②	Top - HPL A Trim		Top - HPL B Trim	
					A	B	A	B
<b>End Panel - HPL A</b>								
29"(737mm)	24"(610mm)	30"(762mm)	JDSL-2430-JFFL	■ ■	\$ 1920.69	\$ 1937.14	\$2004.55	\$ 2021.00
		36"(914mm)	JDSL-2436-JFFL	■ ■	2012.79	2037.46	2096.65	2121.32
		42"(1067mm)	JDSL-2442-JFFL	■ ■	2104.89	2137.78	2188.75	2221.64
		48"(1219mm)	JDSL-2448-JFFL	■ ■	2196.99	2238.10	2280.85	2321.96
		54"(1372mm)	JDSL-2454-JFFL	■ ■	2289.09	2338.42	2372.95	2422.28
		60"(1524mm)	JDSL-2460-JFFL	■ ■	2381.19	2438.74	2465.05	2522.60
		66"(1676mm)	JDSL-2466-JFFL	■ ■	2473.29	2539.06	2557.15	2622.92
		72"(1829mm)	JDSL-2472-JFFL	■ ■	2565.39	2639.38	2649.25	2723.24
29"(737mm)	30"(762mm)	30"(762mm)	JDSL-3030-JFFL	■ ■	\$ 2010.57	\$ 2027.02	\$ 2097.43	\$ 2113.88
		36"(914mm)	JDSL-3036-JFFL	■ ■	2102.67	2127.34	2189.53	2214.20
		42"(1067mm)	JDSL-3042-JFFL	■ ■	2194.77	2227.66	2281.63	2314.52
		48"(1219mm)	JDSL-3048-JFFL	■ ■	2286.87	2327.98	2373.73	2414.84
		54"(1372mm)	JDSL-3054-JFFL	■ ■	2378.97	2428.30	2465.83	2515.16
		60"(1524mm)	JDSL-3060-JFFL	■ ■	2471.07	2528.62	2557.93	2615.48
		66"(1676mm)	JDSL-3066-JFFL	■ ■	2563.17	2628.94	2650.03	2715.80
		72"(1829mm)	JDSL-3072-JFFL	■ ■	2655.27	2729.26	2742.13	2816.12
<b>End Panel - HPL B</b>								
29"(737mm)	24"(610mm)	30"(762mm)	JDSL-2430-JFFL	■ ■	\$ 1981.76	\$ 1998.21	\$2065.62	\$2082.07
		36"(914mm)	JDSL-2436-JFFL	■ ■	2081.24	2105.91	2165.10	2189.77
		42"(1067mm)	JDSL-2442-JFFL	■ ■	2180.72	2213.61	2264.58	2297.47
		48"(1219mm)	JDSL-2448-JFFL	■ ■	2280.20	2321.31	2364.06	2405.17
		54"(1372mm)	JDSL-2454-JFFL	■ ■	2379.68	2429.01	2463.54	2512.87
		60"(1524mm)	JDSL-2460-JFFL	■ ■	2479.16	2536.71	2563.02	2620.57
		66"(1676mm)	JDSL-2466-JFFL	■ ■	2578.64	2644.41	2662.50	2728.27
		72"(1829mm)	JDSL-2472-JFFL	■ ■	2678.12	2752.11	2761.98	2835.97
29"(737mm)	30"(762mm)	30"(762mm)	JDSL-3030-JFFL	■ ■	\$2075.72	\$2092.17	\$ 2162.58	\$ 2179.03
		36"(914mm)	JDSL-3036-JFFL	■ ■	2175.20	2199.87	2262.06	2286.73
		42"(1067mm)	JDSL-3042-JFFL	■ ■	2274.68	2307.57	2361.54	2394.43
		48"(1219mm)	JDSL-3048-JFFL	■ ■	2374.16	2415.27	2461.02	2502.13
		54"(1372mm)	JDSL-3054-JFFL	■ ■	2473.64	2522.97	2560.50	2609.83
		60"(1524mm)	JDSL-3060-JFFL	■ ■	2573.12	2630.67	2659.98	2717.53
		66"(1676mm)	JDSL-3066-JFFL	■ ■	2672.60	2738.37	2759.46	2825.23
		72"(1829mm)	JDSL-3072-JFFL	■ ■	2772.08	2846.07	2858.94	2932.93

# Desk Shells

## Standard Rectangular

Height	Depth	Width	Number	①②	Top - HPL A Trim		Top - HPL B Trim	
					A	B	A	B
<b>End Panel - Wood A</b>								
29"(737mm)	24"(610mm)	30"(762mm)	JDSL-2430-JFFW	■ ■	\$ 2477.11	\$2493.56	\$ 2763.09	\$ 2779.54
		36"(914mm)	JDSL-2436-JFFW	■ ■	2569.21	2593.88	2855.19	2879.86
		42"(1067mm)	JDSL-2442-JFFW	■ ■	2661.31	2694.20	2947.29	2980.18
		48"(1219mm)	JDSL-2448-JFFW	■ ■	2753.41	2794.52	3039.39	3080.50
		54"(1372mm)	JDSL-2454-JFFW	■ ■	2845.51	2894.84	3131.49	3180.82
		60"(1524mm)	JDSL-2460-JFFW	■ ■	2937.61	2995.16	3223.59	3281.14
		66"(1676mm)	JDSL-2466-JFFW	■ ■	3029.71	3095.48	3315.69	3381.46
		72"(1829mm)	JDSL-2472-JFFW	■ ■	3121.81	3195.80	3407.79	3481.78
29"(737mm)	30"(762mm)	30"(762mm)	JDSL-3030-JFFW	■ ■	\$2566.99	\$2583.44	\$2860.05	\$ 2876.50
		36"(914mm)	JDSL-3036-JFFW	■ ■	2659.09	2683.76	2952.15	2976.82
		42"(1067mm)	JDSL-3042-JFFW	■ ■	2751.19	2784.08	3044.25	3077.14
		48"(1219mm)	JDSL-3048-JFFW	■ ■	2843.29	2884.40	3136.35	3177.46
		54"(1372mm)	JDSL-3054-JFFW	■ ■	2935.39	2984.72	3228.45	3277.78
		60"(1524mm)	JDSL-3060-JFFW	■ ■	3027.49	3085.04	3320.55	3378.10
		66"(1676mm)	JDSL-3066-JFFW	■ ■	3119.59	3185.36	3412.65	3478.42
		72"(1829mm)	JDSL-3072-JFFW	■ ■	3211.69	3285.68	3504.75	3578.74
<b>End Panel - Wood B</b>								
29"(737mm)	24"(610mm)	30"(762mm)	JDSL-2430-JFFW	■ ■	\$ 2538.18	\$2554.63	\$ 2824.16	\$2840.61
		36"(914mm)	JDSL-2436-JFFW	■ ■	2637.66	2662.33	2923.64	2948.31
		42"(1067mm)	JDSL-2442-JFFW	■ ■	2737.14	2770.03	3023.12	3056.01
		48"(1219mm)	JDSL-2448-JFFW	■ ■	2836.62	2877.73	3122.60	3163.71
		54"(1372mm)	JDSL-2454-JFFW	■ ■	2936.10	2985.43	3222.08	3271.41
		60"(1524mm)	JDSL-2460-JFFW	■ ■	3035.58	3093.13	3321.56	3379.11
		66"(1676mm)	JDSL-2466-JFFW	■ ■	3135.06	3200.83	3421.04	3486.81
		72"(1829mm)	JDSL-2472-JFFW	■ ■	3234.54	3308.53	3520.52	3594.51
29"(737mm)	30"(762mm)	30"(762mm)	JDSL-3030-JFFW	■ ■	\$2632.14	\$2648.59	\$ 2925.20	\$ 2941.65
		36"(914mm)	JDSL-3036-JFFW	■ ■	2731.62	2756.29	3024.68	3049.35
		42"(1067mm)	JDSL-3042-JFFW	■ ■	2831.10	2863.99	3124.16	3157.05
		48"(1219mm)	JDSL-3048-JFFW	■ ■	2930.58	2971.69	3223.64	3264.75
		54"(1372mm)	JDSL-3054-JFFW	■ ■	3030.06	3079.39	3323.12	3372.45
		60"(1524mm)	JDSL-3060-JFFW	■ ■	3129.54	3187.09	3422.60	3480.15
		66"(1676mm)	JDSL-3066-JFFW	■ ■	3229.02	3294.79	3522.08	3587.85
		72"(1829mm)	JDSL-3072-JFFW	■ ■	3328.50	3402.49	3621.56	3695.55

# Desk Shells

## Standard Rectangular

Height	Depth	Width	Number	①②	Top - Wood A Trim		Top - Wood B Trim	
					A	B	A	B
<b>End Panel - Steel A</b>								
29"(737mm)	24"(610mm)	30"(762mm)	JDSW-2430-KFFS	■ ■	\$ 2767.51	\$ 2783.96	\$ 2910.79	\$ 2927.24
		36"(914mm)	JDSW-2436-KFFS	■ ■	2859.61	2884.28	3002.89	3027.56
		42"(1067mm)	JDSW-2442-KFFS	■ ■	2951.71	2984.60	3094.99	3127.88
		48"(1219mm)	JDSW-2448-KFFS	■ ■	3043.81	3084.92	3187.09	3228.20
		54"(1372mm)	JDSW-2454-KFFS	■ ■	3135.91	3185.24	3279.19	3328.52
		60"(1524mm)	JDSW-2460-KFFS	■ ■	3228.01	3285.56	3371.29	3428.84
		66"(1676mm)	JDSW-2466-KFFS	■ ■	3320.11	3385.88	3463.39	3529.16
		72"(1829mm)	JDSW-2472-KFFS	■ ■	3412.21	3486.20	3555.49	3629.48
29"(737mm)	30"(762mm)	30"(762mm)	JDSW-3030-KFFS	■ ■	\$ 2885.95	\$ 2902.40	\$ 3062.11	\$ 3078.56
		36"(914mm)	JDSW-3036-KFFS	■ ■	2978.05	3002.72	3154.21	3178.88
		42"(1067mm)	JDSW-3042-KFFS	■ ■	3070.15	3103.04	3246.31	3279.20
		48"(1219mm)	JDSW-3048-KFFS	■ ■	3162.25	3203.36	3338.41	3379.52
		54"(1372mm)	JDSW-3054-KFFS	■ ■	3254.35	3303.68	3430.51	3479.84
		60"(1524mm)	JDSW-3060-KFFS	■ ■	3346.45	3404.00	3522.61	3580.16
		66"(1676mm)	JDSW-3066-KFFS	■ ■	3438.55	3504.32	3614.71	3680.48
		72"(1829mm)	JDSW-3072-KFFS	■ ■	3530.65	3604.64	3706.81	3780.80
<b>End Panel - Steel B</b>								
29"(737mm)	24"(610mm)	30"(762mm)	JDSW-2430-KFFS	■ ■	\$ 2863.90	\$ 2880.35	\$ 3007.18	\$ 3023.63
		36"(914mm)	JDSW-2436-KFFS	■ ■	2964.76	2989.43	3108.04	3132.71
		42"(1067mm)	JDSW-2442-KFFS	■ ■	3065.62	3098.51	3208.90	3241.79
		48"(1219mm)	JDSW-2448-KFFS	■ ■	3166.48	3207.59	3309.76	3350.87
		54"(1372mm)	JDSW-2454-KFFS	■ ■	3267.34	3316.67	3410.62	3459.95
		60"(1524mm)	JDSW-2460-KFFS	■ ■	3368.20	3425.75	3511.48	3569.03
		66"(1676mm)	JDSW-2466-KFFS	■ ■	3469.06	3534.83	3612.34	3678.11
		72"(1829mm)	JDSW-2472-KFFS	■ ■	3569.92	3643.91	3713.20	3787.19
29"(737mm)	30"(762mm)	30"(762mm)	JDSW-3030-KFFS	■ ■	\$ 2987.62	\$ 3004.07	\$ 3163.78	\$ 3180.23
		36"(914mm)	JDSW-3036-KFFS	■ ■	3088.48	3113.15	3264.64	3289.31
		42"(1067mm)	JDSW-3042-KFFS	■ ■	3189.34	3222.23	3365.50	3398.39
		48"(1219mm)	JDSW-3048-KFFS	■ ■	3290.20	3331.31	3466.36	3507.47
		54"(1372mm)	JDSW-3054-KFFS	■ ■	3391.06	3440.39	3567.22	3616.55
		60"(1524mm)	JDSW-3060-KFFS	■ ■	3491.92	3549.47	3668.08	3725.63
		66"(1676mm)	JDSW-3066-KFFS	■ ■	3592.78	3658.55	3768.94	3834.71
		72"(1829mm)	JDSW-3072-KFFS	■ ■	3693.64	3767.63	3869.80	3943.79

# Desk Shells

## Standard Rectangular

Height	Depth	Width	Number	①②	Top - Wood A Trim		Top - Wood B Trim	
					A	B	A	B
<b>End Panel - HPL A</b>								
29"(737mm)	24"(610mm)	30"(762mm)	JDSW-2430-KFFL	■ ■	\$ 2411.53	\$ 2427.98	\$ 2495.39	\$ 2511.84
		36"(914mm)	JDSW-2436-KFFL	■ ■	2503.63	2528.30	2587.49	2612.16
		42"(1067mm)	JDSW-2442-KFFL	■ ■	2595.73	2628.62	2679.59	2712.48
		48"(1219mm)	JDSW-2448-KFFL	■ ■	2687.83	2728.94	2771.69	2812.80
		54"(1372mm)	JDSW-2454-KFFL	■ ■	2779.93	2829.26	2863.79	2913.12
		60"(1524mm)	JDSW-2460-KFFL	■ ■	2872.03	2929.58	2955.89	3013.44
		66"(1676mm)	JDSW-2466-KFFL	■ ■	2964.13	3029.90	3047.99	3113.76
		72"(1829mm)	JDSW-2472-KFFL	■ ■	3056.23	3130.22	3140.09	3214.08
29"(737mm)	30"(762mm)	30"(762mm)	JDSW-3030-KFFL	■ ■	\$ 2529.97	\$ 2546.42	\$ 2616.83	\$ 2633.28
		36"(914mm)	JDSW-3036-KFFL	■ ■	2622.07	2646.74	2708.93	2733.60
		42"(1067mm)	JDSW-3042-KFFL	■ ■	2714.17	2747.06	2801.03	2833.92
		48"(1219mm)	JDSW-3048-KFFL	■ ■	2806.27	2847.38	2893.13	2934.24
		54"(1372mm)	JDSW-3054-KFFL	■ ■	2898.37	2947.70	2985.23	3034.56
		60"(1524mm)	JDSW-3060-KFFL	■ ■	2990.47	3048.02	3077.33	3134.88
		66"(1676mm)	JDSW-3066-KFFL	■ ■	3082.57	3148.34	3169.43	3235.20
		72"(1829mm)	JDSW-3072-KFFL	■ ■	3174.67	3248.66	3261.53	3335.52
<b>End Panel - HPL B</b>								
29"(737mm)	24"(610mm)	30"(762mm)	JDSW-2430-KFFL	■ ■	\$ 2507.92	\$ 2524.37	\$ 2591.78	\$ 2608.23
		36"(914mm)	JDSW-2436-KFFL	■ ■	2608.78	2633.45	2692.64	2717.31
		42"(1067mm)	JDSW-2442-KFFL	■ ■	2709.64	2742.53	2793.50	2826.39
		48"(1219mm)	JDSW-2448-KFFL	■ ■	2810.50	2851.61	2894.36	2935.47
		54"(1372mm)	JDSW-2454-KFFL	■ ■	2911.36	2960.69	2995.22	3044.55
		60"(1524mm)	JDSW-2460-KFFL	■ ■	3012.22	3069.77	3096.08	3153.63
		66"(1676mm)	JDSW-2466-KFFL	■ ■	3113.08	3178.85	3196.94	3262.71
		72"(1829mm)	JDSW-2472-KFFL	■ ■	3213.94	3287.93	3297.80	3371.79
29"(737mm)	30"(762mm)	30"(762mm)	JDSW-3030-KFFL	■ ■	\$ 2631.64	\$ 2648.09	\$ 2718.50	\$ 2734.95
		36"(914mm)	JDSW-3036-KFFL	■ ■	2732.50	2757.17	2819.36	2844.03
		42"(1067mm)	JDSW-3042-KFFL	■ ■	2833.36	2866.25	2920.22	2953.11
		48"(1219mm)	JDSW-3048-KFFL	■ ■	2934.22	2975.33	3021.08	3062.19
		54"(1372mm)	JDSW-3054-KFFL	■ ■	3035.08	3084.41	3121.94	3171.27
		60"(1524mm)	JDSW-3060-KFFL	■ ■	3135.94	3193.49	3222.80	3280.35
		66"(1676mm)	JDSW-3066-KFFL	■ ■	3236.80	3302.57	3323.66	3389.43
		72"(1829mm)	JDSW-3072-KFFL	■ ■	3337.66	3411.65	3424.52	3498.51

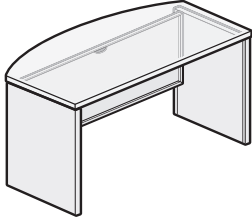
# Desk Shells

## Standard Rectangular

Height	Depth	Width	Number	①②	Top - Wood A Trim		Top - Wood B Trim	
					A	B	A	B
<b>End Panel - Wood A</b>								
29"(737mm)	24"(610mm)	30"(762mm)	JDSW-2430-KFFW	■ ■	\$ 2967.95	\$2984.40	\$ 3253.93	\$ 3270.38
		36"(914mm)	JDSW-2436-KFFW	■ ■	3060.05	3084.72	3346.03	3370.70
		42"(1067mm)	JDSW-2442-KFFW	■ ■	3152.15	3185.04	3438.13	3471.02
		48"(1219mm)	JDSW-2448-KFFW	■ ■	3244.25	3285.36	3530.23	3571.34
		54"(1372mm)	JDSW-2454-KFFW	■ ■	3336.35	3385.68	3622.33	3671.66
		60"(1524mm)	JDSW-2460-KFFW	■ ■	3428.45	3486.00	3714.43	3771.98
		66"(1676mm)	JDSW-2466-KFFW	■ ■	3520.55	3586.32	3806.53	3872.30
		72"(1829mm)	JDSW-2472-KFFW	■ ■	3612.65	3686.64	3898.63	3972.62
29"(737mm)	30"(762mm)	30"(762mm)	JDSW-3030-KFFW	■ ■	\$3086.39	\$ 3102.84	\$ 3379.45	\$ 3395.90
		36"(914mm)	JDSW-3036-KFFW	■ ■	3178.49	3203.16	3471.55	3496.22
		42"(1067mm)	JDSW-3042-KFFW	■ ■	3270.59	3303.48	3563.65	3596.54
		48"(1219mm)	JDSW-3048-KFFW	■ ■	3362.69	3403.80	3655.75	3696.86
		54"(1372mm)	JDSW-3054-KFFW	■ ■	3454.79	3504.12	3747.85	3797.18
		60"(1524mm)	JDSW-3060-KFFW	■ ■	3546.89	3604.44	3839.95	3897.50
		66"(1676mm)	JDSW-3066-KFFW	■ ■	3638.99	3704.76	3932.05	3997.82
		72"(1829mm)	JDSW-3072-KFFW	■ ■	3731.09	3805.08	4024.15	4098.14
<b>End Panel Wood B</b>								
29"(737mm)	24"(610mm)	30"(762mm)	JDSW-2430-KFFW	■ ■	\$3064.34	\$3080.79	\$3350.32	\$ 3366.77
		36"(914mm)	JDSW-2436-KFFW	■ ■	3165.20	3189.87	3451.18	3475.85
		42"(1067mm)	JDSW-2442-KFFW	■ ■	3266.06	3298.95	3552.04	3584.93
		48"(1219mm)	JDSW-2448-KFFW	■ ■	3366.92	3408.03	3652.90	3694.01
		54"(1372mm)	JDSW-2454-KFFW	■ ■	3467.78	3517.11	3753.76	3803.09
		60"(1524mm)	JDSW-2460-KFFW	■ ■	3568.64	3626.19	3854.62	3912.17
		66"(1676mm)	JDSW-2466-KFFW	■ ■	3669.50	3735.27	3955.48	4021.25
		72"(1829mm)	JDSW-2472-KFFW	■ ■	3770.36	3844.35	4056.34	4130.33
29"(737mm)	30"(762mm)	30"(762mm)	JDSW-3030-KFFW	■ ■	\$ 3188.06	\$3204.51	\$ 3481.12	\$ 3497.57
		36"(914mm)	JDSW-3036-KFFW	■ ■	3288.92	3313.59	3581.98	3606.65
		42"(1067mm)	JDSW-3042-KFFW	■ ■	3389.78	3422.67	3682.84	3715.73
		48"(1219mm)	JDSW-3048-KFFW	■ ■	3490.64	3531.75	3783.70	3824.81
		54"(1372mm)	JDSW-3054-KFFW	■ ■	3591.50	3640.83	3884.56	3933.89
		60"(1524mm)	JDSW-3060-KFFW	■ ■	3692.36	3749.91	3985.42	4042.97
		66"(1676mm)	JDSW-3066-KFFW	■ ■	3793.22	3858.99	4086.28	4152.05
		72"(1829mm)	JDSW-3072-KFFW	■ ■	3894.08	3968.07	4187.14	4261.13

# Desk Shells

## Standard Bow Front



JDGL-JFFSDS  
JDGL-JFFLDS  
JDGL-JFFWDS  
JDGW-KFFSDS  
JDGW-KFFLDS  
JDGW-KFFWDS  
Class FMI

### Features

- Includes high-pressure laminate (HPL) or wood veneer top, steel, laminate or wood end panel, steel modesty panels, and assembly hardware.
- Top has 3mm edgeband on user and guest edge, and 1mm edgeband on sides.
- Bow edge on guest side extends 6”(152mm) beyond end panels at the center of the desk.
- Modesty panel is available with or without scallop wireway for cable management; scallop is centered at top of modesty panel.
- Glides provide 1.5”(38mm) adjustment range.
- Field assembled.

### Specification Tip

- When placing a mobile, attached, or suspended pedestal inside the desk shell, pedestal depth must be at least 6”(152mm) less than nominal depth of top. See table.

### Desk/Pedestal Nominal Depths

Desk Depth	Pedestal Depth
24”(610mm)	18”(457mm)
30”(762mm)	24”(610mm)

### To Order, Specify:

1) Product number, including:

#### 1 Modesty Panel Height:

- B** 1/3 Height
- D** 3/4 Height (add **\$108.44** list)
- F** Full Height (add **\$216.86** list)

#### 2 Modesty Panel Cable Management:

- N** No Scallop
- S** Scallop

- Laminate or wood color for top.
- Edge trim color for top (HPL only).
- End panel trim, laminate or wood finish.
- End panel edge color (HPL only)
- Modesty panel trim color.

Height	Depth	Width	Number	①②	Top - HPL A Trim		Top - HPL B Trim	
					A	B	A	B
<b>End Panel - Steel - Trim A</b>								
29”(737mm)	24”(610mm)	30”(762mm)	JDGL-2430-JFFS		\$ 2421.91	\$ 2438.36	\$ 2565.19	\$ 2581.64
		36”(914mm)	JDGL-2436-JFFS		2514.01	2538.68	2657.29	2681.96
		42”(1067mm)	JDGL-2442-JFFS		2606.11	2639.00	2749.39	2782.28
		48”(1219mm)	JDGL-2448-JFFS		2698.21	2739.32	2841.49	2882.60
		54”(1372mm)	JDGL-2454-JFFS		2790.31	2839.64	2933.59	2982.92
		60”(1524mm)	JDGL-2460-JFFS		2882.41	2939.96	3025.69	3083.24
		66”(1676mm)	JDGL-2466-JFFS		2974.51	3040.28	3117.79	3183.56
		72”(1829mm)	JDGL-2472-JFFS		3066.61	3140.60	3209.89	3283.88
29”(737mm)	30”(762mm)	30”(762mm)	JDGL-3030-JFFS		\$ 2511.79	\$ 2528.24	\$ 2687.95	\$ 2704.40
		36”(914mm)	JDGL-3036-JFFS		2603.89	2628.56	2780.05	2804.72
		42”(1067mm)	JDGL-3042-JFFS		2695.99	2728.88	2872.15	2905.04
		48”(1219mm)	JDGL-3048-JFFS		2788.09	2829.20	2964.25	3005.36
		54”(1372mm)	JDGL-3054-JFFS		2880.19	2929.52	3056.35	3105.68
		60”(1524mm)	JDGL-3060-JFFS		2972.29	3029.84	3148.45	3206.00
		66”(1676mm)	JDGL-3066-JFFS		3064.39	3130.16	3240.55	3306.32
		72”(1829mm)	JDGL-3072-JFFS		3156.49	3230.48	3332.65	3406.64
<b>End Panel - Steel - Trim B</b>								
29”(737mm)	24”(610mm)	30”(762mm)	JDGL-2430-JFFS		\$ 2494.59	\$ 2511.04	\$ 2637.87	\$ 2654.32
		36”(914mm)	JDGL-2436-JFFS		2594.07	2618.74	2737.35	2762.02
		42”(1067mm)	JDGL-2442-JFFS		2693.55	2726.44	2836.83	2869.72
		48”(1219mm)	JDGL-2448-JFFS		2793.03	2834.14	2936.31	2977.42
		54”(1372mm)	JDGL-2454-JFFS		2892.51	2941.84	3035.79	3085.12
		60”(1524mm)	JDGL-2460-JFFS		2991.99	3049.54	3135.27	3192.82
		66”(1676mm)	JDGL-2466-JFFS		3091.47	3157.24	3234.75	3300.52
		72”(1829mm)	JDGL-2472-JFFS		3190.95	3264.94	3334.23	3408.22
29”(737mm)	30”(762mm)	30”(762mm)	JDGL-3030-JFFS		\$ 2588.55	\$ 2605.00	\$ 2764.71	\$ 2781.16
		36”(914mm)	JDGL-3036-JFFS		2688.03	2712.70	2864.19	2888.86
		42”(1067mm)	JDGL-3042-JFFS		2787.51	2820.40	2963.67	2996.56
		48”(1219mm)	JDGL-3048-JFFS		2886.99	2928.10	3063.15	3104.26
		54”(1372mm)	JDGL-3054-JFFS		2986.47	3035.80	3162.63	3211.96
		60”(1524mm)	JDGL-3060-JFFS		3085.95	3143.50	3262.11	3319.66
		66”(1676mm)	JDGL-3066-JFFS		3185.43	3251.20	3361.59	3427.36
		72”(1829mm)	JDGL-3072-JFFS		3284.91	3358.90	3461.07	3535.06

# Desk Shells

## Standard Bow Front

Height	Depth	Width	Number	①②	Top - HPL A Trim		Top - HPL B Trim	
					A	B	A	B
<b>End Panel - HPL A</b>								
29"(737mm)	24"(610mm)	30"(762mm)	JDGL-2430-JFFL	■ ■	\$2065.93	\$2082.38	\$ 2149.79	\$ 2166.24
		36"(914mm)	JDGL-2436-JFFL	■ ■	2158.03	2182.70	2241.89	2266.56
		42"(1067mm)	JDGL-2442-JFFL	■ ■	2250.13	2283.02	2333.99	2366.88
		48"(1219mm)	JDGL-2448-JFFL	■ ■	2342.23	2383.34	2426.09	2467.20
		54"(1372mm)	JDGL-2454-JFFL	■ ■	2434.33	2483.66	2518.19	2567.52
		60"(1524mm)	JDGL-2460-JFFL	■ ■	2526.43	2583.98	2610.29	2667.84
		66"(1676mm)	JDGL-2466-JFFL	■ ■	2618.53	2684.30	2702.39	2768.16
		72"(1829mm)	JDGL-2472-JFFL	■ ■	2710.63	2784.62	2794.49	2868.48
29"(737mm)	30"(762mm)	30"(762mm)	JDGL-3030-JFFL	■ ■	\$ 2155.81	\$ 2172.26	\$2242.67	\$2259.12
		36"(914mm)	JDGL-3036-JFFL	■ ■	2247.91	2272.58	2334.77	2359.44
		42"(1067mm)	JDGL-3042-JFFL	■ ■	2340.01	2372.90	2426.87	2459.76
		48"(1219mm)	JDGL-3048-JFFL	■ ■	2432.11	2473.22	2518.97	2560.08
		54"(1372mm)	JDGL-3054-JFFL	■ ■	2524.21	2573.54	2611.07	2660.40
		60"(1524mm)	JDGL-3060-JFFL	■ ■	2616.31	2673.86	2703.17	2760.72
		66"(1676mm)	JDGL-3066-JFFL	■ ■	2708.41	2774.18	2795.27	2861.04
		72"(1829mm)	JDGL-3072-JFFL	■ ■	2800.51	2874.50	2887.37	2961.36
<b>End Panel - HPL B</b>								
29"(737mm)	24"(610mm)	30"(762mm)	JDGL-2430-JFFL	■ ■	\$ 2138.61	\$ 2155.06	\$2222.47	\$2238.92
		36"(914mm)	JDGL-2436-JFFL	■ ■	2238.09	2262.76	2321.95	2346.62
		42"(1067mm)	JDGL-2442-JFFL	■ ■	2337.57	2370.46	2421.43	2454.32
		48"(1219mm)	JDGL-2448-JFFL	■ ■	2437.05	2478.16	2520.91	2562.02
		54"(1372mm)	JDGL-2454-JFFL	■ ■	2536.53	2585.86	2620.39	2669.72
		60"(1524mm)	JDGL-2460-JFFL	■ ■	2636.01	2693.56	2719.87	2777.42
		66"(1676mm)	JDGL-2466-JFFL	■ ■	2735.49	2801.26	2819.35	2885.12
		72"(1829mm)	JDGL-2472-JFFL	■ ■	2834.97	2908.96	2918.83	2992.82
29"(737mm)	30"(762mm)	30"(762mm)	JDGL-3030-JFFL	■ ■	\$2232.57	\$2249.02	\$ 2319.43	\$2335.88
		36"(914mm)	JDGL-3036-JFFL	■ ■	2332.05	2356.72	2418.91	2443.58
		42"(1067mm)	JDGL-3042-JFFL	■ ■	2431.53	2464.42	2518.39	2551.28
		48"(1219mm)	JDGL-3048-JFFL	■ ■	2531.01	2572.12	2617.87	2658.98
		54"(1372mm)	JDGL-3054-JFFL	■ ■	2630.49	2679.82	2717.35	2766.68
		60"(1524mm)	JDGL-3060-JFFL	■ ■	2729.97	2787.52	2816.83	2874.38
		66"(1676mm)	JDGL-3066-JFFL	■ ■	2829.45	2895.22	2916.31	2982.08
		72"(1829mm)	JDGL-3072-JFFL	■ ■	2928.93	3002.92	3015.79	3089.78

# Desk Shells

## Standard Bow Front

Height	Depth	Width	Number	①②	Top - HPL A Trim		Top - HPL B Trim	
					A	B	A	B
<b>End Panel - Wood A</b>								
29"(737mm)	24"(610mm)	30"(762mm)	JDGL-2430-JFFW		\$2622.35	\$2638.80	\$2908.33	\$2924.78
		36"(914mm)	JDGL-2436-JFFW		2714.45	2739.12	3000.43	3025.10
		42"(1067mm)	JDGL-2442-JFFW		2806.55	2839.44	3092.53	3125.42
		48"(1219mm)	JDGL-2448-JFFW		2898.65	2939.76	3184.63	3225.74
		54"(1372mm)	JDGL-2454-JFFW		2990.75	3040.08	3276.73	3326.06
		60"(1524mm)	JDGL-2460-JFFW		3082.85	3140.40	3368.83	3426.38
		66"(1676mm)	JDGL-2466-JFFW		3174.95	3240.72	3460.93	3526.70
		72"(1829mm)	JDGL-2472-JFFW		3267.05	3341.04	3553.03	3627.02
29"(737mm)	30"(762mm)	30"(762mm)	JDGL-3030-JFFW		\$ 2712.23	\$ 2728.68	\$3005.29	\$ 3021.74
		36"(914mm)	JDGL-3036-JFFW		2804.33	2829.00	3097.39	3122.06
		42"(1067mm)	JDGL-3042-JFFW		2896.43	2929.32	3189.49	3222.38
		48"(1219mm)	JDGL-3048-JFFW		2988.53	3029.64	3281.59	3322.70
		54"(1372mm)	JDGL-3054-JFFW		3080.63	3129.96	3373.69	3423.02
		60"(1524mm)	JDGL-3060-JFFW		3172.73	3230.28	3465.79	3523.34
		66"(1676mm)	JDGL-3066-JFFW		3264.83	3330.60	3557.89	3623.66
		72"(1829mm)	JDGL-3072-JFFW		3356.93	3430.92	3649.99	3723.98
<b>End Panel - Wood B</b>								
29"(737mm)	24"(610mm)	30"(762mm)	JDGL-2430-JFFW		\$2695.03	\$ 2711.48	\$ 2981.01	\$2997.46
		36"(914mm)	JDGL-2436-JFFW		2794.51	2819.18	3080.49	3105.16
		42"(1067mm)	JDGL-2442-JFFW		2893.99	2926.88	3179.97	3212.86
		48"(1219mm)	JDGL-2448-JFFW		2993.47	3034.58	3279.45	3320.56
		54"(1372mm)	JDGL-2454-JFFW		3092.95	3142.28	3378.93	3428.26
		60"(1524mm)	JDGL-2460-JFFW		3192.43	3249.98	3478.41	3535.96
		66"(1676mm)	JDGL-2466-JFFW		3291.91	3357.68	3577.89	3643.66
		72"(1829mm)	JDGL-2472-JFFW		3391.39	3465.38	3677.37	3751.36
29"(737mm)	30"(762mm)	30"(762mm)	JDGL-3030-JFFW		\$ 2788.99	\$2805.44	\$3082.05	\$3098.50
		36"(914mm)	JDGL-3036-JFFW		2888.47	2913.14	3181.53	3206.20
		42"(1067mm)	JDGL-3042-JFFW		2987.95	3020.84	3281.01	3313.90
		48"(1219mm)	JDGL-3048-JFFW		3087.43	3128.54	3380.49	3421.60
		54"(1372mm)	JDGL-3054-JFFW		3186.91	3236.24	3479.97	3529.30
		60"(1524mm)	JDGL-3060-JFFW		3286.39	3343.94	3579.45	3637.00
		66"(1676mm)	JDGL-3066-JFFW		3385.87	3451.64	3678.93	3744.70
		72"(1829mm)	JDGL-3072-JFFW		3485.35	3559.34	3778.41	3852.40

# Desk Shells

## Standard Bow Front

Height	Depth	Width	Number	①②	Top - Wood A Trim		Top - Wood B Trim	
					A	B	A	B
<b>End Panel - Steel A</b>								
29"(737mm)	24"(610mm)	30"(762mm)	JDGW-2430-KFFS	■ ■	\$ 2941.39	\$ 2957.84	\$3084.67	\$ 3101.12
		36"(914mm)	JDGW-2436-KFFS	■ ■	3033.49	3058.16	3176.77	3201.44
		42"(1067mm)	JDGW-2442-KFFS	■ ■	3125.59	3158.48	3268.87	3301.76
		48"(1219mm)	JDGW-2448-KFFS	■ ■	3217.69	3258.80	3360.97	3402.08
		54"(1372mm)	JDGW-2454-KFFS	■ ■	3309.79	3359.12	3453.07	3502.40
		60"(1524mm)	JDGW-2460-KFFS	■ ■	3401.89	3459.44	3545.17	3602.72
		66"(1676mm)	JDGW-2466-KFFS	■ ■	3493.99	3559.76	3637.27	3703.04
		72"(1829mm)	JDGW-2472-KFFS	■ ■	3586.09	3660.08	3729.37	3803.36
29"(737mm)	30"(762mm)	30"(762mm)	JDGW-3030-KFFS	■ ■	\$3059.83	\$3076.28	\$ 3235.99	\$3252.44
		36"(914mm)	JDGW-3036-KFFS	■ ■	3151.93	3176.60	3328.09	3352.76
		42"(1067mm)	JDGW-3042-KFFS	■ ■	3244.03	3276.92	3420.19	3453.08
		48"(1219mm)	JDGW-3048-KFFS	■ ■	3336.13	3377.24	3512.29	3553.40
		54"(1372mm)	JDGW-3054-KFFS	■ ■	3428.23	3477.56	3604.39	3653.72
		60"(1524mm)	JDGW-3060-KFFS	■ ■	3520.33	3577.88	3696.49	3754.04
		66"(1676mm)	JDGW-3066-KFFS	■ ■	3612.43	3678.20	3788.59	3854.36
		72"(1829mm)	JDGW-3072-KFFS	■ ■	3704.53	3778.52	3880.69	3954.68
<b>End Panel - Steel B</b>								
29"(737mm)	24"(610mm)	30"(762mm)	JDGW-2430-KFFS	■ ■	\$3068.70	\$3085.15	\$ 3211.98	\$3228.43
		36"(914mm)	JDGW-2436-KFFS	■ ■	3169.56	3194.23	3312.84	3337.51
		42"(1067mm)	JDGW-2442-KFFS	■ ■	3270.42	3303.31	3413.70	3446.59
		48"(1219mm)	JDGW-2448-KFFS	■ ■	3371.28	3412.39	3514.56	3555.67
		54"(1372mm)	JDGW-2454-KFFS	■ ■	3472.14	3521.47	3615.42	3664.75
		60"(1524mm)	JDGW-2460-KFFS	■ ■	3573.00	3630.55	3716.28	3773.83
		66"(1676mm)	JDGW-2466-KFFS	■ ■	3673.86	3739.63	3817.14	3882.91
		72"(1829mm)	JDGW-2472-KFFS	■ ■	3774.72	3848.71	3918.00	3991.99
29"(737mm)	30"(762mm)	30"(762mm)	JDGW-3030-KFFS	■ ■	\$ 3192.42	\$3208.87	\$3368.58	\$3385.03
		36"(914mm)	JDGW-3036-KFFS	■ ■	3293.28	3317.95	3469.44	3494.11
		42"(1067mm)	JDGW-3042-KFFS	■ ■	3394.14	3427.03	3570.30	3603.19
		48"(1219mm)	JDGW-3048-KFFS	■ ■	3495.00	3536.11	3671.16	3712.27
		54"(1372mm)	JDGW-3054-KFFS	■ ■	3595.86	3645.19	3772.02	3821.35
		60"(1524mm)	JDGW-3060-KFFS	■ ■	3696.72	3754.27	3872.88	3930.43
		66"(1676mm)	JDGW-3066-KFFS	■ ■	3797.58	3863.35	3973.74	4039.51
		72"(1829mm)	JDGW-3072-KFFS	■ ■	3898.44	3972.43	4074.60	4148.59

# Desk Shells

## Standard Bow Front

Height	Depth	Width	Number	①②	Top - Wood A Trim		Top - Wood B Trim	
					A	B	A	B
<b>End Panel - HPL A</b>								
29"(737mm)	24"(610mm)	30"(762mm)	JDGW-2430-KFFL	■ ■	\$2585.41	\$2601.86	\$2669.27	\$2685.72
		36"(914mm)	JDGW-2436-KFFL	■ ■	2677.51	2702.18	2761.37	2786.04
		42"(1067mm)	JDGW-2442-KFFL	■ ■	2769.61	2802.50	2853.47	2886.36
		48"(1219mm)	JDGW-2448-KFFL	■ ■	2861.71	2902.82	2945.57	2986.68
		54"(1372mm)	JDGW-2454-KFFL	■ ■	2953.81	3003.14	3037.67	3087.00
		60"(1524mm)	JDGW-2460-KFFL	■ ■	3045.91	3103.46	3129.77	3187.32
		66"(1676mm)	JDGW-2466-KFFL	■ ■	3138.01	3203.78	3221.87	3287.64
		72"(1829mm)	JDGW-2472-KFFL	■ ■	3230.11	3304.10	3313.97	3387.96
29"(737mm)	30"(762mm)	30"(762mm)	JDGW-3030-KFFL	■ ■	\$2703.85	\$2720.30	\$2790.71	\$2807.16
		36"(914mm)	JDGW-3036-KFFL	■ ■	2795.95	2820.62	2882.81	2907.48
		42"(1067mm)	JDGW-3042-KFFL	■ ■	2888.05	2920.94	2974.91	3007.80
		48"(1219mm)	JDGW-3048-KFFL	■ ■	2980.15	3021.26	3067.01	3108.12
		54"(1372mm)	JDGW-3054-KFFL	■ ■	3072.25	3121.58	3159.11	3208.44
		60"(1524mm)	JDGW-3060-KFFL	■ ■	3164.35	3221.90	3251.21	3308.76
		66"(1676mm)	JDGW-3066-KFFL	■ ■	3256.45	3322.22	3343.31	3409.08
		72"(1829mm)	JDGW-3072-KFFL	■ ■	3348.55	3422.54	3435.41	3509.40
<b>End Panel - HPL B</b>								
29"(737mm)	24"(610mm)	30"(762mm)	JDGW-2430-KFFL	■ ■	\$2712.72	\$2729.17	\$2796.58	\$2813.03
		36"(914mm)	JDGW-2436-KFFL	■ ■	2813.58	2838.25	2897.44	2922.11
		42"(1067mm)	JDGW-2442-KFFL	■ ■	2914.44	2947.33	2998.30	3031.19
		48"(1219mm)	JDGW-2448-KFFL	■ ■	3015.30	3056.41	3099.16	3140.27
		54"(1372mm)	JDGW-2454-KFFL	■ ■	3116.16	3165.49	3200.02	3249.35
		60"(1524mm)	JDGW-2460-KFFL	■ ■	3217.02	3274.57	3300.88	3358.43
		66"(1676mm)	JDGW-2466-KFFL	■ ■	3317.88	3383.65	3401.74	3467.51
		72"(1829mm)	JDGW-2472-KFFL	■ ■	3418.74	3492.73	3502.60	3576.59
29"(737mm)	30"(762mm)	30"(762mm)	JDGW-3030-KFFL	■ ■	\$2836.44	\$2852.89	\$2923.30	\$2939.75
		36"(914mm)	JDGW-3036-KFFL	■ ■	2937.30	2961.97	3024.16	3048.83
		42"(1067mm)	JDGW-3042-KFFL	■ ■	3038.16	3071.05	3125.02	3157.91
		48"(1219mm)	JDGW-3048-KFFL	■ ■	3139.02	3180.13	3225.88	3266.99
		54"(1372mm)	JDGW-3054-KFFL	■ ■	3239.88	3289.21	3326.74	3376.07
		60"(1524mm)	JDGW-3060-KFFL	■ ■	3340.74	3398.29	3427.60	3485.15
		66"(1676mm)	JDGW-3066-KFFL	■ ■	3441.60	3507.37	3528.46	3594.23
		72"(1829mm)	JDGW-3072-KFFL	■ ■	3542.46	3616.45	3629.32	3703.31

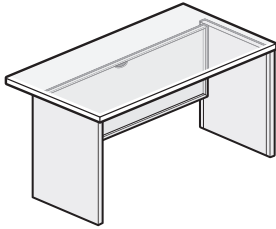
# Desk Shells

## Standard Bow Front

Height	Depth	Width	Number	①②	Top - Wood A Trim		Top - Wood B Trim	
					A	B	A	B
<b>End Panel - Wood A</b>								
29"(737mm)	24"(610mm)	30"(762mm)	JDGW-2430-KFFW	■ ■	\$ 3141.83	\$ 3158.28	\$ 3427.81	\$ 3444.26
		36"(914mm)	JDGW-2436-KFFW	■ ■	3233.93	3258.60	3519.91	3544.58
		42"(1067mm)	JDGW-2442-KFFW	■ ■	3326.03	3358.92	3612.01	3644.90
		48"(1219mm)	JDGW-2448-KFFW	■ ■	3418.13	3459.24	3704.11	3745.22
		54"(1372mm)	JDGW-2454-KFFW	■ ■	3510.23	3559.56	3796.21	3845.54
		60"(1524mm)	JDGW-2460-KFFW	■ ■	3602.33	3659.88	3888.31	3945.86
		66"(1676mm)	JDGW-2466-KFFW	■ ■	3694.43	3760.20	3980.41	4046.18
		72"(1829mm)	JDGW-2472-KFFW	■ ■	3786.53	3860.52	4072.51	4146.50
29"(737mm)	30"(762mm)	30"(762mm)	JDGW-3030-KFFW	■ ■	\$ 3260.27	\$ 3276.72	\$ 3553.33	\$ 3569.78
		36"(914mm)	JDGW-3036-KFFW	■ ■	3352.37	3377.04	3645.43	3670.10
		42"(1067mm)	JDGW-3042-KFFW	■ ■	3444.47	3477.36	3737.53	3770.42
		48"(1219mm)	JDGW-3048-KFFW	■ ■	3536.57	3577.68	3829.63	3870.74
		54"(1372mm)	JDGW-3054-KFFW	■ ■	3628.67	3678.00	3921.73	3971.06
		60"(1524mm)	JDGW-3060-KFFW	■ ■	3720.77	3778.32	4013.83	4071.38
		66"(1676mm)	JDGW-3066-KFFW	■ ■	3812.87	3878.64	4105.93	4171.70
		72"(1829mm)	JDGW-3072-KFFW	■ ■	3904.97	3978.96	4198.03	4272.02
<b>End Panel - Wood B</b>								
29"(737mm)	24"(610mm)	30"(762mm)	JDGW-2430-KFFW	■ ■	\$ 3269.14	\$ 3285.59	\$ 3555.12	\$ 3571.57
		36"(914mm)	JDGW-2436-KFFW	■ ■	3370.00	3394.67	3655.98	3680.65
		42"(1067mm)	JDGW-2442-KFFW	■ ■	3470.86	3503.75	3756.84	3789.73
		48"(1219mm)	JDGW-2448-KFFW	■ ■	3571.72	3612.83	3857.70	3898.81
		54"(1372mm)	JDGW-2454-KFFW	■ ■	3672.58	3721.91	3958.56	4007.89
		60"(1524mm)	JDGW-2460-KFFW	■ ■	3773.44	3830.99	4059.42	4116.97
		66"(1676mm)	JDGW-2466-KFFW	■ ■	3874.30	3940.07	4160.28	4226.05
		72"(1829mm)	JDGW-2472-KFFW	■ ■	3975.16	4049.15	4261.14	4335.13
29"(737mm)	30"(762mm)	30"(762mm)	JDGW-3030-KFFW	■ ■	\$ 3392.86	\$ 3409.31	\$ 3685.92	\$ 3702.37
		36"(914mm)	JDGW-3036-KFFW	■ ■	3493.72	3518.39	3786.78	3811.45
		42"(1067mm)	JDGW-3042-KFFW	■ ■	3594.58	3627.47	3887.64	3920.53
		48"(1219mm)	JDGW-3048-KFFW	■ ■	3695.44	3736.55	3988.50	4029.61
		54"(1372mm)	JDGW-3054-KFFW	■ ■	3796.30	3845.63	4089.36	4138.69
		60"(1524mm)	JDGW-3060-KFFW	■ ■	3897.16	3954.71	4190.22	4247.77
		66"(1676mm)	JDGW-3066-KFFW	■ ■	3998.02	4063.79	4291.08	4356.85
		72"(1829mm)	JDGW-3072-KFFW	■ ■	4098.88	4172.87	4391.94	4465.93

# Desk Shells

## Executive Rectangular



JDXL-JFFSDS  
 JDXL-JFFLDS  
 JDXL-JFFWDS  
 JDXW-KFFSDS  
 JDXW-KFFLDS  
 JDXW-KFFWDS  
 Class Fm1

### Features

- Includes high-pressure laminate (HPL) or wood veneer top, steel, laminate or wood end panels, steel modesty panel, and assembly hardware.
- Top has 3mm edgeband on user and guest edge, and 1mm edgeband on sides.
- Edge on guest side extends 6"(152mm) beyond end panels along the entire width of the desk.
- Modesty panel is available with or without scallop wireway for cable management; scallop is centered at top of modesty panel.
- Glides provide 1.5"(38mm) adjustment range.
- Field assembled.

### Specification Tip

- When placing a mobile, attached, or suspended pedestal inside the desk shell, pedestal depth must be at least 12"(305mm) less than nominal depth of top. See table.
- Desk/Pedestal Nominal Depths

Desk Depth	Pedestal Depth
30"(762mm)	18"(457mm)
36"(914mm)	24"(610mm)

### To Order, Specify:

1) Product number, including:

**1 Modesty Panel Height:**

- B** 1/3 Height
- D** 3/4 Height (add **\$108.44** list)
- F** Full Height (add **\$216.86** list)

**2 Modesty Panel Cable Management:**

- N** No Scallop
- S** Scallop

- 2) Laminate or wood color for top.
- 3) Edge trim color for top.
- 4) End panel trim, laminate or wood finish.
- 5) End panel edge color (HPL only)
- 6) Modesty panel trim color.

Height	Depth	Width	Number	①②	Top - HPL A Trim		Top - HPL B Trim	
					A	B	A	B
<b>End Panel - Steel - Trim A</b>								
29"(737mm)	30"(762mm)	30"(762mm)	JDXL-3030-JFFS		\$ 2366.55	\$ 2383.00	\$ 2542.71	\$ 2559.16
		36"(914mm)	JDXL-3036-JFFS		2458.65	2483.32	2634.81	2659.48
		42"(1067mm)	JDXL-3042-JFFS		2550.75	2583.64	2726.91	2759.80
		48"(1219mm)	JDXL-3048-JFFS		2642.85	2683.96	2819.01	2860.12
		54"(1372mm)	JDXL-3054-JFFS		2734.95	2784.28	2911.11	2960.44
		60"(1524mm)	JDXL-3060-JFFS		2827.05	2884.60	3003.21	3060.76
		66"(1676mm)	JDXL-3066-JFFS		2919.15	2984.92	3095.31	3161.08
		72"(1829mm)	JDXL-3072-JFFS		3011.25	3085.24	3187.41	3261.40
29"(737mm)	36"(914mm)	30"(762mm)	JDXL-3630-JFFS		\$ 2456.43	\$ 2472.88	\$ 2665.47	\$ 2681.92
		36"(914mm)	JDXL-3636-JFFS		2548.53	2573.20	2757.57	2782.24
		42"(1067mm)	JDXL-3642-JFFS		2640.63	2673.52	2849.67	2882.56
		48"(1219mm)	JDXL-3648-JFFS		2732.73	2773.84	2941.77	2982.88
		54"(1372mm)	JDXL-3654-JFFS		2824.83	2874.16	3033.87	3083.20
		60"(1524mm)	JDXL-3660-JFFS		2916.93	2974.48	3125.97	3183.52
		66"(1676mm)	JDXL-3666-JFFS		3009.03	3074.80	3218.07	3283.84
		72"(1829mm)	JDXL-3672-JFFS		3101.13	3175.12	3310.17	3384.16
<b>End Panel - Steel - Trim B</b>								
29"(737mm)	30"(762mm)	30"(762mm)	JDXL-3030-JFFS		\$ 2431.70	\$ 2448.15	\$ 2607.86	\$ 2624.31
		36"(914mm)	JDXL-3036-JFFS		2531.18	2555.85	2707.34	2732.01
		42"(1067mm)	JDXL-3042-JFFS		2630.66	2663.55	2806.82	2839.71
		48"(1219mm)	JDXL-3048-JFFS		2730.14	2771.25	2906.30	2947.41
		54"(1372mm)	JDXL-3054-JFFS		2829.62	2878.95	3005.78	3055.11
		60"(1524mm)	JDXL-3060-JFFS		2929.10	2986.65	3105.26	3162.81
		66"(1676mm)	JDXL-3066-JFFS		3028.58	3094.35	3204.74	3270.51
		72"(1829mm)	JDXL-3072-JFFS		3128.06	3202.05	3304.22	3378.21
29"(737mm)	36"(914mm)	30"(762mm)	JDXL-3630-JFFS		\$ 2525.66	\$ 2542.11	\$ 2734.70	\$ 2751.15
		36"(914mm)	JDXL-3636-JFFS		2625.14	2649.81	2834.18	2858.85
		42"(1067mm)	JDXL-3642-JFFS		2724.62	2757.51	2933.66	2966.55
		48"(1219mm)	JDXL-3648-JFFS		2824.10	2865.21	3033.14	3074.25
		54"(1372mm)	JDXL-3654-JFFS		2923.58	2972.91	3132.62	3181.95
		60"(1524mm)	JDXL-3660-JFFS		3023.06	3080.61	3232.10	3289.65
		66"(1676mm)	JDXL-3666-JFFS		3122.54	3188.31	3331.58	3397.35
		72"(1829mm)	JDXL-3672-JFFS		3222.02	3296.01	3431.06	3505.05

# Desk Shells

## Executive Rectangular

Height	Depth	Width	Number	①②	Top - HPL A Trim		Top - HPL B Trim	
					A	B	A	B
<b>End Panel - HPL A</b>								
29"(737mm)	30"(762mm)	30"(762mm)	JDXL-3030-JFFL		\$ 2010.57	\$ 2027.02	\$ 2097.43	\$ 2113.88
		36"(914mm)	JDXL-3036-JFFL		2102.67	2127.34	2189.53	2214.20
		42"(1067mm)	JDXL-3042-JFFL		2194.77	2227.66	2281.63	2314.52
		48"(1219mm)	JDXL-3048-JFFL		2286.87	2327.98	2373.73	2414.84
		54"(1372mm)	JDXL-3054-JFFL		2378.97	2428.30	2465.83	2515.16
		60"(1524mm)	JDXL-3060-JFFL		2471.07	2528.62	2557.93	2615.48
		66"(1676mm)	JDXL-3066-JFFL		2563.17	2628.94	2650.03	2715.80
		72"(1829mm)	JDXL-3072-JFFL		2655.27	2729.26	2742.13	2816.12
29"(737mm)	36"(914mm)	30"(762mm)	JDXL-3630-JFFL		\$ 2100.45	\$ 2116.90	\$ 2190.31	\$ 2206.76
		36"(914mm)	JDXL-3636-JFFL		2192.55	2217.22	2282.41	2307.08
		42"(1067mm)	JDXL-3642-JFFL		2284.65	2317.54	2374.51	2407.40
		48"(1219mm)	JDXL-3648-JFFL		2376.75	2417.86	2466.61	2507.72
		54"(1372mm)	JDXL-3654-JFFL		2468.85	2518.18	2558.71	2608.04
		60"(1524mm)	JDXL-3660-JFFL		2560.95	2618.50	2650.81	2708.36
		66"(1676mm)	JDXL-3666-JFFL		2653.05	2718.82	2742.91	2808.68
		72"(1829mm)	JDXL-3672-JFFL		2745.15	2819.14	2835.01	2909.00
<b>End Panel - HPL B</b>								
29"(737mm)	30"(762mm)	30"(762mm)	JDXL-3030-JFFL		\$ 2075.72	\$ 2092.17	\$ 2162.58	\$ 2179.03
		36"(914mm)	JDXL-3036-JFFL		2175.20	2199.87	2262.06	2286.73
		42"(1067mm)	JDXL-3042-JFFL		2274.68	2307.57	2361.54	2394.43
		48"(1219mm)	JDXL-3048-JFFL		2374.16	2415.27	2461.02	2502.13
		54"(1372mm)	JDXL-3054-JFFL		2473.64	2522.97	2560.50	2609.83
		60"(1524mm)	JDXL-3060-JFFL		2573.12	2630.67	2659.98	2717.53
		66"(1676mm)	JDXL-3066-JFFL		2672.60	2738.37	2759.46	2825.23
		72"(1829mm)	JDXL-3072-JFFL		2772.08	2846.07	2858.94	2932.93
29"(737mm)	36"(914mm)	30"(762mm)	JDXL-3630-JFFL		\$ 2169.68	\$ 2186.13	\$ 2259.54	\$ 2275.99
		36"(914mm)	JDXL-3636-JFFL		2269.16	2293.83	2359.02	2383.69
		42"(1067mm)	JDXL-3642-JFFL		2368.64	2401.53	2458.50	2491.39
		48"(1219mm)	JDXL-3648-JFFL		2468.12	2509.23	2557.98	2599.09
		54"(1372mm)	JDXL-3654-JFFL		2567.60	2616.93	2657.46	2706.79
		60"(1524mm)	JDXL-3660-JFFL		2667.08	2724.63	2756.94	2814.49
		66"(1676mm)	JDXL-3666-JFFL		2766.56	2832.33	2856.42	2922.19
		72"(1829mm)	JDXL-3672-JFFL		2866.04	2940.03	2955.90	3029.89

# Desk Shells

## Executive Rectangular

Height	Depth	Width	Number	①②	Top - HPL A Trim		Top - HPL B Trim	
					A	B	A	B
<b>End Panel - Wood A</b>								
29"(737mm)	30"(762mm)	30"(762mm)	JDXL-3030-JFFW	■ ■	\$2566.99	\$2583.44	\$2860.05	\$2876.50
		36"(914mm)	JDXL-3036-JFFW	■ ■	2659.09	2683.76	2952.15	2976.82
		42"(1067mm)	JDXL-3042-JFFW	■ ■	2751.19	2784.08	3044.25	3077.14
		48"(1219mm)	JDXL-3048-JFFW	■ ■	2843.29	2884.40	3136.35	3177.46
		54"(1372mm)	JDXL-3054-JFFW	■ ■	2935.39	2984.72	3228.45	3277.78
		60"(1524mm)	JDXL-3060-JFFW	■ ■	3027.49	3085.04	3320.55	3378.10
		66"(1676mm)	JDXL-3066-JFFW	■ ■	3119.59	3185.36	3412.65	3478.42
		72"(1829mm)	JDXL-3072-JFFW	■ ■	3211.69	3285.68	3504.75	3578.74
29"(737mm)	36"(914mm)	30"(762mm)	JDXL-3630-JFFW	■ ■	\$2656.87	\$2673.32	\$2957.01	\$2973.46
		36"(914mm)	JDXL-3636-JFFW	■ ■	2748.97	2773.64	3049.11	3073.78
		42"(1067mm)	JDXL-3642-JFFW	■ ■	2841.07	2873.96	3141.21	3174.10
		48"(1219mm)	JDXL-3648-JFFW	■ ■	2933.17	2974.28	3233.31	3274.42
		54"(1372mm)	JDXL-3654-JFFW	■ ■	3025.27	3074.60	3325.41	3374.74
		60"(1524mm)	JDXL-3660-JFFW	■ ■	3117.37	3174.92	3417.51	3475.06
		66"(1676mm)	JDXL-3666-JFFW	■ ■	3209.47	3275.24	3509.61	3575.38
		72"(1829mm)	JDXL-3672-JFFW	■ ■	3301.57	3375.56	3601.71	3675.70
<b>End Panel - Wood B</b>								
29"(737mm)	30"(762mm)	30"(762mm)	JDXL-3030-JFFW	■ ■	\$2632.14	\$2648.59	\$2925.20	\$2941.65
		36"(914mm)	JDXL-3036-JFFW	■ ■	2731.62	2756.29	3024.68	3049.35
		42"(1067mm)	JDXL-3042-JFFW	■ ■	2831.10	2863.99	3124.16	3157.05
		48"(1219mm)	JDXL-3048-JFFW	■ ■	2930.58	2971.69	3223.64	3264.75
		54"(1372mm)	JDXL-3054-JFFW	■ ■	3030.06	3079.39	3323.12	3372.45
		60"(1524mm)	JDXL-3060-JFFW	■ ■	3129.54	3187.09	3422.60	3480.15
		66"(1676mm)	JDXL-3066-JFFW	■ ■	3229.02	3294.79	3522.08	3587.85
		72"(1829mm)	JDXL-3072-JFFW	■ ■	3328.50	3402.49	3621.56	3695.55
29"(737mm)	36"(914mm)	30"(762mm)	JDXL-3630-JFFW	■ ■	\$2726.10	\$2742.55	\$3026.24	\$3042.69
		36"(914mm)	JDXL-3636-JFFW	■ ■	2825.58	2850.25	3125.72	3150.39
		42"(1067mm)	JDXL-3642-JFFW	■ ■	2925.06	2957.95	3225.20	3258.09
		48"(1219mm)	JDXL-3648-JFFW	■ ■	3024.54	3065.65	3324.68	3365.79
		54"(1372mm)	JDXL-3654-JFFW	■ ■	3124.02	3173.35	3424.16	3473.49
		60"(1524mm)	JDXL-3660-JFFW	■ ■	3223.50	3281.05	3523.64	3581.19
		66"(1676mm)	JDXL-3666-JFFW	■ ■	3322.98	3388.75	3623.12	3688.89
		72"(1829mm)	JDXL-3672-JFFW	■ ■	3422.46	3496.45	3722.60	3796.59

# Desk Shells

## Executive Rectangular

Height	Depth	Width	Number	①②	Top - Wood A Trim		Top - Wood B Trim	
					A	B	A	B
<b>End Panel - Steel A</b>								
29"(737mm)	30"(762mm)	30"(762mm)	JDXW-3030-KFFS	■ ■	\$ 2885.95	\$2902.40	\$3062.11	\$3078.56
		36"(914mm)	JDXW-3036-KFFS	■ ■	2978.05	3002.72	3154.21	3178.88
		42"(1067mm)	JDXW-3042-KFFS	■ ■	3070.15	3103.04	3246.31	3279.20
		48"(1219mm)	JDXW-3048-KFFS	■ ■	3162.25	3203.36	3338.41	3379.52
		54"(1372mm)	JDXW-3054-KFFS	■ ■	3254.35	3303.68	3430.51	3479.84
		60"(1524mm)	JDXW-3060-KFFS	■ ■	3346.45	3404.00	3522.61	3580.16
		66"(1676mm)	JDXW-3066-KFFS	■ ■	3438.55	3504.32	3614.71	3680.48
		72"(1829mm)	JDXW-3072-KFFS	■ ■	3530.65	3604.64	3706.81	3780.80
29"(737mm)	36"(914mm)	30"(762mm)	JDXW-3630-KFFS	■ ■	\$3004.39	\$3020.84	\$ 3213.43	\$3229.88
		36"(914mm)	JDXW-3636-KFFS	■ ■	3096.49	3121.16	3305.53	3330.20
		42"(1067mm)	JDXW-3642-KFFS	■ ■	3188.59	3221.48	3397.63	3430.52
		48"(1219mm)	JDXW-3648-KFFS	■ ■	3280.69	3321.80	3489.73	3530.84
		54"(1372mm)	JDXW-3654-KFFS	■ ■	3372.79	3422.12	3581.83	3631.16
		60"(1524mm)	JDXW-3660-KFFS	■ ■	3464.89	3522.44	3673.93	3731.48
		66"(1676mm)	JDXW-3666-KFFS	■ ■	3556.99	3622.76	3766.03	3831.80
		72"(1829mm)	JDXW-3672-KFFS	■ ■	3649.09	3723.08	3858.13	3932.12
<b>End Panel - Steel B</b>								
29"(737mm)	30"(762mm)	30"(762mm)	JDXW-3030-KFFS	■ ■	\$ 2987.62	\$3004.07	\$ 3163.78	\$ 3180.23
		36"(914mm)	JDXW-3036-KFFS	■ ■	3088.48	3113.15	3264.64	3289.31
		42"(1067mm)	JDXW-3042-KFFS	■ ■	3189.34	3222.23	3365.50	3398.39
		48"(1219mm)	JDXW-3048-KFFS	■ ■	3290.20	3331.31	3466.36	3507.47
		54"(1372mm)	JDXW-3054-KFFS	■ ■	3391.06	3440.39	3567.22	3616.55
		60"(1524mm)	JDXW-3060-KFFS	■ ■	3491.92	3549.47	3668.08	3725.63
		66"(1676mm)	JDXW-3066-KFFS	■ ■	3592.78	3658.55	3768.94	3834.71
		72"(1829mm)	JDXW-3072-KFFS	■ ■	3693.64	3767.63	3869.80	3943.79
29"(737mm)	36"(914mm)	30"(762mm)	JDXW-3630-KFFS	■ ■	\$ 3111.34	\$ 3127.79	\$3320.38	\$3336.83
		36"(914mm)	JDXW-3636-KFFS	■ ■	3212.20	3236.87	3421.24	3445.91
		42"(1067mm)	JDXW-3642-KFFS	■ ■	3313.06	3345.95	3522.10	3554.99
		48"(1219mm)	JDXW-3648-KFFS	■ ■	3413.92	3455.03	3622.96	3664.07
		54"(1372mm)	JDXW-3654-KFFS	■ ■	3514.78	3564.11	3723.82	3773.15
		60"(1524mm)	JDXW-3660-KFFS	■ ■	3615.64	3673.19	3824.68	3882.23
		66"(1676mm)	JDXW-3666-KFFS	■ ■	3716.50	3782.27	3925.54	3991.31
		72"(1829mm)	JDXW-3672-KFFS	■ ■	3817.36	3891.35	4026.40	4100.39

# Desk Shells

## Executive Rectangular

Height	Depth	Width	Number	①②	Top - Wood A Trim		Top - Wood B Trim	
					A	B	A	B
<b>End Panel - HPL A</b>								
29"(737mm)	30"(762mm)	30"(762mm)	JDXW-3030-KFFL	■ ■	\$2529.97	\$2546.42	\$2616.83	\$2633.28
		36"(914mm)	JDXW-3036-KFFL	■ ■	2622.07	2646.74	2708.93	2733.60
		42"(1067mm)	JDXW-3042-KFFL	■ ■	2714.17	2747.06	2801.03	2833.92
		48"(1219mm)	JDXW-3048-KFFL	■ ■	2806.27	2847.38	2893.13	2934.24
		54"(1372mm)	JDXW-3054-KFFL	■ ■	2898.37	2947.70	2985.23	3034.56
		60"(1524mm)	JDXW-3060-KFFL	■ ■	2990.47	3048.02	3077.33	3134.88
		66"(1676mm)	JDXW-3066-KFFL	■ ■	3082.57	3148.34	3169.43	3235.20
		72"(1829mm)	JDXW-3072-KFFL	■ ■	3174.67	3248.66	3261.53	3335.52
29"(737mm)	36"(914mm)	30"(762mm)	JDXW-3630-KFFL	■ ■	\$2648.41	\$2664.86	\$2738.27	\$2754.72
		36"(914mm)	JDXW-3636-KFFL	■ ■	2740.51	2765.18	2830.37	2855.04
		42"(1067mm)	JDXW-3642-KFFL	■ ■	2832.61	2865.50	2922.47	2955.36
		48"(1219mm)	JDXW-3648-KFFL	■ ■	2924.71	2965.82	3014.57	3055.68
		54"(1372mm)	JDXW-3654-KFFL	■ ■	3016.81	3066.14	3106.67	3156.00
		60"(1524mm)	JDXW-3660-KFFL	■ ■	3108.91	3166.46	3198.77	3256.32
		66"(1676mm)	JDXW-3666-KFFL	■ ■	3201.01	3266.78	3290.87	3356.64
		72"(1829mm)	JDXW-3672-KFFL	■ ■	3293.11	3367.10	3382.97	3456.96
<b>End Panel - HPL B</b>								
29"(737mm)	30"(762mm)	30"(762mm)	JDXW-3030-KFFL	■ ■	\$2631.64	\$2648.09	\$2718.50	\$2734.95
		36"(914mm)	JDXW-3036-KFFL	■ ■	2732.50	2757.17	2819.36	2844.03
		42"(1067mm)	JDXW-3042-KFFL	■ ■	2833.36	2866.25	2920.22	2953.11
		48"(1219mm)	JDXW-3048-KFFL	■ ■	2934.22	2975.33	3021.08	3062.19
		54"(1372mm)	JDXW-3054-KFFL	■ ■	3035.08	3084.41	3121.94	3171.27
		60"(1524mm)	JDXW-3060-KFFL	■ ■	3135.94	3193.49	3222.80	3280.35
		66"(1676mm)	JDXW-3066-KFFL	■ ■	3236.80	3302.57	3323.66	3389.43
		72"(1829mm)	JDXW-3072-KFFL	■ ■	3337.66	3411.65	3424.52	3498.51
29"(737mm)	36"(914mm)	30"(762mm)	JDXW-3630-KFFL	■ ■	\$2755.36	\$2771.81	\$2845.22	\$2861.67
		36"(914mm)	JDXW-3636-KFFL	■ ■	2856.22	2880.89	2946.08	2970.75
		42"(1067mm)	JDXW-3642-KFFL	■ ■	2957.08	2989.97	3046.94	3079.83
		48"(1219mm)	JDXW-3648-KFFL	■ ■	3057.94	3099.05	3147.80	3188.91
		54"(1372mm)	JDXW-3654-KFFL	■ ■	3158.80	3208.13	3248.66	3297.99
		60"(1524mm)	JDXW-3660-KFFL	■ ■	3259.66	3317.21	3349.52	3407.07
		66"(1676mm)	JDXW-3666-KFFL	■ ■	3360.52	3426.29	3450.38	3516.15
		72"(1829mm)	JDXW-3672-KFFL	■ ■	3461.38	3535.37	3551.24	3625.23

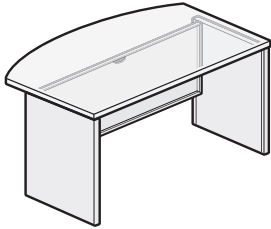
# Desk Shells

## Executive Rectangular

Height	Depth	Width	Number	①②	Top - Wood A Trim		Top - Wood B Trim	
					A	B	A	B
<b>End Panel - Wood A</b>								
29"(737mm)	30"(762mm)	30"(762mm)	JDXW-3030-KFFW	■ ■	\$3086.39	\$ 3102.84	\$ 3379.45	\$ 3395.90
		36"(914mm)	JDXW-3036-KFFW	■ ■	3178.49	3203.16	3471.55	3496.22
		42"(1067mm)	JDXW-3042-KFFW	■ ■	3270.59	3303.48	3563.65	3596.54
		48"(1219mm)	JDXW-3048-KFFW	■ ■	3362.69	3403.80	3655.75	3696.86
		54"(1372mm)	JDXW-3054-KFFW	■ ■	3454.79	3504.12	3747.85	3797.18
		60"(1524mm)	JDXW-3060-KFFW	■ ■	3546.89	3604.44	3839.95	3897.50
		66"(1676mm)	JDXW-3066-KFFW	■ ■	3638.99	3704.76	3932.05	3997.82
		72"(1829mm)	JDXW-3072-KFFW	■ ■	3731.09	3805.08	4024.15	4098.14
29"(737mm)	36"(914mm)	30"(762mm)	JDXW-3630-KFFW	■ ■	\$3204.83	\$ 3221.28	\$3504.97	\$ 3521.42
		36"(914mm)	JDXW-3636-KFFW	■ ■	3296.93	3321.60	3597.07	3621.74
		42"(1067mm)	JDXW-3642-KFFW	■ ■	3389.03	3421.92	3689.17	3722.06
		48"(1219mm)	JDXW-3648-KFFW	■ ■	3481.13	3522.24	3781.27	3822.38
		54"(1372mm)	JDXW-3654-KFFW	■ ■	3573.23	3622.56	3873.37	3922.70
		60"(1524mm)	JDXW-3660-KFFW	■ ■	3665.33	3722.88	3965.47	4023.02
		66"(1676mm)	JDXW-3666-KFFW	■ ■	3757.43	3823.20	4057.57	4123.34
		72"(1829mm)	JDXW-3672-KFFW	■ ■	3849.53	3923.52	4149.67	4223.66
<b>End Panel - Wood B</b>								
29"(737mm)	30"(762mm)	30"(762mm)	JDXW-3030-KFFW	■ ■	\$ 3188.06	\$3204.51	\$ 3481.12	\$ 3497.57
		36"(914mm)	JDXW-3036-KFFW	■ ■	3288.92	3313.59	3581.98	3606.65
		42"(1067mm)	JDXW-3042-KFFW	■ ■	3389.78	3422.67	3682.84	3715.73
		48"(1219mm)	JDXW-3048-KFFW	■ ■	3490.64	3531.75	3783.70	3824.81
		54"(1372mm)	JDXW-3054-KFFW	■ ■	3591.50	3640.83	3884.56	3933.89
		60"(1524mm)	JDXW-3060-KFFW	■ ■	3692.36	3749.91	3985.42	4042.97
		66"(1676mm)	JDXW-3066-KFFW	■ ■	3793.22	3858.99	4086.28	4152.05
		72"(1829mm)	JDXW-3072-KFFW	■ ■	3894.08	3968.07	4187.14	4261.13
29"(737mm)	36"(914mm)	30"(762mm)	JDXW-3630-KFFW	■ ■	\$ 3311.78	\$3328.23	\$ 3611.92	\$ 3628.37
		36"(914mm)	JDXW-3636-KFFW	■ ■	3412.64	3437.31	3712.78	3737.45
		42"(1067mm)	JDXW-3642-KFFW	■ ■	3513.50	3546.39	3813.64	3846.53
		48"(1219mm)	JDXW-3648-KFFW	■ ■	3614.36	3655.47	3914.50	3955.61
		54"(1372mm)	JDXW-3654-KFFW	■ ■	3715.22	3764.55	4015.36	4064.69
		60"(1524mm)	JDXW-3660-KFFW	■ ■	3816.08	3873.63	4116.22	4173.77
		66"(1676mm)	JDXW-3666-KFFW	■ ■	3916.94	3982.71	4217.08	4282.85
		72"(1829mm)	JDXW-3672-KFFW	■ ■	4017.80	4091.79	4317.94	4391.93

# Desk Shells

## Executive Bow Front



JDHL-JFFSDS  
JDHL-JFFLDS  
JDHL-JFFWDS  
JDHW-KFFSDS  
JDHW-KFFLDS  
JDHW-KFFWDS  
Class FM1

### Features

- Includes high-pressure laminate (HPL) or wood veneer top, steel, laminate or wood end panels, steel modesty panel, and assembly hardware.
- Top has 3mm edgeband on user and guest edge, and 1mm edgeband on sides.
- Bow edge on guest side extends 10"(254mm) beyond end panels at the center of the desk (4"(102mm) of extension + 6"(152mm) of bow).
- Modesty panel is available with or without scallop wireway for cable management; scallop is centered at top of modesty panel.
- Glides provide 1.5"(38mm) adjustment range.
- Field assembled.

### Specification Tip

- When placing a mobile, attached, or suspended pedestal inside the desk shell, pedestal depth must be at least 12"(305mm) less than nominal depth of top. See table.

### Desk/Pedestal Nominal Depths

Desk Depth	Pedestal Depth
30"(762mm)	18"(457mm)
36"(914mm)	24"(610mm)

### To Order, Specify:

1) Product number, including:

#### 1 Modesty Panel Height:

- B** 1/3 Height
- D** 3/4 Height (add **\$108.44** list)
- F** Full Height (add **\$216.86** list)

#### 2 Modesty Panel Cable Management:

- N** No Scallop
- S** Scallop

- 2) Laminate or wood color for top.
- 3) Edge trim color for top (HPL only).
- 4) End panel trim, laminate or wood finish.
- 5) End panel edge color (HPL only)
- 6) Modesty panel trim color.

**Note:** Desk pedestals must be specified separately.

Height	Depth	Width	Number	①②	Top - HPL A Trim		Top - HPL B Trim			
					A	B	A	B		
<b>End Panel - Steel - Trim A</b>										
29"(737mm)	30"(762mm)	30"(762mm)	JDHL-3030-JFFS		\$ 2511.79	\$2528.24	\$ 2687.95	\$ 2704.40		
		36"(914mm)	JDHL-3036-JFFS		2603.89	2628.56	2780.05	2804.72		
		42"(1067mm)	JDHL-3042-JFFS		2695.99	2728.88	2872.15	2905.04		
		48"(1219mm)	JDHL-3048-JFFS		2788.09	2829.20	2964.25	3005.36		
		54"(1372mm)	JDHL-3054-JFFS		2880.19	2929.52	3056.35	3105.68		
		60"(1524mm)	JDHL-3060-JFFS		2972.29	3029.84	3148.45	3206.00		
		66"(1676mm)	JDHL-3066-JFFS		3064.39	3130.16	3240.55	3306.32		
29"(737mm)	36"(914mm)	30"(762mm)	JDHL-3630-JFFS		\$ 2601.67	\$ 2618.12	\$ 2810.71	\$ 2827.16		
		36"(914mm)	JDHL-3636-JFFS		2693.77	2718.44	2902.81	2927.48		
		42"(1067mm)	JDHL-3642-JFFS		2785.87	2818.76	2994.91	3027.80		
		48"(1219mm)	JDHL-3648-JFFS		2877.97	2919.08	3087.01	3128.12		
		54"(1372mm)	JDHL-3654-JFFS		2970.07	3019.40	3179.11	3228.44		
		60"(1524mm)	JDHL-3660-JFFS		3062.17	3119.72	3271.21	3328.76		
		66"(1676mm)	JDHL-3666-JFFS		3154.27	3220.04	3363.31	3429.08		
29"(737mm)	36"(914mm)	72"(1829mm)	JDHL-3672-JFFS		3246.37	3320.36	3455.41	3529.40		
		<b>End Panel - Steel - Trim B</b>								
		29"(737mm)	30"(762mm)	30"(762mm)	JDHL-3030-JFFS		\$ 2588.55	\$2605.00	\$ 2764.71	\$ 2781.16
				36"(914mm)	JDHL-3036-JFFS		2688.03	2712.70	2864.19	2888.86
				42"(1067mm)	JDHL-3042-JFFS		2787.51	2820.40	2963.67	2996.56
				48"(1219mm)	JDHL-3048-JFFS		2886.99	2928.10	3063.15	3104.26
				54"(1372mm)	JDHL-3054-JFFS		2986.47	3035.80	3162.63	3211.96
60"(1524mm)	JDHL-3060-JFFS				3085.95	3143.50	3262.11	3319.66		
66"(1676mm)	JDHL-3066-JFFS				3185.43	3251.20	3361.59	3427.36		
29"(737mm)	36"(914mm)	72"(1829mm)	JDHL-3072-JFFS		3284.91	3358.90	3461.07	3535.06		
		29"(737mm)	36"(914mm)	30"(762mm)	JDHL-3630-JFFS		\$ 2682.51	\$2698.96	\$ 2891.55	\$ 2908.00
				36"(914mm)	JDHL-3636-JFFS		2781.99	2806.66	2991.03	3015.70
				42"(1067mm)	JDHL-3642-JFFS		2881.47	2914.36	3090.51	3123.40
				48"(1219mm)	JDHL-3648-JFFS		2980.95	3022.06	3189.99	3231.10
				54"(1372mm)	JDHL-3654-JFFS		3080.43	3129.76	3289.47	3338.80
				60"(1524mm)	JDHL-3660-JFFS		3179.91	3237.46	3388.95	3446.50
66"(1676mm)	JDHL-3666-JFFS				3279.39	3345.16	3488.43	3554.20		
72"(1829mm)	JDHL-3672-JFFS		3378.87	3452.86	3587.91	3661.90				

# Desk Shells

## Executive Bow Front

Height	Depth	Width	Number	①②	Top - HPL A Trim		Top - HPL B Trim	
					A	B	A	B
<b>End Panel - HPL A</b>								
29"(737mm)	30"(762mm)	30"(762mm)	JDHL-3030-JFFL		\$ 2155.81	\$ 2172.26	\$2242.67	\$ 2259.12
		36"(914mm)	JDHL-3036-JFFL		2247.91	2272.58	2334.77	2359.44
		42"(1067mm)	JDHL-3042-JFFL		2340.01	2372.90	2426.87	2459.76
		48"(1219mm)	JDHL-3048-JFFL		2432.11	2473.22	2518.97	2560.08
		54"(1372mm)	JDHL-3054-JFFL		2524.21	2573.54	2611.07	2660.40
		60"(1524mm)	JDHL-3060-JFFL		2616.31	2673.86	2703.17	2760.72
		66"(1676mm)	JDHL-3066-JFFL		2708.41	2774.18	2795.27	2861.04
		72"(1829mm)	JDHL-3072-JFFL		2800.51	2874.50	2887.37	2961.36
29"(737mm)	36"(914mm)	30"(762mm)	JDHL-3630-JFFL		\$ 2245.69	\$ 2262.14	\$ 2335.55	\$ 2352.00
		36"(914mm)	JDHL-3636-JFFL		2337.79	2362.46	2427.65	2452.32
		42"(1067mm)	JDHL-3642-JFFL		2429.89	2462.78	2519.75	2552.64
		48"(1219mm)	JDHL-3648-JFFL		2521.99	2563.10	2611.85	2652.96
		54"(1372mm)	JDHL-3654-JFFL		2614.09	2663.42	2703.95	2753.28
		60"(1524mm)	JDHL-3660-JFFL		2706.19	2763.74	2796.05	2853.60
		66"(1676mm)	JDHL-3666-JFFL		2798.29	2864.06	2888.15	2953.92
		72"(1829mm)	JDHL-3672-JFFL		2890.39	2964.38	2980.25	3054.24
<b>End Panel - HPL B</b>								
29"(737mm)	30"(762mm)	30"(762mm)	JDHL-3030-JFFL		\$ 2232.57	\$ 2249.02	\$ 2319.43	\$ 2335.88
		36"(914mm)	JDHL-3036-JFFL		2332.05	2356.72	2418.91	2443.58
		42"(1067mm)	JDHL-3042-JFFL		2431.53	2464.42	2518.39	2551.28
		48"(1219mm)	JDHL-3048-JFFL		2531.01	2572.12	2617.87	2658.98
		54"(1372mm)	JDHL-3054-JFFL		2630.49	2679.82	2717.35	2766.68
		60"(1524mm)	JDHL-3060-JFFL		2729.97	2787.52	2816.83	2874.38
		66"(1676mm)	JDHL-3066-JFFL		2829.45	2895.22	2916.31	2982.08
		72"(1829mm)	JDHL-3072-JFFL		2928.93	3002.92	3015.79	3089.78
29"(737mm)	36"(914mm)	30"(762mm)	JDHL-3630-JFFL		\$ 2326.53	\$ 2342.98	\$ 2416.39	\$ 2432.84
		36"(914mm)	JDHL-3636-JFFL		2426.01	2450.68	2515.87	2540.54
		42"(1067mm)	JDHL-3642-JFFL		2525.49	2558.38	2615.35	2648.24
		48"(1219mm)	JDHL-3648-JFFL		2624.97	2666.08	2714.83	2755.94
		54"(1372mm)	JDHL-3654-JFFL		2724.45	2773.78	2814.31	2863.64
		60"(1524mm)	JDHL-3660-JFFL		2823.93	2881.48	2913.79	2971.34
		66"(1676mm)	JDHL-3666-JFFL		2923.41	2989.18	3013.27	3079.04
		72"(1829mm)	JDHL-3672-JFFL		3022.89	3096.88	3112.75	3186.74

# Desk Shells

## Executive Bow Front

Height	Depth	Width	Number	①②	Top - HPL A Trim		Top - HPL B Trim	
					A	B	A	B
<b>End Panel - Wood A</b>								
29"(737mm)	30"(762mm)	30"(762mm)	JDHL-3030-JFFW	■ ■	\$ 2712.23	\$ 2728.68	\$3005.29	\$ 3021.74
		36"(914mm)	JDHL-3036-JFFW	■ ■	2804.33	2829.00	3097.39	3122.06
		42"(1067mm)	JDHL-3042-JFFW	■ ■	2896.43	2929.32	3189.49	3222.38
		48"(1219mm)	JDHL-3048-JFFW	■ ■	2988.53	3029.64	3281.59	3322.70
		54"(1372mm)	JDHL-3054-JFFW	■ ■	3080.63	3129.96	3373.69	3423.02
		60"(1524mm)	JDHL-3060-JFFW	■ ■	3172.73	3230.28	3465.79	3523.34
		66"(1676mm)	JDHL-3066-JFFW	■ ■	3264.83	3330.60	3557.89	3623.66
		72"(1829mm)	JDHL-3072-JFFW	■ ■	3356.93	3430.92	3649.99	3723.98
29"(737mm)	36"(914mm)	30"(762mm)	JDHL-3630-JFFW	■ ■	\$2802.11	\$ 2818.56	\$ 3102.25	\$ 3118.70
		36"(914mm)	JDHL-3636-JFFW	■ ■	2894.21	2918.88	3194.35	3219.02
		42"(1067mm)	JDHL-3642-JFFW	■ ■	2986.31	3019.20	3286.45	3319.34
		48"(1219mm)	JDHL-3648-JFFW	■ ■	3078.41	3119.52	3378.55	3419.66
		54"(1372mm)	JDHL-3654-JFFW	■ ■	3170.51	3219.84	3470.65	3519.98
		60"(1524mm)	JDHL-3660-JFFW	■ ■	3262.61	3320.16	3562.75	3620.30
		66"(1676mm)	JDHL-3666-JFFW	■ ■	3354.71	3420.48	3654.85	3720.62
		72"(1829mm)	JDHL-3672-JFFW	■ ■	3446.81	3520.80	3746.95	3820.94
<b>End Panel - Wood B</b>								
29"(737mm)	30"(762mm)	30"(762mm)	JDHL-3030-JFFW	■ ■	\$ 2788.99	\$2805.44	\$3082.05	\$3098.50
		36"(914mm)	JDHL-3036-JFFW	■ ■	2888.47	2913.14	3181.53	3206.20
		42"(1067mm)	JDHL-3042-JFFW	■ ■	2987.95	3020.84	3281.01	3313.90
		48"(1219mm)	JDHL-3048-JFFW	■ ■	3087.43	3128.54	3380.49	3421.60
		54"(1372mm)	JDHL-3054-JFFW	■ ■	3186.91	3236.24	3479.97	3529.30
		60"(1524mm)	JDHL-3060-JFFW	■ ■	3286.39	3343.94	3579.45	3637.00
		66"(1676mm)	JDHL-3066-JFFW	■ ■	3385.87	3451.64	3678.93	3744.70
		72"(1829mm)	JDHL-3072-JFFW	■ ■	3485.35	3559.34	3778.41	3852.40
29"(737mm)	36"(914mm)	30"(762mm)	JDHL-3630-JFFW	■ ■	\$2882.95	\$2899.40	\$ 3183.09	\$ 3199.54
		36"(914mm)	JDHL-3636-JFFW	■ ■	2982.43	3007.10	3282.57	3307.24
		42"(1067mm)	JDHL-3642-JFFW	■ ■	3081.91	3114.80	3382.05	3414.94
		48"(1219mm)	JDHL-3648-JFFW	■ ■	3181.39	3222.50	3481.53	3522.64
		54"(1372mm)	JDHL-3654-JFFW	■ ■	3280.87	3330.20	3581.01	3630.34
		60"(1524mm)	JDHL-3660-JFFW	■ ■	3380.35	3437.90	3680.49	3738.04
		66"(1676mm)	JDHL-3666-JFFW	■ ■	3479.83	3545.60	3779.97	3845.74
		72"(1829mm)	JDHL-3672-JFFW	■ ■	3579.31	3653.30	3879.45	3953.44

# Desk Shells

## Executive Bow Front

Height	Depth	Width	Number	①②	Top - Wood A Trim		Top - Wood B Trim	
					A	B	A	B
<b>End Panel - Steel A</b>								
29"(737mm)	30"(762mm)	30"(762mm)	JDHW-3030-KFFS	■ ■	\$3059.83	\$ 3076.28	\$ 3235.99	\$ 3252.44
		36"(914mm)	JDHW-3036-KFFS	■ ■	3151.93	3176.60	3328.09	3352.76
		42"(1067mm)	JDHW-3042-KFFS	■ ■	3244.03	3276.92	3420.19	3453.08
		48"(1219mm)	JDHW-3048-KFFS	■ ■	3336.13	3377.24	3512.29	3553.40
		54"(1372mm)	JDHW-3054-KFFS	■ ■	3428.23	3477.56	3604.39	3653.72
		60"(1524mm)	JDHW-3060-KFFS	■ ■	3520.33	3577.88	3696.49	3754.04
		66"(1676mm)	JDHW-3066-KFFS	■ ■	3612.43	3678.20	3788.59	3854.36
		72"(1829mm)	JDHW-3072-KFFS	■ ■	3704.53	3778.52	3880.69	3954.68
29"(737mm)	36"(914mm)	30"(762mm)	JDHW-3630-KFFS	■ ■	\$ 3178.27	\$ 3194.72	\$ 3387.31	\$ 3403.76
		36"(914mm)	JDHW-3636-KFFS	■ ■	3270.37	3295.04	3479.41	3504.08
		42"(1067mm)	JDHW-3642-KFFS	■ ■	3362.47	3395.36	3571.51	3604.40
		48"(1219mm)	JDHW-3648-KFFS	■ ■	3454.57	3495.68	3663.61	3704.72
		54"(1372mm)	JDHW-3654-KFFS	■ ■	3546.67	3596.00	3755.71	3805.04
		60"(1524mm)	JDHW-3660-KFFS	■ ■	3638.77	3696.32	3847.81	3905.36
		66"(1676mm)	JDHW-3666-KFFS	■ ■	3730.87	3796.64	3939.91	4005.68
		72"(1829mm)	JDHW-3672-KFFS	■ ■	3822.97	3896.96	4032.01	4106.00
<b>End Panel - Steel B</b>								
29"(737mm)	30"(762mm)	30"(762mm)	JDHW-3030-KFFS	■ ■	\$ 3192.42	\$3208.87	\$ 3368.58	\$ 3385.03
		36"(914mm)	JDHW-3036-KFFS	■ ■	3293.28	3317.95	3469.44	3494.11
		42"(1067mm)	JDHW-3042-KFFS	■ ■	3394.14	3427.03	3570.30	3603.19
		48"(1219mm)	JDHW-3048-KFFS	■ ■	3495.00	3536.11	3671.16	3712.27
		54"(1372mm)	JDHW-3054-KFFS	■ ■	3595.86	3645.19	3772.02	3821.35
		60"(1524mm)	JDHW-3060-KFFS	■ ■	3696.72	3754.27	3872.88	3930.43
		66"(1676mm)	JDHW-3066-KFFS	■ ■	3797.58	3863.35	3973.74	4039.51
		72"(1829mm)	JDHW-3072-KFFS	■ ■	3898.44	3972.43	4074.60	4148.59
29"(737mm)	36"(914mm)	30"(762mm)	JDHW-3630-KFFS	■ ■	\$ 3316.14	\$ 3332.59	\$ 3525.18	\$ 3541.63
		36"(914mm)	JDHW-3636-KFFS	■ ■	3417.00	3441.67	3626.04	3650.71
		42"(1067mm)	JDHW-3642-KFFS	■ ■	3517.86	3550.75	3726.90	3759.79
		48"(1219mm)	JDHW-3648-KFFS	■ ■	3618.72	3659.83	3827.76	3868.87
		54"(1372mm)	JDHW-3654-KFFS	■ ■	3719.58	3768.91	3928.62	3977.95
		60"(1524mm)	JDHW-3660-KFFS	■ ■	3820.44	3877.99	4029.48	4087.03
		66"(1676mm)	JDHW-3666-KFFS	■ ■	3921.30	3987.07	4130.34	4196.11
		72"(1829mm)	JDHW-3672-KFFS	■ ■	4022.16	4096.15	4231.20	4305.19

# Desk Shells

## Executive Bow Front

Height	Depth	Width	Number	①②	Top - Wood A Trim		Top - Wood B Trim	
					A	B	A	B
<b>End Panel - HPL A</b>								
29"(737mm)	30"(762mm)	30"(762mm)	JDHW-3030-KFFL	■ ■	\$ 2703.85	\$ 2720.30	\$ 2790.71	\$ 2807.16
		36"(914mm)	JDHW-3036-KFFL	■ ■	2795.95	2820.62	2882.81	2907.48
		42"(1067mm)	JDHW-3042-KFFL	■ ■	2888.05	2920.94	2974.91	3007.80
		48"(1219mm)	JDHW-3048-KFFL	■ ■	2980.15	3021.26	3067.01	3108.12
		54"(1372mm)	JDHW-3054-KFFL	■ ■	3072.25	3121.58	3159.11	3208.44
		60"(1524mm)	JDHW-3060-KFFL	■ ■	3164.35	3221.90	3251.21	3308.76
		66"(1676mm)	JDHW-3066-KFFL	■ ■	3256.45	3322.22	3343.31	3409.08
		72"(1829mm)	JDHW-3072-KFFL	■ ■	3348.55	3422.54	3435.41	3509.40
29"(737mm)	36"(914mm)	30"(762mm)	JDHW-3630-KFFL	■ ■	\$ 2822.29	\$ 2838.74	\$ 2912.15	\$ 2928.60
		36"(914mm)	JDHW-3636-KFFL	■ ■	2914.39	2939.06	3004.25	3028.92
		42"(1067mm)	JDHW-3642-KFFL	■ ■	3006.49	3039.38	3096.35	3129.24
		48"(1219mm)	JDHW-3648-KFFL	■ ■	3098.59	3139.70	3188.45	3229.56
		54"(1372mm)	JDHW-3654-KFFL	■ ■	3190.69	3240.02	3280.55	3329.88
		60"(1524mm)	JDHW-3660-KFFL	■ ■	3282.79	3340.34	3372.65	3430.20
		66"(1676mm)	JDHW-3666-KFFL	■ ■	3374.89	3440.66	3464.75	3530.52
		72"(1829mm)	JDHW-3672-KFFL	■ ■	3466.99	3540.98	3556.85	3630.84
<b>End Panel - HPL B</b>								
29"(737mm)	30"(762mm)	30"(762mm)	JDHW-3030-KFFL	■ ■	\$ 2836.44	\$ 2852.89	\$ 2923.30	\$ 2939.75
		36"(914mm)	JDHW-3036-KFFL	■ ■	2937.30	2961.97	3024.16	3048.83
		42"(1067mm)	JDHW-3042-KFFL	■ ■	3038.16	3071.05	3125.02	3157.91
		48"(1219mm)	JDHW-3048-KFFL	■ ■	3139.02	3180.13	3225.88	3266.99
		54"(1372mm)	JDHW-3054-KFFL	■ ■	3239.88	3289.21	3326.74	3376.07
		60"(1524mm)	JDHW-3060-KFFL	■ ■	3340.74	3398.29	3427.60	3485.15
		66"(1676mm)	JDHW-3066-KFFL	■ ■	3441.60	3507.37	3528.46	3594.23
		72"(1829mm)	JDHW-3072-KFFL	■ ■	3542.46	3616.45	3629.32	3703.31
29"(737mm)	36"(914mm)	30"(762mm)	JDHW-3630-KFFL	■ ■	\$ 2960.16	\$ 2976.61	\$ 3050.02	\$ 3066.47
		36"(914mm)	JDHW-3636-KFFL	■ ■	3061.02	3085.69	3150.88	3175.55
		42"(1067mm)	JDHW-3642-KFFL	■ ■	3161.88	3194.77	3251.74	3284.63
		48"(1219mm)	JDHW-3648-KFFL	■ ■	3262.74	3303.85	3352.60	3393.71
		54"(1372mm)	JDHW-3654-KFFL	■ ■	3363.60	3412.93	3453.46	3502.79
		60"(1524mm)	JDHW-3660-KFFL	■ ■	3464.46	3522.01	3554.32	3611.87
		66"(1676mm)	JDHW-3666-KFFL	■ ■	3565.32	3631.09	3655.18	3720.95
		72"(1829mm)	JDHW-3672-KFFL	■ ■	3666.18	3740.17	3756.04	3830.03

# Desk Shells

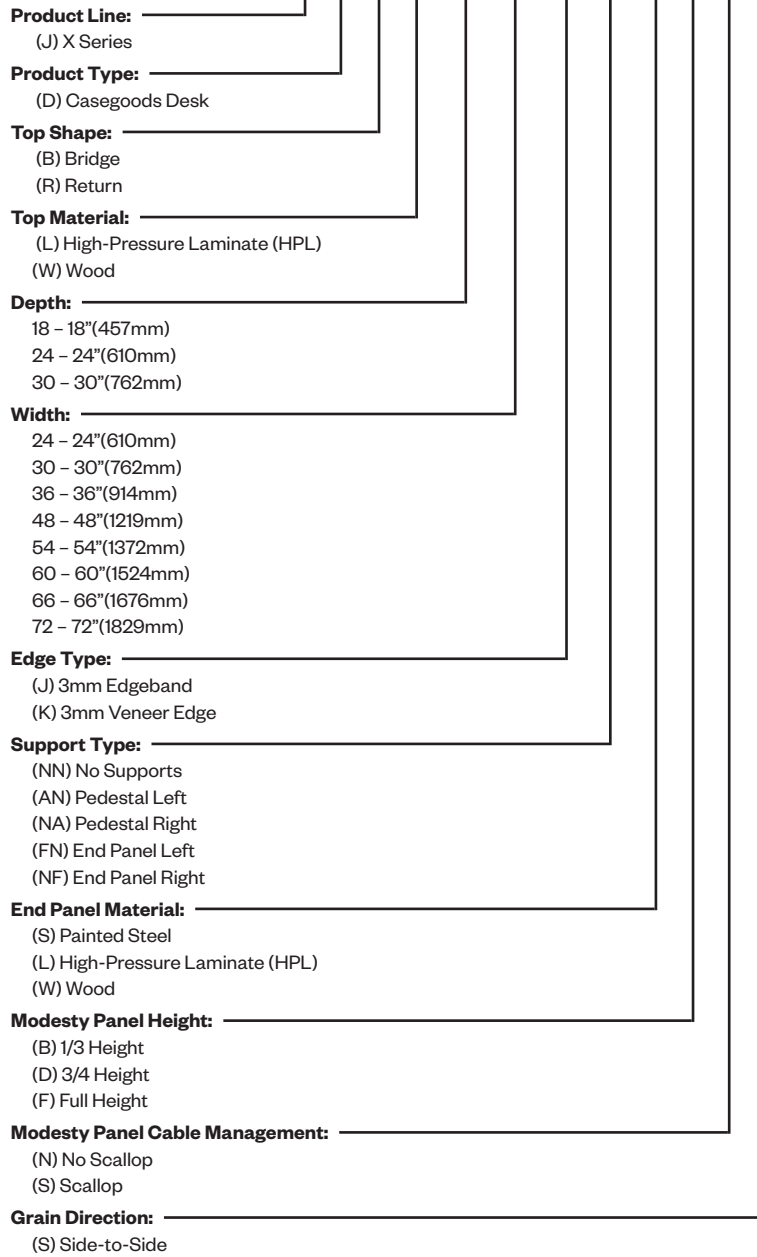
## Executive Bow Front

Height	Depth	Width	Number	①②	Top - Wood A Trim		Top - Wood B Trim	
					A	B	A	B
<b>End Panel - Wood A</b>								
29"(737mm)	30"(762mm)	30"(762mm)	JDHW-3030-KFFW	■ ■	\$3260.27	\$3276.72	\$3553.33	\$3569.78
		36"(914mm)	JDHW-3036-KFFW	■ ■	3352.37	3377.04	3645.43	3670.10
		42"(1067mm)	JDHW-3042-KFFW	■ ■	3444.47	3477.36	3737.53	3770.42
		48"(1219mm)	JDHW-3048-KFFW	■ ■	3536.57	3577.68	3829.63	3870.74
		54"(1372mm)	JDHW-3054-KFFW	■ ■	3628.67	3678.00	3921.73	3971.06
		60"(1524mm)	JDHW-3060-KFFW	■ ■	3720.77	3778.32	4013.83	4071.38
		66"(1676mm)	JDHW-3066-KFFW	■ ■	3812.87	3878.64	4105.93	4171.70
		72"(1829mm)	JDHW-3072-KFFW	■ ■	3904.97	3978.96	4198.03	4272.02
29"(737mm)	36"(914mm)	30"(762mm)	JDHW-3630-KFFW	■ ■	\$3378.71	\$3395.16	\$3678.85	\$3695.30
		36"(914mm)	JDHW-3636-KFFW	■ ■	3470.81	3495.48	3770.95	3795.62
		42"(1067mm)	JDHW-3642-KFFW	■ ■	3562.91	3595.80	3863.05	3895.94
		48"(1219mm)	JDHW-3648-KFFW	■ ■	3655.01	3696.12	3955.15	3996.26
		54"(1372mm)	JDHW-3654-KFFW	■ ■	3747.11	3796.44	4047.25	4096.58
		60"(1524mm)	JDHW-3660-KFFW	■ ■	3839.21	3896.76	4139.35	4196.90
		66"(1676mm)	JDHW-3666-KFFW	■ ■	3931.31	3997.08	4231.45	4297.22
		72"(1829mm)	JDHW-3672-KFFW	■ ■	4023.41	4097.40	4323.55	4397.54
<b>End Panel - Wood B</b>								
29"(737mm)	30"(762mm)	30"(762mm)	JDHW-3030-KFFW	■ ■	\$3392.86	\$3409.31	\$3685.92	\$3702.37
		36"(914mm)	JDHW-3036-KFFW	■ ■	3493.72	3518.39	3786.78	3811.45
		42"(1067mm)	JDHW-3042-KFFW	■ ■	3594.58	3627.47	3887.64	3920.53
		48"(1219mm)	JDHW-3048-KFFW	■ ■	3695.44	3736.55	3988.50	4029.61
		54"(1372mm)	JDHW-3054-KFFW	■ ■	3796.30	3845.63	4089.36	4138.69
		60"(1524mm)	JDHW-3060-KFFW	■ ■	3897.16	3954.71	4190.22	4247.77
		66"(1676mm)	JDHW-3066-KFFW	■ ■	3998.02	4063.79	4291.08	4356.85
		72"(1829mm)	JDHW-3072-KFFW	■ ■	4098.88	4172.87	4391.94	4465.93
29"(737mm)	36"(914mm)	30"(762mm)	JDHW-3630-KFFW	■ ■	\$3516.58	\$3533.03	\$3816.72	\$3833.17
		36"(914mm)	JDHW-3636-KFFW	■ ■	3617.44	3642.11	3917.58	3942.25
		42"(1067mm)	JDHW-3642-KFFW	■ ■	3718.30	3751.19	4018.44	4051.33
		48"(1219mm)	JDHW-3648-KFFW	■ ■	3819.16	3860.27	4119.30	4160.41
		54"(1372mm)	JDHW-3654-KFFW	■ ■	3920.02	3969.35	4220.16	4269.49
		60"(1524mm)	JDHW-3660-KFFW	■ ■	4020.88	4078.43	4321.02	4378.57
		66"(1676mm)	JDHW-3666-KFFW	■ ■	4121.74	4187.51	4421.88	4487.65
		72"(1829mm)	JDHW-3672-KFFW	■ ■	4222.60	4296.59	4522.74	4596.73

# Returns and Bridges

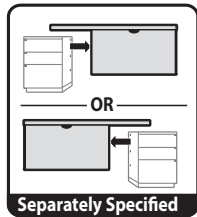
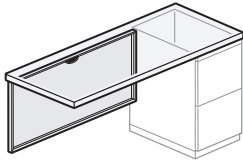
## Catalog Logic

J D R L - 24 60 - J AN L B S S



# Returns

## Pedestal Return



JDRL-JNANDSS  
JDRW-KNANDSS  
(Right-Hand)  
Class FM1

### Features

- Includes high-pressure laminate (HPL) or wood veneer top, steel modesty panel, and hardware for assembly and attachment to adjacent desk shell, single pedestal desk, corner unit, or convergent with end panel.
- Top has 3mm edgeband on user side, and 1mm edgeband on guest edge and sides.
- Modesty panel is available with or without scallop wireway for cable management; scallop is centered at top of modesty panel.
- Glides provide 1"(25mm) adjustment range.
- Field assembled.

### Specification Tip

- One X Series desk pedestal must be specified separately; nominal depth of desk pedestal must match nominal depth of return top.

### To Order, Specify:

1) Product number, including:

**1 Pedestal Orientation:**

- AN** Left-hand
- NA** Right-hand

**2 Modesty Panel Height:**

- B** 1/3 Height
- D** 3/4 Height (add **\$97.46** list)
- F** Full Height (add **\$194.93** list)

**3 Modesty Panel Cable Management:**

- N** No Scallop
- S** Scallop

- 2) Laminate or wood color for top.
- 3) Edge trim color for top (HPL only).
- 4) Trim color for modesty panel.

**Note:** Desk pedestals must be specified separately.

Height	Depth	Width	Number ① ② ③	Top - HPL A Trim		Top - HPL B Trim	
				A	B	A	B
29"(737mm)	18"(457mm)	36"(914mm)	JDRL-1836-J N S	\$ 871.22	\$ 893.52	\$ 889.37	\$ 911.67
		42"(1067mm)	JDRL-1842-J N S	953.96	983.70	978.59	1008.33
		48"(1219mm)	JDRL-1848-J N S	1036.70	1073.88	1067.81	1104.99
		54"(1372mm)	JDRL-1854-J N S	1119.44	1164.06	1157.03	1201.65
		60"(1524mm)	JDRL-1860-J N S	1202.18	1254.24	1246.25	1298.31
		66"(1676mm)	JDRL-1866-J N S	1284.92	1344.42	1335.47	1394.97
		72"(1829mm)	JDRL-1872-J N S	1367.66	1434.60	1424.69	1491.63
29"(737mm)	24"(610mm)	36"(914mm)	JDRL-2436-J N S	\$ 918.86	\$ 941.16	\$ 940.85	\$ 963.15
		42"(1067mm)	JDRL-2442-J N S	1001.60	1031.34	1030.07	1059.81
		48"(1219mm)	JDRL-2448-J N S	1084.34	1121.52	1119.29	1156.47
		54"(1372mm)	JDRL-2454-J N S	1167.08	1211.70	1208.51	1253.13
		60"(1524mm)	JDRL-2460-J N S	1249.82	1301.88	1297.73	1349.79
		66"(1676mm)	JDRL-2466-J N S	1332.56	1392.06	1386.95	1446.45
		72"(1829mm)	JDRL-2472-J N S	1415.30	1482.24	1476.17	1543.11
29"(737mm)	30"(762mm)	36"(914mm)	JDRL-3036-J N S	\$ 966.50	\$ 988.80	\$ 992.33	\$ 1014.63
		42"(1067mm)	JDRL-3042-J N S	1049.24	1078.98	1081.55	1111.29
		48"(1219mm)	JDRL-3048-J N S	1131.98	1169.16	1170.77	1207.95
		54"(1372mm)	JDRL-3054-J N S	1214.72	1259.34	1259.99	1304.61
		60"(1524mm)	JDRL-3060-J N S	1297.46	1349.52	1349.21	1401.27
		66"(1676mm)	JDRL-3066-J N S	1380.20	1439.70	1438.43	1497.93
		72"(1829mm)	JDRL-3072-J N S	1462.94	1529.88	1527.65	1594.59

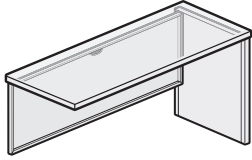
# Returns

## Pedestal Return

Height	Depth	Width	Number	①	②	③	Top - Wood A Trim		Top - Wood B Trim	
							A	B	A	B
29"(737mm)	18"(457mm)	36"(914mm)	JDRW-1836-K	N		S	\$1235.71	\$1258.01	\$1325.79	\$1348.09
		42"(1067mm)	JDRW-1842-K	N		S	1318.45	1348.19	1416.57	1446.31
		48"(1219mm)	JDRW-1848-K	N		S	1401.19	1438.37	1507.35	1544.53
		54"(1372mm)	JDRW-1854-K	N		S	1483.93	1528.55	1598.13	1642.75
		60"(1524mm)	JDRW-1860-K	N		S	1566.67	1618.73	1688.91	1740.97
		66"(1676mm)	JDRW-1866-K	N		S	1649.41	1708.91	1779.69	1839.19
		72"(1829mm)	JDRW-1872-K	N		S	1732.15	1799.09	1870.47	1937.41
29"(737mm)	24"(610mm)	36"(914mm)	JDRW-2436-K	N		S	\$1309.03	\$1331.33	\$1403.79	\$1426.09
		42"(1067mm)	JDRW-2442-K	N		S	1391.77	1421.51	1494.57	1524.31
		48"(1219mm)	JDRW-2448-K	N		S	1474.51	1511.69	1585.35	1622.53
		54"(1372mm)	JDRW-2454-K	N		S	1557.25	1601.87	1676.13	1720.75
		60"(1524mm)	JDRW-2460-K	N		S	1639.99	1692.05	1766.91	1818.97
		66"(1676mm)	JDRW-2466-K	N		S	1722.73	1782.23	1857.69	1917.19
		72"(1829mm)	JDRW-2472-K	N		S	1805.47	1872.41	1948.47	2015.41
29"(737mm)	30"(762mm)	36"(914mm)	JDRW-3036-K	N		S	\$1382.35	\$1404.65	\$1481.79	\$1504.09
		42"(1067mm)	JDRW-3042-K	N		S	1465.09	1494.83	1572.57	1602.31
		48"(1219mm)	JDRW-3048-K	N		S	1547.83	1585.01	1663.35	1700.53
		54"(1372mm)	JDRW-3054-K	N		S	1630.57	1675.19	1754.13	1798.75
		60"(1524mm)	JDRW-3060-K	N		S	1713.31	1765.37	1844.91	1896.97
		66"(1676mm)	JDRW-3066-K	N		S	1796.05	1855.55	1935.69	1995.19
		72"(1829mm)	JDRW-3072-K	N		S	1878.79	1945.73	2026.47	2093.41

# Returns

## Return



JDRDL-JNFSDSS  
 JDRDL-JNFLDSS  
 JDRDL-JNFDSS  
 JDRW-KNFSDSS  
 JDRW-KNFLDSS  
 JDRW-KNFDSS  
 (Right-Hand)

Class FM1

### Features

- Includes high-pressure laminate (HPL) or wood veneer top, steel, laminate or wood end panel, steel modesty panel, and hardware for assembly and attachment to adjacent desk shell, single pedestal desk, corner unit, or convergent with end panel.
- Top has 3mm edgeband on user side, and 1mm edgeband on guest edge and sides.
- Modesty panel is available with or without scallop wireway for cable management; scallop is centered at top of modesty panel.
- Glides provide 1.5"(38mm) adjustment range.
- Field assembled.

### Specification Tip

- If using mobile, attached or suspended pedestals, specify the pedestal depth at least 6"(152mm) less than nominal depth of top. See table.

### Desk/Pedestal Nominal Depths

Desk Depth	Pedestal Depth
18"(457mm)	N/A
24"(610mm)	18"(457mm)
30"(762mm)	24"(610mm)

### To Order, Specify:

1) Product number, including:

**1 End Panel Orientation:**

**FN** Left-hand

**NF** Right-hand

**2 Modesty Panel Height:**

**B** 1/3 Height

**D** 3/4 Height (add **\$97.46** list)

**F** Full Height (add **\$194.93** list)

**3 Modesty Panel Cable**

**Management:**

**N** No Scallop

**S** Scallop

- 2) Laminate or wood color for top.
- 3) Edge trim color for top (HPL only).
- 4) End panel trim, laminate or wood finish.
- 5) End panel edge color (HPL only)
- 6) Modesty panel trim color.

# Returns

## Return

Height	Depth	Width	Number ① ② ③	Top - HPL A Trim		Top - HPL B Trim			
				A	B	A	B		
<b>End Panel - Steel - Trim A</b>									
29"(737mm)	18"(457mm)	24"(610mm)	JDRL-1824-J S ■ ■ S	\$ 1427.75	\$ 1435.17	\$ 1477.47	\$ 1484.89		
		30"(762mm)	JDRL-1830-J S ■ ■ S	1510.49	1525.35	1560.21	1575.07		
		36"(914mm)	JDRL-1836-J S ■ ■ S	1593.23	1615.53	1642.95	1665.25		
		42"(1067mm)	JDRL-1842-J S ■ ■ S	1675.97	1705.71	1725.69	1755.43		
		48"(1219mm)	JDRL-1848-J S ■ ■ S	1758.71	1795.89	1808.43	1845.61		
		54"(1372mm)	JDRL-1854-J S ■ ■ S	1841.45	1886.07	1891.17	1935.79		
		60"(1524mm)	JDRL-1860-J S ■ ■ S	1924.19	1976.25	1973.91	2025.97		
29"(737mm)	24"(610mm)	24"(610mm)	JDRL-2424-J S ■ ■ S	\$ 1492.01	\$ 1499.43	\$ 1556.31	\$ 1563.73		
		30"(762mm)	JDRL-2430-J S ■ ■ S	1574.75	1589.61	1639.05	1653.91		
		36"(914mm)	JDRL-2436-J S ■ ■ S	1657.49	1679.79	1721.79	1744.09		
		42"(1067mm)	JDRL-2442-J S ■ ■ S	1740.23	1769.97	1804.53	1834.27		
		48"(1219mm)	JDRL-2448-J S ■ ■ S	1822.97	1860.15	1887.27	1924.45		
		54"(1372mm)	JDRL-2454-J S ■ ■ S	1905.71	1950.33	1970.01	2014.63		
		60"(1524mm)	JDRL-2460-J S ■ ■ S	1988.45	2040.51	2052.75	2104.81		
29"(737mm)	30"(762mm)	24"(610mm)	JDRL-3024-J S ■ ■ S	\$ 1556.27	\$ 1563.69	\$ 1635.15	\$ 1642.57		
		30"(762mm)	JDRL-3030-J S ■ ■ S	1639.01	1653.87	1717.89	1732.75		
		36"(914mm)	JDRL-3036-J S ■ ■ S	1721.75	1744.05	1800.63	1822.93		
		42"(1067mm)	JDRL-3042-J S ■ ■ S	1804.49	1834.23	1883.37	1913.11		
		48"(1219mm)	JDRL-3048-J S ■ ■ S	1887.23	1924.41	1966.11	2003.29		
		54"(1372mm)	JDRL-3054-J S ■ ■ S	1969.97	2014.59	2048.85	2093.47		
		60"(1524mm)	JDRL-3060-J S ■ ■ S	2052.71	2104.77	2131.59	2183.65		
29"(737mm)	30"(762mm)	66"(1676mm)	JDRL-3066-J S ■ ■ S	2135.45	2194.95	2214.33	2273.83		
		<b>End Panel - Steel - Trim B</b>							
		29"(737mm)	18"(457mm)	24"(610mm)	JDRL-1824-J S ■ ■ S	\$ 1432.94	\$ 1440.36	\$ 1482.66	\$ 1490.08
				30"(762mm)	JDRL-1830-J S ■ ■ S	1522.16	1537.02	1571.88	1586.74
				36"(914mm)	JDRL-1836-J S ■ ■ S	1611.38	1633.68	1661.10	1683.40
				42"(1067mm)	JDRL-1842-J S ■ ■ S	1700.60	1730.34	1750.32	1780.06
				48"(1219mm)	JDRL-1848-J S ■ ■ S	1789.82	1827.00	1839.54	1876.72
54"(1372mm)	JDRL-1854-J S ■ ■ S			1879.04	1923.66	1928.76	1973.38		
60"(1524mm)	JDRL-1860-J S ■ ■ S			1968.26	2020.32	2017.98	2070.04		
29"(737mm)	24"(610mm)	24"(610mm)	JDRL-2424-J S ■ ■ S	\$ 1501.04	\$ 1508.46	\$ 1565.34	\$ 1572.76		
		30"(762mm)	JDRL-2430-J S ■ ■ S	1590.26	1605.12	1654.56	1669.42		
		36"(914mm)	JDRL-2436-J S ■ ■ S	1679.48	1701.78	1743.78	1766.08		
		42"(1067mm)	JDRL-2442-J S ■ ■ S	1768.70	1798.44	1833.00	1862.74		
		48"(1219mm)	JDRL-2448-J S ■ ■ S	1857.92	1895.10	1922.22	1959.40		
		54"(1372mm)	JDRL-2454-J S ■ ■ S	1947.14	1991.76	2011.44	2056.06		
		60"(1524mm)	JDRL-2460-J S ■ ■ S	2036.36	2088.42	2100.66	2152.72		
29"(737mm)	30"(762mm)	24"(610mm)	JDRL-3024-J S ■ ■ S	\$ 1569.14	\$ 1576.56	\$ 1648.02	\$ 1655.44		
		30"(762mm)	JDRL-3030-J S ■ ■ S	1658.36	1673.22	1737.24	1752.10		
		36"(914mm)	JDRL-3036-J S ■ ■ S	1747.58	1769.88	1826.46	1848.76		
		42"(1067mm)	JDRL-3042-J S ■ ■ S	1836.80	1866.54	1915.68	1945.42		
		48"(1219mm)	JDRL-3048-J S ■ ■ S	1926.02	1963.20	2004.90	2042.08		
		54"(1372mm)	JDRL-3054-J S ■ ■ S	2015.24	2059.86	2094.12	2138.74		
		60"(1524mm)	JDRL-3060-J S ■ ■ S	2104.46	2156.52	2183.34	2235.40		
66"(1676mm)	JDRL-3066-J S ■ ■ S	2193.68	2253.18	2272.56	2332.06				

# Returns

## Return

Height	Depth	Width	Number ① ②③	Top - HPL A Trim		Top - HPL B Trim	
				A	B	A	B
<b>End Panel - HPL A</b>							
29"(737mm)	18"(457mm)	24"(610mm)	JDRL-1824-J L S	\$1250.15	\$1257.57	\$1286.47	\$1293.89
		30"(762mm)	JDRL-1830-J L S	1332.89	1347.75	1369.21	1384.07
		36"(914mm)	JDRL-1836-J L S	1415.63	1437.93	1451.95	1474.25
		42"(1067mm)	JDRL-1842-J L S	1498.37	1528.11	1534.69	1564.43
		48"(1219mm)	JDRL-1848-J L S	1581.11	1618.29	1617.43	1654.61
		54"(1372mm)	JDRL-1854-J L S	1663.85	1708.47	1700.17	1744.79
		60"(1524mm)	JDRL-1860-J L S	1746.59	1798.65	1782.91	1834.97
		66"(1676mm)	JDRL-1866-J L S	1829.33	1888.83	1865.65	1925.15
29"(737mm)	24"(610mm)	24"(610mm)	JDRL-2424-J L S	\$1314.41	\$1321.83	\$1351.93	\$1359.35
		30"(762mm)	JDRL-2430-J L S	1397.15	1412.01	1434.67	1449.53
		36"(914mm)	JDRL-2436-J L S	1479.89	1502.19	1517.41	1539.71
		42"(1067mm)	JDRL-2442-J L S	1562.63	1592.37	1600.15	1629.89
		48"(1219mm)	JDRL-2448-J L S	1645.37	1682.55	1682.89	1720.07
		54"(1372mm)	JDRL-2454-J L S	1728.11	1772.73	1765.63	1810.25
		60"(1524mm)	JDRL-2460-J L S	1810.85	1862.91	1848.37	1900.43
		66"(1676mm)	JDRL-2466-J L S	1893.59	1953.09	1931.11	1990.61
29"(737mm)	30"(762mm)	24"(610mm)	JDRL-3024-J L S	\$1378.67	\$1386.09	\$1417.39	\$1424.81
		30"(762mm)	JDRL-3030-J L S	1461.41	1476.27	1500.13	1514.99
		36"(914mm)	JDRL-3036-J L S	1544.15	1566.45	1582.87	1605.17
		42"(1067mm)	JDRL-3042-J L S	1626.89	1656.63	1665.61	1695.35
		48"(1219mm)	JDRL-3048-J L S	1709.63	1746.81	1748.35	1785.53
		54"(1372mm)	JDRL-3054-J L S	1792.37	1836.99	1831.09	1875.71
		60"(1524mm)	JDRL-3060-J L S	1875.11	1927.17	1913.83	1965.89
		66"(1676mm)	JDRL-3066-J L S	1957.85	2017.35	1996.57	2056.07
<b>End Panel - HPL B</b>							
29"(737mm)	18"(457mm)	24"(610mm)	JDRL-1824-J L S	\$1255.34	\$1262.76	\$1291.66	\$1299.08
		30"(762mm)	JDRL-1830-J L S	1344.56	1359.42	1380.88	1395.74
		36"(914mm)	JDRL-1836-J L S	1433.78	1456.08	1470.10	1492.40
		42"(1067mm)	JDRL-1842-J L S	1523.00	1552.74	1559.32	1589.06
		48"(1219mm)	JDRL-1848-J L S	1612.22	1649.40	1648.54	1685.72
		54"(1372mm)	JDRL-1854-J L S	1701.44	1746.06	1737.76	1782.38
		60"(1524mm)	JDRL-1860-J L S	1790.66	1842.72	1826.98	1879.04
		66"(1676mm)	JDRL-1866-J L S	1879.88	1939.38	1916.20	1975.70
29"(737mm)	24"(610mm)	24"(610mm)	JDRL-2424-J L S	\$1323.44	\$1330.86	\$1360.96	\$1368.38
		30"(762mm)	JDRL-2430-J L S	1412.66	1427.52	1450.18	1465.04
		36"(914mm)	JDRL-2436-J L S	1501.88	1524.18	1539.40	1561.70
		42"(1067mm)	JDRL-2442-J L S	1591.10	1620.84	1628.62	1658.36
		48"(1219mm)	JDRL-2448-J L S	1680.32	1717.50	1717.84	1755.02
		54"(1372mm)	JDRL-2454-J L S	1769.54	1814.16	1807.06	1851.68
		60"(1524mm)	JDRL-2460-J L S	1858.76	1910.82	1896.28	1948.34
		66"(1676mm)	JDRL-2466-J L S	1947.98	2007.48	1985.50	2045.00
29"(737mm)	30"(762mm)	24"(610mm)	JDRL-3024-J L S	\$1391.54	\$1398.96	\$1430.26	\$1437.68
		30"(762mm)	JDRL-3030-J L S	1480.76	1495.62	1519.48	1534.34
		36"(914mm)	JDRL-3036-J L S	1569.98	1592.28	1608.70	1631.00
		42"(1067mm)	JDRL-3042-J L S	1659.20	1688.94	1697.92	1727.66
		48"(1219mm)	JDRL-3048-J L S	1748.42	1785.60	1787.14	1824.32
		54"(1372mm)	JDRL-3054-J L S	1837.64	1882.26	1876.36	1920.98
		60"(1524mm)	JDRL-3060-J L S	1926.86	1978.92	1965.58	2017.64
		66"(1676mm)	JDRL-3066-J L S	2016.08	2075.58	2054.80	2114.30

# Returns

## Return

Height	Depth	Width	Number ① ②③	Top - HPL A Trim		Top - HPL B Trim	
				A	B	A	B
<b>End Panel - Wood A</b>							
29"(737mm)	18"(457mm)	24"(610mm)	JDRL-1824-J W █ █ S	\$ 1410.04	\$ 1417.46	\$ 1535.41	\$ 1542.83
		30"(762mm)	JDRL-1830-J W █ █ S	1492.78	1507.64	1618.15	1633.01
		36"(914mm)	JDRL-1836-J W █ █ S	1575.52	1597.82	1700.89	1723.19
		42"(1067mm)	JDRL-1842-J W █ █ S	1658.26	1688.00	1783.63	1813.37
		48"(1219mm)	JDRL-1848-J W █ █ S	1741.00	1778.18	1866.37	1903.55
		54"(1372mm)	JDRL-1854-J W █ █ S	1823.74	1868.36	1949.11	1993.73
		60"(1524mm)	JDRL-1860-J W █ █ S	1906.48	1958.54	2031.85	2083.91
		66"(1676mm)	JDRL-1866-J W █ █ S	1989.22	2048.72	2114.59	2174.09
29"(737mm)	24"(610mm)	24"(610mm)	JDRL-2424-J W █ █ S	\$ 1474.30	\$ 1481.72	\$ 1602.55	\$ 1609.97
		30"(762mm)	JDRL-2430-J W █ █ S	1557.04	1571.90	1685.29	1700.15
		36"(914mm)	JDRL-2436-J W █ █ S	1639.78	1662.08	1768.03	1790.33
		42"(1067mm)	JDRL-2442-J W █ █ S	1722.52	1752.26	1850.77	1880.51
		48"(1219mm)	JDRL-2448-J W █ █ S	1805.26	1842.44	1933.51	1970.69
		54"(1372mm)	JDRL-2454-J W █ █ S	1888.00	1932.62	2016.25	2060.87
		60"(1524mm)	JDRL-2460-J W █ █ S	1970.74	2022.80	2098.99	2151.05
		66"(1676mm)	JDRL-2466-J W █ █ S	2053.48	2112.98	2181.73	2241.23
29"(737mm)	30"(762mm)	24"(610mm)	JDRL-3024-J W █ █ S	\$ 1538.56	\$ 1545.98	\$ 1669.69	\$ 1677.11
		30"(762mm)	JDRL-3030-J W █ █ S	1621.30	1636.16	1752.43	1767.29
		36"(914mm)	JDRL-3036-J W █ █ S	1704.04	1726.34	1835.17	1857.47
		42"(1067mm)	JDRL-3042-J W █ █ S	1786.78	1816.52	1917.91	1947.65
		48"(1219mm)	JDRL-3048-J W █ █ S	1869.52	1906.70	2000.65	2037.83
		54"(1372mm)	JDRL-3054-J W █ █ S	1952.26	1996.88	2083.39	2128.01
		60"(1524mm)	JDRL-3060-J W █ █ S	2035.00	2087.06	2166.13	2218.19
		66"(1676mm)	JDRL-3066-J W █ █ S	2117.74	2177.24	2248.87	2308.37
<b>End Panel - Wood B</b>							
29"(737mm)	18"(457mm)	24"(610mm)	JDRL-1824-J W █ █ S	\$ 1415.23	\$ 1422.65	\$ 1540.60	\$ 1548.02
		30"(762mm)	JDRL-1830-J W █ █ S	1504.45	1519.31	1629.82	1644.68
		36"(914mm)	JDRL-1836-J W █ █ S	1593.67	1615.97	1719.04	1741.34
		42"(1067mm)	JDRL-1842-J W █ █ S	1682.89	1712.63	1808.26	1838.00
		48"(1219mm)	JDRL-1848-J W █ █ S	1772.11	1809.29	1897.48	1934.66
		54"(1372mm)	JDRL-1854-J W █ █ S	1861.33	1905.95	1986.70	2031.32
		60"(1524mm)	JDRL-1860-J W █ █ S	1950.55	2002.61	2075.92	2127.98
		66"(1676mm)	JDRL-1866-J W █ █ S	2039.77	2099.27	2165.14	2224.64
29"(737mm)	24"(610mm)	24"(610mm)	JDRL-2424-J W █ █ S	\$ 1483.33	\$ 1490.75	\$ 1611.58	\$ 1619.00
		30"(762mm)	JDRL-2430-J W █ █ S	1572.55	1587.41	1700.80	1715.66
		36"(914mm)	JDRL-2436-J W █ █ S	1661.77	1684.07	1790.02	1812.32
		42"(1067mm)	JDRL-2442-J W █ █ S	1750.99	1780.73	1879.24	1908.98
		48"(1219mm)	JDRL-2448-J W █ █ S	1840.21	1877.39	1968.46	2005.64
		54"(1372mm)	JDRL-2454-J W █ █ S	1929.43	1974.05	2057.68	2102.30
		60"(1524mm)	JDRL-2460-J W █ █ S	2018.65	2070.71	2146.90	2198.96
		66"(1676mm)	JDRL-2466-J W █ █ S	2107.87	2167.37	2236.12	2295.62
29"(737mm)	30"(762mm)	24"(610mm)	JDRL-3024-J W █ █ S	\$ 1551.43	\$ 1558.85	\$ 1682.56	\$ 1689.98
		30"(762mm)	JDRL-3030-J W █ █ S	1640.65	1655.51	1771.78	1786.64
		36"(914mm)	JDRL-3036-J W █ █ S	1729.87	1752.17	1861.00	1883.30
		42"(1067mm)	JDRL-3042-J W █ █ S	1819.09	1848.83	1950.22	1979.96
		48"(1219mm)	JDRL-3048-J W █ █ S	1908.31	1945.49	2039.44	2076.62
		54"(1372mm)	JDRL-3054-J W █ █ S	1997.53	2042.15	2128.66	2173.28
		60"(1524mm)	JDRL-3060-J W █ █ S	2086.75	2138.81	2217.88	2269.94
		66"(1676mm)	JDRL-3066-J W █ █ S	2175.97	2235.47	2307.10	2366.60

# Returns

## Return

Height	Depth	Width	Number	① ②③	Top - Wood A Trim		Top - Wood B Trim	
					A	B	A	B
<b>End Panel - Steel A</b>								
29"(737mm)	18"(457mm)	24"(610mm)	JDRW-1824-K	S	\$ 1792.24	\$ 1799.66	\$ 1841.96	\$ 1849.38
		30"(762mm)	JDRW-1830-K	S	1874.98	1889.84	1924.70	1939.56
		36"(914mm)	JDRW-1836-K	S	1957.72	1980.02	2007.44	2029.74
		42"(1067mm)	JDRW-1842-K	S	2040.46	2070.20	2090.18	2119.92
		48"(1219mm)	JDRW-1848-K	S	2123.20	2160.38	2172.92	2210.10
		54"(1372mm)	JDRW-1854-K	S	2205.94	2250.56	2255.66	2300.28
		60"(1524mm)	JDRW-1860-K	S	2288.68	2340.74	2338.40	2390.46
		66"(1676mm)	JDRW-1866-K	S	2371.42	2430.92	2421.14	2480.64
29"(737mm)	24"(610mm)	24"(610mm)	JDRW-2424-K	S	\$ 1882.18	\$ 1889.60	\$ 1946.48	\$ 1953.90
		30"(762mm)	JDRW-2430-K	S	1964.92	1979.78	2029.22	2044.08
		36"(914mm)	JDRW-2436-K	S	2047.66	2069.96	2111.96	2134.26
		42"(1067mm)	JDRW-2442-K	S	2130.40	2160.14	2194.70	2224.44
		48"(1219mm)	JDRW-2448-K	S	2213.14	2250.32	2277.44	2314.62
		54"(1372mm)	JDRW-2454-K	S	2295.88	2340.50	2360.18	2404.80
		60"(1524mm)	JDRW-2460-K	S	2378.62	2430.68	2442.92	2494.98
		66"(1676mm)	JDRW-2466-K	S	2461.36	2520.86	2525.66	2585.16
29"(737mm)	30"(762mm)	24"(610mm)	JDRW-3024-K	S	\$ 1972.12	\$ 1979.54	\$ 2051.00	\$ 2058.42
		30"(762mm)	JDRW-3030-K	S	2054.86	2069.72	2133.74	2148.60
		36"(914mm)	JDRW-3036-K	S	2137.60	2159.90	2216.48	2238.78
		42"(1067mm)	JDRW-3042-K	S	2220.34	2250.08	2299.22	2328.96
		48"(1219mm)	JDRW-3048-K	S	2303.08	2340.26	2381.96	2419.14
		54"(1372mm)	JDRW-3054-K	S	2385.82	2430.44	2464.70	2509.32
		60"(1524mm)	JDRW-3060-K	S	2468.56	2520.62	2547.44	2599.50
		66"(1676mm)	JDRW-3066-K	S	2551.30	2610.80	2630.18	2689.68
<b>End Panel - Steel B</b>								
29"(737mm)	18"(457mm)	24"(610mm)	JDRW-1824-K	S	\$ 1866.24	\$ 1873.66	\$ 1915.96	\$ 1923.38
		30"(762mm)	JDRW-1830-K	S	1957.02	1971.88	2006.74	2021.60
		36"(914mm)	JDRW-1836-K	S	2047.80	2070.10	2097.52	2119.82
		42"(1067mm)	JDRW-1842-K	S	2138.58	2168.32	2188.30	2218.04
		48"(1219mm)	JDRW-1848-K	S	2229.36	2266.54	2279.08	2316.26
		54"(1372mm)	JDRW-1854-K	S	2320.14	2364.76	2369.86	2414.48
		60"(1524mm)	JDRW-1860-K	S	2410.92	2462.98	2460.64	2512.70
		66"(1676mm)	JDRW-1866-K	S	2501.70	2561.20	2551.42	2610.92
29"(737mm)	24"(610mm)	24"(610mm)	JDRW-2424-K	S	\$ 1960.86	\$ 1968.28	\$ 2025.16	\$ 2032.58
		30"(762mm)	JDRW-2430-K	S	2051.64	2066.50	2115.94	2130.80
		36"(914mm)	JDRW-2436-K	S	2142.42	2164.72	2206.72	2229.02
		42"(1067mm)	JDRW-2442-K	S	2233.20	2262.94	2297.50	2327.24
		48"(1219mm)	JDRW-2448-K	S	2323.98	2361.16	2388.28	2425.46
		54"(1372mm)	JDRW-2454-K	S	2414.76	2459.38	2479.06	2523.68
		60"(1524mm)	JDRW-2460-K	S	2505.54	2557.60	2569.84	2621.90
		66"(1676mm)	JDRW-2466-K	S	2596.32	2655.82	2660.62	2720.12
29"(737mm)	30"(762mm)	24"(610mm)	JDRW-3024-K	S	\$ 2055.48	\$ 2062.90	\$ 2134.36	\$ 2141.78
		30"(762mm)	JDRW-3030-K	S	2146.26	2161.12	2225.14	2240.00
		36"(914mm)	JDRW-3036-K	S	2237.04	2259.34	2315.92	2338.22
		42"(1067mm)	JDRW-3042-K	S	2327.82	2357.56	2406.70	2436.44
		48"(1219mm)	JDRW-3048-K	S	2418.60	2455.78	2497.48	2534.66
		54"(1372mm)	JDRW-3054-K	S	2509.38	2554.00	2588.26	2632.88
		60"(1524mm)	JDRW-3060-K	S	2600.16	2652.22	2679.04	2731.10
		66"(1676mm)	JDRW-3066-K	S	2690.94	2750.44	2769.82	2829.32

# Returns

## Return

Height	Depth	Width	Number	① ②③	Top - Wood A Trim		Top - Wood B Trim	
					A	B	A	B
<b>End Panel - HPL A</b>								
29"(737mm)	18"(457mm)	24"(610mm)	JDRW-1824-K	L S	\$ 1614.64	\$ 1622.06	\$ 1650.96	\$ 1658.38
		30"(762mm)	JDRW-1830-K	L S	1697.38	1712.24	1733.70	1748.56
		36"(914mm)	JDRW-1836-K	L S	1780.12	1802.42	1816.44	1838.74
		42"(1067mm)	JDRW-1842-K	L S	1862.86	1892.60	1899.18	1928.92
		48"(1219mm)	JDRW-1848-K	L S	1945.60	1982.78	1981.92	2019.10
		54"(1372mm)	JDRW-1854-K	L S	2028.34	2072.96	2064.66	2109.28
		60"(1524mm)	JDRW-1860-K	L S	2111.08	2163.14	2147.40	2199.46
		66"(1676mm)	JDRW-1866-K	L S	2193.82	2253.32	2230.14	2289.64
29"(737mm)	24"(610mm)	24"(610mm)	JDRW-2424-K	L S	\$ 1704.58	\$ 1712.00	\$ 1742.10	\$ 1749.52
		30"(762mm)	JDRW-2430-K	L S	1787.32	1802.18	1824.84	1839.70
		36"(914mm)	JDRW-2436-K	L S	1870.06	1892.36	1907.58	1929.88
		42"(1067mm)	JDRW-2442-K	L S	1952.80	1982.54	1990.32	2020.06
		48"(1219mm)	JDRW-2448-K	L S	2035.54	2072.72	2073.06	2110.24
		54"(1372mm)	JDRW-2454-K	L S	2118.28	2162.90	2155.80	2200.42
		60"(1524mm)	JDRW-2460-K	L S	2201.02	2253.08	2238.54	2290.60
		66"(1676mm)	JDRW-2466-K	L S	2283.76	2343.26	2321.28	2380.78
29"(737mm)	30"(762mm)	24"(610mm)	JDRW-3024-K	L S	\$ 1794.52	\$ 1801.94	\$ 1833.24	\$ 1840.66
		30"(762mm)	JDRW-3030-K	L S	1877.26	1892.12	1915.98	1930.84
		36"(914mm)	JDRW-3036-K	L S	1960.00	1982.30	1998.72	2021.02
		42"(1067mm)	JDRW-3042-K	L S	2042.74	2072.48	2081.46	2111.20
		48"(1219mm)	JDRW-3048-K	L S	2125.48	2162.66	2164.20	2201.38
		54"(1372mm)	JDRW-3054-K	L S	2208.22	2252.84	2246.94	2291.56
		60"(1524mm)	JDRW-3060-K	L S	2290.96	2343.02	2329.68	2381.74
		66"(1676mm)	JDRW-3066-K	L S	2373.70	2433.20	2412.42	2471.92
<b>End Panel - HPL B</b>								
29"(737mm)	18"(457mm)	24"(610mm)	JDRW-1824-K	L S	\$ 1688.64	\$ 1696.06	\$ 1724.96	\$ 1732.38
		30"(762mm)	JDRW-1830-K	L S	1779.42	1794.28	1815.74	1830.60
		36"(914mm)	JDRW-1836-K	L S	1870.20	1892.50	1906.52	1928.82
		42"(1067mm)	JDRW-1842-K	L S	1960.98	1990.72	1997.30	2027.04
		48"(1219mm)	JDRW-1848-K	L S	2051.76	2088.94	2088.08	2125.26
		54"(1372mm)	JDRW-1854-K	L S	2142.54	2187.16	2178.86	2223.48
		60"(1524mm)	JDRW-1860-K	L S	2233.32	2285.38	2269.64	2321.70
		66"(1676mm)	JDRW-1866-K	L S	2324.10	2383.60	2360.42	2419.92
29"(737mm)	24"(610mm)	24"(610mm)	JDRW-2424-K	L S	\$ 1783.26	\$ 1790.68	\$ 1820.78	\$ 1828.20
		30"(762mm)	JDRW-2430-K	L S	1874.04	1888.90	1911.56	1926.42
		36"(914mm)	JDRW-2436-K	L S	1964.82	1987.12	2002.34	2024.64
		42"(1067mm)	JDRW-2442-K	L S	2055.60	2085.34	2093.12	2122.86
		48"(1219mm)	JDRW-2448-K	L S	2146.38	2183.56	2183.90	2221.08
		54"(1372mm)	JDRW-2454-K	L S	2237.16	2281.78	2274.68	2319.30
		60"(1524mm)	JDRW-2460-K	L S	2327.94	2380.00	2365.46	2417.52
		66"(1676mm)	JDRW-2466-K	L S	2418.72	2478.22	2456.24	2515.74
29"(737mm)	30"(762mm)	24"(610mm)	JDRW-3024-K	L S	\$ 1877.88	\$ 1885.30	\$ 1916.60	\$ 1924.02
		30"(762mm)	JDRW-3030-K	L S	1968.66	1983.52	2007.38	2022.24
		36"(914mm)	JDRW-3036-K	L S	2059.44	2081.74	2098.16	2120.46
		42"(1067mm)	JDRW-3042-K	L S	2150.22	2179.96	2188.94	2218.68
		48"(1219mm)	JDRW-3048-K	L S	2241.00	2278.18	2279.72	2316.90
		54"(1372mm)	JDRW-3054-K	L S	2331.78	2376.40	2370.50	2415.12
		60"(1524mm)	JDRW-3060-K	L S	2422.56	2474.62	2461.28	2513.34
		66"(1676mm)	JDRW-3066-K	L S	2513.34	2572.84	2552.06	2611.56

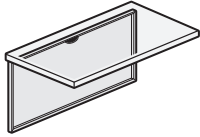
# Returns

## Return

Height	Depth	Width	Number	①	②	③	Top - Wood A Trim		Top - Wood B Trim	
							A	B	A	B
<b>End Panel - Wood A</b>										
29"(737mm)	18"(457mm)	24"(610mm)	JDRW-1824-K	W		S	\$ 1774.53	\$ 1781.95	\$ 1899.90	\$ 1907.32
		30"(762mm)	JDRW-1830-K	W		S	1857.27	1872.13	1982.64	1997.50
		36"(914mm)	JDRW-1836-K	W		S	1940.01	1962.31	2065.38	2087.68
		42"(1067mm)	JDRW-1842-K	W		S	2022.75	2052.49	2148.12	2177.86
		48"(1219mm)	JDRW-1848-K	W		S	2105.49	2142.67	2230.86	2268.04
		54"(1372mm)	JDRW-1854-K	W		S	2188.23	2232.85	2313.60	2358.22
		60"(1524mm)	JDRW-1860-K	W		S	2270.97	2323.03	2396.34	2448.40
		66"(1676mm)	JDRW-1866-K	W		S	2353.71	2413.21	2479.08	2538.58
29"(737mm)	24"(610mm)	24"(610mm)	JDRW-2424-K	W		S	\$ 1864.47	\$ 1871.89	\$ 1992.72	\$ 2000.14
		30"(762mm)	JDRW-2430-K	W		S	1947.21	1962.07	2075.46	2090.32
		36"(914mm)	JDRW-2436-K	W		S	2029.95	2052.25	2158.20	2180.50
		42"(1067mm)	JDRW-2442-K	W		S	2112.69	2142.43	2240.94	2270.68
		48"(1219mm)	JDRW-2448-K	W		S	2195.43	2232.61	2323.68	2360.86
		54"(1372mm)	JDRW-2454-K	W		S	2278.17	2322.79	2406.42	2451.04
		60"(1524mm)	JDRW-2460-K	W		S	2360.91	2412.97	2489.16	2541.22
		66"(1676mm)	JDRW-2466-K	W		S	2443.65	2503.15	2571.90	2631.40
29"(737mm)	30"(762mm)	24"(610mm)	JDRW-3024-K	W		S	\$ 1954.41	\$ 1961.83	\$ 2085.54	\$ 2092.96
		30"(762mm)	JDRW-3030-K	W		S	2037.15	2052.01	2168.28	2183.14
		36"(914mm)	JDRW-3036-K	W		S	2119.89	2142.19	2251.02	2273.32
		42"(1067mm)	JDRW-3042-K	W		S	2202.63	2232.37	2333.76	2363.50
		48"(1219mm)	JDRW-3048-K	W		S	2285.37	2322.55	2416.50	2453.68
		54"(1372mm)	JDRW-3054-K	W		S	2368.11	2412.73	2499.24	2543.86
		60"(1524mm)	JDRW-3060-K	W		S	2450.85	2502.91	2581.98	2634.04
		66"(1676mm)	JDRW-3066-K	W		S	2533.59	2593.09	2664.72	2724.22
<b>End Panel - Wood B</b>										
29"(737mm)	18"(457mm)	24"(610mm)	JDRW-1824-K	W		S	\$ 1848.53	\$ 1855.95	\$ 1973.90	\$ 1981.32
		30"(762mm)	JDRW-1830-K	W		S	1939.31	1954.17	2064.68	2079.54
		36"(914mm)	JDRW-1836-K	W		S	2030.09	2052.39	2155.46	2177.76
		42"(1067mm)	JDRW-1842-K	W		S	2120.87	2150.61	2246.24	2275.98
		48"(1219mm)	JDRW-1848-K	W		S	2211.65	2248.83	2337.02	2374.20
		54"(1372mm)	JDRW-1854-K	W		S	2302.43	2347.05	2427.80	2472.42
		60"(1524mm)	JDRW-1860-K	W		S	2393.21	2445.27	2518.58	2570.64
		66"(1676mm)	JDRW-1866-K	W		S	2483.99	2543.49	2609.36	2668.86
29"(737mm)	24"(610mm)	24"(610mm)	JDRW-2424-K	W		S	\$ 1943.15	\$ 1950.57	\$ 2071.40	\$ 2078.82
		30"(762mm)	JDRW-2430-K	W		S	2033.93	2048.79	2162.18	2177.04
		36"(914mm)	JDRW-2436-K	W		S	2124.71	2147.01	2252.96	2275.26
		42"(1067mm)	JDRW-2442-K	W		S	2215.49	2245.23	2343.74	2373.48
		48"(1219mm)	JDRW-2448-K	W		S	2306.27	2343.45	2434.52	2471.70
		54"(1372mm)	JDRW-2454-K	W		S	2397.05	2441.67	2525.30	2569.92
		60"(1524mm)	JDRW-2460-K	W		S	2487.83	2539.89	2616.08	2668.14
		66"(1676mm)	JDRW-2466-K	W		S	2578.61	2638.11	2706.86	2766.36
29"(737mm)	30"(762mm)	24"(610mm)	JDRW-3024-K	W		S	\$ 2037.77	\$ 2045.19	\$ 2168.90	\$ 2176.32
		30"(762mm)	JDRW-3030-K	W		S	2128.55	2143.41	2259.68	2274.54
		36"(914mm)	JDRW-3036-K	W		S	2219.33	2241.63	2350.46	2372.76
		42"(1067mm)	JDRW-3042-K	W		S	2310.11	2339.85	2441.24	2470.98
		48"(1219mm)	JDRW-3048-K	W		S	2400.89	2438.07	2532.02	2569.20
		54"(1372mm)	JDRW-3054-K	W		S	2491.67	2536.29	2622.80	2667.42
		60"(1524mm)	JDRW-3060-K	W		S	2582.45	2634.51	2713.58	2765.64
		66"(1676mm)	JDRW-3066-K	W		S	2673.23	2732.73	2804.36	2863.86

# Bridges

## Bridge



JDBL-JNNNDSS  
JDBL-KNNNDSS  
Class FM1

### Features

- Includes high-pressure laminate (HPL) or wood veneer top, steel modesty panel, and hardware for assembly and attachment to adjacent desk shell, single pedestal desk, corner unit, or convergent with end panel.
- Top has 3mm edgeband on user side, and 1mm edgeband on guest edge and sides.
- Modesty panel is available with or without scallop wireway for cable management; scallop is centered at top of modesty panel.
- Field assembled.

### To Order, Specify:

1) Product number, including:

**1 Modesty Panel Height:**

- B** 1/3 Height
- D** 3/4 Height (add **\$93.85** list)
- F** Full Height (add **\$187.70** list)

**2 Modesty Panel Cable Management:**

- N** No Scallop
- S** Scallop

- 2) Laminate or wood color for top.
- 3) Edge trim color for top (HPL only).
- 4) Trim color for modesty panel.

Height	Depth	Width	Number	1 2	Top - HPL A Trim		Top - HPL B Trim	
					A	B	A	B
29"(737mm)	18"(457mm)	24"(610mm)	JDBL-1824-JNNN	S	\$ 679.59	\$ 686.71	\$ 684.60	\$ 691.72
		30"(762mm)	JDBL-1830-JNNN	S	759.33	773.65	770.64	784.96
		36"(914mm)	JDBL-1836-JNNN	S	839.07	860.59	856.68	878.20
		42"(1067mm)	JDBL-1842-JNNN	S	918.81	947.53	942.72	971.44
		48"(1219mm)	JDBL-1848-JNNN	S	998.55	1034.47	1028.76	1064.68
		54"(1372mm)	JDBL-1854-JNNN	S	1078.29	1121.41	1114.80	1157.92
		60"(1524mm)	JDBL-1860-JNNN	S	1158.03	1208.35	1200.84	1251.16
		66"(1676mm)	JDBL-1866-JNNN	S	1237.77	1295.29	1286.88	1344.40
29"(737mm)	24"(610mm)	24"(610mm)	JDBL-2424-JNNN	S	\$ 725.55	\$ 732.67	\$ 734.34	\$ 741.46
		30"(762mm)	JDBL-2430-JNNN	S	805.29	819.61	820.38	834.70
		36"(914mm)	JDBL-2436-JNNN	S	885.03	906.55	906.42	927.94
		42"(1067mm)	JDBL-2442-JNNN	S	964.77	993.49	992.46	1021.18
		48"(1219mm)	JDBL-2448-JNNN	S	1044.51	1080.43	1078.50	1114.42
		54"(1372mm)	JDBL-2454-JNNN	S	1124.25	1167.37	1164.54	1207.66
		60"(1524mm)	JDBL-2460-JNNN	S	1203.99	1254.31	1250.58	1300.90
		66"(1676mm)	JDBL-2466-JNNN	S	1283.73	1341.25	1336.62	1394.14
29"(737mm)	30"(762mm)	24"(610mm)	JDBL-3024-JNNN	S	\$ 771.51	\$ 778.63	\$ 784.08	\$ 791.20
		30"(762mm)	JDBL-3030-JNNN	S	851.25	865.57	870.12	884.44
		36"(914mm)	JDBL-3036-JNNN	S	930.99	952.51	956.16	977.68
		42"(1067mm)	JDBL-3042-JNNN	S	1010.73	1039.45	1042.20	1070.92
		48"(1219mm)	JDBL-3048-JNNN	S	1090.47	1126.39	1128.24	1164.16
		54"(1372mm)	JDBL-3054-JNNN	S	1170.21	1213.33	1214.28	1257.40
		60"(1524mm)	JDBL-3060-JNNN	S	1249.95	1300.27	1300.32	1350.64
		66"(1676mm)	JDBL-3066-JNNN	S	1329.69	1387.21	1386.36	1443.88

# Bridges

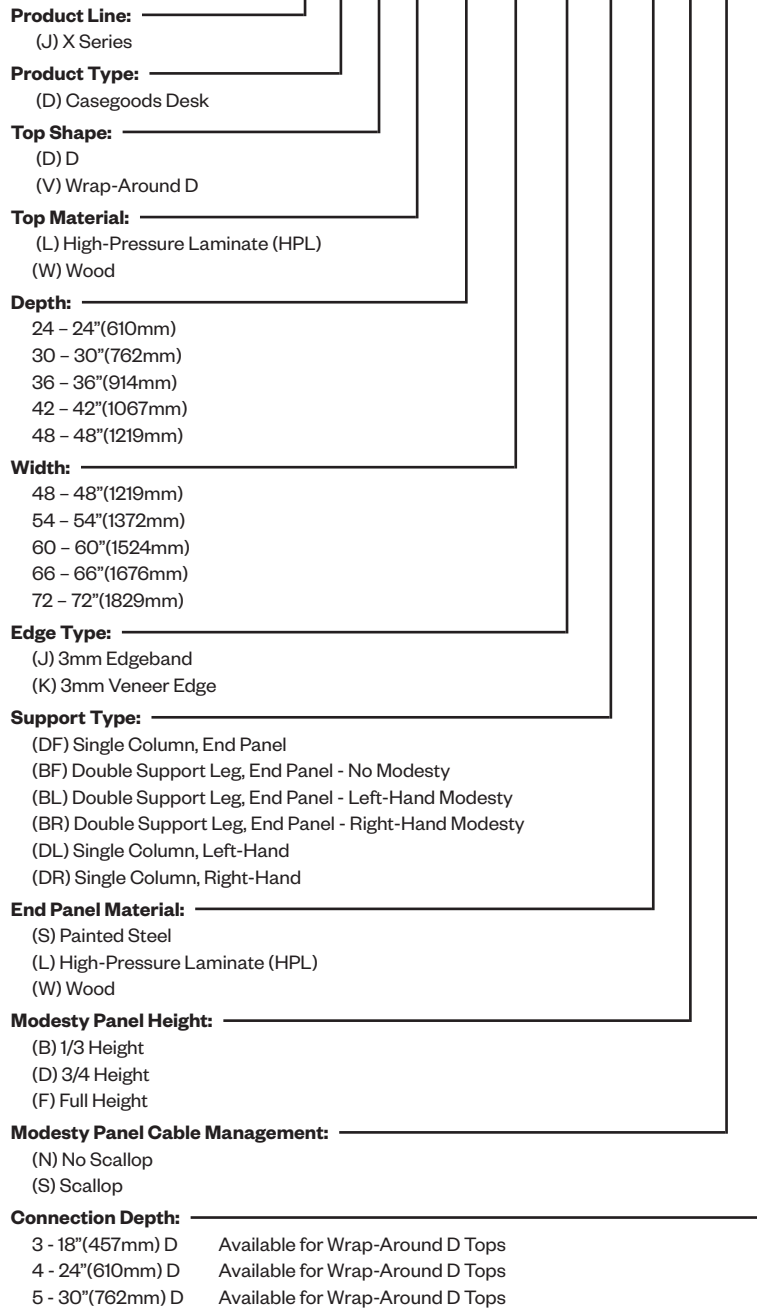
## Bridge

Height	Depth	Width	Number	①②	Top - Wood A Trim		Top - Wood B Trim	
					A	B	A	B
29"(737mm)	18"(457mm)	24"(610mm)	JDBW-1824-KNNN	■ ■ S	\$1030.58	\$1037.70	\$ 1101.82	\$ 1108.94
		30"(762mm)	JDBW-1830-KNNN	■ ■ S	1110.32	1124.64	1189.18	1203.50
		36"(914mm)	JDBW-1836-KNNN	■ ■ S	1190.06	1211.58	1276.54	1298.06
		42"(1067mm)	JDBW-1842-KNNN	■ ■ S	1269.80	1298.52	1363.90	1392.62
		48"(1219mm)	JDBW-1848-KNNN	■ ■ S	1349.54	1385.46	1451.26	1487.18
		54"(1372mm)	JDBW-1854-KNNN	■ ■ S	1429.28	1472.40	1538.62	1581.74
		60"(1524mm)	JDBW-1860-KNNN	■ ■ S	1509.02	1559.34	1625.98	1676.30
		66"(1676mm)	JDBW-1866-KNNN	■ ■ S	1588.76	1646.28	1713.34	1770.86
29"(737mm)	24"(610mm)	24"(610mm)	JDBW-2424-KNNN	■ ■ S	\$ 1101.38	\$ 1108.50	\$ 1176.94	\$ 1184.06
		30"(762mm)	JDBW-2430-KNNN	■ ■ S	1181.12	1195.44	1264.30	1278.62
		36"(914mm)	JDBW-2436-KNNN	■ ■ S	1260.86	1282.38	1351.66	1373.18
		42"(1067mm)	JDBW-2442-KNNN	■ ■ S	1340.60	1369.32	1439.02	1467.74
		48"(1219mm)	JDBW-2448-KNNN	■ ■ S	1420.34	1456.26	1526.38	1562.30
		54"(1372mm)	JDBW-2454-KNNN	■ ■ S	1500.08	1543.20	1613.74	1656.86
		60"(1524mm)	JDBW-2460-KNNN	■ ■ S	1579.82	1630.14	1701.10	1751.42
		66"(1676mm)	JDBW-2466-KNNN	■ ■ S	1659.56	1717.08	1788.46	1845.98
29"(737mm)	30"(762mm)	24"(610mm)	JDBW-3024-KNNN	■ ■ S	\$ 1172.18	\$ 1179.30	\$1252.06	\$1259.18
		30"(762mm)	JDBW-3030-KNNN	■ ■ S	1251.92	1266.24	1339.42	1353.74
		36"(914mm)	JDBW-3036-KNNN	■ ■ S	1331.66	1353.18	1426.78	1448.30
		42"(1067mm)	JDBW-3042-KNNN	■ ■ S	1411.40	1440.12	1514.14	1542.86
		48"(1219mm)	JDBW-3048-KNNN	■ ■ S	1491.14	1527.06	1601.50	1637.42
		54"(1372mm)	JDBW-3054-KNNN	■ ■ S	1570.88	1614.00	1688.86	1731.98
		60"(1524mm)	JDBW-3060-KNNN	■ ■ S	1650.62	1700.94	1776.22	1826.54
		66"(1676mm)	JDBW-3066-KNNN	■ ■ S	1730.36	1787.88	1863.58	1921.10

# Convergenents

## Catalog Logic

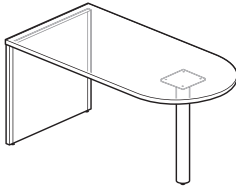
J D D L - 24 60 - J DF L B S 3



# Convergenents

## D-Top

### With Column



JDDL-JDS  
 JDDL-JDFL  
 JDDL-JDFW  
 JDDW-KDFS  
 JDDW-KDFL  
 JDDW-KDFW  
 Class FMI

#### Features

- Includes high-pressure laminate (HPL) or wood veneer top, steel, laminate or wood end panel, steel column, and hardware for assembly and attachment to adjoining casegood.
- Top has 3mm edgeband on the perimeter and 1mm edgeband on the back.
- Glides provide 1.5"(38mm) adjustment range.
- Field assembled.

#### Specification Tips

- Not for use as a stand-alone casegood. Must be attached to a return or bridge.
- A separately specified Worksurface Reinforcement Channel provides worksurface reinforcement to minimize deflection. Recommended for heavily loaded worksurface applications.

#### To Order, Specify:

- 1) Product number.
- 2) Laminate or wood color for top.
- 3) Edge trim color for top (HPL only).
- 4) End panel trim, laminate or wood finish.
- 5) End panel edge color (HPL only)
- 6) Modesty panel trim color.

Height	Depth	Width	Number	Top - HPL A Trim		Top - HPL B Trim	
				A	B	A	B
<b>End Panel - Steel - Trim A</b>							
29"(737mm)	24"(610mm)	48"(1219mm)	JDDL-2448-JDFS	\$ 1802.19	\$ 1820.45	\$ 1849.59	\$ 1867.85
		54"(1372mm)	JDDL-2454-JDFS	1902.57	1920.83	1949.97	1968.23
		60"(1524mm)	JDDL-2460-JDFS	2002.95	2021.21	2050.35	2068.61
		66"(1676mm)	JDDL-2466-JDFS	2103.33	2121.59	2150.73	2168.99
		72"(1829mm)	JDDL-2472-JDFS	2203.71	2221.97	2251.11	2269.37
29"(737mm)	30"(762mm)	48"(1219mm)	JDDL-3048-JDFS	\$ 1871.49	\$ 1889.75	\$ 1933.41	\$ 1951.67
		54"(1372mm)	JDDL-3054-JDFS	1971.87	1990.13	2033.79	2052.05
		60"(1524mm)	JDDL-3060-JDFS	2072.25	2090.51	2134.17	2152.43
		66"(1676mm)	JDDL-3066-JDFS	2172.63	2190.89	2234.55	2252.81
		72"(1829mm)	JDDL-3072-JDFS	2273.01	2291.27	2334.93	2353.19
29"(737mm)	36"(914mm)	48"(1219mm)	JDDL-3648-JDFS	\$ 1940.79	\$ 1959.05	\$ 2017.23	\$ 2035.49
		54"(1372mm)	JDDL-3654-JDFS	2041.17	2059.43	2117.61	2135.87
		60"(1524mm)	JDDL-3660-JDFS	2141.55	2159.81	2217.99	2236.25
		66"(1676mm)	JDDL-3666-JDFS	2241.93	2260.19	2318.37	2336.63
		72"(1829mm)	JDDL-3672-JDFS	2342.31	2360.57	2418.75	2437.01
<b>End Panel - Steel - Trim B</b>							
29"(737mm)	24"(610mm)	48"(1219mm)	JDDL-2448-JDFS	\$ 1890.73	\$ 1908.99	\$ 1938.13	\$ 1956.39
		54"(1372mm)	JDDL-2454-JDFS	1998.97	2017.23	2046.37	2064.63
		60"(1524mm)	JDDL-2460-JDFS	2107.21	2125.47	2154.61	2172.87
		66"(1676mm)	JDDL-2466-JDFS	2215.45	2233.71	2262.85	2281.11
		72"(1829mm)	JDDL-2472-JDFS	2323.69	2341.95	2371.09	2389.35
29"(737mm)	30"(762mm)	48"(1219mm)	JDDL-3048-JDFS	\$ 1964.17	\$ 1982.43	\$ 2026.09	\$ 2044.35
		54"(1372mm)	JDDL-3054-JDFS	2072.41	2090.67	2134.33	2152.59
		60"(1524mm)	JDDL-3060-JDFS	2180.65	2198.91	2242.57	2260.83
		66"(1676mm)	JDDL-3066-JDFS	2288.89	2307.15	2350.81	2369.07
		72"(1829mm)	JDDL-3072-JDFS	2397.13	2415.39	2459.05	2477.31
29"(737mm)	36"(914mm)	48"(1219mm)	JDDL-3648-JDFS	\$ 2037.61	\$ 2055.87	\$ 2114.05	\$ 2132.31
		54"(1372mm)	JDDL-3654-JDFS	2145.85	2164.11	2222.29	2240.55
		60"(1524mm)	JDDL-3660-JDFS	2254.09	2272.35	2330.53	2348.79
		66"(1676mm)	JDDL-3666-JDFS	2362.33	2380.59	2438.77	2457.03
		72"(1829mm)	JDDL-3672-JDFS	2470.57	2488.83	2547.01	2565.27

# Convergenents

## D-Top

Height	Depth	Width	Number	Top - HPL A Trim		Top - HPL B Trim	
				A	B	A	B
<b>End Panel - HPL A</b>							
29"(737mm)	24"(610mm)	48"(1219mm)	JDDL-2448-JDFL	\$ 1643.50	\$ 1661.76	\$ 1680.87	\$ 1699.13
		54"(1372mm)	JDDL-2454-JDFL	1743.88	1762.14	1781.25	1799.51
		60"(1524mm)	JDDL-2460-JDFL	1844.26	1862.52	1881.63	1899.89
		66"(1676mm)	JDDL-2466-JDFL	1944.64	1962.90	1982.01	2000.27
		72"(1829mm)	JDDL-2472-JDFL	2045.02	2063.28	2082.39	2100.65
29"(737mm)	30"(762mm)	48"(1219mm)	JDDL-3048-JDFL	\$ 1712.80	\$ 1731.06	\$ 1751.43	\$ 1769.69
		54"(1372mm)	JDDL-3054-JDFL	1813.18	1831.44	1851.81	1870.07
		60"(1524mm)	JDDL-3060-JDFL	1913.56	1931.82	1952.19	1970.45
		66"(1676mm)	JDDL-3066-JDFL	2013.94	2032.20	2052.57	2070.83
		72"(1829mm)	JDDL-3072-JDFL	2114.32	2132.58	2152.95	2171.21
29"(737mm)	36"(914mm)	48"(1219mm)	JDDL-3648-JDFL	\$ 1782.10	\$ 1800.36	\$ 1821.99	\$ 1840.25
		54"(1372mm)	JDDL-3654-JDFL	1882.48	1900.74	1922.37	1940.63
		60"(1524mm)	JDDL-3660-JDFL	1982.86	2001.12	2022.75	2041.01
		66"(1676mm)	JDDL-3666-JDFL	2083.24	2101.50	2123.13	2141.39
		72"(1829mm)	JDDL-3672-JDFL	2183.62	2201.88	2223.51	2241.77
<b>End Panel - HPL B</b>							
29"(737mm)	24"(610mm)	48"(1219mm)	JDDL-2448-JDFL	\$ 1732.04	\$ 1750.30	\$ 1769.41	\$ 1787.67
		54"(1372mm)	JDDL-2454-JDFL	1840.28	1858.54	1877.65	1895.91
		60"(1524mm)	JDDL-2460-JDFL	1948.52	1966.78	1985.89	2004.15
		66"(1676mm)	JDDL-2466-JDFL	2056.76	2075.02	2094.13	2112.39
		72"(1829mm)	JDDL-2472-JDFL	2165.00	2183.26	2202.37	2220.63
29"(737mm)	30"(762mm)	48"(1219mm)	JDDL-3048-JDFL	\$ 1805.48	\$ 1823.74	\$ 1844.11	\$ 1862.37
		54"(1372mm)	JDDL-3054-JDFL	1913.72	1931.98	1952.35	1970.61
		60"(1524mm)	JDDL-3060-JDFL	2021.96	2040.22	2060.59	2078.85
		66"(1676mm)	JDDL-3066-JDFL	2130.20	2148.46	2168.83	2187.09
		72"(1829mm)	JDDL-3072-JDFL	2238.44	2256.70	2277.07	2295.33
29"(737mm)	36"(914mm)	48"(1219mm)	JDDL-3648-JDFL	\$ 1878.92	\$ 1897.18	\$ 1918.81	\$ 1937.07
		54"(1372mm)	JDDL-3654-JDFL	1987.16	2005.42	2027.05	2045.31
		60"(1524mm)	JDDL-3660-JDFL	2095.40	2113.66	2135.29	2153.55
		66"(1676mm)	JDDL-3666-JDFL	2203.64	2221.90	2243.53	2261.79
		72"(1829mm)	JDDL-3672-JDFL	2311.88	2330.14	2351.77	2370.03

# ConvergenTs

## D-Top

Height	Depth	Width	Number	Top - HPL A Trim		Top - HPL B Trim	
				A	B	A	B
<b>End Panel - Wood A</b>							
29"(737mm)	24"(610mm)	48"(1219mm)	JDDL-2448-JDFW	\$ 1891.55	\$ 1909.81	\$ 2018.83	\$ 2037.09
		54"(1372mm)	JDDL-2454-JDFW	1991.93	2010.19	2119.21	2137.47
		60"(1524mm)	JDDL-2460-JDFW	2092.31	2110.57	2219.59	2237.85
		66"(1676mm)	JDDL-2466-JDFW	2192.69	2210.95	2319.97	2338.23
		72"(1829mm)	JDDL-2472-JDFW	2293.07	2311.33	2420.35	2438.61
29"(737mm)	30"(762mm)	48"(1219mm)	JDDL-3048-JDFW	\$ 1960.85	\$ 1979.11	\$ 2091.07	\$ 2109.33
		54"(1372mm)	JDDL-3054-JDFW	2061.23	2079.49	2191.45	2209.71
		60"(1524mm)	JDDL-3060-JDFW	2161.61	2179.87	2291.83	2310.09
		66"(1676mm)	JDDL-3066-JDFW	2261.99	2280.25	2392.21	2410.47
		72"(1829mm)	JDDL-3072-JDFW	2362.37	2380.63	2492.59	2510.85
29"(737mm)	36"(914mm)	48"(1219mm)	JDDL-3648-JDFW	\$2030.15	\$2048.41	\$ 2163.31	\$ 2181.57
		54"(1372mm)	JDDL-3654-JDFW	2130.53	2148.79	2263.69	2281.95
		60"(1524mm)	JDDL-3660-JDFW	2230.91	2249.17	2364.07	2382.33
		66"(1676mm)	JDDL-3666-JDFW	2331.29	2349.55	2464.45	2482.71
		72"(1829mm)	JDDL-3672-JDFW	2431.67	2449.93	2564.83	2583.09
<b>End Panel - Wood B</b>							
29"(737mm)	24"(610mm)	48"(1219mm)	JDDL-2448-JDFW	\$ 1980.09	\$ 1998.35	\$ 2107.37	\$ 2125.63
		54"(1372mm)	JDDL-2454-JDFW	2088.33	2106.59	2215.61	2233.87
		60"(1524mm)	JDDL-2460-JDFW	2196.57	2214.83	2323.85	2342.11
		66"(1676mm)	JDDL-2466-JDFW	2304.81	2323.07	2432.09	2450.35
		72"(1829mm)	JDDL-2472-JDFW	2413.05	2431.31	2540.33	2558.59
29"(737mm)	30"(762mm)	48"(1219mm)	JDDL-3048-JDFW	\$2053.53	\$ 2071.79	\$ 2183.75	\$2202.01
		54"(1372mm)	JDDL-3054-JDFW	2161.77	2180.03	2291.99	2310.25
		60"(1524mm)	JDDL-3060-JDFW	2270.01	2288.27	2400.23	2418.49
		66"(1676mm)	JDDL-3066-JDFW	2378.25	2396.51	2508.47	2526.73
		72"(1829mm)	JDDL-3072-JDFW	2486.49	2504.75	2616.71	2634.97
29"(737mm)	36"(914mm)	48"(1219mm)	JDDL-3648-JDFW	\$ 2126.97	\$ 2145.23	\$2260.13	\$ 2278.39
		54"(1372mm)	JDDL-3654-JDFW	2235.21	2253.47	2368.37	2386.63
		60"(1524mm)	JDDL-3660-JDFW	2343.45	2361.71	2476.61	2494.87
		66"(1676mm)	JDDL-3666-JDFW	2451.69	2469.95	2584.85	2603.11
		72"(1829mm)	JDDL-3672-JDFW	2559.93	2578.19	2693.09	2711.35

# Convergenents

## D-Top

Height	Depth	Width	Number	Top - Wood A Trim		Top - Wood B Trim	
				A	B	A	B
<b>End Panel - Steel A</b>							
29"(737mm)	24"(610mm)	48"(1219mm)	JDDW-2448-KDFS	\$2330.95	\$2349.21	\$2378.35	\$2396.61
		54"(1372mm)	JDDW-2454-KDFS	2460.43	2478.69	2507.83	2526.09
		60"(1524mm)	JDDW-2460-KDFS	2589.91	2608.17	2637.31	2655.57
		66"(1676mm)	JDDW-2466-KDFS	2719.39	2737.65	2766.79	2785.05
		72"(1829mm)	JDDW-2472-KDFS	2848.87	2867.13	2896.27	2914.53
29"(737mm)	30"(762mm)	48"(1219mm)	JDDW-3048-KDFS	\$2418.43	\$2436.69	\$2480.35	\$2498.61
		54"(1372mm)	JDDW-3054-KDFS	2547.91	2566.17	2609.83	2628.09
		60"(1524mm)	JDDW-3060-KDFS	2677.39	2695.65	2739.31	2757.57
		66"(1676mm)	JDDW-3066-KDFS	2806.87	2825.13	2868.79	2887.05
		72"(1829mm)	JDDW-3072-KDFS	2936.35	2954.61	2998.27	3016.53
29"(737mm)	36"(914mm)	48"(1219mm)	JDDW-3648-KDFS	\$2505.91	\$2524.17	\$2582.35	\$2600.61
		54"(1372mm)	JDDW-3654-KDFS	2635.39	2653.65	2711.83	2730.09
		60"(1524mm)	JDDW-3660-KDFS	2764.87	2783.13	2841.31	2859.57
		66"(1676mm)	JDDW-3666-KDFS	2894.35	2912.61	2970.79	2989.05
		72"(1829mm)	JDDW-3672-KDFS	3023.83	3042.09	3100.27	3118.53
<b>End Panel - Steel B</b>							
29"(737mm)	24"(610mm)	48"(1219mm)	JDDW-2448-KDFS	\$2461.03	\$2479.29	\$2508.43	\$2526.69
		54"(1372mm)	JDDW-2454-KDFS	2613.67	2631.93	2661.07	2679.33
		60"(1524mm)	JDDW-2460-KDFS	2766.31	2784.57	2813.71	2831.97
		66"(1676mm)	JDDW-2466-KDFS	2918.95	2937.21	2966.35	2984.61
		72"(1829mm)	JDDW-2472-KDFS	3071.59	3089.85	3118.99	3137.25
29"(737mm)	30"(762mm)	48"(1219mm)	JDDW-3048-KDFS	\$2561.35	\$2579.61	\$2623.27	\$2641.53
		54"(1372mm)	JDDW-3054-KDFS	2713.99	2732.25	2775.91	2794.17
		60"(1524mm)	JDDW-3060-KDFS	2866.63	2884.89	2928.55	2946.81
		66"(1676mm)	JDDW-3066-KDFS	3019.27	3037.53	3081.19	3099.45
		72"(1829mm)	JDDW-3072-KDFS	3171.91	3190.17	3233.83	3252.09
29"(737mm)	36"(914mm)	48"(1219mm)	JDDW-3648-KDFS	\$2661.67	\$2679.93	\$2738.11	\$2756.37
		54"(1372mm)	JDDW-3654-KDFS	2814.31	2832.57	2890.75	2909.01
		60"(1524mm)	JDDW-3660-KDFS	2966.95	2985.21	3043.39	3061.65
		66"(1676mm)	JDDW-3666-KDFS	3119.59	3137.85	3196.03	3214.29
		72"(1829mm)	JDDW-3672-KDFS	3272.23	3290.49	3348.67	3366.93

# ConvergenTs

## D-Top

Height	Depth	Width	Number	Top - Wood A Trim		Top - Wood B Trim	
				A	B	A	B
<b>End Panel - HPL A</b>							
29"(737mm)	24"(610mm)	48"(1219mm)	JDDW-2448-KDFL	\$ 2172.26	\$ 2190.52	\$ 2209.63	\$ 2227.89
		54"(1372mm)	JDDW-2454-KDFL	2301.74	2320.00	2339.11	2357.37
		60"(1524mm)	JDDW-2460-KDFL	2431.22	2449.48	2468.59	2486.85
		66"(1676mm)	JDDW-2466-KDFL	2560.70	2578.96	2598.07	2616.33
		72"(1829mm)	JDDW-2472-KDFL	2690.18	2708.44	2727.55	2745.81
29"(737mm)	30"(762mm)	48"(1219mm)	JDDW-3048-KDFL	\$ 2259.74	\$ 2278.00	\$ 2298.37	\$ 2316.63
		54"(1372mm)	JDDW-3054-KDFL	2389.22	2407.48	2427.85	2446.11
		60"(1524mm)	JDDW-3060-KDFL	2518.70	2536.96	2557.33	2575.59
		66"(1676mm)	JDDW-3066-KDFL	2648.18	2666.44	2686.81	2705.07
		72"(1829mm)	JDDW-3072-KDFL	2777.66	2795.92	2816.29	2834.55
29"(737mm)	36"(914mm)	48"(1219mm)	JDDW-3648-KDFL	\$ 2347.22	\$ 2365.48	\$ 2387.11	\$ 2405.37
		54"(1372mm)	JDDW-3654-KDFL	2476.70	2494.96	2516.59	2534.85
		60"(1524mm)	JDDW-3660-KDFL	2606.18	2624.44	2646.07	2664.33
		66"(1676mm)	JDDW-3666-KDFL	2735.66	2753.92	2775.55	2793.81
		72"(1829mm)	JDDW-3672-KDFL	2865.14	2883.40	2905.03	2923.29
<b>End Panel - HPL B</b>							
29"(737mm)	24"(610mm)	48"(1219mm)	JDDW-2448-KDFL	\$ 2302.34	\$ 2320.60	\$ 2339.71	\$ 2357.97
		54"(1372mm)	JDDW-2454-KDFL	2454.98	2473.24	2492.35	2510.61
		60"(1524mm)	JDDW-2460-KDFL	2607.62	2625.88	2644.99	2663.25
		66"(1676mm)	JDDW-2466-KDFL	2760.26	2778.52	2797.63	2815.89
		72"(1829mm)	JDDW-2472-KDFL	2912.90	2931.16	2950.27	2968.53
29"(737mm)	30"(762mm)	48"(1219mm)	JDDW-3048-KDFL	\$ 2402.66	\$ 2420.92	\$ 2441.29	\$ 2459.55
		54"(1372mm)	JDDW-3054-KDFL	2555.30	2573.56	2593.93	2612.19
		60"(1524mm)	JDDW-3060-KDFL	2707.94	2726.20	2746.57	2764.83
		66"(1676mm)	JDDW-3066-KDFL	2860.58	2878.84	2899.21	2917.47
		72"(1829mm)	JDDW-3072-KDFL	3013.22	3031.48	3051.85	3070.11
29"(737mm)	36"(914mm)	48"(1219mm)	JDDW-3648-KDFL	\$ 2502.98	\$ 2521.24	\$ 2542.87	\$ 2561.13
		54"(1372mm)	JDDW-3654-KDFL	2655.62	2673.88	2695.51	2713.77
		60"(1524mm)	JDDW-3660-KDFL	2808.26	2826.52	2848.15	2866.41
		66"(1676mm)	JDDW-3666-KDFL	2960.90	2979.16	3000.79	3019.05
		72"(1829mm)	JDDW-3672-KDFL	3113.54	3131.80	3153.43	3171.69

# ConvergenTs

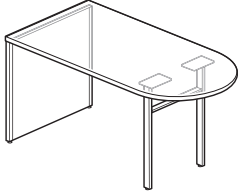
## D-Top

Height	Depth	Width	Number	Top - Wood A Trim		Top - Wood B Trim	
				A	B	A	B
<b>End Panel - Wood A</b>							
29"(737mm)	24"(610mm)	48"(1219mm)	JDDW-2448-KDFW	\$ 2420.31	\$ 2438.57	\$ 2547.59	\$ 2565.85
		54"(1372mm)	JDDW-2454-KDFW	2549.79	2568.05	2677.07	2695.33
		60"(1524mm)	JDDW-2460-KDFW	2679.27	2697.53	2806.55	2824.81
		66"(1676mm)	JDDW-2466-KDFW	2808.75	2827.01	2936.03	2954.29
		72"(1829mm)	JDDW-2472-KDFW	2938.23	2956.49	3065.51	3083.77
29"(737mm)	30"(762mm)	48"(1219mm)	JDDW-3048-KDFW	\$ 2507.79	\$ 2526.05	\$ 2638.01	\$ 2656.27
		54"(1372mm)	JDDW-3054-KDFW	2637.27	2655.53	2767.49	2785.75
		60"(1524mm)	JDDW-3060-KDFW	2766.75	2785.01	2896.97	2915.23
		66"(1676mm)	JDDW-3066-KDFW	2896.23	2914.49	3026.45	3044.71
		72"(1829mm)	JDDW-3072-KDFW	3025.71	3043.97	3155.93	3174.19
29"(737mm)	36"(914mm)	48"(1219mm)	JDDW-3648-KDFW	\$ 2595.27	\$ 2613.53	\$ 2728.43	\$ 2746.69
		54"(1372mm)	JDDW-3654-KDFW	2724.75	2743.01	2857.91	2876.17
		60"(1524mm)	JDDW-3660-KDFW	2854.23	2872.49	2987.39	3005.65
		66"(1676mm)	JDDW-3666-KDFW	2983.71	3001.97	3116.87	3135.13
		72"(1829mm)	JDDW-3672-KDFW	3113.19	3131.45	3246.35	3264.61
<b>End Panel - Wood B</b>							
29"(737mm)	24"(610mm)	48"(1219mm)	JDDW-2448-KDFW	\$ 2550.39	\$ 2568.65	\$ 2677.67	\$ 2695.93
		54"(1372mm)	JDDW-2454-KDFW	2703.03	2721.29	2830.31	2848.57
		60"(1524mm)	JDDW-2460-KDFW	2855.67	2873.93	2982.95	3001.21
		66"(1676mm)	JDDW-2466-KDFW	3008.31	3026.57	3135.59	3153.85
		72"(1829mm)	JDDW-2472-KDFW	3160.95	3179.21	3288.23	3306.49
29"(737mm)	30"(762mm)	48"(1219mm)	JDDW-3048-KDFW	\$ 2650.71	\$ 2668.97	\$ 2780.93	\$ 2799.19
		54"(1372mm)	JDDW-3054-KDFW	2803.35	2821.61	2933.57	2951.83
		60"(1524mm)	JDDW-3060-KDFW	2955.99	2974.25	3086.21	3104.47
		66"(1676mm)	JDDW-3066-KDFW	3108.63	3126.89	3238.85	3257.11
		72"(1829mm)	JDDW-3072-KDFW	3261.27	3279.53	3391.49	3409.75
29"(737mm)	36"(914mm)	48"(1219mm)	JDDW-3648-KDFW	\$ 2751.03	\$ 2769.29	\$ 2884.19	\$ 2902.45
		54"(1372mm)	JDDW-3654-KDFW	2903.67	2921.93	3036.83	3055.09
		60"(1524mm)	JDDW-3660-KDFW	3056.31	3074.57	3189.47	3207.73
		66"(1676mm)	JDDW-3666-KDFW	3208.95	3227.21	3342.11	3360.37
		72"(1829mm)	JDDW-3672-KDFW	3361.59	3379.85	3494.75	3513.01

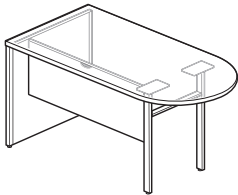
# ConvergenTs

## D-Top

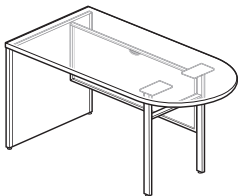
### Double Support Leg



JDDL-JBFSNN  
 JDDL-JBFLNN  
 JDDL-JBFWNN  
 JDDW-KBFSNN  
 JDDW-KBFLNN  
 JDDW-KBFWNN  
 (Non-Handed, No Guest Modesty Panel)



JDDL-JBLSDS  
 JDDL-JBLLDS  
 JDDL-JBLWDS  
 JDDW-KBLSDS  
 JDDW-KBLLDS  
 JDDW-KBLWDS  
 (Left-Hand, with Guest Modesty Panel)



JDDL-JBRSDS  
 JDDL-JBRLDS  
 JDDL-JBRWDS  
 JDDW-KBRSDS  
 JDDW-KBRLDS  
 JDDW-KBRWDS  
 (Right-Hand, with Guest Modesty Panel)

Class FM1

### Features

- Includes high-pressure laminate (HPL) or wood veneer top, steel, laminate or wood end panel, steel double support leg, and hardware for assembly and attachment to adjoining casegood.
- Available with or without guest modesty panel.
- Top has 3mm edgeband on the perimeter and 1mm edgeband on the back.
- Guest modesty panel is available with or without scallop wireway for cable management; scallop is centered at top of modesty panel.
- Glides provide 1" (25mm) adjustment range.
- Field assembled.

### Specification Tips

- Not for use as a stand-alone casegood. Must be attached to a return or bridge.
- D-top is non-handed without the guest modesty panel; guest modesty panel requires left or right hand product specification.
- A separately specified Worksurface Reinforcement Channel provides worksurface reinforcement to minimize deflection. Recommended for heavily loaded worksurface applications.

### To Order, Specify:

1) Product number, including:

#### 1 Modesty Panel Orientation:

- F** Non-handed, no guest modesty panel
- L** Left-hand, guest modesty panel
- R** Right-hand, guest modesty panel

#### 2 Modesty Panel Height:

- N** No Guest Modesty Panel
- B** 1/3 Height (add **\$96.65** list)
- D** 3/4 Height (add **\$193.33** list)
- F** Full Height (add **\$290.00** list)

#### 3 Modesty Panel Cable Management:

- N** No Scallop
- S** Scallop

- 2) Laminate or wood color for top.
- 3) Edge trim color for top (HPL only).
- 4) End panel trim, laminate or wood finish.
- 5) End panel edge color (HPL only)
- 6) Modesty panel trim color.

# Convergen<sup>ts</sup>

## D-Top

Height	Depth	Width	Number	① ② ③	Top - HPL A Trim		Top - HPL B Trim	
					A	B	A	B
<b>End Panel - Steel - Trim A</b>								
29"(737mm)	24"(610mm)	48"(1219mm)	JDDL-2448-JB	S	\$ 1884.28	\$ 1911.63	\$ 1931.68	\$ 1959.03
		54"(1372mm)	JDDL-2454-JB	S	1984.66	2012.01	2032.06	2059.41
		60"(1524mm)	JDDL-2460-JB	S	2085.04	2112.39	2132.44	2159.79
		66"(1676mm)	JDDL-2466-JB	S	2185.42	2212.77	2232.82	2260.17
		72"(1829mm)	JDDL-2472-JB	S	2285.80	2313.15	2333.20	2360.55
29"(737mm)	30"(762mm)	48"(1219mm)	JDDL-3048-JB	S	\$ 1982.77	\$ 2010.12	\$2044.69	\$2072.04
		54"(1372mm)	JDDL-3054-JB	S	2083.15	2110.50	2145.07	2172.42
		60"(1524mm)	JDDL-3060-JB	S	2183.53	2210.88	2245.45	2272.80
		66"(1676mm)	JDDL-3066-JB	S	2283.91	2311.26	2345.83	2373.18
		72"(1829mm)	JDDL-3072-JB	S	2384.29	2411.64	2446.21	2473.56
29"(737mm)	36"(914mm)	48"(1219mm)	JDDL-3648-JB	S	\$ 2081.26	\$ 2108.61	\$ 2157.70	\$ 2185.05
		54"(1372mm)	JDDL-3654-JB	S	2181.64	2208.99	2258.08	2285.43
		60"(1524mm)	JDDL-3660-JB	S	2282.02	2309.37	2358.46	2385.81
		66"(1676mm)	JDDL-3666-JB	S	2382.40	2409.75	2458.84	2486.19
		72"(1829mm)	JDDL-3672-JB	S	2482.78	2510.13	2559.22	2586.57
<b>End Panel - Steel - Trim B</b>								
29"(737mm)	24"(610mm)	48"(1219mm)	JDDL-2448-JB	S	\$ 1972.82	\$2000.17	\$2020.22	\$ 2047.57
		54"(1372mm)	JDDL-2454-JB	S	2081.06	2108.41	2128.46	2155.81
		60"(1524mm)	JDDL-2460-JB	S	2189.30	2216.65	2236.70	2264.05
		66"(1676mm)	JDDL-2466-JB	S	2297.54	2324.89	2344.94	2372.29
		72"(1829mm)	JDDL-2472-JB	S	2405.78	2433.13	2453.18	2480.53
29"(737mm)	30"(762mm)	48"(1219mm)	JDDL-3048-JB	S	\$ 2075.45	\$ 2102.80	\$ 2137.37	\$ 2164.72
		54"(1372mm)	JDDL-3054-JB	S	2183.69	2211.04	2245.61	2272.96
		60"(1524mm)	JDDL-3060-JB	S	2291.93	2319.28	2353.85	2381.20
		66"(1676mm)	JDDL-3066-JB	S	2400.17	2427.52	2462.09	2489.44
		72"(1829mm)	JDDL-3072-JB	S	2508.41	2535.76	2570.33	2597.68
29"(737mm)	36"(914mm)	48"(1219mm)	JDDL-3648-JB	S	\$ 2178.08	\$2205.43	\$2254.52	\$ 2281.87
		54"(1372mm)	JDDL-3654-JB	S	2286.32	2313.67	2362.76	2390.11
		60"(1524mm)	JDDL-3660-JB	S	2394.56	2421.91	2471.00	2498.35
		66"(1676mm)	JDDL-3666-JB	S	2502.80	2530.15	2579.24	2606.59
		72"(1829mm)	JDDL-3672-JB	S	2611.04	2638.39	2687.48	2714.83

# ConvergenTs

## D-Top

Height	Depth	Width	Number	① ②③	Top - HPL A Trim		Top - HPL B Trim	
					A	B	A	B
<b>End Panel - HPL A</b>								
29"(737mm)	24"(610mm)	48"(1219mm)	JDDL-2448-JB	L ■ ■	\$ 1725.59	\$ 1752.94	\$ 1762.96	\$ 1790.31
		54"(1372mm)	JDDL-2454-JB	L ■ ■	1825.97	1853.32	1863.34	1890.69
		60"(1524mm)	JDDL-2460-JB	L ■ ■	1926.35	1953.70	1963.72	1991.07
		66"(1676mm)	JDDL-2466-JB	L ■ ■	2026.73	2054.08	2064.10	2091.45
		72"(1829mm)	JDDL-2472-JB	L ■ ■	2127.11	2154.46	2164.48	2191.83
29"(737mm)	30"(762mm)	48"(1219mm)	JDDL-3048-JB	L ■ ■	\$ 1824.08	\$ 1851.43	\$ 1862.71	\$ 1890.06
		54"(1372mm)	JDDL-3054-JB	L ■ ■	1924.46	1951.81	1963.09	1990.44
		60"(1524mm)	JDDL-3060-JB	L ■ ■	2024.84	2052.19	2063.47	2090.82
		66"(1676mm)	JDDL-3066-JB	L ■ ■	2125.22	2152.57	2163.85	2191.20
		72"(1829mm)	JDDL-3072-JB	L ■ ■	2225.60	2252.95	2264.23	2291.58
29"(737mm)	36"(914mm)	48"(1219mm)	JDDL-3648-JB	L ■ ■	\$ 1922.57	\$ 1949.92	\$ 1962.46	\$ 1989.81
		54"(1372mm)	JDDL-3654-JB	L ■ ■	2022.95	2050.30	2062.84	2090.19
		60"(1524mm)	JDDL-3660-JB	L ■ ■	2123.33	2150.68	2163.22	2190.57
		66"(1676mm)	JDDL-3666-JB	L ■ ■	2223.71	2251.06	2263.60	2290.95
		72"(1829mm)	JDDL-3672-JB	L ■ ■	2324.09	2351.44	2363.98	2391.33
<b>End Panel - HPL B</b>								
29"(737mm)	24"(610mm)	48"(1219mm)	JDDL-2448-JB	L ■ ■	\$ 1814.13	\$ 1841.48	\$ 1851.50	\$ 1878.85
		54"(1372mm)	JDDL-2454-JB	L ■ ■	1922.37	1949.72	1959.74	1987.09
		60"(1524mm)	JDDL-2460-JB	L ■ ■	2030.61	2057.96	2067.98	2095.33
		66"(1676mm)	JDDL-2466-JB	L ■ ■	2138.85	2166.20	2176.22	2203.57
		72"(1829mm)	JDDL-2472-JB	L ■ ■	2247.09	2274.44	2284.46	2311.81
29"(737mm)	30"(762mm)	48"(1219mm)	JDDL-3048-JB	L ■ ■	\$ 1916.76	\$ 1944.11	\$ 1955.39	\$ 1982.74
		54"(1372mm)	JDDL-3054-JB	L ■ ■	2025.00	2052.35	2063.63	2090.98
		60"(1524mm)	JDDL-3060-JB	L ■ ■	2133.24	2160.59	2171.87	2199.22
		66"(1676mm)	JDDL-3066-JB	L ■ ■	2241.48	2268.83	2280.11	2307.46
		72"(1829mm)	JDDL-3072-JB	L ■ ■	2349.72	2377.07	2388.35	2415.70
29"(737mm)	36"(914mm)	48"(1219mm)	JDDL-3648-JB	L ■ ■	\$ 2019.39	\$2046.74	\$2059.28	\$2086.63
		54"(1372mm)	JDDL-3654-JB	L ■ ■	2127.63	2154.98	2167.52	2194.87
		60"(1524mm)	JDDL-3660-JB	L ■ ■	2235.87	2263.22	2275.76	2303.11
		66"(1676mm)	JDDL-3666-JB	L ■ ■	2344.11	2371.46	2384.00	2411.35
		72"(1829mm)	JDDL-3672-JB	L ■ ■	2452.35	2479.70	2492.24	2519.59

# ConvergenTs

## D-Top

Height	Depth	Width	Number	① ②③	Top - HPL A Trim		Top - HPL B Trim	
					A	B	A	B
<b>End Panel - Wood A</b>								
29"(737mm)	24"(610mm)	48"(1219mm)	JDDL-2448-JB	W █ █	\$ 1973.64	\$2000.99	\$ 2100.92	\$ 2128.27
		54"(1372mm)	JDDL-2454-JB	W █ █	2074.02	2101.37	2201.30	2228.65
		60"(1524mm)	JDDL-2460-JB	W █ █	2174.40	2201.75	2301.68	2329.03
		66"(1676mm)	JDDL-2466-JB	W █ █	2274.78	2302.13	2402.06	2429.41
		72"(1829mm)	JDDL-2472-JB	W █ █	2375.16	2402.51	2502.44	2529.79
29"(737mm)	30"(762mm)	48"(1219mm)	JDDL-3048-JB	W █ █	\$2072.13	\$2099.48	\$2202.35	\$2229.70
		54"(1372mm)	JDDL-3054-JB	W █ █	2172.51	2199.86	2302.73	2330.08
		60"(1524mm)	JDDL-3060-JB	W █ █	2272.89	2300.24	2403.11	2430.46
		66"(1676mm)	JDDL-3066-JB	W █ █	2373.27	2400.62	2503.49	2530.84
		72"(1829mm)	JDDL-3072-JB	W █ █	2473.65	2501.00	2603.87	2631.22
29"(737mm)	36"(914mm)	48"(1219mm)	JDDL-3648-JB	W █ █	\$ 2170.62	\$ 2197.97	\$2303.78	\$ 2331.13
		54"(1372mm)	JDDL-3654-JB	W █ █	2271.00	2298.35	2404.16	2431.51
		60"(1524mm)	JDDL-3660-JB	W █ █	2371.38	2398.73	2504.54	2531.89
		66"(1676mm)	JDDL-3666-JB	W █ █	2471.76	2499.11	2604.92	2632.27
		72"(1829mm)	JDDL-3672-JB	W █ █	2572.14	2599.49	2705.30	2732.65
<b>End Panel - Wood B</b>								
29"(737mm)	24"(610mm)	48"(1219mm)	JDDL-2448-JB	W █ █	\$2062.18	\$2089.53	\$ 2189.46	\$ 2216.81
		54"(1372mm)	JDDL-2454-JB	W █ █	2170.42	2197.77	2297.70	2325.05
		60"(1524mm)	JDDL-2460-JB	W █ █	2278.66	2306.01	2405.94	2433.29
		66"(1676mm)	JDDL-2466-JB	W █ █	2386.90	2414.25	2514.18	2541.53
		72"(1829mm)	JDDL-2472-JB	W █ █	2495.14	2522.49	2622.42	2649.77
29"(737mm)	30"(762mm)	48"(1219mm)	JDDL-3048-JB	W █ █	\$ 2164.81	\$ 2192.16	\$2295.03	\$2322.38
		54"(1372mm)	JDDL-3054-JB	W █ █	2273.05	2300.40	2403.27	2430.62
		60"(1524mm)	JDDL-3060-JB	W █ █	2381.29	2408.64	2511.51	2538.86
		66"(1676mm)	JDDL-3066-JB	W █ █	2489.53	2516.88	2619.75	2647.10
		72"(1829mm)	JDDL-3072-JB	W █ █	2597.77	2625.12	2727.99	2755.34
29"(737mm)	36"(914mm)	48"(1219mm)	JDDL-3648-JB	W █ █	\$ 2267.44	\$ 2294.79	\$2400.60	\$ 2427.95
		54"(1372mm)	JDDL-3654-JB	W █ █	2375.68	2403.03	2508.84	2536.19
		60"(1524mm)	JDDL-3660-JB	W █ █	2483.92	2511.27	2617.08	2644.43
		66"(1676mm)	JDDL-3666-JB	W █ █	2592.16	2619.51	2725.32	2752.67
		72"(1829mm)	JDDL-3672-JB	W █ █	2700.40	2727.75	2833.56	2860.91

# Convergen<sup>ts</sup>

## D-Top

Height	Depth	Width	Number	① ② ③	Top - Wood A Trim		Top - Wood B Trim	
					A	B	A	B
<b>End Panel - Steel A</b>								
29"(737mm)	24"(610mm)	48"(1219mm)	JDDW-2448-KB	S ■ ■	\$ 2413.04	\$2440.39	\$2460.44	\$ 2487.79
		54"(1372mm)	JDDW-2454-KB	S ■ ■	2542.52	2569.87	2589.92	2617.27
		60"(1524mm)	JDDW-2460-KB	S ■ ■	2672.00	2699.35	2719.40	2746.75
		66"(1676mm)	JDDW-2466-KB	S ■ ■	2801.48	2828.83	2848.88	2876.23
		72"(1829mm)	JDDW-2472-KB	S ■ ■	2930.96	2958.31	2978.36	3005.71
29"(737mm)	30"(762mm)	48"(1219mm)	JDDW-3048-KB	S ■ ■	\$2529.71	\$ 2557.06	\$ 2591.63	\$ 2618.98
		54"(1372mm)	JDDW-3054-KB	S ■ ■	2659.19	2686.54	2721.11	2748.46
		60"(1524mm)	JDDW-3060-KB	S ■ ■	2788.67	2816.02	2850.59	2877.94
		66"(1676mm)	JDDW-3066-KB	S ■ ■	2918.15	2945.50	2980.07	3007.42
		72"(1829mm)	JDDW-3072-KB	S ■ ■	3047.63	3074.98	3109.55	3136.90
29"(737mm)	36"(914mm)	48"(1219mm)	JDDW-3648-KB	S ■ ■	\$2646.38	\$ 2673.73	\$ 2722.82	\$ 2750.17
		54"(1372mm)	JDDW-3654-KB	S ■ ■	2775.86	2803.21	2852.30	2879.65
		60"(1524mm)	JDDW-3660-KB	S ■ ■	2905.34	2932.69	2981.78	3009.13
		66"(1676mm)	JDDW-3666-KB	S ■ ■	3034.82	3062.17	3111.26	3138.61
		72"(1829mm)	JDDW-3672-KB	S ■ ■	3164.30	3191.65	3240.74	3268.09
<b>End Panel - Steel B</b>								
29"(737mm)	24"(610mm)	48"(1219mm)	JDDW-2448-KB	S ■ ■	\$2543.12	\$ 2570.47	\$2590.52	\$ 2617.87
		54"(1372mm)	JDDW-2454-KB	S ■ ■	2695.76	2723.11	2743.16	2770.51
		60"(1524mm)	JDDW-2460-KB	S ■ ■	2848.40	2875.75	2895.80	2923.15
		66"(1676mm)	JDDW-2466-KB	S ■ ■	3001.04	3028.39	3048.44	3075.79
		72"(1829mm)	JDDW-2472-KB	S ■ ■	3153.68	3181.03	3201.08	3228.43
29"(737mm)	30"(762mm)	48"(1219mm)	JDDW-3048-KB	S ■ ■	\$2672.63	\$2699.98	\$ 2734.55	\$ 2761.90
		54"(1372mm)	JDDW-3054-KB	S ■ ■	2825.27	2852.62	2887.19	2914.54
		60"(1524mm)	JDDW-3060-KB	S ■ ■	2977.91	3005.26	3039.83	3067.18
		66"(1676mm)	JDDW-3066-KB	S ■ ■	3130.55	3157.90	3192.47	3219.82
		72"(1829mm)	JDDW-3072-KB	S ■ ■	3283.19	3310.54	3345.11	3372.46
29"(737mm)	36"(914mm)	48"(1219mm)	JDDW-3648-KB	S ■ ■	\$2802.14	\$ 2829.49	\$ 2878.58	\$2905.93
		54"(1372mm)	JDDW-3654-KB	S ■ ■	2954.78	2982.13	3031.22	3058.57
		60"(1524mm)	JDDW-3660-KB	S ■ ■	3107.42	3134.77	3183.86	3211.21
		66"(1676mm)	JDDW-3666-KB	S ■ ■	3260.06	3287.41	3336.50	3363.85
		72"(1829mm)	JDDW-3672-KB	S ■ ■	3412.70	3440.05	3489.14	3516.49

# Convergenents

## D-Top

Height	Depth	Width	Number	① ②③	Top - Wood A Trim		Top - Wood B Trim	
					A	B	A	B
<b>End Panel - HPL A</b>								
29"(737mm)	24"(610mm)	48"(1219mm)	JDDW-2448-KB	L █ █ █	\$ 2254.35	\$ 2281.70	\$ 2291.72	\$ 2319.07
		54"(1372mm)	JDDW-2454-KB	L █ █ █	2383.83	2411.18	2421.20	2448.55
		60"(1524mm)	JDDW-2460-KB	L █ █ █	2513.31	2540.66	2550.68	2578.03
		66"(1676mm)	JDDW-2466-KB	L █ █ █	2642.79	2670.14	2680.16	2707.51
		72"(1829mm)	JDDW-2472-KB	L █ █ █	2772.27	2799.62	2809.64	2836.99
29"(737mm)	30"(762mm)	48"(1219mm)	JDDW-3048-KB	L █ █ █	\$ 2371.02	\$ 2398.37	\$ 2409.65	\$ 2437.00
		54"(1372mm)	JDDW-3054-KB	L █ █ █	2500.50	2527.85	2539.13	2566.48
		60"(1524mm)	JDDW-3060-KB	L █ █ █	2629.98	2657.33	2668.61	2695.96
		66"(1676mm)	JDDW-3066-KB	L █ █ █	2759.46	2786.81	2798.09	2825.44
		72"(1829mm)	JDDW-3072-KB	L █ █ █	2888.94	2916.29	2927.57	2954.92
29"(737mm)	36"(914mm)	48"(1219mm)	JDDW-3648-KB	L █ █ █	\$ 2487.69	\$ 2515.04	\$ 2527.58	\$ 2554.93
		54"(1372mm)	JDDW-3654-KB	L █ █ █	2617.17	2644.52	2657.06	2684.41
		60"(1524mm)	JDDW-3660-KB	L █ █ █	2746.65	2774.00	2786.54	2813.89
		66"(1676mm)	JDDW-3666-KB	L █ █ █	2876.13	2903.48	2916.02	2943.37
		72"(1829mm)	JDDW-3672-KB	L █ █ █	3005.61	3032.96	3045.50	3072.85
<b>End Panel - HPL B</b>								
29"(737mm)	24"(610mm)	48"(1219mm)	JDDW-2448-KB	L █ █ █	\$ 2384.43	\$ 2411.78	\$ 2421.80	\$ 2449.15
		54"(1372mm)	JDDW-2454-KB	L █ █ █	2537.07	2564.42	2574.44	2601.79
		60"(1524mm)	JDDW-2460-KB	L █ █ █	2689.71	2717.06	2727.08	2754.43
		66"(1676mm)	JDDW-2466-KB	L █ █ █	2842.35	2869.70	2879.72	2907.07
		72"(1829mm)	JDDW-2472-KB	L █ █ █	2994.99	3022.34	3032.36	3059.71
29"(737mm)	30"(762mm)	48"(1219mm)	JDDW-3048-KB	L █ █ █	\$ 2513.94	\$ 2541.29	\$ 2552.57	\$ 2579.92
		54"(1372mm)	JDDW-3054-KB	L █ █ █	2666.58	2693.93	2705.21	2732.56
		60"(1524mm)	JDDW-3060-KB	L █ █ █	2819.22	2846.57	2857.85	2885.20
		66"(1676mm)	JDDW-3066-KB	L █ █ █	2971.86	2999.21	3010.49	3037.84
		72"(1829mm)	JDDW-3072-KB	L █ █ █	3124.50	3151.85	3163.13	3190.48
29"(737mm)	36"(914mm)	48"(1219mm)	JDDW-3648-KB	L █ █ █	\$ 2643.45	\$ 2670.80	\$ 2683.34	\$ 2710.69
		54"(1372mm)	JDDW-3654-KB	L █ █ █	2796.09	2823.44	2835.98	2863.33
		60"(1524mm)	JDDW-3660-KB	L █ █ █	2948.73	2976.08	2988.62	3015.97
		66"(1676mm)	JDDW-3666-KB	L █ █ █	3101.37	3128.72	3141.26	3168.61
		72"(1829mm)	JDDW-3672-KB	L █ █ █	3254.01	3281.36	3293.90	3321.25

# ConvergenTs

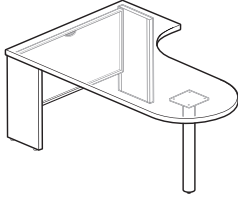
## D-Top

Height	Depth	Width	Number	①	②	③	Top - Wood A Trim		Top - Wood B Trim	
							A	B	A	B
<b>End Panel - Wood A</b>										
29"(737mm)	24"(610mm)	48"(1219mm)	JDDW-2448-KB	W	■	■	\$2502.40	\$2529.75	\$2629.68	\$2657.03
		54"(1372mm)	JDDW-2454-KB	W	■	■	2631.88	2659.23	2759.16	2786.51
		60"(1524mm)	JDDW-2460-KB	W	■	■	2761.36	2788.71	2888.64	2915.99
		66"(1676mm)	JDDW-2466-KB	W	■	■	2890.84	2918.19	3018.12	3045.47
		72"(1829mm)	JDDW-2472-KB	W	■	■	3020.32	3047.67	3147.60	3174.95
29"(737mm)	30"(762mm)	48"(1219mm)	JDDW-3048-KB	W	■	■	\$2619.07	\$2646.42	\$2749.29	\$2776.64
		54"(1372mm)	JDDW-3054-KB	W	■	■	2748.55	2775.90	2878.77	2906.12
		60"(1524mm)	JDDW-3060-KB	W	■	■	2878.03	2905.38	3008.25	3035.60
		66"(1676mm)	JDDW-3066-KB	W	■	■	3007.51	3034.86	3137.73	3165.08
		72"(1829mm)	JDDW-3072-KB	W	■	■	3136.99	3164.34	3267.21	3294.56
29"(737mm)	36"(914mm)	48"(1219mm)	JDDW-3648-KB	W	■	■	\$2735.74	\$2763.09	\$2868.90	\$2896.25
		54"(1372mm)	JDDW-3654-KB	W	■	■	2865.22	2892.57	2998.38	3025.73
		60"(1524mm)	JDDW-3660-KB	W	■	■	2994.70	3022.05	3127.86	3155.21
		66"(1676mm)	JDDW-3666-KB	W	■	■	3124.18	3151.53	3257.34	3284.69
		72"(1829mm)	JDDW-3672-KB	W	■	■	3253.66	3281.01	3386.82	3414.17
<b>End Panel - Wood B</b>										
29"(737mm)	24"(610mm)	48"(1219mm)	JDDW-2448-KB	W	■	■	\$2632.48	\$2659.83	\$2759.76	\$2787.11
		54"(1372mm)	JDDW-2454-KB	W	■	■	2785.12	2812.47	2912.40	2939.75
		60"(1524mm)	JDDW-2460-KB	W	■	■	2937.76	2965.11	3065.04	3092.39
		66"(1676mm)	JDDW-2466-KB	W	■	■	3090.40	3117.75	3217.68	3245.03
		72"(1829mm)	JDDW-2472-KB	W	■	■	3243.04	3270.39	3370.32	3397.67
29"(737mm)	30"(762mm)	48"(1219mm)	JDDW-3048-KB	W	■	■	\$2761.99	\$2789.34	\$2892.21	\$2919.56
		54"(1372mm)	JDDW-3054-KB	W	■	■	2914.63	2941.98	3044.85	3072.20
		60"(1524mm)	JDDW-3060-KB	W	■	■	3067.27	3094.62	3197.49	3224.84
		66"(1676mm)	JDDW-3066-KB	W	■	■	3219.91	3247.26	3350.13	3377.48
		72"(1829mm)	JDDW-3072-KB	W	■	■	3372.55	3399.90	3502.77	3530.12
29"(737mm)	36"(914mm)	48"(1219mm)	JDDW-3648-KB	W	■	■	\$2891.50	\$2918.85	\$3024.66	\$3052.01
		54"(1372mm)	JDDW-3654-KB	W	■	■	3044.14	3071.49	3177.30	3204.65
		60"(1524mm)	JDDW-3660-KB	W	■	■	3196.78	3224.13	3329.94	3357.29
		66"(1676mm)	JDDW-3666-KB	W	■	■	3349.42	3376.77	3482.58	3509.93
		72"(1829mm)	JDDW-3672-KB	W	■	■	3502.06	3529.41	3635.22	3662.57

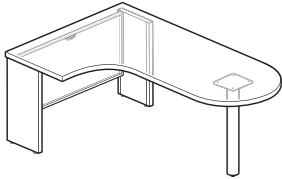
# Convergenents

## Curved Wrap-Around D-Top

### With Column



JDVL-JDLSDS4  
JDVL-JDLLDS4  
JDVL-JDLWDS4  
JDVW-KDLSDS4  
JDVW-KDLLDS4  
JDVW-KDLWDS4  
(Left-Hand)



JDVL-JDRSDS4  
JDVL-JDRLDS4  
JDVL-JDRWDS4  
JDVW-KDRSDS4  
JDVW-KDRLDS4  
JDVW-KDRWDS4  
(Right-Hand)

Class FMI

### Features

- Includes high-pressure laminate (HPL) or wood veneer top, steel, laminate or wood end panel, steel modesty panel, steel column, and hardware for assembly and attachment to adjoining casegood.
- Top has 3mm edgeband on the perimeter and 1mm edgeband on the back and straight end.
- Modesty panel is available with or without scallop wireway for cable management; scallop is centered at top of modesty panel.
- 36"(914mm)W units have a 24"(610mm) D D-end; 42"(1067mm) and 48"(1219mm)W units have a 30"(762mm)D D-end.
- Glides provide 1.5"(38mm) adjustment range.
- Field assembled.

### Specification Tips

- Not for use as a stand-alone casegood. Must be attached to a return or bridge.
- A separately specified Worksurface Reinforcement Channel provides worksurface reinforcement to minimize deflection. Recommended for heavily loaded worksurface applications.

### To Order, Specify:

1) Product number, including:

**1 Orientation:**

- L** Left-hand
- R** Right-hand

**2 Modesty Panel Height:**

- B** 1/3 Height
- D** 3/4 Height (add **\$97.15** list)
- F** Full Height (add **\$194.29** list)

**3 Modesty Panel Cable**

**Management:**

- N** No Scallop
- S** Scallop

**4 Adjoining Surface Depth:**

- 3** 18"(457mm)
- 4** 24"(610mm) (add **\$106.32** list)
- 5** 30"(762mm) (add **\$212.64** list)

- 2) Laminate or wood color for top.
- 3) Edge trim color for top (HPL only).
- 4) End panel trim, laminate or wood finish.
- 5) End panel edge color (HPL only)
- 6) Modesty panel trim color.

Height	Depth	Width	Number	①	②	③	Top - HPL A Trim		Top - HPL B Trim	
							A	B	A	B
<b>End Panel - Steel - Trim A</b>										
29"(737mm)	36"(914mm)	60"(1524mm)	JDVL-3660-JD	S	■	■	\$ 2514.46	\$ 2532.79	\$ 2609.78	\$ 2628.11
		66"(1676mm)	JDVL-3666-JD	S	■	■	2620.78	2639.11	2716.10	2734.43
		72"(1829mm)	JDVL-3672-JD	S	■	■	2727.10	2745.43	2822.42	2840.75
29"(737mm)	42"(1067mm)	60"(1524mm)	JDVL-4260-JD	S	■	■	\$ 2639.14	\$ 2657.47	\$ 2734.46	\$ 2752.79
		66"(1676mm)	JDVL-4266-JD	S	■	■	2745.46	2763.79	2840.78	2859.11
		72"(1829mm)	JDVL-4272-JD	S	■	■	2851.78	2870.11	2947.10	2965.43
29"(737mm)	48"(1219mm)	60"(1524mm)	JDVL-4860-JD	S	■	■	\$ 2763.82	\$ 2782.15	\$ 2859.14	\$ 2877.47
		66"(1676mm)	JDVL-4866-JD	S	■	■	2870.14	2888.47	2965.46	2983.79
		72"(1829mm)	JDVL-4872-JD	S	■	■	2976.46	2994.79	3071.78	3090.11
<b>End Panel - Steel - Trim B</b>										
29"(737mm)	36"(914mm)	60"(1524mm)	JDVL-3660-JD	S	■	■	\$ 2619.34	\$ 2637.67	\$ 2714.66	\$ 2732.99
		66"(1676mm)	JDVL-3666-JD	S	■	■	2734.12	2752.45	2829.44	2847.77
		72"(1829mm)	JDVL-3672-JD	S	■	■	2848.90	2867.23	2944.22	2962.55
29"(737mm)	42"(1067mm)	60"(1524mm)	JDVL-4260-JD	S	■	■	\$ 2753.86	\$ 2772.19	\$ 2849.18	\$ 2867.51
		66"(1676mm)	JDVL-4266-JD	S	■	■	2868.64	2886.97	2963.96	2982.29
		72"(1829mm)	JDVL-4272-JD	S	■	■	2983.42	3001.75	3078.74	3097.07
29"(737mm)	48"(1219mm)	60"(1524mm)	JDVL-4860-JD	S	■	■	\$ 2888.38	\$ 2906.71	\$ 2983.70	\$ 3002.03
		66"(1676mm)	JDVL-4866-JD	S	■	■	3003.16	3021.49	3098.48	3116.81
		72"(1829mm)	JDVL-4872-JD	S	■	■	3117.94	3136.27	3213.26	3231.59

# ConvergenTs

## Curved Wrap-Around D-Top

Height	Depth	Width	Number	① ② ③ ④	Top - HPL A Trim		Top - HPL B Trim	
					A	B	A	B
<b>End Panel - HPL A</b>								
29"(737mm)	36"(914mm)	60"(1524mm)	JDVL-3660-JD	L	\$ 2195.58	\$ 2213.91	\$ 2268.01	\$ 2286.34
		66"(1676mm)	JDVL-3666-JD	L	2301.90	2320.23	2374.33	2392.66
		72"(1829mm)	JDVL-3672-JD	L	2408.22	2426.55	2480.65	2498.98
29"(737mm)	42"(1067mm)	60"(1524mm)	JDVL-4260-JD	L	\$ 2320.26	\$ 2338.59	\$ 2392.69	\$ 2411.02
		66"(1676mm)	JDVL-4266-JD	L	2426.58	2444.91	2499.01	2517.34
		72"(1829mm)	JDVL-4272-JD	L	2532.90	2551.23	2605.33	2623.66
29"(737mm)	48"(1219mm)	60"(1524mm)	JDVL-4860-JD	L	\$ 2444.94	\$ 2463.27	\$ 2517.37	\$ 2535.70
		66"(1676mm)	JDVL-4866-JD	L	2551.26	2569.59	2623.69	2642.02
		72"(1829mm)	JDVL-4872-JD	L	2657.58	2675.91	2730.01	2748.34
<b>End Panel - HPL B</b>								
29"(737mm)	36"(914mm)	60"(1524mm)	JDVL-3660-JD	L	\$ 2300.46	\$ 2318.79	\$ 2372.89	\$ 2391.22
		66"(1676mm)	JDVL-3666-JD	L	2415.24	2433.57	2487.67	2506.00
		72"(1829mm)	JDVL-3672-JD	L	2530.02	2548.35	2602.45	2620.78
29"(737mm)	42"(1067mm)	60"(1524mm)	JDVL-4260-JD	L	\$ 2434.98	\$ 2453.31	\$ 2507.41	\$ 2525.74
		66"(1676mm)	JDVL-4266-JD	L	2549.76	2568.09	2622.19	2640.52
		72"(1829mm)	JDVL-4272-JD	L	2664.54	2682.87	2736.97	2755.30
29"(737mm)	48"(1219mm)	60"(1524mm)	JDVL-4860-JD	L	\$ 2569.50	\$ 2587.83	\$ 2641.93	\$ 2660.26
		66"(1676mm)	JDVL-4866-JD	L	2684.28	2702.61	2756.71	2775.04
		72"(1829mm)	JDVL-4872-JD	L	2799.06	2817.39	2871.49	2889.82

Height	Depth	Width	Number	① ② ③ ④	Top - HPL A Trim		Top - HPL B Trim	
					A	B	A	B
<b>End Panel - Wood A</b>								
29"(737mm)	36"(914mm)	60"(1524mm)	JDVL-3660-JD	W	\$ 2694.05	\$ 2712.38	\$ 2943.94	\$ 2962.27
		66"(1676mm)	JDVL-3666-JD	W	2800.37	2818.70	3050.26	3068.59
		72"(1829mm)	JDVL-3672-JD	W	2906.69	2925.02	3156.58	3174.91
29"(737mm)	42"(1067mm)	60"(1524mm)	JDVL-4260-JD	W	\$ 2818.73	\$ 2837.06	\$ 3068.62	\$ 3086.95
		66"(1676mm)	JDVL-4266-JD	W	2925.05	2943.38	3174.94	3193.27
		72"(1829mm)	JDVL-4272-JD	W	3031.37	3049.70	3281.26	3299.59
29"(737mm)	48"(1219mm)	60"(1524mm)	JDVL-4860-JD	W	\$ 2943.41	\$ 2961.74	\$ 3193.30	\$ 3211.63
		66"(1676mm)	JDVL-4866-JD	W	3049.73	3068.06	3299.62	3317.95
		72"(1829mm)	JDVL-4872-JD	W	3156.05	3174.38	3405.94	3424.27
<b>End Panel - Wood B</b>								
29"(737mm)	36"(914mm)	60"(1524mm)	JDVL-3660-JD	W	\$ 2798.93	\$ 2817.26	\$ 3048.82	\$ 3067.15
		66"(1676mm)	JDVL-3666-JD	W	2913.71	2932.04	3163.60	3181.93
		72"(1829mm)	JDVL-3672-JD	W	3028.49	3046.82	3278.38	3296.71
29"(737mm)	42"(1067mm)	60"(1524mm)	JDVL-4260-JD	W	\$ 2933.45	\$ 2951.78	\$ 3183.34	\$ 3201.67
		66"(1676mm)	JDVL-4266-JD	W	3048.23	3066.56	3298.12	3316.45
		72"(1829mm)	JDVL-4272-JD	W	3163.01	3181.34	3412.90	3431.23
29"(737mm)	48"(1219mm)	60"(1524mm)	JDVL-4860-JD	W	\$ 3067.97	\$ 3086.30	\$ 3317.86	\$ 3336.19
		66"(1676mm)	JDVL-4866-JD	W	3182.75	3201.08	3432.64	3450.97
		72"(1829mm)	JDVL-4872-JD	W	3297.53	3315.86	3547.42	3565.75

# Convergenents

## Curved Wrap-Around D-Top

Height	Depth	Width	Number	① ②③④	Top - Wood A Trim		Top - Wood B Trim		
					A	B	A	B	
<b>End Panel - Steel A</b>									
29"(737mm)	36"(914mm)	60"(1524mm)	JDVW-3660-KD	S	□□□□	\$3240.25	\$3258.58	\$3335.57	\$3353.90
		66"(1676mm)	JDVW-3666-KD	S	□□□□	3364.93	3383.26	3460.25	3478.58
		72"(1829mm)	JDVW-3672-KD	S	□□□□	3489.61	3507.94	3584.93	3603.26
29"(737mm)	42"(1067mm)	60"(1524mm)	JDVW-4260-KD	S	□□□□	\$3394.27	\$3412.60	\$3489.59	\$3507.92
		66"(1676mm)	JDVW-4266-KD	S	□□□□	3518.95	3537.28	3614.27	3632.60
		72"(1829mm)	JDVW-4272-KD	S	□□□□	3643.63	3661.96	3738.95	3757.28
29"(737mm)	48"(1219mm)	60"(1524mm)	JDVW-4860-KD	S	□□□□	\$3548.29	\$3566.62	\$3643.61	\$3661.94
		66"(1676mm)	JDVW-4866-KD	S	□□□□	3672.97	3691.30	3768.29	3786.62
		72"(1829mm)	JDVW-4872-KD	S	□□□□	3797.65	3815.98	3892.97	3911.30
<b>End Panel - Steel B</b>									
29"(737mm)	36"(914mm)	60"(1524mm)	JDVW-3660-KD	S	□□□□	\$3407.12	\$3425.45	\$3502.44	\$3520.77
		66"(1676mm)	JDVW-3666-KD	S	□□□□	3553.88	3572.21	3649.20	3667.53
		72"(1829mm)	JDVW-3672-KD	S	□□□□	3700.64	3718.97	3795.96	3814.29
29"(737mm)	42"(1067mm)	60"(1524mm)	JDVW-4260-KD	S	□□□□	\$3588.44	\$3606.77	\$3683.76	\$3702.09
		66"(1676mm)	JDVW-4266-KD	S	□□□□	3735.20	3753.53	3830.52	3848.85
		72"(1829mm)	JDVW-4272-KD	S	□□□□	3881.96	3900.29	3977.28	3995.61
29"(737mm)	48"(1219mm)	60"(1524mm)	JDVW-4860-KD	S	□□□□	\$3769.76	\$3788.09	\$3865.08	\$3883.41
		66"(1676mm)	JDVW-4866-KD	S	□□□□	3916.52	3934.85	4011.84	4030.17
		72"(1829mm)	JDVW-4872-KD	S	□□□□	4063.28	4081.61	4158.60	4176.93

Height	Depth	Width	Number	① ②③④	Top - Wood A Trim		Top - Wood B Trim		
					A	B	A	B	
<b>End Panel - HPL A</b>									
29"(737mm)	36"(914mm)	60"(1524mm)	JDVW-3660-KD	L	□□□□	\$2921.37	\$2939.70	\$2993.80	\$3012.13
		66"(1676mm)	JDVW-3666-KD	L	□□□□	3046.05	3064.38	3118.48	3136.81
		72"(1829mm)	JDVW-3672-KD	L	□□□□	3170.73	3189.06	3243.16	3261.49
29"(737mm)	42"(1067mm)	60"(1524mm)	JDVW-4260-KD	L	□□□□	\$3075.39	\$3093.72	\$3147.82	\$3166.15
		66"(1676mm)	JDVW-4266-KD	L	□□□□	3200.07	3218.40	3272.50	3290.83
		72"(1829mm)	JDVW-4272-KD	L	□□□□	3324.75	3343.08	3397.18	3415.51
29"(737mm)	48"(1219mm)	60"(1524mm)	JDVW-4860-KD	L	□□□□	\$3229.41	\$3247.74	\$3301.84	\$3320.17
		66"(1676mm)	JDVW-4866-KD	L	□□□□	3354.09	3372.42	3426.52	3444.85
		72"(1829mm)	JDVW-4872-KD	L	□□□□	3478.77	3497.10	3551.20	3569.53
<b>End Panel - HPL B</b>									
29"(737mm)	36"(914mm)	60"(1524mm)	JDVW-3660-KD	L	□□□□	\$3088.24	\$3106.57	\$3160.67	\$3179.00
		66"(1676mm)	JDVW-3666-KD	L	□□□□	3235.00	3253.33	3307.43	3325.76
		72"(1829mm)	JDVW-3672-KD	L	□□□□	3381.76	3400.09	3454.19	3472.52
29"(737mm)	42"(1067mm)	60"(1524mm)	JDVW-4260-KD	L	□□□□	\$3269.56	\$3287.89	\$3341.99	\$3360.32
		66"(1676mm)	JDVW-4266-KD	L	□□□□	3416.32	3434.65	3488.75	3507.08
		72"(1829mm)	JDVW-4272-KD	L	□□□□	3563.08	3581.41	3635.51	3653.84
29"(737mm)	48"(1219mm)	60"(1524mm)	JDVW-4860-KD	L	□□□□	\$3450.88	\$3469.21	\$3523.31	\$3541.64
		66"(1676mm)	JDVW-4866-KD	L	□□□□	3597.64	3615.97	3670.07	3688.40
		72"(1829mm)	JDVW-4872-KD	L	□□□□	3744.40	3762.73	3816.83	3835.16

# ConvergenTs

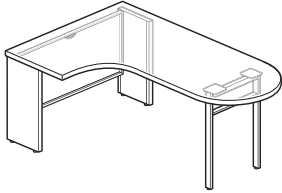
## Curved Wrap-Around D-Top

Height	Depth	Width	Number	① ② ③ ④	Top - Wood A Trim		Top - Wood B Trim	
					A	B	A	B
<b>End Panel - Wood A</b>								
29"(737mm)	36"(914mm)	60"(1524mm)	JDVW-3660-KD	W	\$ 3419.84	\$3438.17	\$3669.73	\$3688.06
		66"(1676mm)	JDVW-3666-KD	W	3544.52	3562.85	3794.41	3812.74
		72"(1829mm)	JDVW-3672-KD	W	3669.20	3687.53	3919.09	3937.42
29"(737mm)	42"(1067mm)	60"(1524mm)	JDVW-4260-KD	W	\$ 3573.86	\$3592.19	\$3823.75	\$3842.08
		66"(1676mm)	JDVW-4266-KD	W	3698.54	3716.87	3948.43	3966.76
		72"(1829mm)	JDVW-4272-KD	W	3823.22	3841.55	4073.11	4091.44
29"(737mm)	48"(1219mm)	60"(1524mm)	JDVW-4860-KD	W	\$ 3727.88	\$3746.21	\$3977.77	\$3996.10
		66"(1676mm)	JDVW-4866-KD	W	3852.56	3870.89	4102.45	4120.78
		72"(1829mm)	JDVW-4872-KD	W	3977.24	3995.57	4227.13	4245.46
<b>End Panel - Wood B</b>								
29"(737mm)	36"(914mm)	60"(1524mm)	JDVW-3660-KD	W	\$3586.71	\$3605.04	\$3836.60	\$3854.93
		66"(1676mm)	JDVW-3666-KD	W	3733.47	3751.80	3983.36	4001.69
		72"(1829mm)	JDVW-3672-KD	W	3880.23	3898.56	4130.12	4148.45
29"(737mm)	42"(1067mm)	60"(1524mm)	JDVW-4260-KD	W	\$3768.03	\$3786.36	\$4017.92	\$4036.25
		66"(1676mm)	JDVW-4266-KD	W	3914.79	3933.12	4164.68	4183.01
		72"(1829mm)	JDVW-4272-KD	W	4061.55	4079.88	4311.44	4329.77
29"(737mm)	48"(1219mm)	60"(1524mm)	JDVW-4860-KD	W	\$3949.35	\$3967.68	\$4199.24	\$4217.57
		66"(1676mm)	JDVW-4866-KD	W	4096.11	4114.44	4346.00	4364.33
		72"(1829mm)	JDVW-4872-KD	W	4242.87	4261.20	4492.76	4511.09

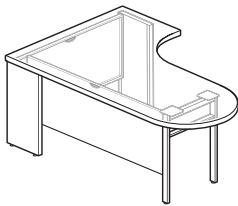
# Convergenents

## Curved Wrap-Around D-Top

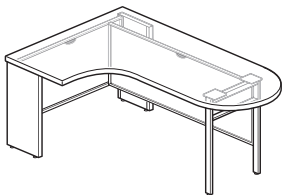
### Double Support Leg



JDVL-JBRSDS4N  
JDVL-JBRLDS4N  
JDVL-JBRWDS4N  
JDVW-KBRSDS4N  
JDVW-KBRLDS4N  
JDVW-KBRWDS4N  
(Right-Hand, No Guest Modesty Panel)



JDVL-JBLSDS4Y  
JDVL-JBLLDS4Y  
JDVL-JBLWDS4Y  
DVW-KBLSDS4Y  
JDVW-KBLLDS4Y  
JDVW-KBLWDS4Y  
(Left-Hand, with Guest Modesty Panel)



JDVL-JBRSDS4Y  
JDVL-JBRLDS4Y  
JDVL-JBRWDS4Y  
JDVW-KBRSDS4Y  
JDVW-KBRLDS4Y  
JDVW-KBRWDS4Y  
(Right-Hand, with Guest Modesty Panel)  
Class FM1

### Features

- Includes high-pressure laminate (HPL) or wood veneer top, steel, laminate or wood end panels, steel modesty panel, steel double support leg, and hardware for assembly and attachment to adjoining casegood.
- Available with or without guest modesty panel.
- Top has 3mm edgeband on the perimeter and 1mm edgeband on the back and straight end.
- Modesty panel is available with or without scallop wireway for cable management; scallop is centered at top of modesty panel.
- 36"(914mm)W units have a 24"(610mm)D D-end; 42"(1067mm) and 48"(1219mm)W units have a 30"(762mm)D D-end.
- Glides provide 1"(25mm) adjustment range.
- Field assembled.

### Specification Tips

- Not for use as a stand-alone casegood. Must be attached to a return or bridge.
- Optional guest modesty panel matches color, height, and cable management selections for end modesty panel.
- A separately specified Worksurface Reinforcement Channel provides worksurface reinforcement to minimize deflection. Recommended for heavily loaded worksurface applications.

### To Order, Specify:

1) Product number, including:

**1 Orientation:**

- L** Left-hand
- R** Right-hand

**2 Modesty Panel Height:**

- B** 1/3 Height
- D** 3/4 Height (add **\$97.15** list)
- F** Full Height (add **\$194.29** list)

**3 Modesty Panel Cable Management:**

- N** No Scallop
- S** Scallop

**4 Adjoining Surface Depth:**

- 3** 18"(457mm)
- 4** 24"(610mm) (add **\$106.32** list)
- 5** 30"(762mm) (add **\$212.64** list)

**5 Guest Modesty Panel:**

- N** No Guest Modesty Panel
- Y** Guest Modesty Panel (add **\$97.11** list) for 1/3 height guest modesty panel)  
(add **\$194.26** list) for 3/4 height guest modesty panel)  
(add **\$291.40** list) for full height guest modesty panel)

- 2) Laminate or wood color for top.
- 3) Edge trim color for top (HPL only).
- 4) End panel trim, laminate or wood finish.
- 5) End panel edge color (HPL only)
- 6) Modesty panel trim color.

# Convergenents

## Curved Wrap-Around D-Top

Height	Depth	Width	Number	① ② ③ ④ ⑤	Top - HPL A Trim		Top - HPL B Trim		
					A	B	A	B	
<b>End Panel - Steel - Trim A</b>									
29"(737mm)	36"(914mm)	60"(1524mm)	JDVL-3660-JB	S	█	\$2596.96	\$2624.41	\$2692.28	\$2719.73
		66"(1676mm)	JDVL-3666-JB	S	█	2703.28	2730.73	2798.60	2826.05
		72"(1829mm)	JDVL-3672-JB	S	█	2809.60	2837.05	2904.92	2932.37
29"(737mm)	42"(1067mm)	60"(1524mm)	JDVL-4260-JB	S	█	\$2750.97	\$2778.42	\$2846.29	\$2873.74
		66"(1676mm)	JDVL-4266-JB	S	█	2857.29	2884.74	2952.61	2980.06
		72"(1829mm)	JDVL-4272-JB	S	█	2963.61	2991.06	3058.93	3086.38
29"(737mm)	48"(1219mm)	60"(1524mm)	JDVL-4860-JB	S	█	\$2875.65	\$2903.10	\$2970.97	\$2998.42
		66"(1676mm)	JDVL-4866-JB	S	█	2981.97	3009.42	3077.29	3104.74
		72"(1829mm)	JDVL-4872-JB	S	█	3088.29	3115.74	3183.61	3211.06
<b>End Panel - Steel - Trim B</b>									
29"(737mm)	36"(914mm)	60"(1524mm)	JDVL-3660-JB	S	█	\$2701.84	\$2729.29	\$2797.16	\$2824.61
		66"(1676mm)	JDVL-3666-JB	S	█	2816.62	2844.07	2911.94	2939.39
		72"(1829mm)	JDVL-3672-JB	S	█	2931.40	2958.85	3026.72	3054.17
29"(737mm)	42"(1067mm)	60"(1524mm)	JDVL-4260-JB	S	█	\$2865.69	\$2893.14	\$2961.01	\$2988.46
		66"(1676mm)	JDVL-4266-JB	S	█	2980.47	3007.92	3075.79	3103.24
		72"(1829mm)	JDVL-4272-JB	S	█	3095.25	3122.70	3190.57	3218.02
29"(737mm)	48"(1219mm)	60"(1524mm)	JDVL-4860-JB	S	█	\$3000.21	\$3027.66	\$3095.53	\$3122.98
		66"(1676mm)	JDVL-4866-JB	S	█	3114.99	3142.44	3210.31	3237.76
		72"(1829mm)	JDVL-4872-JB	S	█	3229.77	3257.22	3325.09	3352.54

Height	Depth	Width	Number	① ② ③ ④ ⑤	Top - HPL A Trim		Top - HPL B Trim		
					A	B	A	B	
<b>End Panel - HPL A</b>									
29"(737mm)	36"(914mm)	60"(1524mm)	JDVL-3660-JB	L	█	\$2278.08	\$2305.53	\$2350.51	\$2377.96
		66"(1676mm)	JDVL-3666-JB	L	█	2384.40	2411.85	2456.83	2484.28
		72"(1829mm)	JDVL-3672-JB	L	█	2490.72	2518.17	2563.15	2590.60
29"(737mm)	42"(1067mm)	60"(1524mm)	JDVL-4260-JB	L	█	\$2432.09	\$2459.54	\$2504.52	\$2531.97
		66"(1676mm)	JDVL-4266-JB	L	█	2538.41	2565.86	2610.84	2638.29
		72"(1829mm)	JDVL-4272-JB	L	█	2644.73	2672.18	2717.16	2744.61
29"(737mm)	48"(1219mm)	60"(1524mm)	JDVL-4860-JB	L	█	\$2556.77	\$2584.22	\$2629.20	\$2656.65
		66"(1676mm)	JDVL-4866-JB	L	█	2663.09	2690.54	2735.52	2762.97
		72"(1829mm)	JDVL-4872-JB	L	█	2769.41	2796.86	2841.84	2869.29
<b>End Panel - HPL B</b>									
29"(737mm)	36"(914mm)	60"(1524mm)	JDVL-3660-JB	L	█	\$2382.96	\$2410.41	\$2455.39	\$2482.84
		66"(1676mm)	JDVL-3666-JB	L	█	2497.74	2525.19	2570.17	2597.62
		72"(1829mm)	JDVL-3672-JB	L	█	2612.52	2639.97	2684.95	2712.40
29"(737mm)	42"(1067mm)	60"(1524mm)	JDVL-4260-JB	L	█	\$2546.81	\$2574.26	\$2619.24	\$2646.69
		66"(1676mm)	JDVL-4266-JB	L	█	2661.59	2689.04	2734.02	2761.47
		72"(1829mm)	JDVL-4272-JB	L	█	2776.37	2803.82	2848.80	2876.25
29"(737mm)	48"(1219mm)	60"(1524mm)	JDVL-4860-JB	L	█	\$2681.33	\$2708.78	\$2753.76	\$2781.21
		66"(1676mm)	JDVL-4866-JB	L	█	2796.11	2823.56	2868.54	2895.99
		72"(1829mm)	JDVL-4872-JB	L	█	2910.89	2938.34	2983.32	3010.77

# Convergenents

## Curved Wrap-Around D-Top

Height	Depth	Width	Number	① ②③④⑤	Top - HPL A Trim		Top - HPL B Trim		
					A	B	A	B	
<b>End Panel - Wood A</b>									
29"(737mm)	36"(914mm)	60"(1524mm)	JDVL-3660-JB	W	█	\$ 2776.55	\$2804.00	\$3026.44	\$3053.89
		66"(1676mm)	JDVL-3666-JB	W	█	2882.87	2910.32	3132.76	3160.21
		72"(1829mm)	JDVL-3672-JB	W	█	2989.19	3016.64	3239.08	3266.53
29"(737mm)	42"(1067mm)	60"(1524mm)	JDVL-4260-JB	W	█	\$2930.56	\$2958.01	\$ 3180.45	\$ 3207.90
		66"(1676mm)	JDVL-4266-JB	W	█	3036.88	3064.33	3286.77	3314.22
		72"(1829mm)	JDVL-4272-JB	W	█	3143.20	3170.65	3393.09	3420.54
29"(737mm)	48"(1219mm)	60"(1524mm)	JDVL-4860-JB	W	█	\$3055.24	\$3082.69	\$3305.13	\$3332.58
		66"(1676mm)	JDVL-4866-JB	W	█	3161.56	3189.01	3411.45	3438.90
		72"(1829mm)	JDVL-4872-JB	W	█	3267.88	3295.33	3517.77	3545.22
<b>End Panel - Wood B</b>									
29"(737mm)	36"(914mm)	60"(1524mm)	JDVL-3660-JB	W	█	\$ 2881.43	\$2908.88	\$ 3131.32	\$ 3158.77
		66"(1676mm)	JDVL-3666-JB	W	█	2996.21	3023.66	3246.10	3273.55
		72"(1829mm)	JDVL-3672-JB	W	█	3110.99	3138.44	3360.88	3388.33
29"(737mm)	42"(1067mm)	60"(1524mm)	JDVL-4260-JB	W	█	\$3045.28	\$3072.73	\$3295.17	\$3322.62
		66"(1676mm)	JDVL-4266-JB	W	█	3160.06	3187.51	3409.95	3437.40
		72"(1829mm)	JDVL-4272-JB	W	█	3274.84	3302.29	3524.73	3552.18
29"(737mm)	48"(1219mm)	60"(1524mm)	JDVL-4860-JB	W	█	\$ 3179.80	\$ 3207.25	\$3429.69	\$3457.14
		66"(1676mm)	JDVL-4866-JB	W	█	3294.58	3322.03	3544.47	3571.92
		72"(1829mm)	JDVL-4872-JB	W	█	3409.36	3436.81	3659.25	3686.70

Height	Depth	Width	Number	① ②③④⑤	Top - Wood A Trim		Top - Wood B Trim		
					A	B	A	B	
<b>End Panel - Steel A</b>									
29"(737mm)	36"(914mm)	60"(1524mm)	JDVW-3660-KB	S	█	\$3322.75	\$3350.20	\$ 3418.07	\$3445.52
		66"(1676mm)	JDVW-3666-KB	S	█	3447.43	3474.88	3542.75	3570.20
		72"(1829mm)	JDVW-3672-KB	S	█	3572.11	3599.56	3667.43	3694.88
29"(737mm)	42"(1067mm)	60"(1524mm)	JDVW-4260-KB	S	█	\$3506.10	\$3533.55	\$ 3601.42	\$ 3628.87
		66"(1676mm)	JDVW-4266-KB	S	█	3630.78	3658.23	3726.10	3753.55
		72"(1829mm)	JDVW-4272-KB	S	█	3755.46	3782.91	3850.78	3878.23
29"(737mm)	48"(1219mm)	60"(1524mm)	JDVW-4860-KB	S	█	\$3660.12	\$ 3687.57	\$ 3755.44	\$ 3782.89
		66"(1676mm)	JDVW-4866-KB	S	█	3784.80	3812.25	3880.12	3907.57
		72"(1829mm)	JDVW-4872-KB	S	█	3909.48	3936.93	4004.80	4032.25
<b>End Panel - Steel B</b>									
29"(737mm)	36"(914mm)	60"(1524mm)	JDVW-3660-KB	S	█	\$3489.62	\$ 3517.07	\$3584.94	\$ 3612.39
		66"(1676mm)	JDVW-3666-KB	S	█	3636.38	3663.83	3731.70	3759.15
		72"(1829mm)	JDVW-3672-KB	S	█	3783.14	3810.59	3878.46	3905.91
29"(737mm)	42"(1067mm)	60"(1524mm)	JDVW-4260-KB	S	█	\$3700.27	\$ 3727.72	\$ 3795.59	\$ 3823.04
		66"(1676mm)	JDVW-4266-KB	S	█	3847.03	3874.48	3942.35	3969.80
		72"(1829mm)	JDVW-4272-KB	S	█	3993.79	4021.24	4089.11	4116.56
29"(737mm)	48"(1219mm)	60"(1524mm)	JDVW-4860-KB	S	█	\$ 3881.59	\$3909.04	\$ 3976.91	\$4004.36
		66"(1676mm)	JDVW-4866-KB	S	█	4028.35	4055.80	4123.67	4151.12
		72"(1829mm)	JDVW-4872-KB	S	█	4175.11	4202.56	4270.43	4297.88

# Convergenents

## Curved Wrap-Around D-Top

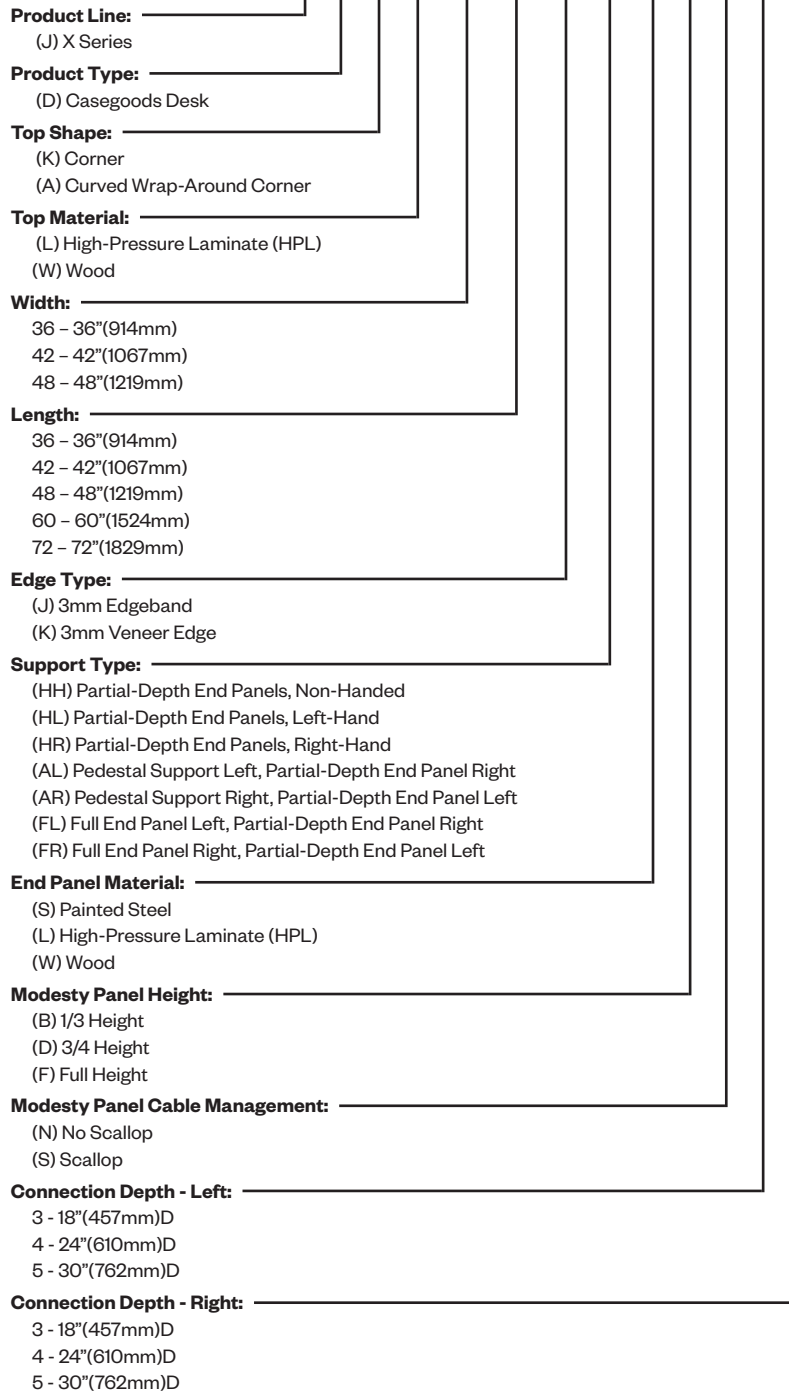
Height	Depth	Width	Number	① ② ③ ④ ⑤	Top - Wood A Trim		Top - Wood B Trim	
					A	B	A	B
<b>End Panel - HPL A</b>								
29"(737mm)	36"(914mm)	60"(1524mm)	JDVW-3660-KB	L	\$3003.87	\$ 3031.32	\$ 3076.30	\$ 3103.75
		66"(1676mm)	JDVW-3666-KB	L	3128.55	3156.00	3200.98	3228.43
		72"(1829mm)	JDVW-3672-KB	L	3253.23	3280.68	3325.66	3353.11
29"(737mm)	42"(1067mm)	60"(1524mm)	JDVW-4260-KB	L	\$ 3187.22	\$ 3214.67	\$ 3259.65	\$ 3287.10
		66"(1676mm)	JDVW-4266-KB	L	3311.90	3339.35	3384.33	3411.78
		72"(1829mm)	JDVW-4272-KB	L	3436.58	3464.03	3509.01	3536.46
29"(737mm)	48"(1219mm)	60"(1524mm)	JDVW-4860-KB	L	\$ 3341.24	\$3368.69	\$ 3413.67	\$ 3441.12
		66"(1676mm)	JDVW-4866-KB	L	3465.92	3493.37	3538.35	3565.80
		72"(1829mm)	JDVW-4872-KB	L	3590.60	3618.05	3663.03	3690.48
<b>End Panel - HPL B</b>								
29"(737mm)	36"(914mm)	60"(1524mm)	JDVW-3660-KB	L	\$ 3170.74	\$ 3198.19	\$ 3243.17	\$ 3270.62
		66"(1676mm)	JDVW-3666-KB	L	3317.50	3344.95	3389.93	3417.38
		72"(1829mm)	JDVW-3672-KB	L	3464.26	3491.71	3536.69	3564.14
29"(737mm)	42"(1067mm)	60"(1524mm)	JDVW-4260-KB	L	\$ 3381.39	\$3408.84	\$3453.82	\$ 3481.27
		66"(1676mm)	JDVW-4266-KB	L	3528.15	3555.60	3600.58	3628.03
		72"(1829mm)	JDVW-4272-KB	L	3674.91	3702.36	3747.34	3774.79
29"(737mm)	48"(1219mm)	60"(1524mm)	JDVW-4860-KB	L	\$3562.71	\$3590.16	\$3635.14	\$3662.59
		66"(1676mm)	JDVW-4866-KB	L	3709.47	3736.92	3781.90	3809.35
		72"(1829mm)	JDVW-4872-KB	L	3856.23	3883.68	3928.66	3956.11

Height	Depth	Width	Number	① ② ③ ④ ⑤	Top - Wood A Trim		Top - Wood B Trim	
					A	B	A	B
<b>End Panel - Wood A</b>								
29"(737mm)	36"(914mm)	60"(1524mm)	JDVW-3660-KB	W	\$3502.34	\$3529.79	\$ 3752.23	\$ 3779.68
		66"(1676mm)	JDVW-3666-KB	W	3627.02	3654.47	3876.91	3904.36
		72"(1829mm)	JDVW-3672-KB	W	3751.70	3779.15	4001.59	4029.04
29"(737mm)	42"(1067mm)	60"(1524mm)	JDVW-4260-KB	W	\$3685.69	\$ 3713.14	\$3935.58	\$3963.03
		66"(1676mm)	JDVW-4266-KB	W	3810.37	3837.82	4060.26	4087.71
		72"(1829mm)	JDVW-4272-KB	W	3935.05	3962.50	4184.94	4212.39
29"(737mm)	48"(1219mm)	60"(1524mm)	JDVW-4860-KB	W	\$3839.71	\$ 3867.16	\$4089.60	\$ 4117.05
		66"(1676mm)	JDVW-4866-KB	W	3964.39	3991.84	4214.28	4241.73
		72"(1829mm)	JDVW-4872-KB	W	4089.07	4116.52	4338.96	4366.41
<b>End Panel - Wood B</b>								
29"(737mm)	36"(914mm)	60"(1524mm)	JDVW-3660-KB	W	\$3669.21	\$3696.66	\$ 3919.10	\$3946.55
		66"(1676mm)	JDVW-3666-KB	W	3815.97	3843.42	4065.86	4093.31
		72"(1829mm)	JDVW-3672-KB	W	3962.73	3990.18	4212.62	4240.07
29"(737mm)	42"(1067mm)	60"(1524mm)	JDVW-4260-KB	W	\$ 3879.86	\$3907.31	\$ 4129.75	\$ 4157.20
		66"(1676mm)	JDVW-4266-KB	W	4026.62	4054.07	4276.51	4303.96
		72"(1829mm)	JDVW-4272-KB	W	4173.38	4200.83	4423.27	4450.72
29"(737mm)	48"(1219mm)	60"(1524mm)	JDVW-4860-KB	W	\$ 4061.18	\$4088.63	\$ 4311.07	\$4338.52
		66"(1676mm)	JDVW-4866-KB	W	4207.94	4235.39	4457.83	4485.28
		72"(1829mm)	JDVW-4872-KB	W	4354.70	4382.15	4604.59	4632.04

# Corners, Extended Corners, Transitional Corners

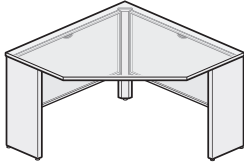
## Catalog Logic

J D A L - 36 36 - J HL L B S 4 4



# Corners

## Corner



JDKL-JHHSDS44  
 JDKL-JHHLDS44  
 JDKL-JHHWDS44  
 JDKW-KHHS44  
 JDKW-KHHLDS44  
 JDKW-KHHD44  
 Class FMI

### Features

- Includes high-pressure laminate (HPL) or wood veneer top, steel, laminate or wood end panels, steel modesty panels, and hardware for assembly and attachment to adjoining casegood.
- Top has 3mm edgeband on user edge and 1mm edgeband on sides and back.
- Modesty panels are available with or without scallop wireway for cable management; scallop is centered at top of modesty panel.
- Glides provide 1.5" (38mm) adjustment range.
- Field assembled.

### Specification Tips

- Not for use as a stand-alone casegood. Half end panels must be attached to a return or bridge.
- Modesty panel height, cable management, and color selections apply to both modesty panels.

### To Order, Specify:

1) Product number, including:

**1 Modesty Panel Height:**

- B** 1/3 Height
- D** 3/4 Height (add **\$96.67** list)
- F** Full Height (add **\$193.33** list)

**2 Modesty Panel Cable Management:**

- N** No Scallop
- S** Scallop

- 2) Laminate or wood color for top.
- 3) Edge trim color for top (HPL only).
- 4) End panel trim, laminate or wood finish.
- 5) End panel edge color (HPL only)
- 6) Modesty panel trim color.

Width	Length	Number	①②	Top - HPL A Trim		Top - HPL B Trim	
				A	B	A	B
<b>End Panel - Steel - Trim A</b>							
<b>29"(737mm)H, 18"/18"(457mm)D</b>							
36"(914mm)	36"(914mm)	JDKL-3636-JHHS	33	\$ 1760.02	\$ 1847.57	\$ 1858.48	\$ 1946.03
42"(1067mm)	42"(1067mm)	JDKL-4242-JHHS	33	2022.64	2124.71	2121.10	2223.17
48"(1219mm)	48"(1219mm)	JDKL-4848-JHHS	33	2285.26	2401.85	2383.72	2500.31
<b>29"(737mm)H, 24"/24"(610mm)D</b>							
36"(914mm)	36"(914mm)	JDKL-3636-JHHS	44	\$ 1807.48	\$ 1895.03	\$ 1905.94	\$ 1993.49
42"(1067mm)	42"(1067mm)	JDKL-4242-JHHS	44	2070.10	2172.17	2168.56	2270.63
48"(1219mm)	48"(1219mm)	JDKL-4848-JHHS	44	2332.72	2449.31	2431.18	2547.77
<b>29"(737mm)H, 30"/30"(762mm)D</b>							
42"(1067mm)	42"(1067mm)	JDKL-4242-JHHS	55	\$ 2117.56	\$ 2219.63	\$ 2216.02	\$ 2318.09
48"(1219mm)	48"(1219mm)	JDKL-4848-JHHS	55	2380.18	2496.77	2478.64	2595.23
<b>End Panel - Steel - Trim B</b>							
<b>29"(737mm)H, 18"/18"(457mm)D</b>							
36"(914mm)	36"(914mm)	JDKL-3636-JHHS	33	\$ 1804.22	\$ 1891.77	\$ 1902.68	\$ 1990.23
42"(1067mm)	42"(1067mm)	JDKL-4242-JHHS	33	2087.90	2189.97	2186.36	2288.43
48"(1219mm)	48"(1219mm)	JDKL-4848-JHHS	33	2371.58	2488.17	2470.04	2586.63
<b>29"(737mm)H, 24"/24"(610mm)D</b>							
36"(914mm)	36"(914mm)	JDKL-3636-JHHS	44	\$ 1855.52	\$ 1943.07	\$ 1953.98	\$ 2041.53
42"(1067mm)	42"(1067mm)	JDKL-4242-JHHS	44	2139.20	2241.27	2237.66	2339.73
48"(1219mm)	48"(1219mm)	JDKL-4848-JHHS	44	2422.88	2539.47	2521.34	2637.93
<b>29"(737mm)H, 30"/30"(762mm)D</b>							
42"(1067mm)	42"(1067mm)	JDKL-4242-JHHS	55	\$ 2190.50	\$ 2292.57	\$ 2288.96	\$ 2391.03
48"(1219mm)	48"(1219mm)	JDKL-4848-JHHS	55	2474.18	2590.77	2572.64	2689.23

# Corners

## Corner

Width	Length	Number	①②	Top - HPL A Trim		Top - HPL B Trim	
				A	B	A	B
<b>End Panel - HPL A</b>							
<b>29"(737mm)H, 18"/18"(457mm)D</b>							
36"(914mm)	36"(914mm)	JDKL-3636-JHHL	33	\$ 1442.66	\$ 1530.21	\$ 1514.74	\$ 1602.29
42"(1067mm)	42"(1067mm)	JDKL-4242-JHHL	33	1705.28	1807.35	1777.36	1879.43
48"(1219mm)	48"(1219mm)	JDKL-4848-JHHL	33	1967.90	2084.49	2039.98	2156.57
<b>29"(737mm)H, 24"/24"(610mm)D</b>							
36"(914mm)	36"(914mm)	JDKL-3636-JHHL	44	\$ 1490.12	\$ 1577.67	\$ 1562.20	\$ 1649.75
42"(1067mm)	42"(1067mm)	JDKL-4242-JHHL	44	1752.74	1854.81	1824.82	1926.89
48"(1219mm)	48"(1219mm)	JDKL-4848-JHHL	44	2015.36	2131.95	2087.44	2204.03
<b>29"(737mm)H, 30"/30"(762mm)D</b>							
42"(1067mm)	42"(1067mm)	JDKL-4242-JHHL	55	\$ 1800.20	\$ 1902.27	\$ 1872.28	\$ 1974.35
48"(1219mm)	48"(1219mm)	JDKL-4848-JHHL	55	2062.82	2179.41	2134.90	2251.49

<b>End Panel - HPL B</b>							
<b>29"(737mm)H, 18"/18"(457mm)D</b>							
36"(914mm)	36"(914mm)	JDKL-3636-JHHL	33	\$ 1486.86	\$ 1574.41	\$ 1558.94	\$ 1646.49
42"(1067mm)	42"(1067mm)	JDKL-4242-JHHL	33	1770.54	1872.61	1842.62	1944.69
48"(1219mm)	48"(1219mm)	JDKL-4848-JHHL	33	2054.22	2170.81	2126.30	2242.89
<b>29"(737mm)H, 24"/24"(610mm)D</b>							
36"(914mm)	36"(914mm)	JDKL-3636-JHHL	44	\$ 1538.16	\$ 1625.71	\$ 1610.24	\$ 1697.79
42"(1067mm)	42"(1067mm)	JDKL-4242-JHHL	44	1821.84	1923.91	1893.92	1995.99
48"(1219mm)	48"(1219mm)	JDKL-4848-JHHL	44	2105.52	2222.11	2177.60	2294.19
<b>29"(737mm)H, 30"/30"(762mm)D</b>							
42"(1067mm)	42"(1067mm)	JDKL-4242-JHHL	55	\$ 1873.14	\$ 1975.21	\$ 1945.22	\$ 2047.29
48"(1219mm)	48"(1219mm)	JDKL-4848-JHHL	55	2156.82	2273.41	2228.90	2345.49

Width	Length	Number	①②	Top - HPL A Trim		Top - HPL B Trim	
				A	B	A	B
<b>End Panel - Wood A</b>							
<b>29"(737mm)H, 18"/18"(457mm)D</b>							
36"(914mm)	36"(914mm)	JDKL-3636-JHHW	33	\$ 1938.72	\$2026.27	\$ 2187.46	\$ 2275.01
42"(1067mm)	42"(1067mm)	JDKL-4242-JHHW	33	2201.34	2303.41	2450.08	2552.15
48"(1219mm)	48"(1219mm)	JDKL-4848-JHHW	33	2463.96	2580.55	2712.70	2829.29
<b>29"(737mm)H, 24"/24"(610mm)D</b>							
36"(914mm)	36"(914mm)	JDKL-3636-JHHW	44	\$ 1986.18	\$2073.73	\$2234.92	\$2322.47
42"(1067mm)	42"(1067mm)	JDKL-4242-JHHW	44	2248.80	2350.87	2497.54	2599.61
48"(1219mm)	48"(1219mm)	JDKL-4848-JHHW	44	2511.42	2628.01	2760.16	2876.75
<b>29"(737mm)H, 30"/30"(762mm)D</b>							
42"(1067mm)	42"(1067mm)	JDKL-4242-JHHW	55	\$2296.26	\$2398.33	\$2545.00	\$ 2647.07
48"(1219mm)	48"(1219mm)	JDKL-4848-JHHW	55	2558.88	2675.47	2807.62	2924.21

<b>End Panel - Wood B</b>							
<b>29"(737mm)H, 18"/18"(457mm)D</b>							
36"(914mm)	36"(914mm)	JDKL-3636-JHHW	33	\$ 1982.92	\$2070.47	\$ 2231.66	\$ 2319.21
42"(1067mm)	42"(1067mm)	JDKL-4242-JHHW	33	2266.60	2368.67	2515.34	2617.41
48"(1219mm)	48"(1219mm)	JDKL-4848-JHHW	33	2550.28	2666.87	2799.02	2915.61
<b>29"(737mm)H, 24"/24"(610mm)D</b>							
36"(914mm)	36"(914mm)	JDKL-3636-JHHW	44	\$2034.22	\$ 2121.77	\$2282.96	\$2370.51
42"(1067mm)	42"(1067mm)	JDKL-4242-JHHW	44	2317.90	2419.97	2566.64	2668.71
48"(1219mm)	48"(1219mm)	JDKL-4848-JHHW	44	2601.58	2718.17	2850.32	2966.91
<b>29"(737mm)H, 30"/30"(762mm)D</b>							
42"(1067mm)	42"(1067mm)	JDKL-4242-JHHW	55	\$2369.20	\$ 2471.27	\$ 2617.94	\$2720.01
48"(1219mm)	48"(1219mm)	JDKL-4848-JHHW	55	2652.88	2769.47	2901.62	3018.21

# Corners

## Corner

Width	Length	Number	①②	Top - Wood A Trim		Top - Wood B Trim	
				A	B	A	B
<b>End Panel - Steel A</b>							
<b>29"(737mm)H, 18"/18"(457mm)D</b>							
36"(914mm)	36"(914mm)	JDKW-3636-KHHS	33	\$ 2225.14	\$ 2312.69	\$ 2323.60	\$ 2411.15
42"(1067mm)	42"(1067mm)	JDKW-4242-KHHS	33	2487.76	2589.83	2586.22	2688.29
48"(1219mm)	48"(1219mm)	JDKW-4848-KHHS	33	2750.38	2866.97	2848.84	2965.43
<b>29"(737mm)H, 24"/24"(610mm)D</b>							
36"(914mm)	36"(914mm)	JDKW-3636-KHHS	44	\$2320.06	\$ 2407.61	\$ 2418.52	\$2506.07
42"(1067mm)	42"(1067mm)	JDKW-4242-KHHS	44	2582.68	2684.75	2681.14	2783.21
48"(1219mm)	48"(1219mm)	JDKW-4848-KHHS	44	2845.30	2961.89	2943.76	3060.35
<b>29"(737mm)H, 30"/30"(762mm)D</b>							
42"(1067mm)	42"(1067mm)	JDKW-4242-KHHS	55	\$ 2677.60	\$ 2779.67	\$ 2776.06	\$ 2878.13
48"(1219mm)	48"(1219mm)	JDKW-4848-KHHS	55	2940.22	3056.81	3038.68	3155.27

<b>End Panel - Steel B</b>							
<b>29"(737mm)H, 18"/18"(457mm)D</b>							
36"(914mm)	36"(914mm)	JDKW-3636-KHHS	33	\$ 2307.89	\$ 2395.44	\$2406.35	\$ 2493.90
42"(1067mm)	42"(1067mm)	JDKW-4242-KHHS	33	2617.13	2719.20	2715.59	2817.66
48"(1219mm)	48"(1219mm)	JDKW-4848-KHHS	33	2926.37	3042.96	3024.83	3141.42
<b>29"(737mm)H, 24"/24"(610mm)D</b>							
36"(914mm)	36"(914mm)	JDKW-3636-KHHS	44	\$ 2411.09	\$2498.64	\$2509.55	\$ 2597.10
42"(1067mm)	42"(1067mm)	JDKW-4242-KHHS	44	2720.33	2822.40	2818.79	2920.86
48"(1219mm)	48"(1219mm)	JDKW-4848-KHHS	44	3029.57	3146.16	3128.03	3244.62
<b>29"(737mm)H, 30"/30"(762mm)D</b>							
42"(1067mm)	42"(1067mm)	JDKW-4242-KHHS	55	\$2823.53	\$2925.60	\$ 2921.99	\$3024.06
48"(1219mm)	48"(1219mm)	JDKW-4848-KHHS	55	3132.77	3249.36	3231.23	3347.82

Width	Length	Number	①②	Top - Wood A Trim		Top - Wood B Trim	
				A	B	A	B
<b>End Panel - HPL A</b>							
<b>29"(737mm)H, 18"/18"(457mm)D</b>							
36"(914mm)	36"(914mm)	JDKW-3636-KHHL	33	\$ 1907.78	\$ 1995.33	\$ 1979.86	\$ 2067.41
42"(1067mm)	42"(1067mm)	JDKW-4242-KHHL	33	2170.40	2272.47	2242.48	2344.55
48"(1219mm)	48"(1219mm)	JDKW-4848-KHHL	33	2433.02	2549.61	2505.10	2621.69
<b>29"(737mm)H, 24"/24"(610mm)D</b>							
36"(914mm)	36"(914mm)	JDKW-3636-KHHL	44	\$2002.70	\$2090.25	\$ 2074.78	\$ 2162.33
42"(1067mm)	42"(1067mm)	JDKW-4242-KHHL	44	2265.32	2367.39	2337.40	2439.47
48"(1219mm)	48"(1219mm)	JDKW-4848-KHHL	44	2527.94	2644.53	2600.02	2716.61
<b>29"(737mm)H, 30"/30"(762mm)D</b>							
42"(1067mm)	42"(1067mm)	JDKW-4242-KHHL	55	\$2360.24	\$2462.31	\$ 2432.32	\$ 2534.39
48"(1219mm)	48"(1219mm)	JDKW-4848-KHHL	55	2622.86	2739.45	2694.94	2811.53

<b>End Panel - HPL B</b>							
<b>29"(737mm)H, 18"/18"(457mm)D</b>							
36"(914mm)	36"(914mm)	JDKW-3636-KHHL	33	\$ 1990.53	\$ 2078.08	\$2062.61	\$ 2150.16
42"(1067mm)	42"(1067mm)	JDKW-4242-KHHL	33	2299.77	2401.84	2371.85	2473.92
48"(1219mm)	48"(1219mm)	JDKW-4848-KHHL	33	2609.01	2725.60	2681.09	2797.68
<b>29"(737mm)H, 24"/24"(610mm)D</b>							
36"(914mm)	36"(914mm)	JDKW-3636-KHHL	44	\$2093.73	\$ 2181.28	\$ 2165.81	\$ 2253.36
42"(1067mm)	42"(1067mm)	JDKW-4242-KHHL	44	2402.97	2505.04	2475.05	2577.12
48"(1219mm)	48"(1219mm)	JDKW-4848-KHHL	44	2712.21	2828.80	2784.29	2900.88
<b>29"(737mm)H, 30"/30"(762mm)D</b>							
42"(1067mm)	42"(1067mm)	JDKW-4242-KHHL	55	\$2506.17	\$2608.24	\$ 2578.25	\$2680.32
48"(1219mm)	48"(1219mm)	JDKW-4848-KHHL	55	2815.41	2932.00	2887.49	3004.08

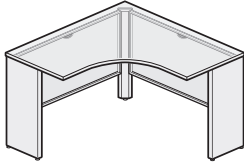
# Corners

## Corner

Width	Length	Number	①②	Top - Wood A Trim		Top - Wood B Trim	
				A	B	A	B
<b>End Panel - Wood A</b>							
<b>29"(737mm)H, 18"/18"(457mm)D</b>							
36"(914mm)	36"(914mm)	JDKW-3636-KHHW	33	\$2403.84	\$ 2491.39	\$2652.58	\$2740.13
42"(1067mm)	42"(1067mm)	JDKW-4242-KHHW	33	2666.46	2768.53	2915.20	3017.27
48"(1219mm)	48"(1219mm)	JDKW-4848-KHHW	33	2929.08	3045.67	3177.82	3294.41
<b>29"(737mm)H, 24"/24"(610mm)D</b>							
36"(914mm)	36"(914mm)	JDKW-3636-KHHW	44	\$2498.76	\$2586.31	\$ 2747.50	\$2835.05
42"(1067mm)	42"(1067mm)	JDKW-4242-KHHW	44	2761.38	2863.45	3010.12	3112.19
48"(1219mm)	48"(1219mm)	JDKW-4848-KHHW	44	3024.00	3140.59	3272.74	3389.33
<b>29"(737mm)H, 30"/30"(762mm)D</b>							
42"(1067mm)	42"(1067mm)	JDKW-4242-KHHW	55	\$2856.30	\$2958.37	\$ 3105.04	\$ 3207.11
48"(1219mm)	48"(1219mm)	JDKW-4848-KHHW	55	3118.92	3235.51	3367.66	3484.25
<b>End Panel - Wood B</b>							
<b>29"(737mm)H, 18"/18"(457mm)D</b>							
36"(914mm)	36"(914mm)	JDKW-3636-KHHW	33	\$2486.59	\$ 2574.14	\$ 2735.33	\$2822.88
42"(1067mm)	42"(1067mm)	JDKW-4242-KHHW	33	2795.83	2897.90	3044.57	3146.64
48"(1219mm)	48"(1219mm)	JDKW-4848-KHHW	33	3105.07	3221.66	3353.81	3470.40
<b>29"(737mm)H, 24"/24"(610mm)D</b>							
36"(914mm)	36"(914mm)	JDKW-3636-KHHW	44	\$2589.79	\$ 2677.34	\$2838.53	\$2926.08
42"(1067mm)	42"(1067mm)	JDKW-4242-KHHW	44	2899.03	3001.10	3147.77	3249.84
48"(1219mm)	48"(1219mm)	JDKW-4848-KHHW	44	3208.27	3324.86	3457.01	3573.60
<b>29"(737mm)H, 30"/30"(762mm)D</b>							
42"(1067mm)	42"(1067mm)	JDKW-4242-KHHW	55	\$3002.23	\$ 3104.30	\$3250.97	\$3353.04
48"(1219mm)	48"(1219mm)	JDKW-4848-KHHW	55	3311.47	3428.06	3560.21	3676.80

# Corners

## Curved Wrap-Around Corner



JDAL-JHHSDS44  
 JDAL-JHHLDS44  
 JDAL-JHHWDS44  
 JDAW-KHHSDS44  
 JDAW-KHHLDS44  
 JDAW-KHHWDS44  
 Class FMI

### Features

- Includes high-pressure laminate (HPL) or wood top, steel, laminate or wood end panels, steel modesty panels, and hardware for assembly and attachment to adjoining casegood.
- Top has 3mm edgeband on user edge and 1mm edgeband on sides and back.
- Modesty panels are available with or without scallop wireway for cable management; scallop is centered at top of modesty panel.
- Glides provide 1.5" (38mm) adjustment range.
- Field assembled.

### Specification Tips

- Not for use as a stand-alone casegood. Half end panels must be attached to a return or bridge.
- Modesty panel height, cable management, and color selections apply to both modesty panels.

### To Order, Specify:

1) Product number, including:

#### 1 Modesty Panel Height:

- B** 1/3 Height
- D** 3/4 Height (add **\$96.67** list)
- F** Full Height (add **\$193.33** list)

#### 2 Modesty Panel Cable Management:

- N** No Scallop
- S** Scallop

- 2) Laminate or wood color for top.
- 3) Edge trim color for top (HPL only)
- 4) End panel trim, laminate or wood finish.
- 5) End panel edge color (HPL only)
- 6) Modesty panel trim color.

Width	Length	Number	①②	Top - HPL A Trim		Top - HPL B Trim	
				A	B	A	B
<b>End Panel - Steel - Trim A</b>							
<b>29"(737mm)H, 18"/18"(457mm)D</b>							
36"(914mm)	36"(914mm)	JDAL-3636-JHHS	33	\$ 1838.44	\$ 1925.99	\$ 1936.90	\$2024.45
42"(1067mm)	42"(1067mm)	JDAL-4242-JHHS	33	2101.06	2203.13	2199.52	2301.59
48"(1219mm)	48"(1219mm)	JDAL-4848-JHHS	33	2363.68	2480.27	2462.14	2578.73
<b>29"(737mm)H, 24"/24"(610mm)D</b>							
36"(914mm)	36"(914mm)	JDAL-3636-JHHS	44	\$ 1885.90	\$ 1973.45	\$ 1984.36	\$ 2071.91
42"(1067mm)	42"(1067mm)	JDAL-4242-JHHS	44	2148.52	2250.59	2246.98	2349.05
48"(1219mm)	48"(1219mm)	JDAL-4848-JHHS	44	2411.14	2527.73	2509.60	2626.19
<b>29"(737mm)H, 30"/30"(762mm)D</b>							
42"(1067mm)	42"(1067mm)	JDAL-4242-JHHS	55	\$ 2195.98	\$2298.05	\$2294.44	\$2396.51
48"(1219mm)	48"(1219mm)	JDAL-4848-JHHS	55	2458.60	2575.19	2557.06	2673.65
<b>End Panel - Steel - Trim B</b>							
<b>29"(737mm)H, 18"/18"(457mm)D</b>							
36"(914mm)	36"(914mm)	JDAL-3636-JHHS	33	\$ 1882.64	\$ 1970.19	\$ 1981.10	\$2068.65
42"(1067mm)	42"(1067mm)	JDAL-4242-JHHS	33	2166.32	2268.39	2264.78	2366.85
48"(1219mm)	48"(1219mm)	JDAL-4848-JHHS	33	2450.00	2566.59	2548.46	2665.05
<b>29"(737mm)H, 24"/24"(610mm)D</b>							
36"(914mm)	36"(914mm)	JDAL-3636-JHHS	44	\$ 1933.94	\$ 2021.49	\$2032.40	\$ 2119.95
42"(1067mm)	42"(1067mm)	JDAL-4242-JHHS	44	2217.62	2319.69	2316.08	2418.15
48"(1219mm)	48"(1219mm)	JDAL-4848-JHHS	44	2501.30	2617.89	2599.76	2716.35
<b>29"(737mm)H, 30"/30"(762mm)D</b>							
42"(1067mm)	42"(1067mm)	JDAL-4242-JHHS	55	\$2268.92	\$2370.99	\$ 2367.38	\$2469.45
48"(1219mm)	48"(1219mm)	JDAL-4848-JHHS	55	2552.60	2669.19	2651.06	2767.65

# Corners

## Curved Wrap-Around Corner

Width	Length	Number	①②	Top - HPL A Trim		Top - HPL B Trim	
				A	B	A	B
<b>End Panel - HPL A</b>							
<b>29"(737mm)H, 18"/18"(457mm)D</b>							
36"(914mm)	36"(914mm)	JDAL-3636-JHHL	33	\$ 1521.08	\$ 1608.63	\$ 1593.16	\$ 1680.71
42"(1067mm)	42"(1067mm)	JDAL-4242-JHHL	33	1783.70	1885.77	1855.78	1957.85
48"(1219mm)	48"(1219mm)	JDAL-4848-JHHL	33	2046.32	2162.91	2118.40	2234.99
<b>29"(737mm)H, 24"/24"(610mm)D</b>							
36"(914mm)	36"(914mm)	JDAL-3636-JHHL	44	\$ 1568.54	\$ 1656.09	\$ 1640.62	\$ 1728.17
42"(1067mm)	42"(1067mm)	JDAL-4242-JHHL	44	1831.16	1933.23	1903.24	2005.31
48"(1219mm)	48"(1219mm)	JDAL-4848-JHHL	44	2093.78	2210.37	2165.86	2282.45
<b>29"(737mm)H, 30"/30"(762mm)D</b>							
42"(1067mm)	42"(1067mm)	JDAL-4242-JHHL	55	\$ 1878.62	\$ 1980.69	\$ 1950.70	\$ 2052.77
48"(1219mm)	48"(1219mm)	JDAL-4848-JHHL	55	2141.24	2257.83	2213.32	2329.91

<b>End Panel - HPL B</b>							
<b>29"(737mm)H, 18"/18"(457mm)D</b>							
36"(914mm)	36"(914mm)	JDAL-3636-JHHL	33	\$ 1565.28	\$ 1652.83	\$ 1637.36	\$ 1724.91
42"(1067mm)	42"(1067mm)	JDAL-4242-JHHL	33	1848.96	1951.03	1921.04	2023.11
48"(1219mm)	48"(1219mm)	JDAL-4848-JHHL	33	2132.64	2249.23	2204.72	2321.31
<b>29"(737mm)H, 24"/24"(610mm)D</b>							
36"(914mm)	36"(914mm)	JDAL-3636-JHHL	44	\$ 1616.58	\$ 1704.13	\$ 1688.66	\$ 1776.21
42"(1067mm)	42"(1067mm)	JDAL-4242-JHHL	44	1900.26	2002.33	1972.34	2074.41
48"(1219mm)	48"(1219mm)	JDAL-4848-JHHL	44	2183.94	2300.53	2256.02	2372.61
<b>29"(737mm)H, 30"/30"(762mm)D</b>							
42"(1067mm)	42"(1067mm)	JDAL-4242-JHHL	55	\$ 1951.56	\$ 2053.63	\$ 2023.64	\$ 2125.71
48"(1219mm)	48"(1219mm)	JDAL-4848-JHHL	55	2235.24	2351.83	2307.32	2423.91

Width	Length	Number	①②	Top - HPL A Trim		Top - HPL B Trim	
				A	B	A	B
<b>End Panel - Wood A</b>							
<b>29"(737mm)H, 18"/18"(457mm)D</b>							
36"(914mm)	36"(914mm)	JDAL-3636-JHHW	33	\$ 2017.14	\$ 2104.69	\$ 2265.88	\$ 2353.43
42"(1067mm)	42"(1067mm)	JDAL-4242-JHHW	33	2279.76	2381.83	2528.50	2630.57
48"(1219mm)	48"(1219mm)	JDAL-4848-JHHW	33	2542.38	2658.97	2791.12	2907.71
<b>29"(737mm)H, 24"/24"(610mm)D</b>							
36"(914mm)	36"(914mm)	JDAL-3636-JHHW	44	\$ 2064.60	\$ 2152.15	\$ 2313.34	\$ 2400.89
42"(1067mm)	42"(1067mm)	JDAL-4242-JHHW	44	2327.22	2429.29	2575.96	2678.03
48"(1219mm)	48"(1219mm)	JDAL-4848-JHHW	44	2589.84	2706.43	2838.58	2955.17
<b>29"(737mm)H, 30"/30"(762mm)D</b>							
42"(1067mm)	42"(1067mm)	JDAL-4242-JHHW	55	\$ 2374.68	\$ 2476.75	\$ 2623.42	\$ 2725.49
48"(1219mm)	48"(1219mm)	JDAL-4848-JHHW	55	2637.30	2753.89	2886.04	3002.63

<b>End Panel - Wood B</b>							
<b>29"(737mm)H, 18"/18"(457mm)D</b>							
36"(914mm)	36"(914mm)	JDAL-3636-JHHW	33	\$ 2061.34	\$ 2148.89	\$ 2310.08	\$ 2397.63
42"(1067mm)	42"(1067mm)	JDAL-4242-JHHW	33	2345.02	2447.09	2593.76	2695.83
48"(1219mm)	48"(1219mm)	JDAL-4848-JHHW	33	2628.70	2745.29	2877.44	2994.03
<b>29"(737mm)H, 24"/24"(610mm)D</b>							
36"(914mm)	36"(914mm)	JDAL-3636-JHHW	44	\$ 2112.64	\$ 2200.19	\$ 2361.38	\$ 2448.93
42"(1067mm)	42"(1067mm)	JDAL-4242-JHHW	44	2396.32	2498.39	2645.06	2747.13
48"(1219mm)	48"(1219mm)	JDAL-4848-JHHW	44	2680.00	2796.59	2928.74	3045.33
<b>29"(737mm)H, 30"/30"(762mm)D</b>							
42"(1067mm)	42"(1067mm)	JDAL-4242-JHHW	55	\$ 2447.62	\$ 2549.69	\$ 2696.36	\$ 2798.43
48"(1219mm)	48"(1219mm)	JDAL-4848-JHHW	55	2731.30	2847.89	2980.04	3096.63

# Corners

## Curved Wrap-Around Corner

Width	Length	Number	①②	Top - Wood A Trim		Top - Wood B Trim	
				A	B	A	B
<b>End Panel - Steel A</b>							
<b>29"(737mm)H, 18"/18"(457mm)D</b>							
36"(914mm)	36"(914mm)	JDAW-3636-KHHS	33	\$ 2303.56	\$ 2391.11	\$ 2402.02	\$ 2489.57
42"(1067mm)	42"(1067mm)	JDAW-4242-KHHS	33	2566.18	2668.25	2664.64	2766.71
48"(1219mm)	48"(1219mm)	JDAW-4848-KHHS	33	2828.80	2945.39	2927.26	3043.85
<b>29"(737mm)H, 24"/24"(610mm)D</b>							
36"(914mm)	36"(914mm)	JDAW-3636-KHHS	44	\$ 2398.48	\$ 2486.03	\$ 2496.94	\$ 2584.49
42"(1067mm)	42"(1067mm)	JDAW-4242-KHHS	44	2661.10	2763.17	2759.56	2861.63
48"(1219mm)	48"(1219mm)	JDAW-4848-KHHS	44	2923.72	3040.31	3022.18	3138.77
<b>29"(737mm)H, 30"/30"(762mm)D</b>							
42"(1067mm)	42"(1067mm)	JDAW-4242-KHHS	55	\$ 2756.02	\$ 2858.09	\$ 2854.48	\$ 2956.55
48"(1219mm)	48"(1219mm)	JDAW-4848-KHHS	55	3018.64	3135.23	3117.10	3233.69

<b>End Panel - Steel B</b>							
<b>29"(737mm)H, 18"/18"(457mm)D</b>							
36"(914mm)	36"(914mm)	JDAW-3636-KHHS	33	\$ 2386.31	\$ 2473.86	\$ 2484.77	\$ 2572.32
42"(1067mm)	42"(1067mm)	JDAW-4242-KHHS	33	2695.55	2797.62	2794.01	2896.08
48"(1219mm)	48"(1219mm)	JDAW-4848-KHHS	33	3004.79	3121.38	3103.25	3219.84
<b>29"(737mm)H, 24"/24"(610mm)D</b>							
36"(914mm)	36"(914mm)	JDAW-3636-KHHS	44	\$ 2489.51	\$ 2577.06	\$ 2587.97	\$ 2675.52
42"(1067mm)	42"(1067mm)	JDAW-4242-KHHS	44	2798.75	2900.82	2897.21	2999.28
48"(1219mm)	48"(1219mm)	JDAW-4848-KHHS	44	3107.99	3224.58	3206.45	3323.04
<b>29"(737mm)H, 30"/30"(762mm)D</b>							
42"(1067mm)	42"(1067mm)	JDAW-4242-KHHS	55	\$ 2901.95	\$ 3004.02	\$ 3000.41	\$ 3102.48
48"(1219mm)	48"(1219mm)	JDAW-4848-KHHS	55	3211.19	3327.78	3309.65	3426.24

Width	Length	Number	①②	Top - Wood A Trim		Top - Wood B Trim	
				A	B	A	B
<b>End Panel - HPL A</b>							
<b>29"(737mm)H, 18"/18"(457mm)D</b>							
36"(914mm)	36"(914mm)	JDAW-3636-KHHL	33	\$ 1986.20	\$ 2073.75	\$ 2058.28	\$ 2145.83
42"(1067mm)	42"(1067mm)	JDAW-4242-KHHL	33	2248.82	2350.89	2320.90	2422.97
48"(1219mm)	48"(1219mm)	JDAW-4848-KHHL	33	2511.44	2628.03	2583.52	2700.11
<b>29"(737mm)H, 24"/24"(610mm)D</b>							
36"(914mm)	36"(914mm)	JDAW-3636-KHHL	44	\$ 2081.12	\$ 2168.67	\$ 2153.20	\$ 2240.75
42"(1067mm)	42"(1067mm)	JDAW-4242-KHHL	44	2343.74	2445.81	2415.82	2517.89
48"(1219mm)	48"(1219mm)	JDAW-4848-KHHL	44	2606.36	2722.95	2678.44	2795.03
<b>29"(737mm)H, 30"/30"(762mm)D</b>							
42"(1067mm)	42"(1067mm)	JDAW-4242-KHHL	55	\$ 2438.66	\$ 2540.73	\$ 2510.74	\$ 2612.81
48"(1219mm)	48"(1219mm)	JDAW-4848-KHHL	55	2701.28	2817.87	2773.36	2889.95

<b>End Panel - HPL B</b>							
<b>29"(737mm)H, 18"/18"(457mm)D</b>							
36"(914mm)	36"(914mm)	JDAW-3636-KHHL	33	\$ 2068.95	\$ 2156.50	\$ 2141.03	\$ 2228.58
42"(1067mm)	42"(1067mm)	JDAW-4242-KHHL	33	2378.19	2480.26	2450.27	2552.34
48"(1219mm)	48"(1219mm)	JDAW-4848-KHHL	33	2687.43	2804.02	2759.51	2876.10
<b>29"(737mm)H, 24"/24"(610mm)D</b>							
36"(914mm)	36"(914mm)	JDAW-3636-KHHL	44	\$ 2172.15	\$ 2259.70	\$ 2244.23	\$ 2331.78
42"(1067mm)	42"(1067mm)	JDAW-4242-KHHL	44	2481.39	2583.46	2553.47	2655.54
48"(1219mm)	48"(1219mm)	JDAW-4848-KHHL	44	2790.63	2907.22	2862.71	2979.30
<b>29"(737mm)H, 30"/30"(762mm)D</b>							
42"(1067mm)	42"(1067mm)	JDAW-4242-KHHL	55	\$ 2584.59	\$ 2686.66	\$ 2656.67	\$ 2758.74
48"(1219mm)	48"(1219mm)	JDAW-4848-KHHL	55	2893.83	3010.42	2965.91	3082.50

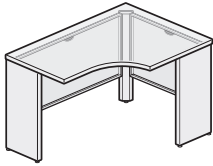
# Corners

## Curved Wrap-Around Corner

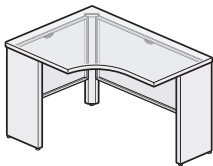
Width	Length	Number	①②	Top - Wood A Trim		Top - Wood B Trim	
				A	B	A	B
<b>End Panel - Wood A</b>							
<b>29"(737mm)H, 18"/18"(457mm)D</b>							
36"(914mm)	36"(914mm)	JDAW-3636-KHHW	33	\$2482.26	\$2569.81	\$ 2731.00	\$ 2818.55
42"(1067mm)	42"(1067mm)	JDAW-4242-KHHW	33	2744.88	2846.95	2993.62	3095.69
48"(1219mm)	48"(1219mm)	JDAW-4848-KHHW	33	3007.50	3124.09	3256.24	3372.83
<b>29"(737mm)H, 24"/24"(610mm)D</b>							
36"(914mm)	36"(914mm)	JDAW-3636-KHHW	44	\$ 2577.18	\$2664.73	\$2825.92	\$ 2913.47
42"(1067mm)	42"(1067mm)	JDAW-4242-KHHW	44	2839.80	2941.87	3088.54	3190.61
48"(1219mm)	48"(1219mm)	JDAW-4848-KHHW	44	3102.42	3219.01	3351.16	3467.75
<b>29"(737mm)H, 30"/30"(762mm)D</b>							
42"(1067mm)	42"(1067mm)	JDAW-4242-KHHW	55	\$2934.72	\$3036.79	\$ 3183.46	\$ 3285.53
48"(1219mm)	48"(1219mm)	JDAW-4848-KHHW	55	3197.34	3313.93	3446.08	3562.67
<b>End Panel - Wood B</b>							
<b>29"(737mm)H, 18"/18"(457mm)D</b>							
36"(914mm)	36"(914mm)	JDAW-3636-KHHW	33	\$2565.01	\$2652.56	\$ 2813.75	\$ 2901.30
42"(1067mm)	42"(1067mm)	JDAW-4242-KHHW	33	2874.25	2976.32	3122.99	3225.06
48"(1219mm)	48"(1219mm)	JDAW-4848-KHHW	33	3183.49	3300.08	3432.23	3548.82
<b>29"(737mm)H, 24"/24"(610mm)D</b>							
36"(914mm)	36"(914mm)	JDAW-3636-KHHW	44	\$2668.21	\$ 2755.76	\$ 2916.95	\$3004.50
42"(1067mm)	42"(1067mm)	JDAW-4242-KHHW	44	2977.45	3079.52	3226.19	3328.26
48"(1219mm)	48"(1219mm)	JDAW-4848-KHHW	44	3286.69	3403.28	3535.43	3652.02
<b>29"(737mm)H, 30"/30"(762mm)D</b>							
42"(1067mm)	42"(1067mm)	JDAW-4242-KHHW	55	\$3080.65	\$ 3182.72	\$3329.39	\$ 3431.46
48"(1219mm)	48"(1219mm)	JDAW-4848-KHHW	55	3389.89	3506.48	3638.63	3755.22

# Extended Corners

## Extended Curved Wrap-Around Corner



JDAL-JHLSDS44  
JDAL-JHLLDS44  
JDAL-JHLWDS44  
JDAW-KHLSDS44  
JDAW-KHLLDS44  
JDAW-KHLWDS44  
(Left-Hand)



JDAL-JHRSDS44  
JDAL-JHRLDS44  
JDAL-JHRWDS44  
JDAW-KHRSDS44  
JDAW-KHRLDS44  
JDAW-KHRWDS44  
(Right-Hand)  
Class FMI

### Features

- Includes high-pressure laminate (HPL) or wood veneer top, steel, laminate or wood end panels, steel modesty panels, and hardware for assembly and attachment to adjoining casegood.
- Top has 3mm edgeband on user edge and 1mm edgeband on sides and back.
- Modesty panels are available with or without scallop wireway for cable management; scallop is centered at top of modesty panel.
- Glides provide 1.5"(38mm) adjustment range.
- Field assembled.

### Specification Tips

- Not for use as a stand-alone casegood. Half end panels must be attached to a return or bridge.
- Modesty panel height, cable management, and color selections apply to both modesty panels.

### To Order, Specify:

1) Product number, including:

**1 Orientation:**

- L** Left-hand
- R** Right-hand

**2 Modesty Panel Height:**

- B** 1/3 Height
- D** 3/4 Height (add **\$97.11** list)
- F** Full Height (add **\$194.22** list)

**3 Modesty Panel Cable Management:**

- N** No Scallop
- S** Scallop

- 2) Laminate or wood color for top.
- 3) Edge trim color for top (HPL only).
- 4) Trim color for end panels.
- 5) Trim color for modesty panels.

Width	Length	Number	① ②③	Top - HPL A Trim		Top - HPL B Trim	
				A	B	A	B
<b>End Panel - Steel - Trim A</b>							
<b>29"(737mm)H, 18"/18"(457mm)D</b>							
36"(914mm)	48"(1219mm)	JDAL-3648-JH	S	33	\$2309.33	\$ 2411.92	\$2408.25 \$ 2510.84
<b>29"(737mm)H, 24"/24"(610mm)D</b>							
36"(914mm)	48"(1219mm)	JDAL-3648-JH	S	44	\$2404.49	\$2507.08	\$2503.41 \$2606.00
<b>End Panel - Steel - Trim B</b>							
<b>29"(737mm)H, 18"/18"(457mm)D</b>							
36"(914mm)	48"(1219mm)	JDAL-3648-JH	S	33	\$ 2375.00	\$ 2477.59	\$ 2473.92 \$ 2576.51
<b>29"(737mm)H, 24"/24"(610mm)D</b>							
36"(914mm)	48"(1219mm)	JDAL-3648-JH	S	44	\$ 2477.84	\$2580.43	\$ 2576.76 \$ 2679.35
Width	Length	Number	① ②③	Top - HPL A Trim		Top - HPL B Trim	
				A	B	A	B
<b>End Panel - HPL A</b>							
<b>29"(737mm)H, 18"/18"(457mm)D</b>							
36"(914mm)	48"(1219mm)	JDAL-3648-JH	L	33	\$ 1990.43	\$2093.02	\$2062.85 \$ 2165.44
<b>29"(737mm)H, 24"/24"(610mm)D</b>							
36"(914mm)	48"(1219mm)	JDAL-3648-JH	L	44	\$2085.59	\$ 2188.18	\$ 2158.01 \$2260.60
<b>End Panel - HPL B</b>							
<b>29"(737mm)H, 18"/18"(457mm)D</b>							
36"(914mm)	48"(1219mm)	JDAL-3648-JH	L	33	\$2056.10	\$ 2158.69	\$ 2128.52 \$ 2231.11
<b>29"(737mm)H, 24"/24"(610mm)D</b>							
36"(914mm)	48"(1219mm)	JDAL-3648-JH	L	44	\$ 2158.94	\$ 2261.53	\$ 2231.36 \$2333.95

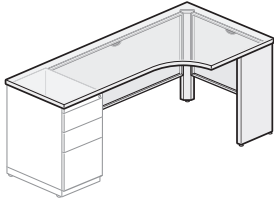
# Extended Corners

## Extended Curved Wrap-Around Corner

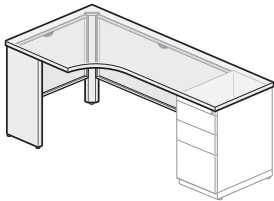
Width	Length	Number	① ② ③	Top - HPL A Trim		Top - HPL B Trim		
				A	B	A	B	
<b>End Panel - Wood A</b>								
<b>29"(737mm)H, 18"/18"(457mm)D</b>								
36"(914mm)	48"(1219mm)	JDAL-3648-JH	W	33	\$2488.91	\$2591.50	\$2738.81	\$2841.40
<b>29"(737mm)H, 24"/24"(610mm)D</b>								
36"(914mm)	48"(1219mm)	JDAL-3648-JH	W	44	\$2584.07	\$2686.66	\$2833.97	\$2936.56
<b>End Panel - Wood B</b>								
<b>29"(737mm)H, 18"/18"(457mm)D</b>								
36"(914mm)	48"(1219mm)	JDAL-3648-JH	W	33	\$2554.58	\$2657.17	\$2804.48	\$2907.07
<b>29"(737mm)H, 24"/24"(610mm)D</b>								
36"(914mm)	48"(1219mm)	JDAL-3648-JH	W	44	\$2657.42	\$2760.01	\$2907.32	\$3009.91
Width	Length	Number	① ② ③	Top - Wood A Trim		Top - Wood B Trim		
				A	B	A	B	
<b>End Panel - Steel A</b>								
<b>29"(737mm)H, 18"/18"(457mm)D</b>								
36"(914mm)	48"(1219mm)	JDAW-3648-KH	S	33	\$3141.33	\$3243.92	\$3240.25	\$3342.84
<b>29"(737mm)H, 24"/24"(610mm)D</b>								
36"(914mm)	48"(1219mm)	JDAW-3648-KH	S	44	\$3236.49	\$3339.08	\$3335.41	\$3438.00
<b>End Panel - Steel B</b>								
<b>29"(737mm)H, 18"/18"(457mm)D</b>								
36"(914mm)	48"(1219mm)	JDAW-3648-KH	S	33	\$3336.60	\$3439.19	\$3435.52	\$3538.11
<b>29"(737mm)H, 24"/24"(610mm)D</b>								
36"(914mm)	48"(1219mm)	JDAW-3648-KH	S	44	\$3448.68	\$3551.27	\$3547.60	\$3650.19
Width	Length	Number	① ② ③	Top - Wood A Trim		Top - Wood B Trim		
				A	B	A	B	
<b>End Panel - HPL A</b>								
<b>29"(737mm)H, 18"/18"(457mm)D</b>								
36"(914mm)	48"(1219mm)	JDAW-3648-KH	L	33	\$2822.43	\$2925.02	\$2894.85	\$2997.44
<b>29"(737mm)H, 24"/24"(610mm)D</b>								
36"(914mm)	48"(1219mm)	JDAW-3648-KH	L	44	\$2917.59	\$3020.18	\$2990.01	\$3092.60
<b>End Panel - HPL B</b>								
<b>29"(737mm)H, 18"/18"(457mm)D</b>								
36"(914mm)	48"(1219mm)	JDAW-3648-KH	L	33	\$3017.70	\$3120.29	\$3090.12	\$3192.71
<b>29"(737mm)H, 24"/24"(610mm)D</b>								
36"(914mm)	48"(1219mm)	JDAW-3648-KH	L	44	\$3129.78	\$3232.37	\$3202.20	\$3304.79
Width	Length	Number	① ② ③	Top - Wood A Trim		Top - Wood B Trim		
				A	B	A	B	
<b>End Panel - Wood A</b>								
<b>29"(737mm)H, 18"/18"(457mm)D</b>								
36"(914mm)	48"(1219mm)	JDAW-3648-KH	W	33	\$3320.91	\$3423.50	\$3570.81	\$3673.40
<b>29"(737mm)H, 24"/24"(610mm)D</b>								
36"(914mm)	48"(1219mm)	JDAW-3648-KH	W	44	\$3416.07	\$3518.66	\$3665.97	\$3768.56
<b>End Panel - Wood B</b>								
<b>29"(737mm)H, 18"/18"(457mm)D</b>								
36"(914mm)	48"(1219mm)	JDAW-3648-KH	W	33	\$3516.18	\$3618.77	\$3766.08	\$3868.67
<b>29"(737mm)H, 24"/24"(610mm)D</b>								
36"(914mm)	48"(1219mm)	JDAW-3648-KH	W	44	\$3628.26	\$3730.85	\$3878.16	\$3980.75

# Extended Corners

## Extended Curved Wrap-Around Pedestal Corner



JDAL-JALSDS44  
JDAL-JALLDS44  
JDAL-JALWDS44  
JDAW-KALSDS44  
JDAW-KALLDS44  
JDAW-KALWDS44  
(Left-Hand)



JDAL-JARSDS44  
JDAL-JARLDS44  
JDAL-JARWDS44  
JDAW-KARSDS44  
JDAW-KARLDS44  
JDAW-KARWDS44  
(Right-Hand)

Class FMI

### Features

- Includes high-pressure laminate (HPL) or wood veneer top, steel, laminate or wood end panel, steel modesty panels, and hardware for assembly and attachment to adjoining casegood. (Desk pedestal not included.)
- Top has 3mm edgeband on user edge and 1mm edgeband on sides and back.
- Modesty panels are available with or without scallop wireway for cable management; scallop is centered at top of modesty panel.
- Glides provide 1"(25mm) adjustment range.
- Field assembled.

### Specification Tips

- One X Series desk pedestal must be specified separately; nominal depth of desk pedestal must match nominal depth of corner top.
- Not for use as a stand-alone casegood. Half end panel must be attached to a return or bridge.
- Modesty panel height, cable management, and color selections apply to both modesty panels.

### To Order, Specify:

1) Product number, including:

**1 Orientation:**

- L** Left-hand
- R** Right-hand

**2 Modesty Panel Height:**

- B** 1/3 Height
- D** 3/4 Height (add **\$97.11** list)
- F** Full Height (add **\$194.22** list)

**3 Modesty Panel Cable**

**Management:**

- N** No Scallop
- S** Scallop

- 2) Laminate or wood color for top.
- 3) Edge trim color for top (HPL only).
- 4) End panel trim, laminate or wood finish.
- 5) End panel edge color (HPL only)
- 6) Modesty panel trim color.

Width	Length	Number	Top - HPL A Trim		Top - HPL B Trim	
			A	B	A	B
<b>End Panel - Steel - Trim A</b>						
<b>29"(737mm)H, 18"/18"(457mm)D</b>						
36"(914mm)	60"(1524mm)	JDAL-3660-JA S 33	\$ 1961.36	\$2078.59	\$ 2010.82	\$ 2128.05
	72"(1829mm)	JDAL-3672-JA S 33	2225.48	2357.35	2274.94	2406.81
48"(1219mm)	60"(1524mm)	JDAL-4860-JA S 33	\$ 2225.48	\$ 2357.35	\$ 2274.94	\$ 2406.81
	72"(1829mm)	JDAL-4872-JA S 33	2489.60	2636.11	2539.06	2685.57
<b>29"(737mm)H, 24"/24"(610mm)D</b>						
36"(914mm)	60"(1524mm)	JDAL-3660-JA S 44	\$2056.52	\$ 2173.75	\$ 2105.98	\$ 2223.21
	72"(1829mm)	JDAL-3672-JA S 44	2320.64	2452.51	2370.10	2501.97
48"(1219mm)	60"(1524mm)	JDAL-4860-JA S 44	\$2320.64	\$2452.51	\$2370.10	\$ 2501.97
	72"(1829mm)	JDAL-4872-JA S 44	2584.76	2731.27	2634.22	2780.73
<b>29"(737mm)H, 30"/30"(762mm)D</b>						
48"(1219mm)	60"(1524mm)	JDAL-4860-JA S 55	\$ 2415.80	\$ 2547.67	\$2465.26	\$ 2597.13
	72"(1829mm)	JDAL-4872-JA S 55	2679.92	2826.43	2729.38	2875.89
<b>End Panel - Steel - Trim B</b>						
<b>29"(737mm)H, 18"/18"(457mm)D</b>						
36"(914mm)	60"(1524mm)	JDAL-3660-JA S 33	\$2048.27	\$ 2165.50	\$ 2097.73	\$ 2214.96
	72"(1829mm)	JDAL-3672-JA S 33	2333.63	2465.50	2383.09	2514.96
48"(1219mm)	60"(1524mm)	JDAL-4860-JA S 33	\$ 2333.63	\$2465.50	\$2383.09	\$ 2514.96
	72"(1829mm)	JDAL-4872-JA S 33	2618.99	2765.50	2668.45	2814.96
<b>29"(737mm)H, 24"/24"(610mm)D</b>						
36"(914mm)	60"(1524mm)	JDAL-3660-JA S 44	\$ 2151.11	\$2268.34	\$2200.57	\$ 2317.80
	72"(1829mm)	JDAL-3672-JA S 44	2436.47	2568.34	2485.93	2617.80
48"(1219mm)	60"(1524mm)	JDAL-4860-JA S 44	\$2436.47	\$2568.34	\$2485.93	\$ 2617.80
	72"(1829mm)	JDAL-4872-JA S 44	2721.83	2868.34	2771.29	2917.80
<b>29"(737mm)H, 30"/30"(762mm)D</b>						
48"(1219mm)	60"(1524mm)	JDAL-4860-JA S 55	\$ 2539.31	\$ 2671.18	\$2588.77	\$ 2720.64
	72"(1829mm)	JDAL-4872-JA S 55	2824.67	2971.18	2874.13	3020.64

# Extended Corners

## Extended Curved Wrap-Around Pedestal Corner

Width	Length	Number	① ② ③	Top - HPL A Trim		Top - HPL B Trim	
				A	B	A	B
<b>End Panel - HPL A</b>							
<b>29"(737mm)H, 18"/18"(457mm)D</b>							
36"(914mm)	60"(1524mm)	JDAL-3660-JA	L █ █ █ 33	\$ 1801.91	\$ 1919.14	\$ 1838.12	\$ 1955.35
	72"(1829mm)	JDAL-3672-JA	L █ █ █ 33	2066.03	2197.90	2102.24	2234.11
48"(1219mm)	60"(1524mm)	JDAL-4860-JA	L █ █ █ 33	\$2066.03	\$ 2197.90	\$ 2102.24	\$2234.11
	72"(1829mm)	JDAL-4872-JA	L █ █ █ 33	2330.15	2476.66	2366.36	2512.87
<b>29"(737mm)H, 24"/24"(610mm)D</b>							
36"(914mm)	60"(1524mm)	JDAL-3660-JA	L █ █ █ 44	\$ 1897.07	\$ 2014.30	\$ 1933.28	\$2050.51
	72"(1829mm)	JDAL-3672-JA	L █ █ █ 44	2161.19	2293.06	2197.40	2329.27
48"(1219mm)	60"(1524mm)	JDAL-4860-JA	L █ █ █ 44	\$ 2161.19	\$2293.06	\$ 2197.40	\$2329.27
	72"(1829mm)	JDAL-4872-JA	L █ █ █ 44	2425.31	2571.82	2461.52	2608.03
<b>29"(737mm)H, 30"/30"(762mm)D</b>							
48"(1219mm)	60"(1524mm)	JDAL-4860-JA	L █ █ █ 55	\$2256.35	\$2388.22	\$2292.56	\$2424.43
	72"(1829mm)	JDAL-4872-JA	L █ █ █ 55	2520.47	2666.98	2556.68	2703.19
<b>End Panel - HPL B</b>							
<b>29"(737mm)H, 18"/18"(457mm)D</b>							
36"(914mm)	60"(1524mm)	JDAL-3660-JA	L █ █ █ 33	\$ 1888.82	\$2006.05	\$ 1925.03	\$2042.26
	72"(1829mm)	JDAL-3672-JA	L █ █ █ 33	2174.18	2306.05	2210.39	2342.26
48"(1219mm)	60"(1524mm)	JDAL-4860-JA	L █ █ █ 33	\$ 2174.18	\$2306.05	\$ 2210.39	\$2342.26
	72"(1829mm)	JDAL-4872-JA	L █ █ █ 33	2459.54	2606.05	2495.75	2642.26
<b>29"(737mm)H, 24"/24"(610mm)D</b>							
36"(914mm)	60"(1524mm)	JDAL-3660-JA	L █ █ █ 44	\$ 1991.66	\$ 2108.89	\$2027.87	\$ 2145.10
	72"(1829mm)	JDAL-3672-JA	L █ █ █ 44	2277.02	2408.89	2313.23	2445.10
48"(1219mm)	60"(1524mm)	JDAL-4860-JA	L █ █ █ 44	\$ 2277.02	\$2408.89	\$ 2313.23	\$2445.10
	72"(1829mm)	JDAL-4872-JA	L █ █ █ 44	2562.38	2708.89	2598.59	2745.10
<b>29"(737mm)H, 30"/30"(762mm)D</b>							
48"(1219mm)	60"(1524mm)	JDAL-4860-JA	L █ █ █ 55	\$2379.86	\$ 2511.73	\$ 2416.07	\$ 2547.94
	72"(1829mm)	JDAL-4872-JA	L █ █ █ 55	2665.22	2811.73	2701.43	2847.94

# Extended Corners

## Extended Curved Wrap-Around Pedestal Corner

Width	Length	Number	① ② ③	Top - HPL A Trim		Top - HPL B Trim		
				A	B	A	B	
<b>End Panel - Wood A</b>								
<b>29"(737mm)H, 18"/18"(457mm)D</b>								
36"(914mm)	60"(1524mm)	JDAL-3660-JA	W	33	\$ 2051.15	\$ 2168.38	\$ 2176.10	\$2293.33
	72"(1829mm)	JDAL-3672-JA	W	33	2315.27	2447.14	2440.22	2572.09
48"(1219mm)	60"(1524mm)	JDAL-4860-JA	W	33	\$ 2315.27	\$ 2447.14	\$2440.22	\$ 2572.09
	72"(1829mm)	JDAL-4872-JA	W	33	2579.39	2725.90	2704.34	2850.85
<b>29"(737mm)H, 24"/24"(610mm)D</b>								
36"(914mm)	60"(1524mm)	JDAL-3660-JA	W	44	\$ 2146.31	\$ 2263.54	\$ 2271.26	\$2388.49
	72"(1829mm)	JDAL-3672-JA	W	44	2410.43	2542.30	2535.38	2667.25
48"(1219mm)	60"(1524mm)	JDAL-4860-JA	W	44	\$ 2410.43	\$ 2542.30	\$2535.38	\$ 2667.25
	72"(1829mm)	JDAL-4872-JA	W	44	2674.55	2821.06	2799.50	2946.01
<b>29"(737mm)H, 30"/30"(762mm)D</b>								
48"(1219mm)	60"(1524mm)	JDAL-4860-JA	W	55	\$2505.59	\$ 2637.46	\$2630.54	\$ 2762.41
	72"(1829mm)	JDAL-4872-JA	W	55	2769.71	2916.22	2894.66	3041.17
<b>End Panel - Wood B</b>								
<b>29"(737mm)H, 18"/18"(457mm)D</b>								
36"(914mm)	60"(1524mm)	JDAL-3660-JA	W	33	\$ 2138.06	\$ 2255.29	\$2263.01	\$2380.24
	72"(1829mm)	JDAL-3672-JA	W	33	2423.42	2555.29	2548.37	2680.24
48"(1219mm)	60"(1524mm)	JDAL-4860-JA	W	33	\$2423.42	\$ 2555.29	\$2548.37	\$2680.24
	72"(1829mm)	JDAL-4872-JA	W	33	2708.78	2855.29	2833.73	2980.24
<b>29"(737mm)H, 24"/24"(610mm)D</b>								
36"(914mm)	60"(1524mm)	JDAL-3660-JA	W	44	\$2240.90	\$ 2358.13	\$2365.85	\$2483.08
	72"(1829mm)	JDAL-3672-JA	W	44	2526.26	2658.13	2651.21	2783.08
48"(1219mm)	60"(1524mm)	JDAL-4860-JA	W	44	\$2526.26	\$ 2658.13	\$ 2651.21	\$ 2783.08
	72"(1829mm)	JDAL-4872-JA	W	44	2811.62	2958.13	2936.57	3083.08
<b>29"(737mm)H, 30"/30"(762mm)D</b>								
48"(1219mm)	60"(1524mm)	JDAL-4860-JA	W	55	\$2629.10	\$ 2760.97	\$ 2754.05	\$2885.92
	72"(1829mm)	JDAL-4872-JA	W	55	2914.46	3060.97	3039.41	3185.92

# Extended Corners

## Extended Curved Wrap-Around Pedestal Corner

Width	Length	Number	① ②③	Top - Wood A Trim		Top - Wood B Trim	
				A	B	A	B
<b>End Panel - Steel A</b>							
<b>29"(737mm)H, 18"/18"(457mm)D</b>							
36"(914mm)	60"(1524mm)	JDAW-3660-KA	S ■ ■ ■ 33	\$ 2793.36	\$ 2910.59	\$ 2842.82	\$ 2960.05
	72"(1829mm)	JDAW-3672-KA	S ■ ■ ■ 33	3057.48	3189.35	3106.94	3238.81
48"(1219mm)	60"(1524mm)	JDAW-4860-KA	S ■ ■ ■ 33	\$ 3057.48	\$ 3189.35	\$ 3106.94	\$ 3238.81
	72"(1829mm)	JDAW-4872-KA	S ■ ■ ■ 33	3321.60	3468.11	3371.06	3517.57
<b>29"(737mm)H, 24"/24"(610mm)D</b>							
36"(914mm)	60"(1524mm)	JDAW-3660-KA	S ■ ■ ■ 44	\$ 2888.52	\$ 3005.75	\$ 2937.98	\$ 3055.21
	72"(1829mm)	JDAW-3672-KA	S ■ ■ ■ 44	3152.64	3284.51	3202.10	3333.97
48"(1219mm)	60"(1524mm)	JDAW-4860-KA	S ■ ■ ■ 44	\$ 3152.64	\$ 3284.51	\$ 3202.10	\$ 3333.97
	72"(1829mm)	JDAW-4872-KA	S ■ ■ ■ 44	3416.76	3563.27	3466.22	3612.73
<b>29"(737mm)H, 30"/30"(762mm)D</b>							
48"(1219mm)	60"(1524mm)	JDAW-4860-KA	S ■ ■ ■ 55	\$ 3247.80	\$ 3379.67	\$ 3297.26	\$ 3429.13
	72"(1829mm)	JDAW-4872-KA	S ■ ■ ■ 55	3511.92	3658.43	3561.38	3707.89
<b>End Panel - Steel B</b>							
<b>29"(737mm)H, 18"/18"(457mm)D</b>							
36"(914mm)	60"(1524mm)	JDAW-3660-KA	S ■ ■ ■ 33	\$ 3035.79	\$ 3153.02	\$ 3085.25	\$ 3202.48
	72"(1829mm)	JDAW-3672-KA	S ■ ■ ■ 33	3347.07	3478.94	3396.53	3528.40
48"(1219mm)	60"(1524mm)	JDAW-4860-KA	S ■ ■ ■ 33	\$ 3347.07	\$ 3478.94	\$ 3396.53	\$ 3528.40
	72"(1829mm)	JDAW-4872-KA	S ■ ■ ■ 33	3658.35	3804.86	3707.81	3854.32
<b>29"(737mm)H, 24"/24"(610mm)D</b>							
36"(914mm)	60"(1524mm)	JDAW-3660-KA	S ■ ■ ■ 44	\$ 3147.87	\$ 3265.10	\$ 3197.33	\$ 3314.56
	72"(1829mm)	JDAW-3672-KA	S ■ ■ ■ 44	3459.15	3591.02	3508.61	3640.48
48"(1219mm)	60"(1524mm)	JDAW-4860-KA	S ■ ■ ■ 44	\$ 3459.15	\$ 3591.02	\$ 3508.61	\$ 3640.48
	72"(1829mm)	JDAW-4872-KA	S ■ ■ ■ 44	3770.43	3916.94	3819.89	3966.40
<b>29"(737mm)H, 30"/30"(762mm)D</b>							
48"(1219mm)	60"(1524mm)	JDAW-4860-KA	S ■ ■ ■ 55	\$ 3571.23	\$ 3703.10	\$ 3620.69	\$ 3752.56
	72"(1829mm)	JDAW-4872-KA	S ■ ■ ■ 55	3882.51	4029.02	3931.97	4078.48

# Extended Corners

## Extended Curved Wrap-Around Pedestal Corner

Width	Length	Number	① ②③	Top - Wood A Trim		Top - Wood B Trim	
				A	B	A	B
<b>End Panel - HPL A</b>							
<b>29"(737mm)H, 18"/18"(457mm)D</b>							
36"(914mm)	60"(1524mm)	JDAW-3660-KA	L ■ ■ ■ 33	\$2633.91	\$ 2751.14	\$2670.12	\$ 2787.35
	72"(1829mm)	JDAW-3672-KA	L ■ ■ ■ 33	2898.03	3029.90	2934.24	3066.11
48"(1219mm)	60"(1524mm)	JDAW-4860-KA	L ■ ■ ■ 33	\$2898.03	\$3029.90	\$2934.24	\$3066.11
	72"(1829mm)	JDAW-4872-KA	L ■ ■ ■ 33	3162.15	3308.66	3198.36	3344.87
<b>29"(737mm)H, 24"/24"(610mm)D</b>							
36"(914mm)	60"(1524mm)	JDAW-3660-KA	L ■ ■ ■ 44	\$ 2729.07	\$2846.30	\$ 2765.28	\$2882.51
	72"(1829mm)	JDAW-3672-KA	L ■ ■ ■ 44	2993.19	3125.06	3029.40	3161.27
48"(1219mm)	60"(1524mm)	JDAW-4860-KA	L ■ ■ ■ 44	\$2993.19	\$ 3125.06	\$3029.40	\$ 3161.27
	72"(1829mm)	JDAW-4872-KA	L ■ ■ ■ 44	3257.31	3403.82	3293.52	3440.03
<b>29"(737mm)H, 30"/30"(762mm)D</b>							
48"(1219mm)	60"(1524mm)	JDAW-4860-KA	L ■ ■ ■ 55	\$3088.35	\$3220.22	\$ 3124.56	\$3256.43
	72"(1829mm)	JDAW-4872-KA	L ■ ■ ■ 55	3352.47	3498.98	3388.68	3535.19
<b>End Panel - HPL B</b>							
<b>29"(737mm)H, 18"/18"(457mm)D</b>							
36"(914mm)	60"(1524mm)	JDAW-3660-KA	L ■ ■ ■ 33	\$ 2876.34	\$2993.57	\$ 2912.55	\$3029.78
	72"(1829mm)	JDAW-3672-KA	L ■ ■ ■ 33	3187.62	3319.49	3223.83	3355.70
48"(1219mm)	60"(1524mm)	JDAW-4860-KA	L ■ ■ ■ 33	\$ 3187.62	\$ 3319.49	\$3223.83	\$3355.70
	72"(1829mm)	JDAW-4872-KA	L ■ ■ ■ 33	3498.90	3645.41	3535.11	3681.62
<b>29"(737mm)H, 24"/24"(610mm)D</b>							
36"(914mm)	60"(1524mm)	JDAW-3660-KA	L ■ ■ ■ 44	\$2988.42	\$ 3105.65	\$3024.63	\$ 3141.86
	72"(1829mm)	JDAW-3672-KA	L ■ ■ ■ 44	3299.70	3431.57	3335.91	3467.78
48"(1219mm)	60"(1524mm)	JDAW-4860-KA	L ■ ■ ■ 44	\$3299.70	\$ 3431.57	\$3335.91	\$3467.78
	72"(1829mm)	JDAW-4872-KA	L ■ ■ ■ 44	3610.98	3757.49	3647.19	3793.70
<b>29"(737mm)H, 30"/30"(762mm)D</b>							
48"(1219mm)	60"(1524mm)	JDAW-4860-KA	L ■ ■ ■ 55	\$ 3411.78	\$3543.65	\$3447.99	\$3579.86
	72"(1829mm)	JDAW-4872-KA	L ■ ■ ■ 55	3723.06	3869.57	3759.27	3905.78

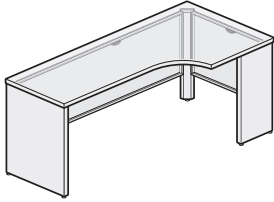
# Extended Corners

## Extended Curved Wrap-Around Pedestal Corner

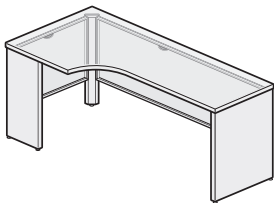
Width	Length	Number	① ② ③	Top - Wood A Trim		Top - Wood B Trim		
				A	B	A	B	
<b>End Panel - Wood A</b>								
<b>29"(737mm)H, 18"/18"(457mm)D</b>								
36"(914mm)	60"(1524mm)	JDAW-3660-KA	W	33	\$2883.15	\$3000.38	\$3008.10	\$ 3125.33
	72"(1829mm)	JDAW-3672-KA	W	33	3147.27	3279.14	3272.22	3404.09
48"(1219mm)	60"(1524mm)	JDAW-4860-KA	W	33	\$ 3147.27	\$ 3279.14	\$ 3272.22	\$3404.09
	72"(1829mm)	JDAW-4872-KA	W	33	3411.39	3557.90	3536.34	3682.85
<b>29"(737mm)H, 24"/24"(610mm)D</b>								
36"(914mm)	60"(1524mm)	JDAW-3660-KA	W	44	\$2978.31	\$3095.54	\$ 3103.26	\$3220.49
	72"(1829mm)	JDAW-3672-KA	W	44	3242.43	3374.30	3367.38	3499.25
48"(1219mm)	60"(1524mm)	JDAW-4860-KA	W	44	\$3242.43	\$ 3374.30	\$ 3367.38	\$3499.25
	72"(1829mm)	JDAW-4872-KA	W	44	3506.55	3653.06	3631.50	3778.01
<b>29"(737mm)H, 30"/30"(762mm)D</b>								
48"(1219mm)	60"(1524mm)	JDAW-4860-KA	W	55	\$ 3337.59	\$3469.46	\$3462.54	\$3594.41
	72"(1829mm)	JDAW-4872-KA	W	55	3601.71	3748.22	3726.66	3873.17
<b>End Panel - Wood B</b>								
<b>29"(737mm)H, 18"/18"(457mm)D</b>								
36"(914mm)	60"(1524mm)	JDAW-3660-KA	W	33	\$ 3125.58	\$ 3242.81	\$ 3250.53	\$ 3367.76
	72"(1829mm)	JDAW-3672-KA	W	33	3436.86	3568.73	3561.81	3693.68
48"(1219mm)	60"(1524mm)	JDAW-4860-KA	W	33	\$3436.86	\$ 3568.73	\$ 3561.81	\$3693.68
	72"(1829mm)	JDAW-4872-KA	W	33	3748.14	3894.65	3873.09	4019.60
<b>29"(737mm)H, 24"/24"(610mm)D</b>								
36"(914mm)	60"(1524mm)	JDAW-3660-KA	W	44	\$ 3237.66	\$ 3354.89	\$ 3362.61	\$ 3479.84
	72"(1829mm)	JDAW-3672-KA	W	44	3548.94	3680.81	3673.89	3805.76
48"(1219mm)	60"(1524mm)	JDAW-4860-KA	W	44	\$3548.94	\$3680.81	\$ 3673.89	\$3805.76
	72"(1829mm)	JDAW-4872-KA	W	44	3860.22	4006.73	3985.17	4131.68
<b>29"(737mm)H, 30"/30"(762mm)D</b>								
48"(1219mm)	60"(1524mm)	JDAW-4860-KA	W	55	\$ 3661.02	\$ 3792.89	\$ 3785.97	\$ 3917.84
	72"(1829mm)	JDAW-4872-KA	W	55	3972.30	4118.81	4097.25	4243.76

# Extended Corners

## Extended Curved Wrap-Around Corner



JDAL-JFLS44  
JDAL-JFL44  
JDAL-JFLW44  
JDAW-KFLS44  
JDAW-KFL44  
JDAW-KFLW44  
(Left-Hand)



JDAL-JFRS44  
JDAL-JFR44  
JDAL-JFRW44  
JDAW-KFRS44  
JDAW-KFR44  
JDAW-KFRW44  
(Right-Hand)

Class FMI

### Features

- Includes high-pressure laminate (HPL) or wood veneer top, steel, laminate or wood end panels, steel modesty panels, and hardware for assembly and attachment to adjoining casegood.
- Top has 3mm edgeband on user edge and 1mm edgeband on sides and back.
- Modesty panels are available with or without scallop wireway for cable management; scallop is centered at top of modesty panel.
- Glides provide 1.5"(38mm) adjustment range.
- Field assembled.

### Specification Tips

- Not for use as a stand-alone casegood. Half end panel must be attached to a return or bridge.
- Modesty panel height, cable management, and color selections apply to both modesty panels.
- When placing a mobile, attached, or suspended pedestal inside the corner, pedestal depth must be at least 6"(152mm) less than nominal depth of top. See table.

### Corner/Pedestal Nominal Depths

Corner Depth	Pedestal Depth
18"(457mm)	N/A
24"(610mm)	18"(457mm)
30"(762mm)	24"(610mm)

### To Order, Specify:

1) Product number, including:

**1 Orientation:**

- L** Left-hand
- R** Right-hand

**2 Modesty Panel Height:**

- B** 1/3 Height
- D** 3/4 Height (add **\$97.11** list)
- F** Full Height (add **\$194.22** list)

**3 Modesty Panel Cable Management:**

- N** No Scallop
- S** Scallop

- 2) Laminate or wood color for top.
- 3) Edge trim color for top (HPL only).
- 4) End panel trim, laminate or wood finish.
- 5) End panel edge color (HPL only)
- 6) Modesty panel trim color.

Width	Length	Number	① ②③	Top - HPL A Trim		Top - HPL B Trim	
				A	B	A	B
<b>End Panel - Steel - Trim A</b>							
<b>29"(737mm)H, 18"/18"(457mm)D</b>							
36"(914mm)	60"(1524mm)	JDAL-3660-JF	S 33	\$2573.45	\$2690.68	\$2672.37	\$2789.60
	72"(1829mm)	JDAL-3672-JF	S 33	2837.57	2969.44	2936.49	3068.36
48"(1219mm)	60"(1524mm)	JDAL-4860-JF	S 33	\$2837.57	\$2969.44	\$2936.49	\$3068.36
	72"(1829mm)	JDAL-4872-JF	S 33	3101.69	3248.20	3200.61	3347.12
<b>29"(737mm)H, 24"/24"(610mm)D</b>							
36"(914mm)	60"(1524mm)	JDAL-3660-JF	S 44	\$2685.23	\$2802.46	\$2798.73	\$2915.96
	72"(1829mm)	JDAL-3672-JF	S 44	2949.35	3081.22	3062.85	3194.72
48"(1219mm)	60"(1524mm)	JDAL-4860-JF	S 44	\$2949.35	\$3081.22	\$3062.85	\$3194.72
	72"(1829mm)	JDAL-4872-JF	S 44	3213.47	3359.98	3326.97	3473.48
<b>29"(737mm)H, 30"/30"(762mm)D</b>							
48"(1219mm)	60"(1524mm)	JDAL-4860-JF	S 55	\$3061.13	\$3193.00	\$3189.21	\$3321.08
	72"(1829mm)	JDAL-4872-JF	S 55	3325.25	3471.76	3453.33	3599.84
<b>End Panel - Steel - Trim B</b>							
<b>29"(737mm)H, 18"/18"(457mm)D</b>							
36"(914mm)	60"(1524mm)	JDAL-3660-JF	S 33	\$2660.36	\$2777.59	\$2759.28	\$2876.51
	72"(1829mm)	JDAL-3672-JF	S 33	2945.72	3077.59	3044.64	3176.51
48"(1219mm)	60"(1524mm)	JDAL-4860-JF	S 33	\$2945.72	\$3077.59	\$3044.64	\$3176.51
	72"(1829mm)	JDAL-4872-JF	S 33	3231.08	3377.59	3330.00	3476.51
<b>29"(737mm)H, 24"/24"(610mm)D</b>							
36"(914mm)	60"(1524mm)	JDAL-3660-JF	S 44	\$2779.82	\$2897.05	\$2893.32	\$3010.55
	72"(1829mm)	JDAL-3672-JF	S 44	3065.18	3197.05	3178.68	3310.55
48"(1219mm)	60"(1524mm)	JDAL-4860-JF	S 44	\$3065.18	\$3197.05	\$3178.68	\$3310.55
	72"(1829mm)	JDAL-4872-JF	S 44	3350.54	3497.05	3464.04	3610.55
<b>29"(737mm)H, 30"/30"(762mm)D</b>							
48"(1219mm)	60"(1524mm)	JDAL-4860-JF	S 55	\$3184.64	\$3316.51	\$3312.72	\$3444.59
	72"(1829mm)	JDAL-4872-JF	S 55	3470.00	3616.51	3598.08	3744.59

# Extended Corners

## Extended Curved Wrap-Around Corner

Width	Length	Number	① ② ③	Top - HPL A Trim		Top - HPL B Trim	
				A	B	A	B
<b>End Panel - HPL A</b>							
<b>29"(737mm)H, 18"/18"(457mm)D</b>							
36"(914mm)	60"(1524mm)	JDAL-3660-JF	L ■ ■ ■ 33	\$ 2254.55	\$ 2371.78	\$ 2326.97	\$2444.20
	72"(1829mm)	JDAL-3672-JF	L ■ ■ ■ 33	2518.67	2650.54	2591.09	2722.96
48"(1219mm)	60"(1524mm)	JDAL-4860-JF	L ■ ■ ■ 33	\$ 2518.67	\$2650.54	\$ 2591.09	\$ 2722.96
	72"(1829mm)	JDAL-4872-JF	L ■ ■ ■ 33	2782.79	2929.30	2855.21	3001.72
<b>29"(737mm)H, 24"/24"(610mm)D</b>							
36"(914mm)	60"(1524mm)	JDAL-3660-JF	L ■ ■ ■ 44	\$2366.33	\$2483.56	\$2439.83	\$ 2557.06
	72"(1829mm)	JDAL-3672-JF	L ■ ■ ■ 44	2630.45	2762.32	2703.95	2835.82
48"(1219mm)	60"(1524mm)	JDAL-4860-JF	L ■ ■ ■ 44	\$2630.45	\$2762.32	\$2703.95	\$2835.82
	72"(1829mm)	JDAL-4872-JF	L ■ ■ ■ 44	2894.57	3041.08	2968.07	3114.58
<b>29"(737mm)H, 30"/30"(762mm)D</b>							
48"(1219mm)	60"(1524mm)	JDAL-4860-JF	L ■ ■ ■ 55	\$ 2742.23	\$ 2874.10	\$ 2816.81	\$2948.68
	72"(1829mm)	JDAL-4872-JF	L ■ ■ ■ 55	3006.35	3152.86	3080.93	3227.44
<b>End Panel - HPL B</b>							
<b>29"(737mm)H, 18"/18"(457mm)D</b>							
36"(914mm)	60"(1524mm)	JDAL-3660-JF	L ■ ■ ■ 33	\$ 2341.46	\$2458.69	\$ 2413.88	\$ 2531.11
	72"(1829mm)	JDAL-3672-JF	L ■ ■ ■ 33	2626.82	2758.69	2699.24	2831.11
48"(1219mm)	60"(1524mm)	JDAL-4860-JF	L ■ ■ ■ 33	\$2626.82	\$2758.69	\$2699.24	\$ 2831.11
	72"(1829mm)	JDAL-4872-JF	L ■ ■ ■ 33	2912.18	3058.69	2984.60	3131.11
<b>29"(737mm)H, 24"/24"(610mm)D</b>							
36"(914mm)	60"(1524mm)	JDAL-3660-JF	L ■ ■ ■ 44	\$2460.92	\$ 2578.15	\$2534.42	\$ 2651.65
	72"(1829mm)	JDAL-3672-JF	L ■ ■ ■ 44	2746.28	2878.15	2819.78	2951.65
48"(1219mm)	60"(1524mm)	JDAL-4860-JF	L ■ ■ ■ 44	\$ 2746.28	\$2878.15	\$ 2819.78	\$ 2951.65
	72"(1829mm)	JDAL-4872-JF	L ■ ■ ■ 44	3031.64	3178.15	3105.14	3251.65
<b>29"(737mm)H, 30"/30"(762mm)D</b>							
48"(1219mm)	60"(1524mm)	JDAL-4860-JF	L ■ ■ ■ 55	\$2865.74	\$2997.61	\$2940.32	\$3072.19
	72"(1829mm)	JDAL-4872-JF	L ■ ■ ■ 55	3151.10	3297.61	3225.68	3372.19

# Extended Corners

## Extended Curved Wrap-Around Corner

Width	Length	Number	① ② ③	Top - HPL A Trim		Top - HPL B Trim		
				A	B	A	B	
<b>End Panel - Wood A</b>								
<b>29"(737mm)H, 18"/18"(457mm)D</b>								
36"(914mm)	60"(1524mm)	JDAL-3660-JF	W	33	\$ 2753.03	\$ 2870.26	\$ 3002.93	\$ 3120.16
	72"(1829mm)	JDAL-3672-JF	W	33	3017.15	3149.02	3267.05	3398.92
48"(1219mm)	60"(1524mm)	JDAL-4860-JF	W	33	\$ 3017.15	\$ 3149.02	\$ 3267.05	\$ 3398.92
	72"(1829mm)	JDAL-4872-JF	W	33	3281.27	3427.78	3531.17	3677.68
<b>29"(737mm)H, 24"/24"(610mm)D</b>								
36"(914mm)	60"(1524mm)	JDAL-3660-JF	W	44	\$ 2864.81	\$ 2982.04	\$ 3117.59	\$ 3234.82
	72"(1829mm)	JDAL-3672-JF	W	44	3128.93	3260.80	3381.71	3513.58
48"(1219mm)	60"(1524mm)	JDAL-4860-JF	W	44	\$ 3128.93	\$ 3260.80	\$ 3381.71	\$ 3513.58
	72"(1829mm)	JDAL-4872-JF	W	44	3393.05	3539.56	3645.83	3792.34
<b>29"(737mm)H, 30"/30"(762mm)D</b>								
48"(1219mm)	60"(1524mm)	JDAL-4860-JF	W	55	\$ 3240.71	\$ 3372.58	\$ 3496.37	\$ 3628.24
	72"(1829mm)	JDAL-4872-JF	W	55	3504.83	3651.34	3760.49	3907.00
<b>End Panel - Wood B</b>								
<b>29"(737mm)H, 18"/18"(457mm)D</b>								
36"(914mm)	60"(1524mm)	JDAL-3660-JF	W	33	\$ 2839.94	\$ 2957.17	\$ 3089.84	\$ 3207.07
	72"(1829mm)	JDAL-3672-JF	W	33	3125.30	3257.17	3375.20	3507.07
48"(1219mm)	60"(1524mm)	JDAL-4860-JF	W	33	\$ 3125.30	\$ 3257.17	\$ 3375.20	\$ 3507.07
	72"(1829mm)	JDAL-4872-JF	W	33	3410.66	3557.17	3660.56	3807.07
<b>29"(737mm)H, 24"/24"(610mm)D</b>								
36"(914mm)	60"(1524mm)	JDAL-3660-JF	W	44	\$ 2959.40	\$ 3076.63	\$ 3212.18	\$ 3329.41
	72"(1829mm)	JDAL-3672-JF	W	44	3244.76	3376.63	3497.54	3629.41
48"(1219mm)	60"(1524mm)	JDAL-4860-JF	W	44	\$ 3244.76	\$ 3376.63	\$ 3497.54	\$ 3629.41
	72"(1829mm)	JDAL-4872-JF	W	44	3530.12	3676.63	3782.90	3929.41
<b>29"(737mm)H, 30"/30"(762mm)D</b>								
48"(1219mm)	60"(1524mm)	JDAL-4860-JF	W	55	\$ 3364.22	\$ 3496.09	\$ 3619.88	\$ 3751.75
	72"(1829mm)	JDAL-4872-JF	W	55	3649.58	3796.09	3905.24	4051.75

# Extended Corners

## Extended Curved Wrap-Around Corner

Width	Length	Number	① ②③	Top - Wood A Trim		Top - Wood B Trim	
				A	B	A	B
<b>End Panel - Steel A</b>							
<b>29"(737mm)H, 18"/18"(457mm)D</b>							
36"(914mm)	60"(1524mm)	JDAW-3660-KF	S ■ ■ ■ 33	\$3405.45	\$3522.68	\$3504.37	\$3621.60
	72"(1829mm)	JDAW-3672-KF	S ■ ■ ■ 33	3669.57	3801.44	3768.49	3900.36
48"(1219mm)	60"(1524mm)	JDAW-4860-KF	S ■ ■ ■ 33	\$3669.57	\$3801.44	\$3768.49	\$3900.36
	72"(1829mm)	JDAW-4872-KF	S ■ ■ ■ 33	3933.69	4080.20	4032.61	4179.12
<b>29"(737mm)H, 24"/24"(610mm)D</b>							
36"(914mm)	60"(1524mm)	JDAW-3660-KF	S ■ ■ ■ 44	\$3517.23	\$3634.46	\$3630.73	\$3747.96
	72"(1829mm)	JDAW-3672-KF	S ■ ■ ■ 44	3781.35	3913.22	3894.85	4026.72
48"(1219mm)	60"(1524mm)	JDAW-4860-KF	S ■ ■ ■ 44	\$3781.35	\$3913.22	\$3894.85	\$4026.72
	72"(1829mm)	JDAW-4872-KF	S ■ ■ ■ 44	4045.47	4191.98	4158.97	4305.48
<b>29"(737mm)H, 30"/30"(762mm)D</b>							
48"(1219mm)	60"(1524mm)	JDAW-4860-KF	S ■ ■ ■ 55	\$3893.13	\$4025.00	\$4021.21	\$4153.08
	72"(1829mm)	JDAW-4872-KF	S ■ ■ ■ 55	4157.25	4303.76	4285.33	4431.84
<b>End Panel - Steel B</b>							
<b>29"(737mm)H, 18"/18"(457mm)D</b>							
36"(914mm)	60"(1524mm)	JDAW-3660-KF	S ■ ■ ■ 33	\$3647.88	\$3765.11	\$3746.80	\$3864.03
	72"(1829mm)	JDAW-3672-KF	S ■ ■ ■ 33	3959.16	4091.03	4058.08	4189.95
48"(1219mm)	60"(1524mm)	JDAW-4860-KF	S ■ ■ ■ 33	\$3959.16	\$4091.03	\$4058.08	\$4189.95
	72"(1829mm)	JDAW-4872-KF	S ■ ■ ■ 33	4270.44	4416.95	4369.36	4515.87
<b>29"(737mm)H, 24"/24"(610mm)D</b>							
36"(914mm)	60"(1524mm)	JDAW-3660-KF	S ■ ■ ■ 44	\$3776.58	\$3893.81	\$3890.08	\$4007.31
	72"(1829mm)	JDAW-3672-KF	S ■ ■ ■ 44	4087.86	4219.73	4201.36	4333.23
48"(1219mm)	60"(1524mm)	JDAW-4860-KF	S ■ ■ ■ 44	\$4087.86	\$4219.73	\$4201.36	\$4333.23
	72"(1829mm)	JDAW-4872-KF	S ■ ■ ■ 44	4399.14	4545.65	4512.64	4659.15
<b>29"(737mm)H, 30"/30"(762mm)D</b>							
48"(1219mm)	60"(1524mm)	JDAW-4860-KF	S ■ ■ ■ 55	\$4216.56	\$4348.43	\$4344.64	\$4476.51
	72"(1829mm)	JDAW-4872-KF	S ■ ■ ■ 55	4527.84	4674.35	4655.92	4802.43

# Extended Corners

## Extended Curved Wrap-Around Corner

Width	Length	Number	① ②③	Top - Wood A Trim		Top - Wood B Trim	
				A	B	A	B
<b>End Panel - HPL A</b>							
<b>29"(737mm)H, 18"/18"(457mm)D</b>							
36"(914mm)	60"(1524mm)	JDAW-3660-KF	L ■ ■ ■ 33	\$3086.55	\$3203.78	\$ 3158.97	\$ 3276.20
	72"(1829mm)	JDAW-3672-KF	L ■ ■ ■ 33	3350.67	3482.54	3423.09	3554.96
48"(1219mm)	60"(1524mm)	JDAW-4860-KF	L ■ ■ ■ 33	\$3350.67	\$3482.54	\$3423.09	\$3554.96
	72"(1829mm)	JDAW-4872-KF	L ■ ■ ■ 33	3614.79	3761.30	3687.21	3833.72
<b>29"(737mm)H, 24"/24"(610mm)D</b>							
36"(914mm)	60"(1524mm)	JDAW-3660-KF	L ■ ■ ■ 44	\$ 3198.33	\$ 3315.56	\$ 3271.83	\$ 3389.06
	72"(1829mm)	JDAW-3672-KF	L ■ ■ ■ 44	3462.45	3594.32	3535.95	3667.82
48"(1219mm)	60"(1524mm)	JDAW-4860-KF	L ■ ■ ■ 44	\$3462.45	\$3594.32	\$3535.95	\$3667.82
	72"(1829mm)	JDAW-4872-KF	L ■ ■ ■ 44	3726.57	3873.08	3800.07	3946.58
<b>29"(737mm)H, 30"/30"(762mm)D</b>							
48"(1219mm)	60"(1524mm)	JDAW-4860-KF	L ■ ■ ■ 55	\$ 3574.23	\$3706.10	\$3648.81	\$3780.68
	72"(1829mm)	JDAW-4872-KF	L ■ ■ ■ 55	3838.35	3984.86	3912.93	4059.44
<b>End Panel - HPL B</b>							
<b>29"(737mm)H, 18"/18"(457mm)D</b>							
36"(914mm)	60"(1524mm)	JDAW-3660-KF	L ■ ■ ■ 33	\$3328.98	\$3446.21	\$ 3401.40	\$ 3518.63
	72"(1829mm)	JDAW-3672-KF	L ■ ■ ■ 33	3640.26	3772.13	3712.68	3844.55
48"(1219mm)	60"(1524mm)	JDAW-4860-KF	L ■ ■ ■ 33	\$3640.26	\$3772.13	\$ 3712.68	\$3844.55
	72"(1829mm)	JDAW-4872-KF	L ■ ■ ■ 33	3951.54	4098.05	4023.96	4170.47
<b>29"(737mm)H, 24"/24"(610mm)D</b>							
36"(914mm)	60"(1524mm)	JDAW-3660-KF	L ■ ■ ■ 44	\$ 3457.68	\$ 3574.91	\$ 3531.18	\$3648.41
	72"(1829mm)	JDAW-3672-KF	L ■ ■ ■ 44	3768.96	3900.83	3842.46	3974.33
48"(1219mm)	60"(1524mm)	JDAW-4860-KF	L ■ ■ ■ 44	\$3768.96	\$3900.83	\$3842.46	\$3974.33
	72"(1829mm)	JDAW-4872-KF	L ■ ■ ■ 44	4080.24	4226.75	4153.74	4300.25
<b>29"(737mm)H, 30"/30"(762mm)D</b>							
48"(1219mm)	60"(1524mm)	JDAW-4860-KF	L ■ ■ ■ 55	\$ 3897.66	\$4029.53	\$3972.24	\$ 4104.11
	72"(1829mm)	JDAW-4872-KF	L ■ ■ ■ 55	4208.94	4355.45	4283.52	4430.03

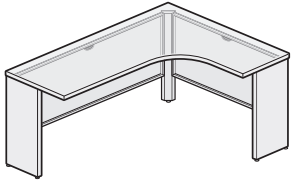
# Extended Corners

## Extended Curved Wrap-Around Corner

Width	Length	Number	① ②③	Top - Wood A Trim		Top - Wood B Trim	
				A	B	A	B
<b>End Panel - Wood A</b>							
<b>29"(737mm)H, 18"/18"(457mm)D</b>							
36"(914mm)	60"(1524mm)	JDAW-3660-KF	W █ █ █ 33	\$ 3585.03	\$ 3702.26	\$ 3834.93	\$ 3952.16
	72"(1829mm)	JDAW-3672-KF	W █ █ █ 33	3849.15	3981.02	4099.05	4230.92
48"(1219mm)	60"(1524mm)	JDAW-4860-KF	W █ █ █ 33	\$ 3849.15	\$ 3981.02	\$ 4099.05	\$ 4230.92
	72"(1829mm)	JDAW-4872-KF	W █ █ █ 33	4113.27	4259.78	4363.17	4509.68
<b>29"(737mm)H, 24"/24"(610mm)D</b>							
36"(914mm)	60"(1524mm)	JDAW-3660-KF	W █ █ █ 44	\$ 3696.81	\$ 3814.04	\$ 3949.59	\$ 4066.82
	72"(1829mm)	JDAW-3672-KF	W █ █ █ 44	3960.93	4092.80	4213.71	4345.58
48"(1219mm)	60"(1524mm)	JDAW-4860-KF	W █ █ █ 44	\$ 3960.93	\$ 4092.80	\$ 4213.71	\$ 4345.58
	72"(1829mm)	JDAW-4872-KF	W █ █ █ 44	4225.05	4371.56	4477.83	4624.34
<b>29"(737mm)H, 30"/30"(762mm)D</b>							
48"(1219mm)	60"(1524mm)	JDAW-4860-KF	W █ █ █ 55	\$ 4072.71	\$ 4204.58	\$ 4328.37	\$ 4460.24
	72"(1829mm)	JDAW-4872-KF	W █ █ █ 55	4336.83	4483.34	4592.49	4739.00
<b>End Panel - Wood B</b>							
<b>29"(737mm)H, 18"/18"(457mm)D</b>							
36"(914mm)	60"(1524mm)	JDAW-3660-KF	W █ █ █ 33	\$ 3827.46	\$ 3944.69	\$ 4077.36	\$ 4194.59
	72"(1829mm)	JDAW-3672-KF	W █ █ █ 33	4138.74	4270.61	4388.64	4520.51
48"(1219mm)	60"(1524mm)	JDAW-4860-KF	W █ █ █ 33	\$ 4138.74	\$ 4270.61	\$ 4388.64	\$ 4520.51
	72"(1829mm)	JDAW-4872-KF	W █ █ █ 33	4450.02	4596.53	4699.92	4846.43
<b>29"(737mm)H, 24"/24"(610mm)D</b>							
36"(914mm)	60"(1524mm)	JDAW-3660-KF	W █ █ █ 44	\$ 3956.16	\$ 4073.39	\$ 4208.94	\$ 4326.17
	72"(1829mm)	JDAW-3672-KF	W █ █ █ 44	4267.44	4399.31	4520.22	4652.09
48"(1219mm)	60"(1524mm)	JDAW-4860-KF	W █ █ █ 44	\$ 4267.44	\$ 4399.31	\$ 4520.22	\$ 4652.09
	72"(1829mm)	JDAW-4872-KF	W █ █ █ 44	4578.72	4725.23	4831.50	4978.01
<b>29"(737mm)H, 30"/30"(762mm)D</b>							
48"(1219mm)	60"(1524mm)	JDAW-4860-KF	W █ █ █ 55	\$ 4396.14	\$ 4528.01	\$ 4651.80	\$ 4783.67
	72"(1829mm)	JDAW-4872-KF	W █ █ █ 55	4707.42	4853.93	4963.08	5109.59

# Extended Transitional Corners

## Extended Transitional Wrap-Around Corner



JDAL-JHLSDS  
JDAL-JHLLDS  
JDAL-JHLWDS  
JDAW-KHLSDS  
JDAW-KHLLDS  
JDAW-KHLWDS  
(Left-Hand)  
Class FM1

### Features

- Includes high-pressure laminate (HPL) or wood veneer top, steel, laminate or wood end panels, steel modesty panels, and hardware for assembly and attachment to adjoining casegood.
- Top has 3mm edgeband on user edge and 1mm edgeband on sides and back.
- Modesty panels are available with or without scallop wireway for cable management; scallop is centered at top of modesty panel.
- Glides provide 1.5" (38mm) adjustment range.
- Field assembled.

### Specification Tips

- Not for use as a stand-alone casegood. Half end panels must be attached to a return or bridge.
- Top has a 6" (152mm) depth difference at each end. Specify adjoining casegoods accordingly.
- Modesty panel height, cable management, and color selections apply to both modesty panels.

### To Order, Specify:

1) Product number, including:

**1 Modesty Panel Height:**

- B** 1/3 Height
- D** 3/4 Height (add **\$97.11** list)
- F** Full Height (add **\$194.22** list)

**2 Modesty Panel Cable Management:**

- N** No Scallop
- S** Scallop

- 2) Laminate or wood color for top.
- 3) Edge trim color for top (HPL only).
- 4) End panel trim, laminate or wood finish.
- 5) End panel edge color (HPL only)
- 6) Modesty panel trim color.

Width	Length	Number	①②	Top - HPL A Trim		Top - HPL B Trim	
				A	B	A	B
<b>Left-Hand Orientation</b>							
<b>End Panel - Steel - Trim A</b>							
<b>29" (737mm)H, 18" (457mm)D Left/24" (610mm)D Right</b>							
36" (914mm)	48" (1219mm)	JDAL-3648-JHLS	34	\$2356.91	\$2459.50	\$2455.83	\$2558.42
<b>29" (737mm)H, 24" (610mm)D Left/18" (457mm)D Right</b>							
36" (914mm)	48" (1219mm)	JDAL-3648-JHLS	43	\$2356.91	\$2459.50	\$2455.83	\$2558.42
<b>29" (737mm)H, 24" (610mm)D Left/30" (762mm)D Right</b>							
36" (914mm)	48" (1219mm)	JDAL-3648-JHLS	45	\$2452.07	\$2554.66	\$2550.99	\$2653.58
<b>End Panel - Steel - Trim B</b>							
<b>29" (737mm)H, 18" (457mm)D Left/24" (610mm)D Right</b>							
36" (914mm)	48" (1219mm)	JDAL-3648-JHLS	34	\$2426.42	\$2529.01	\$2525.34	\$2627.93
<b>29" (737mm)H, 24" (610mm)D Left/18" (457mm)D Right</b>							
36" (914mm)	48" (1219mm)	JDAL-3648-JHLS	43	\$2426.42	\$2529.01	\$2525.34	\$2627.93
<b>29" (737mm)H, 24" (610mm)D Left/30" (762mm)D Right</b>							
36" (914mm)	48" (1219mm)	JDAL-3648-JHLS	45	\$2529.26	\$2631.85	\$2628.18	\$2730.77
<b>Right-Hand Orientation</b>							
<b>End Panel - Steel - Trim A</b>							
<b>29" (737mm)H, 18" (457mm)D Left/24" (610mm)D Right</b>							
36" (914mm)	48" (1219mm)	JDAL-3648-JHRS	34	\$2356.91	\$2459.50	\$2455.83	\$2558.42
<b>29" (737mm)H, 24" (610mm)D Left/18" (457mm)D Right</b>							
36" (914mm)	48" (1219mm)	JDAL-3648-JHRS	43	\$2356.91	\$2459.50	\$2455.83	\$2558.42
<b>29" (737mm)H, 30" (762mm)D Left/24" (610mm)D Right</b>							
36" (914mm)	48" (1219mm)	JDAL-3648-JHRS	54	\$2452.07	\$2554.66	\$2550.99	\$2653.58
<b>End Panel - Steel - Trim B</b>							
<b>29" (737mm)H, 18" (457mm)D Left/24" (610mm)D Right</b>							
36" (914mm)	48" (1219mm)	JDAL-3648-JHRS	34	\$2426.42	\$2529.01	\$2525.34	\$2627.93
<b>29" (737mm)H, 24" (610mm)D Left/18" (457mm)D Right</b>							
36" (914mm)	48" (1219mm)	JDAL-3648-JHRS	43	\$2426.42	\$2529.01	\$2525.34	\$2627.93
<b>29" (737mm)H, 30" (762mm)D Left/24" (610mm)D Right</b>							
36" (914mm)	48" (1219mm)	JDAL-3648-JHRS	54	\$2529.26	\$2631.85	\$2628.18	\$2730.77

# Extended Transitional Corners

## Extended Transitional Wrap-Around Corner

Width	Length	Number	①②	Top - HPL A Trim		Top - HPL B Trim	
				A	B	A	B
<b>Left-Hand Configuration</b>							
<b>End Panel - HPL A</b>							
<b>29"(737mm)H, 18"(457mm)D Left/24"(610mm)D Right</b>							
36"(914mm)	48"(1219mm)	JDAL-3648-JHLL	34	\$2038.01	\$2140.60	\$2110.43	\$2213.02
<b>29"(737mm)H, 24"(610mm)D Left/18"(457mm)D Right</b>							
36"(914mm)	48"(1219mm)	JDAL-3648-JHLL	43	\$2038.01	\$2140.60	\$2110.43	\$2213.02
<b>29"(737mm)H, 24"(610mm)D Left/30"(762mm)D Right</b>							
36"(914mm)	48"(1219mm)	JDAL-3648-JHLL	45	\$2133.17	\$2235.76	\$2205.59	\$2308.18
<b>End Panel - HPL B</b>							
<b>29"(737mm)H, 18"(457mm)D Left/24"(610mm)D Right</b>							
36"(914mm)	48"(1219mm)	JDAL-3648-JHLL	34	\$2107.52	\$2210.11	\$2179.94	\$2282.53
<b>29"(737mm)H, 24"(610mm)D Left/18"(457mm)D Right</b>							
36"(914mm)	48"(1219mm)	JDAL-3648-JHLL	43	\$2107.52	\$2210.11	\$2179.94	\$2282.53
<b>29"(737mm)H, 24"(610mm)D Left/30"(762mm)D Right</b>							
36"(914mm)	48"(1219mm)	JDAL-3648-JHLL	45	\$2210.36	\$2312.95	\$2282.78	\$2385.37
<b>Right-Hand Configuration</b>							
<b>End Panel - HPL A</b>							
<b>29"(737mm)H, 18"(457mm)D Left/24"(610mm)D Right</b>							
36"(914mm)	48"(1219mm)	JDAL-3648-JHRL	34	\$2038.01	\$2140.60	\$2110.43	\$2213.02
<b>29"(737mm)H, 24"(610mm)D Left/18"(457mm)D Right</b>							
36"(914mm)	48"(1219mm)	JDAL-3648-JHRL	43	\$2038.01	\$2140.60	\$2110.43	\$2213.02
<b>29"(737mm)H, 30"(762mm)D Left/24"(610mm)D Right</b>							
36"(914mm)	48"(1219mm)	JDAL-3648-JHRL	54	\$2133.17	\$2235.76	\$2205.59	\$2308.18
<b>End Panel - HPL B</b>							
<b>29"(737mm)H, 18"(457mm)D Left/24"(610mm)D Right</b>							
36"(914mm)	48"(1219mm)	JDAL-3648-JHRL	34	\$2107.52	\$2210.11	\$2179.94	\$2282.53
<b>29"(737mm)H, 24"(610mm)D Left/18"(457mm)D Right</b>							
36"(914mm)	48"(1219mm)	JDAL-3648-JHRL	43	\$2107.52	\$2210.11	\$2179.94	\$2282.53
<b>29"(737mm)H, 30"(762mm)D Left/24"(610mm)D Right</b>							
36"(914mm)	48"(1219mm)	JDAL-3648-JHRL	54	\$2210.36	\$2312.95	\$2282.78	\$2385.37

# Extended Transitional Corners

## Extended Transitional Wrap-Around Corner

Width	Length	Number	①②	Top - HPL A Trim		Top - HPL B Trim	
				A	B	A	B
<b>Left-Hand Configuration</b>							
<b>End Panel - Wood A</b>							
<b>29"(737mm)H, 18"(457mm)D Left/24"(610mm)D Right</b>							
36"(914mm)	48"(1219mm)	JDAL-3648-JHLW	34	\$2536.49	\$2639.08	\$2786.39	\$2888.98
<b>29"(737mm)H, 24"(610mm)D Left/18"(457mm)D Right</b>							
36"(914mm)	48"(1219mm)	JDAL-3648-JHLW	43	\$2536.49	\$2639.08	\$2786.39	\$2888.98
<b>29"(737mm)H, 24"(610mm)D Left/30"(762mm)D Right</b>							
36"(914mm)	48"(1219mm)	JDAL-3648-JHLW	45	\$ 2631.65	\$2734.24	\$ 2881.55	\$2984.14
<b>End Panel - Wood B</b>							
<b>29"(737mm)H, 18"(457mm)D Left/24"(610mm)D Right</b>							
36"(914mm)	48"(1219mm)	JDAL-3648-JHLW	34	\$2606.00	\$2708.59	\$2855.90	\$2958.49
<b>29"(737mm)H, 24"(610mm)D Left /18"(457mm)D Right</b>							
36"(914mm)	48"(1219mm)	JDAL-3648-JHLW	43	\$2606.00	\$2708.59	\$2855.90	\$2958.49
<b>29"(737mm)H, 24"(610mm)D Left /30"(762mm)D Right</b>							
36"(914mm)	48"(1219mm)	JDAL-3648-JHLW	45	\$2708.84	\$ 2811.43	\$2958.74	\$ 3061.33
<b>Right-Hand Configuration</b>							
<b>End Panel - Wood A</b>							
<b>29"(737mm)H, 18"(457mm)D Left/24"(610mm)D Right</b>							
36"(914mm)	48"(1219mm)	JDAL-3648-JHRW	34	\$2536.49	\$2639.08	\$2786.39	\$2888.98
<b>29"(737mm)H, 24"(610mm)D Left/18"(457mm)D Right</b>							
36"(914mm)	48"(1219mm)	JDAL-3648-JHRW	43	\$2536.49	\$2639.08	\$2786.39	\$2888.98
<b>29"(737mm)H, 30"(762mm)D Left/24"(610mm)D Right</b>							
36"(914mm)	48"(1219mm)	JDAL-3648-JHRW	54	\$ 2631.65	\$2734.24	\$ 2881.55	\$2984.14
<b>End Panel - Wood B</b>							
<b>29"(737mm)H, 18"(457mm)D Left/24"(610mm)D Right</b>							
36"(914mm)	48"(1219mm)	JDAL-3648-JHRW	34	\$2606.00	\$2708.59	\$2855.90	\$2958.49
<b>29"(737mm)H, 24"(610mm)D Left /18"(457mm)D Right</b>							
36"(914mm)	48"(1219mm)	JDAL-3648-JHRW	43	\$2606.00	\$2708.59	\$2855.90	\$2958.49
<b>29"(737mm)H, 30"(762mm)D Left /24"(610mm)D Right</b>							
36"(914mm)	48"(1219mm)	JDAL-3648-JHRW	54	\$2708.84	\$ 2811.43	\$2958.74	\$ 3061.33

# Extended Transitional Corners

## Extended Transitional Wrap-Around Corner

Width	Length	Number	①②	Top - Wood A Trim		Top - Wood B Trim	
				A	B	A	B
<b>Left-Hand Orientation</b>							
<b>End Panel - Steel - Trim A</b>							
<b>29"(737mm)H, 18"(457mm)D Left/24"(610mm)D Right</b>							
36"(914mm)	48"(1219mm)	JDAW-3648-KHLS	34	\$ 3188.91	\$ 3291.50	\$ 3287.83	\$3390.42
<b>29"(737mm)H, 24"(610mm)D Left/18"(457mm)D Right</b>							
36"(914mm)	48"(1219mm)	JDAW-3648-KHLS	43	\$ 3188.91	\$ 3291.50	\$ 3287.83	\$3390.42
<b>29"(737mm)H, 24"(610mm)D Left/30"(762mm)D Right</b>							
36"(914mm)	48"(1219mm)	JDAW-3648-KHLS	45	\$3284.07	\$3386.66	\$3382.99	\$3485.58
<b>End Panel - Steel - Trim B</b>							
<b>29"(737mm)H, 18"(457mm)D Left/24"(610mm)D Right</b>							
36"(914mm)	48"(1219mm)	JDAW-3648-KHLS	34	\$3392.64	\$3495.23	\$ 3491.56	\$3594.15
<b>29"(737mm)H, 24"(610mm)D Left /18"(457mm)D Right</b>							
36"(914mm)	48"(1219mm)	JDAW-3648-KHLS	43	\$3392.64	\$3495.23	\$ 3491.56	\$3594.15
<b>29"(737mm)H, 24"(610mm)D Left /30"(762mm)D Right</b>							
36"(914mm)	48"(1219mm)	JDAW-3648-KHLS	45	\$3504.72	\$3607.31	\$3603.64	\$3706.23
<b>Right-Hand Orientation</b>							
<b>End Panel - Steel - Trim A</b>							
<b>29"(737mm)H, 18"(457mm)D Left/24"(610mm)D Right</b>							
36"(914mm)	48"(1219mm)	JDAW-3648-KHRS	34	\$ 3188.91	\$ 3291.50	\$ 3287.83	\$3390.42
<b>29"(737mm)H, 24"(610mm)D Left/18"(457mm)D Right</b>							
36"(914mm)	48"(1219mm)	JDAW-3648-KHRS	43	\$ 3188.91	\$ 3291.50	\$ 3287.83	\$3390.42
<b>29"(737mm)H, 30"(762mm)D Left/24"(610mm)D Right</b>							
36"(914mm)	48"(1219mm)	JDAW-3648-KHRS	54	\$3284.07	\$3386.66	\$3382.99	\$3485.58
<b>End Panel - Steel - Trim B</b>							
<b>29"(737mm)H, 18"(457mm)D Left/24"(610mm)D Right</b>							
36"(914mm)	48"(1219mm)	JDAW-3648-KHRS	34	\$3392.64	\$3495.23	\$ 3491.56	\$3594.15
<b>29"(737mm)H, 24"(610mm)D Left /18"(457mm)D Right</b>							
36"(914mm)	48"(1219mm)	JDAW-3648-KHRS	43	\$3392.64	\$3495.23	\$ 3491.56	\$3594.15
<b>29"(737mm)H, 30"(762mm)D Left /24"(610mm)D Right</b>							
36"(914mm)	48"(1219mm)	JDAW-3648-KHRS	54	\$3504.72	\$3607.31	\$3603.64	\$3706.23

# Extended Transitional Corners

## Extended Transitional Wrap-Around Corner

Width	Length	Number	①②	Top - Wood A Trim		Top - Wood B Trim	
				A	B	A	B
<b>Left-Hand Orientation</b>							
<b>End Panel - HPL A</b>							
<b>29"(737mm)H, 18"(457mm)D Left/24"(610mm)D Right</b>							
36"(914mm)	48"(1219mm)	JDAW-3648-KHLL	34	\$2870.01	\$2972.60	\$2942.43	\$3045.02
<b>29"(737mm)H, 24"(610mm)D Left/18"(457mm)D Right</b>							
36"(914mm)	48"(1219mm)	JDAW-3648-KHLL	43	\$2870.01	\$2972.60	\$2942.43	\$3045.02
<b>29"(737mm)H, 24"(610mm)D Left/30"(762mm)D Right</b>							
36"(914mm)	48"(1219mm)	JDAW-3648-KHLL	45	\$2965.17	\$3067.76	\$3037.59	\$3140.18
<b>End Panel - HPL B</b>							
<b>29"(737mm)H, 18"(457mm)D Left/24"(610mm)D Right</b>							
36"(914mm)	48"(1219mm)	JDAW-3648-KHLL	34	\$3073.74	\$3176.33	\$3146.16	\$3248.75
<b>29"(737mm)H, 24"(610mm)D Left/18"(457mm)D Right</b>							
36"(914mm)	48"(1219mm)	JDAW-3648-KHLL	43	\$3073.74	\$3176.33	\$3146.16	\$3248.75
<b>29"(737mm)H, 24"(610mm)D Left/30"(762mm)D Right</b>							
36"(914mm)	48"(1219mm)	JDAW-3648-KHLL	45	\$3185.82	\$3288.41	\$3258.24	\$3360.83
<b>Right-Hand Orientation</b>							
<b>End Panel - HPL A</b>							
<b>29"(737mm)H, 18"(457mm)D Left/24"(610mm)D Right</b>							
36"(914mm)	48"(1219mm)	JDAW-3648-KHRL	34	\$2870.01	\$2972.60	\$2942.43	\$3045.02
<b>29"(737mm)H, 24"(610mm)D Left/18"(457mm)D Right</b>							
36"(914mm)	48"(1219mm)	JDAW-3648-KHRL	43	\$2870.01	\$2972.60	\$2942.43	\$3045.02
<b>29"(737mm)H, 30"(762mm)D Left/24"(610mm)D Right</b>							
36"(914mm)	48"(1219mm)	JDAW-3648-KHRL	54	\$2965.17	\$3067.76	\$3037.59	\$3140.18
<b>End Panel - HPL B</b>							
<b>29"(737mm)H, 18"(457mm)D Left/24"(610mm)D Right</b>							
36"(914mm)	48"(1219mm)	JDAW-3648-KHRL	34	\$3073.74	\$3176.33	\$3146.16	\$3248.75
<b>29"(737mm)H, 24"(610mm)D Left/18"(457mm)D Right</b>							
36"(914mm)	48"(1219mm)	JDAW-3648-KHRL	43	\$3073.74	\$3176.33	\$3146.16	\$3248.75
<b>29"(737mm)H, 30"(762mm)D Left/24"(610mm)D Right</b>							
36"(914mm)	48"(1219mm)	JDAW-3648-KHRL	54	\$3185.82	\$3288.41	\$3258.24	\$3360.83

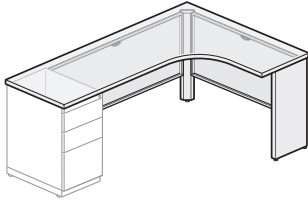
# Extended Transitional Corners

## Extended Transitional Wrap-Around Corner

Width	Length	Number	①②	Top - Wood A Trim		Top - Wood B Trim	
				A	B	A	B
<b>Left-Hand Configuration</b>							
<b>End Panel - Wood A</b>							
<b>29"(737mm)H, 18"(457mm)D Left/24"(610mm)D Right</b>							
36"(914mm)	48"(1219mm)	JDAW-3648-KHLW	34	\$3368.49	\$ 3471.08	\$ 3618.39	\$ 3720.98
<b>29"(737mm)H, 24"(610mm)D Left/18"(457mm)D Right</b>							
36"(914mm)	48"(1219mm)	JDAW-3648-KHLW	43	\$3368.49	\$ 3471.08	\$ 3618.39	\$ 3720.98
<b>29"(737mm)H, 24"(610mm)D Left/30"(762mm)D Right</b>							
36"(914mm)	48"(1219mm)	JDAW-3648-KHLW	45	\$3463.65	\$3566.24	\$ 3713.55	\$ 3816.14
<b>End Panel - Wood B</b>							
<b>29"(737mm)H, 18"(457mm)D Left/24"(610mm)D Right</b>							
36"(914mm)	48"(1219mm)	JDAW-3648-KHLW	34	\$3572.22	\$3674.81	\$3822.12	\$3924.71
<b>29"(737mm)H, 24"(610mm)D Left /18"(457mm)D Right</b>							
36"(914mm)	48"(1219mm)	JDAW-3648-KHLW	43	\$3572.22	\$3674.81	\$3822.12	\$3924.71
<b>29"(737mm)H, 24"(610mm)D Left /30"(762mm)D Right</b>							
36"(914mm)	48"(1219mm)	JDAW-3648-KHLW	45	\$3684.30	\$3786.89	\$3934.20	\$4036.79
<b>Right-Hand Configuration</b>							
<b>End Panel - Wood A</b>							
<b>29"(737mm)H, 18"(457mm)D Left/24"(610mm)D Right</b>							
36"(914mm)	48"(1219mm)	JDAW-3648-KHRW	34	\$3368.49	\$ 3471.08	\$ 3618.39	\$ 3720.98
<b>29"(737mm)H, 24"(610mm)D Left/18"(457mm)D Right</b>							
36"(914mm)	48"(1219mm)	JDAW-3648-KHRW	43	\$3368.49	\$ 3471.08	\$ 3618.39	\$ 3720.98
<b>29"(737mm)H, 30"(762mm)D Left/24"(610mm)D Right</b>							
36"(914mm)	48"(1219mm)	JDAW-3648-KHRW	54	\$3463.65	\$3566.24	\$ 3713.55	\$ 3816.14
<b>End Panel - Wood B</b>							
<b>29"(737mm)H, 18"(457mm)D Left/24"(610mm)D Right</b>							
36"(914mm)	48"(1219mm)	JDAW-3648-KHRW	34	\$3572.22	\$3674.81	\$3822.12	\$3924.71
<b>29"(737mm)H, 24"(610mm)D Left /18"(457mm)D Right</b>							
36"(914mm)	48"(1219mm)	JDAW-3648-KHRW	43	\$3572.22	\$3674.81	\$3822.12	\$3924.71
<b>29"(737mm)H, 30"(762mm)D Left /24"(610mm)D Right</b>							
36"(914mm)	48"(1219mm)	JDAW-3648-KHRW	54	\$3684.30	\$3786.89	\$3934.20	\$4036.79

# Extended Transitional Corners

## Pedestal-Supported Extended Transitional Wrap-Around Corner



JDAL-JALS DS  
 JDAL-JALL DS  
 JDAL-JALW DS  
 JDAL-KALS DS  
 JDAL-KALL DS  
 JDAL-KALW DS  
 (Left-Hand)  
 Class FM1

### Features

- Includes high-pressure laminate (HPL) or wood veneer top, steel, laminate or wood end panel, steel modesty panels, and hardware for assembly and attachment to adjoining casegood. (Desk pedestal not included.)
- Top has 3mm edgeband on user edge and 1mm edgeband on sides and back.
- Modesty panels are available with or without scallop wireway for cable management; scallop is centered at top of modesty panel.
- Glides provide 1"(25mm) adjustment range.
- Field assembled.

### Specification Tips

- One X Series desk pedestal must be specified separately; nominal depth of desk pedestal must match nominal depth of corner top.
- Not for use as a stand-alone casegood. Half end panel must be attached to a return or bridge.
- Top has a 6"(152mm) depth difference at each end. Specify adjoining casegoods accordingly.
- Modesty panel height, cable management, and color selections apply to both modesty panels.

### To Order, Specify:

1) Product number, including:

**1 Modesty Panel Height:**

- B** 1/3 Height
- D** 3/4 Height (add **\$97.11** list)
- F** Full Height (add **\$194.22** list)

**2 Modesty Panel Cable Management:**

- N** No Scallop
- S** Scallop

- 2) Laminate or wood color for top.
- 3) Edge trim color for top (HPL only).
- 4) End panel trim, laminate or wood finish.
- 5) End panel edge color (HPL only)
- 6) Modesty panel trim color.

Width	Length	Number	①②	Top - HPL A Trim		Top - HPL B Trim	
				A	B	A	B
<b>Left-Hand Configuration</b>							
<b>End Panel - Steel - Trim A</b>							
<b>29"(737mm)H, 18"(457mm)D Left/24"(610mm)D Right</b>							
36"(914mm)	60"(1524mm)	JDAL-3660-JALS	34	\$2008.94	\$ 2126.17	\$2058.40	\$ 2175.63
	72"(1829mm)	JDAL-3672-JALS	34	2273.06	2404.93	2322.52	2454.39
48"(1219mm)	60"(1524mm)	JDAL-4860-JALS	34	\$ 2273.06	\$2404.93	\$2322.52	\$2454.39
	72"(1829mm)	JDAL-4872-JALS	34	2537.18	2683.69	2586.64	2733.15
<b>29"(737mm)H, 24"(610mm)D Left/18"(457mm)D Right</b>							
36"(914mm)	60"(1524mm)	JDAL-3660-JALS	43	\$2008.94	\$ 2126.17	\$2058.40	\$ 2175.63
	72"(1829mm)	JDAL-3672-JALS	43	2273.06	2404.93	2322.52	2454.39
48"(1219mm)	60"(1524mm)	JDAL-4860-JALS	43	\$ 2273.06	\$2404.93	\$2322.52	\$2454.39
	72"(1829mm)	JDAL-4872-JALS	43	2537.18	2683.69	2586.64	2733.15
<b>29"(737mm)H, 24"(610mm)D Left/30"(762mm)D Right</b>							
36"(914mm)	60"(1524mm)	JDAL-3660-JALS	45	\$ 2104.10	\$ 2221.33	\$ 2153.56	\$ 2270.79
	72"(1829mm)	JDAL-3672-JALS	45	2368.22	2500.09	2417.68	2549.55
48"(1219mm)	60"(1524mm)	JDAL-4860-JALS	45	\$2368.22	\$2500.09	\$ 2417.68	\$2549.55
	72"(1829mm)	JDAL-4872-JALS	45	2632.34	2778.85	2681.80	2828.31
<b>29"(737mm)H, 30"(762mm)D Left/24"(610mm)D Right</b>							
48"(1219mm)	60"(1524mm)	JDAL-4860-JALS	54	\$2368.22	\$2500.09	\$ 2417.68	\$2549.55
	72"(1829mm)	JDAL-4872-JALS	54	2632.34	2778.85	2681.80	2828.31
<b>End Panel - Steel - Trim B</b>							
<b>29"(737mm)H, 18"(457mm)D Left/24"(610mm)D Right</b>							
36"(914mm)	60"(1524mm)	JDAL-3660-JALS	34	\$2099.69	\$ 2216.92	\$ 2149.15	\$2266.38
	72"(1829mm)	JDAL-3672-JALS	34	2385.05	2516.92	2434.51	2566.38
48"(1219mm)	60"(1524mm)	JDAL-4860-JALS	34	\$2385.05	\$ 2516.92	\$2434.51	\$2566.38
	72"(1829mm)	JDAL-4872-JALS	34	2670.41	2816.92	2719.87	2866.38
<b>29"(737mm)H, 24"(610mm)D Left/18"(457mm)D Right</b>							
36"(914mm)	60"(1524mm)	JDAL-3660-JALS	43	\$2099.69	\$ 2216.92	\$ 2149.15	\$2266.38
	72"(1829mm)	JDAL-3672-JALS	43	2385.05	2516.92	2434.51	2566.38
48"(1219mm)	60"(1524mm)	JDAL-4860-JALS	43	\$2385.05	\$ 2516.92	\$2434.51	\$2566.38
	72"(1829mm)	JDAL-4872-JALS	43	2670.41	2816.92	2719.87	2866.38
<b>29"(737mm)H, 24"(610mm)D Left/30"(762mm)D Right</b>							
36"(914mm)	60"(1524mm)	JDAL-3660-JALS	45	\$2202.53	\$ 2319.76	\$ 2251.99	\$2369.22
	72"(1829mm)	JDAL-3672-JALS	45	2487.89	2619.76	2537.35	2669.22
48"(1219mm)	60"(1524mm)	JDAL-4860-JALS	45	\$ 2487.89	\$ 2619.76	\$ 2537.35	\$2669.22
	72"(1829mm)	JDAL-4872-JALS	45	2773.25	2919.76	2822.71	2969.22
<b>29"(737mm)H, 30"(762mm)D Left/24"(610mm)D Right</b>							
48"(1219mm)	60"(1524mm)	JDAL-4860-JALS	54	\$ 2487.89	\$ 2619.76	\$ 2537.35	\$2669.22
	72"(1829mm)	JDAL-4872-JALS	54	2773.25	2919.76	2822.71	2969.22

# Extended Transitional Corners

## Pedestal-Supported Extended Transitional Wrap-Around Corner

Width	Length	Number	①②	Top - HPL A Trim		Top - HPL B Trim	
				A	B	A	B
<b>Right-Hand Configuration</b>							
<b>End Panel - Steel - Trim A</b>							
<b>29"(737mm)H, 18"(457mm)D Left/24"(610mm)D Right</b>							
36"(914mm)	60"(1524mm)	JDAL-3660-JARS	34	\$2008.94	\$ 2126.17	\$2058.40	\$ 2175.63
	72"(1829mm)	JDAL-3672-JARS	34	2273.06	2404.93	2322.52	2454.39
48"(1219mm)	60"(1524mm)	JDAL-4860-JARS	34	\$ 2273.06	\$2404.93	\$2322.52	\$2454.39
	72"(1829mm)	JDAL-4872-JARS	34	2537.18	2683.69	2586.64	2733.15
<b>29"(737mm)H, 24"(610mm)D Left/18"(457mm)D Right</b>							
36"(914mm)	60"(1524mm)	JDAL-3660-JARS	43	\$2008.94	\$ 2126.17	\$2058.40	\$ 2175.63
	72"(1829mm)	JDAL-3672-JARS	43	2273.06	2404.93	2322.52	2454.39
48"(1219mm)	60"(1524mm)	JDAL-4860-JARS	43	\$ 2273.06	\$2404.93	\$2322.52	\$2454.39
	72"(1829mm)	JDAL-4872-JARS	43	2537.18	2683.69	2586.64	2733.15
<b>29"(737mm)H, 24"(610mm)D Left/30"(762mm)D Right</b>							
48"(1219mm)	60"(1524mm)	JDAL-4860-JARS	45	\$2368.22	\$2500.09	\$ 2417.68	\$2549.55
	72"(1829mm)	JDAL-4872-JARS	45	2632.34	2778.85	2681.80	2828.31
<b>29"(737mm)H, 30"(762mm)D Left/24"(610mm)D Right</b>							
36"(914mm)	60"(1524mm)	JDAL-3660-JARS	54	\$ 2104.10	\$ 2221.33	\$ 2153.56	\$2270.79
	72"(1829mm)	JDAL-3672-JARS	54	2368.22	2500.09	2417.68	2549.55
48"(1219mm)	60"(1524mm)	JDAL-4860-JARS	54	\$2368.22	\$2500.09	\$ 2417.68	\$2549.55
	72"(1829mm)	JDAL-4872-JARS	54	2632.34	2778.85	2681.80	2828.31
<b>End Panel - Steel - Trim B</b>							
<b>29"(737mm)H, 18"(457mm)D Left/24"(610mm)D Right</b>							
36"(914mm)	60"(1524mm)	JDAL-3660-JARS	34	\$2099.69	\$ 2216.92	\$ 2149.15	\$2266.38
	72"(1829mm)	JDAL-3672-JARS	34	2385.05	2516.92	2434.51	2566.38
48"(1219mm)	60"(1524mm)	JDAL-4860-JARS	34	\$2385.05	\$ 2516.92	\$2434.51	\$2566.38
	72"(1829mm)	JDAL-4872-JARS	34	2670.41	2816.92	2719.87	2866.38
<b>29"(737mm)H, 24"(610mm)D Left/18"(457mm)D Right</b>							
36"(914mm)	60"(1524mm)	JDAL-3660-JARS	43	\$2099.69	\$ 2216.92	\$ 2149.15	\$2266.38
	72"(1829mm)	JDAL-3672-JARS	43	2385.05	2516.92	2434.51	2566.38
48"(1219mm)	60"(1524mm)	JDAL-4860-JARS	43	\$2385.05	\$ 2516.92	\$2434.51	\$2566.38
	72"(1829mm)	JDAL-4872-JARS	43	2670.41	2816.92	2719.87	2866.38
<b>29"(737mm)H, 24"(610mm)D Left/30"(762mm)D Right</b>							
48"(1219mm)	60"(1524mm)	JDAL-4860-JARS	45	\$ 2487.89	\$ 2619.76	\$ 2537.35	\$2669.22
	72"(1829mm)	JDAL-4872-JARS	45	2773.25	2919.76	2822.71	2969.22
<b>29"(737mm)H, 30"(762mm)D Left/24"(610mm)D Right</b>							
36"(914mm)	60"(1524mm)	JDAL-3660-JARS	54	\$2202.53	\$ 2319.76	\$ 2251.99	\$2369.22
	72"(1829mm)	JDAL-3672-JARS	54	2487.89	2619.76	2537.35	2669.22
48"(1219mm)	60"(1524mm)	JDAL-4860-JARS	54	\$ 2487.89	\$ 2619.76	\$ 2537.35	\$2669.22
	72"(1829mm)	JDAL-4872-JARS	54	2773.25	2919.76	2822.71	2969.22

# Extended Transitional Corners

## Pedestal-Supported Extended Transitional Wrap-Around Corner

Width	Length	Number	①②	Top - HPL A Trim		Top - HPL B Trim	
				A	B	A	B
<b>Left-Hand Configuration</b>							
<b>End Panel - HPL A</b>							
<b>29"(737mm)H, 18"(457mm)D Left/24"(610mm)D Right</b>							
36"(914mm)	60"(1524mm)	JDAL-3660-JALL	34	\$ 1849.49	\$ 1966.72	\$ 1885.70	\$ 2002.93
	72"(1829mm)	JDAL-3672-JALL	34	2113.61	2245.48	2149.82	2281.69
48"(1219mm)	60"(1524mm)	JDAL-4860-JALL	34	\$ 2113.61	\$ 2245.48	\$ 2149.82	\$ 2281.69
	72"(1829mm)	JDAL-4872-JALL	34	2377.73	2524.24	2413.94	2560.45
<b>29"(737mm)H, 24"(610mm)D Left/18"(457mm)D Right</b>							
36"(914mm)	60"(1524mm)	JDAL-3660-JALL	43	\$ 1849.49	\$ 1966.72	\$ 1885.70	\$ 2002.93
	72"(1829mm)	JDAL-3672-JALL	43	2113.61	2245.48	2149.82	2281.69
48"(1219mm)	60"(1524mm)	JDAL-4860-JALL	43	\$ 2113.61	\$ 2245.48	\$ 2149.82	\$ 2281.69
	72"(1829mm)	JDAL-4872-JALL	43	2377.73	2524.24	2413.94	2560.45
<b>29"(737mm)H, 24"(610mm)D Left/30"(762mm)D Right</b>							
36"(914mm)	60"(1524mm)	JDAL-3660-JALL	45	\$ 1944.65	\$ 2061.88	\$ 1980.86	\$ 2098.09
	72"(1829mm)	JDAL-3672-JALL	45	2208.77	2340.64	2244.98	2376.85
48"(1219mm)	60"(1524mm)	JDAL-4860-JALL	45	\$ 2208.77	\$ 2340.64	\$ 2244.98	\$ 2376.85
	72"(1829mm)	JDAL-4872-JALL	45	2472.89	2619.40	2509.10	2655.61
<b>29"(737mm)H, 30"(762mm)D Left/24"(610mm)D Right</b>							
48"(1219mm)	60"(1524mm)	JDAL-4860-JALL	54	\$ 2208.77	\$ 2340.64	\$ 2244.98	\$ 2376.85
	72"(1829mm)	JDAL-4872-JALL	54	2472.89	2619.40	2509.10	2655.61
<b>End Panel - HPL B</b>							
<b>29"(737mm)H, 18"(457mm)D Left/24"(610mm)D Right</b>							
36"(914mm)	60"(1524mm)	JDAL-3660-JALL	34	\$ 1940.24	\$ 2057.47	\$ 1976.45	\$ 2093.68
	72"(1829mm)	JDAL-3672-JALL	34	2225.60	2357.47	2261.81	2393.68
48"(1219mm)	60"(1524mm)	JDAL-4860-JALL	34	\$ 2225.60	\$ 2357.47	\$ 2261.81	\$ 2393.68
	72"(1829mm)	JDAL-4872-JALL	34	2510.96	2657.47	2547.17	2693.68
<b>29"(737mm)H, 24"(610mm)D Left/18"(457mm)D Right</b>							
36"(914mm)	60"(1524mm)	JDAL-3660-JALL	43	\$ 1940.24	\$ 2057.47	\$ 1976.45	\$ 2093.68
	72"(1829mm)	JDAL-3672-JALL	43	2225.60	2357.47	2261.81	2393.68
48"(1219mm)	60"(1524mm)	JDAL-4860-JALL	43	\$ 2225.60	\$ 2357.47	\$ 2261.81	\$ 2393.68
	72"(1829mm)	JDAL-4872-JALL	43	2510.96	2657.47	2547.17	2693.68
<b>29"(737mm)H, 24"(610mm)D Left/30"(762mm)D Right</b>							
36"(914mm)	60"(1524mm)	JDAL-3660-JALL	45	\$ 2043.08	\$ 2160.31	\$ 2079.29	\$ 2196.52
	72"(1829mm)	JDAL-3672-JALL	45	2328.44	2460.31	2364.65	2496.52
48"(1219mm)	60"(1524mm)	JDAL-4860-JALL	45	\$ 2328.44	\$ 2460.31	\$ 2364.65	\$ 2496.52
	72"(1829mm)	JDAL-4872-JALL	45	2613.80	2760.31	2650.01	2796.52
<b>29"(737mm)H, 30"(762mm)D Left/24"(610mm)D Right</b>							
48"(1219mm)	60"(1524mm)	JDAL-4860-JALL	54	\$ 2328.44	\$ 2460.31	\$ 2364.65	\$ 2496.52
	72"(1829mm)	JDAL-4872-JALL	54	2613.80	2760.31	2650.01	2796.52

# Extended Transitional Corners

## Pedestal-Supported Extended Transitional Wrap-Around Corner

Width	Length	Number	①②	Top - HPL A Trim		Top - HPL B Trim	
				A	B	A	B
<b>Right-Hand Configuration</b>							
<b>End Panel - HPL A</b>							
<b>29"(737mm)H, 18"(457mm)D Left/24"(610mm)D Right</b>							
36"(914mm)	60"(1524mm)	JDAL-3660-JARL	34	\$ 1849.49	\$ 1966.72	\$ 1885.70	\$ 2002.93
	72"(1829mm)	JDAL-3672-JARL	34	2113.61	2245.48	2149.82	2281.69
48"(1219mm)	60"(1524mm)	JDAL-4860-JARL	34	\$ 2113.61	\$ 2245.48	\$ 2149.82	\$ 2281.69
	72"(1829mm)	JDAL-4872-JARL	34	2377.73	2524.24	2413.94	2560.45
<b>29"(737mm)H, 24"(610mm)D Left/18"(457mm)D Right</b>							
36"(914mm)	60"(1524mm)	JDAL-3660-JARL	43	\$ 1849.49	\$ 1966.72	\$ 1885.70	\$ 2002.93
	72"(1829mm)	JDAL-3672-JARL	43	2113.61	2245.48	2149.82	2281.69
48"(1219mm)	60"(1524mm)	JDAL-4860-JARL	43	\$ 2113.61	\$ 2245.48	\$ 2149.82	\$ 2281.69
	72"(1829mm)	JDAL-4872-JARL	43	2377.73	2524.24	2413.94	2560.45
<b>29"(737mm)H, 24"(610mm)D Left/30"(762mm)D Right</b>							
48"(1219mm)	60"(1524mm)	JDAL-4860-JARL	45	\$ 2208.77	\$ 2340.64	\$ 2244.98	\$ 2376.85
	72"(1829mm)	JDAL-4872-JARL	45	2472.89	2619.40	2509.10	2655.61
<b>29"(737mm)H, 30"(762mm)D Left/24"(610mm)D Right</b>							
36"(914mm)	60"(1524mm)	JDAL-3660-JARL	54	\$ 1944.65	\$ 2061.88	\$ 1980.86	\$ 2098.09
	72"(1829mm)	JDAL-3672-JARL	54	2208.77	2340.64	2244.98	2376.85
48"(1219mm)	60"(1524mm)	JDAL-4860-JARL	54	\$ 2208.77	\$ 2340.64	\$ 2244.98	\$ 2376.85
	72"(1829mm)	JDAL-4872-JARL	54	2472.89	2619.40	2509.10	2655.61
<b>End Panel - HPL B</b>							
<b>29"(737mm)H, 18"(457mm)D Left/24"(610mm)D Right</b>							
36"(914mm)	60"(1524mm)	JDAL-3660-JARL	34	\$ 1940.24	\$ 2057.47	\$ 1976.45	\$ 2093.68
	72"(1829mm)	JDAL-3672-JARL	34	2225.60	2357.47	2261.81	2393.68
48"(1219mm)	60"(1524mm)	JDAL-4860-JARL	34	\$ 2225.60	\$ 2357.47	\$ 2261.81	\$ 2393.68
	72"(1829mm)	JDAL-4872-JARL	34	2510.96	2657.47	2547.17	2693.68
<b>29"(737mm)H, 24"(610mm)D Left/18"(457mm)D Right</b>							
36"(914mm)	60"(1524mm)	JDAL-3660-JARL	43	\$ 1940.24	\$ 2057.47	\$ 1976.45	\$ 2093.68
	72"(1829mm)	JDAL-3672-JARL	43	2225.60	2357.47	2261.81	2393.68
48"(1219mm)	60"(1524mm)	JDAL-4860-JARL	43	\$ 2225.60	\$ 2357.47	\$ 2261.81	\$ 2393.68
	72"(1829mm)	JDAL-4872-JARL	43	2510.96	2657.47	2547.17	2693.68
<b>29"(737mm)H, 24"(610mm)D Left/30"(762mm)D Right</b>							
48"(1219mm)	60"(1524mm)	JDAL-4860-JARL	45	\$ 2328.44	\$ 2460.31	\$ 2364.65	\$ 2496.52
	72"(1829mm)	JDAL-4872-JARL	45	2613.80	2760.31	2650.01	2796.52
<b>29"(737mm)H, 30"(762mm)D Left/24"(610mm)D Right</b>							
36"(914mm)	60"(1524mm)	JDAL-3660-JARL	54	\$ 2043.08	\$ 2160.31	\$ 2079.29	\$ 2196.52
	72"(1829mm)	JDAL-3672-JARL	54	2328.44	2460.31	2364.65	2496.52
48"(1219mm)	60"(1524mm)	JDAL-4860-JARL	54	\$ 2328.44	\$ 2460.31	\$ 2364.65	\$ 2496.52
	72"(1829mm)	JDAL-4872-JARL	54	2613.80	2760.31	2650.01	2796.52

# Extended Transitional Corners

## Pedestal-Supported Extended Transitional Wrap-Around Corner

Width	Length	Number	①②	Top - HPL A Trim		Top - HPL B Trim	
				A	B	A	B
<b>Left-Hand Configuration</b>							
<b>End Panel - Wood A</b>							
<b>29"(737mm)H, 18"(457mm)D Left/24"(610mm)D Right</b>							
36"(914mm)	60"(1524mm)	JDAL-3660-JALW	34	\$2098.73	\$ 2215.96	\$2223.68	\$2340.91
	72"(1829mm)	JDAL-3672-JALW	34	2362.85	2494.72	2487.80	2619.67
48"(1219mm)	60"(1524mm)	JDAL-4860-JALW	34	\$2362.85	\$2494.72	\$2487.80	\$ 2619.67
	72"(1829mm)	JDAL-4872-JALW	34	2626.97	2773.48	2751.92	2898.43
<b>29"(737mm)H, 24"(610mm)D Left/18"(457mm)D Right</b>							
36"(914mm)	60"(1524mm)	JDAL-3660-JALW	43	\$2098.73	\$ 2215.96	\$2223.68	\$2340.91
	72"(1829mm)	JDAL-3672-JALW	43	2362.85	2494.72	2487.80	2619.67
48"(1219mm)	60"(1524mm)	JDAL-4860-JALW	43	\$2362.85	\$2494.72	\$2487.80	\$ 2619.67
	72"(1829mm)	JDAL-4872-JALW	43	2626.97	2773.48	2751.92	2898.43
<b>29"(737mm)H, 24"(610mm)D Left/30"(762mm)D Right</b>							
36"(914mm)	60"(1524mm)	JDAL-3660-JALW	45	\$ 2193.89	\$ 2311.12	\$ 2318.84	\$2436.07
	72"(1829mm)	JDAL-3672-JALW	45	2458.01	2589.88	2582.96	2714.83
48"(1219mm)	60"(1524mm)	JDAL-4860-JALW	45	\$2458.01	\$2589.88	\$2582.96	\$ 2714.83
	72"(1829mm)	JDAL-4872-JALW	45	2722.13	2868.64	2847.08	2993.59
<b>29"(737mm)H, 30"(762mm)D Left/24"(610mm)D Right</b>							
48"(1219mm)	60"(1524mm)	JDAL-4860-JALW	54	\$2458.01	\$2589.88	\$2582.96	\$ 2714.83
	72"(1829mm)	JDAL-4872-JALW	54	2722.13	2868.64	2847.08	2993.59
<b>End Panel - Wood B</b>							
<b>29"(737mm)H, 18"(457mm)D Left/24"(610mm)D Right</b>							
36"(914mm)	60"(1524mm)	JDAL-3660-JALW	34	\$ 2189.48	\$2306.71	\$ 2314.43	\$ 2431.66
	72"(1829mm)	JDAL-3672-JALW	34	2474.84	2606.71	2599.79	2731.66
48"(1219mm)	60"(1524mm)	JDAL-4860-JALW	34	\$ 2474.84	\$2606.71	\$2599.79	\$ 2731.66
	72"(1829mm)	JDAL-4872-JALW	34	2760.20	2906.71	2885.15	3031.66
<b>29"(737mm)H, 24"(610mm)D Left/18"(457mm)D Right</b>							
36"(914mm)	60"(1524mm)	JDAL-3660-JALW	43	\$ 2189.48	\$2306.71	\$ 2314.43	\$ 2431.66
	72"(1829mm)	JDAL-3672-JALW	43	2474.84	2606.71	2599.79	2731.66
48"(1219mm)	60"(1524mm)	JDAL-4860-JALW	43	\$ 2474.84	\$2606.71	\$2599.79	\$ 2731.66
	72"(1829mm)	JDAL-4872-JALW	43	2760.20	2906.71	2885.15	3031.66
<b>29"(737mm)H, 24"(610mm)D Left/30"(762mm)D Right</b>							
36"(914mm)	60"(1524mm)	JDAL-3660-JALW	45	\$2292.32	\$2409.55	\$ 2417.27	\$2534.50
	72"(1829mm)	JDAL-3672-JALW	45	2577.68	2709.55	2702.63	2834.50
48"(1219mm)	60"(1524mm)	JDAL-4860-JALW	45	\$ 2577.68	\$2709.55	\$2702.63	\$2834.50
	72"(1829mm)	JDAL-4872-JALW	45	2863.04	3009.55	2987.99	3134.50
<b>29"(737mm)H, 30"(762mm)D Left/24"(610mm)D Right</b>							
48"(1219mm)	60"(1524mm)	JDAL-4860-JALW	54	\$ 2577.68	\$2709.55	\$2702.63	\$2834.50
	72"(1829mm)	JDAL-4872-JALW	54	2863.04	3009.55	2987.99	3134.50

# Extended Transitional Corners

## Pedestal-Supported Extended Transitional Wrap-Around Corner

Width	Length	Number	①②	Top - HPL A Trim		Top - HPL B Trim	
				A	B	A	B
<b>Right-Hand Configuration</b>							
<b>End Panel - Wood A</b>							
<b>29"(737mm)H, 18"(457mm)D Left/24"(610mm)D Right</b>							
36"(914mm)	60"(1524mm)	JDAL-3660-JARW	34	\$2098.73	\$ 2215.96	\$2223.68	\$2340.91
	72"(1829mm)	JDAL-3672-JARW	34	2362.85	2494.72	2487.80	2619.67
48"(1219mm)	60"(1524mm)	JDAL-4860-JARW	34	\$2362.85	\$2494.72	\$2487.80	\$ 2619.67
	72"(1829mm)	JDAL-4872-JARW	34	2626.97	2773.48	2751.92	2898.43
<b>29"(737mm)H, 24"(610mm)D Left/18"(457mm)D Right</b>							
36"(914mm)	60"(1524mm)	JDAL-3660-JARW	43	\$2098.73	\$ 2215.96	\$2223.68	\$2340.91
	72"(1829mm)	JDAL-3672-JARW	43	2362.85	2494.72	2487.80	2619.67
48"(1219mm)	60"(1524mm)	JDAL-4860-JARW	43	\$2362.85	\$2494.72	\$2487.80	\$ 2619.67
	72"(1829mm)	JDAL-4872-JARW	43	2626.97	2773.48	2751.92	2898.43
<b>29"(737mm)H, 24"(610mm)D Left/30"(762mm)D Right</b>							
48"(1219mm)	60"(1524mm)	JDAL-4860-JARW	45	\$2458.01	\$2589.88	\$2582.96	\$ 2714.83
	72"(1829mm)	JDAL-4872-JARW	45	2722.13	2868.64	2847.08	2993.59
<b>29"(737mm)H, 30"(762mm)D Left/24"(610mm)D Right</b>							
36"(914mm)	60"(1524mm)	JDAL-3660-JARW	54	\$ 2193.89	\$ 2311.12	\$ 2318.84	\$2436.07
	72"(1829mm)	JDAL-3672-JARW	54	2458.01	2589.88	2582.96	2714.83
48"(1219mm)	60"(1524mm)	JDAL-4860-JARW	54	\$2458.01	\$2589.88	\$2582.96	\$ 2714.83
	72"(1829mm)	JDAL-4872-JARW	54	2722.13	2868.64	2847.08	2993.59
<b>End Panel - Wood B</b>							
<b>29"(737mm)H, 18"(457mm)D Left/24"(610mm)D Right</b>							
36"(914mm)	60"(1524mm)	JDAL-3660-JARW	34	\$ 2189.48	\$2306.71	\$ 2314.43	\$ 2431.66
	72"(1829mm)	JDAL-3672-JARW	34	2474.84	2606.71	2599.79	2731.66
48"(1219mm)	60"(1524mm)	JDAL-4860-JARW	34	\$ 2474.84	\$2606.71	\$2599.79	\$ 2731.66
	72"(1829mm)	JDAL-4872-JARW	34	2760.20	2906.71	2885.15	3031.66
<b>29"(737mm)H, 24"(610mm)D Left/18"(457mm)D Right</b>							
36"(914mm)	60"(1524mm)	JDAL-3660-JARW	43	\$ 2189.48	\$2306.71	\$ 2314.43	\$ 2431.66
	72"(1829mm)	JDAL-3672-JARW	43	2474.84	2606.71	2599.79	2731.66
48"(1219mm)	60"(1524mm)	JDAL-4860-JARW	43	\$ 2474.84	\$2606.71	\$2599.79	\$ 2731.66
	72"(1829mm)	JDAL-4872-JARW	43	2760.20	2906.71	2885.15	3031.66
<b>29"(737mm)H, 24"(610mm)D Left/30"(762mm)D Right</b>							
48"(1219mm)	60"(1524mm)	JDAL-4860-JARW	45	\$ 2577.68	\$2709.55	\$2702.63	\$2834.50
	72"(1829mm)	JDAL-4872-JARW	45	2863.04	3009.55	2987.99	3134.50
<b>29"(737mm)H, 30"(762mm)D Left/24"(610mm)D Right</b>							
36"(914mm)	60"(1524mm)	JDAL-3660-JARW	54	\$2292.32	\$2409.55	\$ 2417.27	\$2534.50
	72"(1829mm)	JDAL-3672-JARW	54	2577.68	2709.55	2702.63	2834.50
48"(1219mm)	60"(1524mm)	JDAL-4860-JARW	54	\$ 2577.68	\$2709.55	\$2702.63	\$2834.50
	72"(1829mm)	JDAL-4872-JARW	54	2863.04	3009.55	2987.99	3134.50

# Extended Transitional Corners

## Pedestal-Supported Extended Transitional Wrap-Around Corner

Width	Length	Number	①②	Top - Wood A Trim		Top - Wood B Trim	
				A	B	A	B
<b>Left-Hand Configuration</b>							
<b>End Panel - Steel - Trim A</b>							
<b>29"(737mm)H, 18"(457mm)D Left/24"(610mm)D Right</b>							
36"(914mm)	60"(1524mm)	JDAW-3660-KALS	34	\$2840.94	\$2958.17	\$2890.40	\$3007.63
	72"(1829mm)	JDAW-3672-KALS	34	3105.06	3236.93	3154.52	3286.39
48"(1219mm)	60"(1524mm)	JDAW-4860-KALS	34	\$ 3105.06	\$3236.93	\$ 3154.52	\$3286.39
	72"(1829mm)	JDAW-4872-KALS	34	3369.18	3515.69	3418.64	3565.15
<b>29"(737mm)H, 24"(610mm)D Left/18"(457mm)D Right</b>							
36"(914mm)	60"(1524mm)	JDAW-3660-KALS	43	\$2840.94	\$2958.17	\$2890.40	\$3007.63
	72"(1829mm)	JDAW-3672-KALS	43	3105.06	3236.93	3154.52	3286.39
48"(1219mm)	60"(1524mm)	JDAW-4860-KALS	43	\$ 3105.06	\$3236.93	\$ 3154.52	\$3286.39
	72"(1829mm)	JDAW-4872-KALS	43	3369.18	3515.69	3418.64	3565.15
<b>29"(737mm)H, 24"(610mm)D Left/30"(762mm)D Right</b>							
36"(914mm)	60"(1524mm)	JDAW-3660-KALS	45	\$2936.10	\$3053.33	\$2985.56	\$ 3102.79
	72"(1829mm)	JDAW-3672-KALS	45	3200.22	3332.09	3249.68	3381.55
48"(1219mm)	60"(1524mm)	JDAW-4860-KALS	45	\$3200.22	\$3332.09	\$3249.68	\$ 3381.55
	72"(1829mm)	JDAW-4872-KALS	45	3464.34	3610.85	3513.80	3660.31
<b>29"(737mm)H, 30"(762mm)D Left/24"(610mm)D Right</b>							
48"(1219mm)	60"(1524mm)	JDAW-4860-KALS	54	\$3200.22	\$3332.09	\$3249.68	\$ 3381.55
	72"(1829mm)	JDAW-4872-KALS	54	3464.34	3610.85	3513.80	3660.31
<b>End Panel - Steel - Trim B</b>							
<b>29"(737mm)H, 18"(457mm)D Left/24"(610mm)D Right</b>							
36"(914mm)	60"(1524mm)	JDAW-3660-KALS	34	\$ 3091.83	\$3209.06	\$ 3141.29	\$3258.52
	72"(1829mm)	JDAW-3672-KALS	34	3403.11	3534.98	3452.57	3584.44
48"(1219mm)	60"(1524mm)	JDAW-4860-KALS	34	\$3403.11	\$3534.98	\$3452.57	\$3584.44
	72"(1829mm)	JDAW-4872-KALS	34	3714.39	3860.90	3763.85	3910.36
<b>29"(737mm)H, 24"(610mm)D Left/18"(457mm)D Right</b>							
36"(914mm)	60"(1524mm)	JDAW-3660-KALS	43	\$ 3091.83	\$3209.06	\$ 3141.29	\$3258.52
	72"(1829mm)	JDAW-3672-KALS	43	3403.11	3534.98	3452.57	3584.44
48"(1219mm)	60"(1524mm)	JDAW-4860-KALS	43	\$3403.11	\$3534.98	\$3452.57	\$3584.44
	72"(1829mm)	JDAW-4872-KALS	43	3714.39	3860.90	3763.85	3910.36
<b>29"(737mm)H, 24"(610mm)D Left/30"(762mm)D Right</b>							
36"(914mm)	60"(1524mm)	JDAW-3660-KALS	45	\$3203.91	\$ 3321.14	\$3253.37	\$3370.60
	72"(1829mm)	JDAW-3672-KALS	45	3515.19	3647.06	3564.65	3696.52
48"(1219mm)	60"(1524mm)	JDAW-4860-KALS	45	\$ 3515.19	\$3647.06	\$3564.65	\$3696.52
	72"(1829mm)	JDAW-4872-KALS	45	3826.47	3972.98	3875.93	4022.44
<b>29"(737mm)H, 30"(762mm)D Left/24"(610mm)D Right</b>							
48"(1219mm)	60"(1524mm)	JDAW-4860-KALS	54	\$ 3515.19	\$3647.06	\$3564.65	\$3696.52
	72"(1829mm)	JDAW-4872-KALS	54	3826.47	3972.98	3875.93	4022.44

# Extended Transitional Corners

## Pedestal-Supported Extended Transitional Wrap-Around Corner

Width	Length	Number	①②	Top - Wood A Trim		Top - Wood B Trim	
				A	B	A	B
<b>Right-Hand Configuration</b>							
<b>End Panel - Steel - Trim A</b>							
<b>29"(737mm)H, 18"(457mm)D Left/24"(610mm)D Right</b>							
36"(914mm)	60"(1524mm)	JDAW-3660-KARS	34	\$2840.94	\$2958.17	\$2890.40	\$3007.63
	72"(1829mm)	JDAW-3672-KARS	34	3105.06	3236.93	3154.52	3286.39
48"(1219mm)	60"(1524mm)	JDAW-4860-KARS	34	\$ 3105.06	\$3236.93	\$ 3154.52	\$3286.39
	72"(1829mm)	JDAW-4872-KARS	34	3369.18	3515.69	3418.64	3565.15
<b>29"(737mm)H, 24"(610mm)D Left/18"(457mm)D Right</b>							
36"(914mm)	60"(1524mm)	JDAW-3660-KARS	43	\$2840.94	\$2958.17	\$2890.40	\$3007.63
	72"(1829mm)	JDAW-3672-KARS	43	3105.06	3236.93	3154.52	3286.39
48"(1219mm)	60"(1524mm)	JDAW-4860-KARS	43	\$ 3105.06	\$3236.93	\$ 3154.52	\$3286.39
	72"(1829mm)	JDAW-4872-KARS	43	3369.18	3515.69	3418.64	3565.15
<b>29"(737mm)H, 24"(610mm)D Left/30"(762mm)D Right</b>							
48"(1219mm)	60"(1524mm)	JDAW-4860-KARS	45	\$3200.22	\$3332.09	\$3249.68	\$ 3381.55
	72"(1829mm)	JDAW-4872-KARS	45	3464.34	3610.85	3513.80	3660.31
<b>29"(737mm)H, 30"(762mm)D Left/24"(610mm)D Right</b>							
36"(914mm)	60"(1524mm)	JDAW-3660-KARS	54	\$2936.10	\$3053.33	\$2985.56	\$ 3102.79
	72"(1829mm)	JDAW-3672-KARS	54	3200.22	3332.09	3249.68	3381.55
48"(1219mm)	60"(1524mm)	JDAW-4860-KARS	54	\$3200.22	\$3332.09	\$3249.68	\$ 3381.55
	72"(1829mm)	JDAW-4872-KARS	54	3464.34	3610.85	3513.80	3660.31
<b>End Panel - Steel - Trim B</b>							
<b>29"(737mm)H, 18"(457mm)D Left/24"(610mm)D Right</b>							
36"(914mm)	60"(1524mm)	JDAW-3660-KARS	34	\$ 3091.83	\$3209.06	\$ 3141.29	\$3258.52
	72"(1829mm)	JDAW-3672-KARS	34	3403.11	3534.98	3452.57	3584.44
48"(1219mm)	60"(1524mm)	JDAW-4860-KARS	34	\$3403.11	\$3534.98	\$3452.57	\$3584.44
	72"(1829mm)	JDAW-4872-KARS	34	3714.39	3860.90	3763.85	3910.36
<b>29"(737mm)H, 24"(610mm)D Left/18"(457mm)D Right</b>							
36"(914mm)	60"(1524mm)	JDAW-3660-KARS	43	\$ 3091.83	\$3209.06	\$ 3141.29	\$3258.52
	72"(1829mm)	JDAW-3672-KARS	43	3403.11	3534.98	3452.57	3584.44
48"(1219mm)	60"(1524mm)	JDAW-4860-KARS	43	\$3403.11	\$3534.98	\$3452.57	\$3584.44
	72"(1829mm)	JDAW-4872-KARS	43	3714.39	3860.90	3763.85	3910.36
<b>29"(737mm)H, 24"(610mm)D Left/30"(762mm)D Right</b>							
48"(1219mm)	60"(1524mm)	JDAW-4860-KARS	45	\$ 3515.19	\$3647.06	\$3564.65	\$3696.52
	72"(1829mm)	JDAW-4872-KARS	45	3826.47	3972.98	3875.93	4022.44
<b>29"(737mm)H, 30"(762mm)D Left/24"(610mm)D Right</b>							
36"(914mm)	60"(1524mm)	JDAW-3660-KARS	54	\$3203.91	\$ 3321.14	\$3253.37	\$3370.60
	72"(1829mm)	JDAW-3672-KARS	54	3515.19	3647.06	3564.65	3696.52
48"(1219mm)	60"(1524mm)	JDAW-4860-KARS	54	\$ 3515.19	\$3647.06	\$3564.65	\$3696.52
	72"(1829mm)	JDAW-4872-KARS	54	3826.47	3972.98	3875.93	4022.44

# Extended Transitional Corners

## Pedestal-Supported Extended Transitional Wrap-Around Corner

Width	Length	Number	①②	Top - Wood A Trim		Top - Wood B Trim	
				A	B	A	B
<b>Left-Hand Configuration</b>							
<b>End Panel - HPL A</b>							
<b>29"(737mm)H, 18"(457mm)D Left/24"(610mm)D Right</b>							
36"(914mm)	60"(1524mm)	JDAW-3660-KALL	34	\$ 2681.49	\$ 2798.72	\$ 2717.70	\$ 2834.93
	72"(1829mm)	JDAW-3672-KALL	34	2945.61	3077.48	2981.82	3113.69
48"(1219mm)	60"(1524mm)	JDAW-4860-KALL	34	\$ 2945.61	\$ 3077.48	\$ 2981.82	\$ 3113.69
	72"(1829mm)	JDAW-4872-KALL	34	3209.73	3356.24	3245.94	3392.45
<b>29"(737mm)H, 24"(610mm)D Left/18"(457mm)D Right</b>							
36"(914mm)	60"(1524mm)	JDAW-3660-KALL	43	\$ 2681.49	\$ 2798.72	\$ 2717.70	\$ 2834.93
	72"(1829mm)	JDAW-3672-KALL	43	2945.61	3077.48	2981.82	3113.69
48"(1219mm)	60"(1524mm)	JDAW-4860-KALL	43	\$ 2945.61	\$ 3077.48	\$ 2981.82	\$ 3113.69
	72"(1829mm)	JDAW-4872-KALL	43	3209.73	3356.24	3245.94	3392.45
<b>29"(737mm)H, 24"(610mm)D Left/30"(762mm)D Right</b>							
36"(914mm)	60"(1524mm)	JDAW-3660-KALL	45	\$ 2776.65	\$ 2893.88	\$ 2812.86	\$ 2930.09
	72"(1829mm)	JDAW-3672-KALL	45	3040.77	3172.64	3076.98	3208.85
48"(1219mm)	60"(1524mm)	JDAW-4860-KALL	45	\$ 3040.77	\$ 3172.64	\$ 3076.98	\$ 3208.85
	72"(1829mm)	JDAW-4872-KALL	45	3304.89	3451.40	3341.10	3487.61
<b>29"(737mm)H, 30"(762mm)D Left/24"(610mm)D Right</b>							
48"(1219mm)	60"(1524mm)	JDAW-4860-KALL	54	\$ 3040.77	\$ 3172.64	\$ 3076.98	\$ 3208.85
	72"(1829mm)	JDAW-4872-KALL	54	3304.89	3451.40	3341.10	3487.61
<b>End Panel - HPL B</b>							
<b>29"(737mm)H, 18"(457mm)D Left/24"(610mm)D Right</b>							
36"(914mm)	60"(1524mm)	JDAW-3660-KALL	34	\$ 2932.38	\$ 3049.61	\$ 2968.59	\$ 3085.82
	72"(1829mm)	JDAW-3672-KALL	34	3243.66	3375.53	3279.87	3411.74
48"(1219mm)	60"(1524mm)	JDAW-4860-KALL	34	\$ 3243.66	\$ 3375.53	\$ 3279.87	\$ 3411.74
	72"(1829mm)	JDAW-4872-KALL	34	3554.94	3701.45	3591.15	3737.66
<b>29"(737mm)H, 24"(610mm)D Left/18"(457mm)D Right</b>							
36"(914mm)	60"(1524mm)	JDAW-3660-KALL	43	\$ 2932.38	\$ 3049.61	\$ 2968.59	\$ 3085.82
	72"(1829mm)	JDAW-3672-KALL	43	3243.66	3375.53	3279.87	3411.74
48"(1219mm)	60"(1524mm)	JDAW-4860-KALL	43	\$ 3243.66	\$ 3375.53	\$ 3279.87	\$ 3411.74
	72"(1829mm)	JDAW-4872-KALL	43	3554.94	3701.45	3591.15	3737.66
<b>29"(737mm)H, 24"(610mm)D Left/30"(762mm)D Right</b>							
36"(914mm)	60"(1524mm)	JDAW-3660-KALL	45	\$ 3044.46	\$ 3161.69	\$ 3080.67	\$ 3197.90
	72"(1829mm)	JDAW-3672-KALL	45	3355.74	3487.61	3391.95	3523.82
48"(1219mm)	60"(1524mm)	JDAW-4860-KALL	45	\$ 3355.74	\$ 3487.61	\$ 3391.95	\$ 3523.82
	72"(1829mm)	JDAW-4872-KALL	45	3667.02	3813.53	3703.23	3849.74
<b>29"(737mm)H, 30"(762mm)D Left/24"(610mm)D Right</b>							
48"(1219mm)	60"(1524mm)	JDAW-4860-KALL	54	\$ 3355.74	\$ 3487.61	\$ 3391.95	\$ 3523.82
	72"(1829mm)	JDAW-4872-KALL	54	3667.02	3813.53	3703.23	3849.74

# Extended Transitional Corners

## Pedestal-Supported Extended Transitional Wrap-Around Corner

Width	Length	Number	①②	Top - Wood A Trim		Top - Wood B Trim	
				A	B	A	B
<b>Right-Hand Configuration</b>							
<b>End Panel - HPL A</b>							
<b>29"(737mm)H, 18"(457mm)D Left/24"(610mm)D Right</b>							
36"(914mm)	60"(1524mm)	JDAW-3660-KARL	34	\$ 2681.49	\$ 2798.72	\$ 2717.70	\$ 2834.93
	72"(1829mm)	JDAW-3672-KARL	34	2945.61	3077.48	2981.82	3113.69
48"(1219mm)	60"(1524mm)	JDAW-4860-KARL	34	\$ 2945.61	\$ 3077.48	\$ 2981.82	\$ 3113.69
	72"(1829mm)	JDAW-4872-KARL	34	3209.73	3356.24	3245.94	3392.45
<b>29"(737mm)H, 24"(610mm)D Left/18"(457mm)D Right</b>							
36"(914mm)	60"(1524mm)	JDAW-3660-KARL	43	\$ 2681.49	\$ 2798.72	\$ 2717.70	\$ 2834.93
	72"(1829mm)	JDAW-3672-KARL	43	2945.61	3077.48	2981.82	3113.69
48"(1219mm)	60"(1524mm)	JDAW-4860-KARL	43	\$ 2945.61	\$ 3077.48	\$ 2981.82	\$ 3113.69
	72"(1829mm)	JDAW-4872-KARL	43	3209.73	3356.24	3245.94	3392.45
<b>29"(737mm)H, 24"(610mm)D Left/30"(762mm)D Right</b>							
48"(1219mm)	60"(1524mm)	JDAW-4860-KARL	45	\$ 3040.77	\$ 3172.64	\$ 3076.98	\$ 3208.85
	72"(1829mm)	JDAW-4872-KARL	45	3304.89	3451.40	3341.10	3487.61
<b>29"(737mm)H, 30"(762mm)D Left/24"(610mm)D Right</b>							
36"(914mm)	60"(1524mm)	JDAW-3660-KARL	54	\$ 2776.65	\$ 2893.88	\$ 2812.86	\$ 2930.09
	72"(1829mm)	JDAW-3672-KARL	54	3040.77	3172.64	3076.98	3208.85
48"(1219mm)	60"(1524mm)	JDAW-4860-KARL	54	\$ 3040.77	\$ 3172.64	\$ 3076.98	\$ 3208.85
	72"(1829mm)	JDAW-4872-KARL	54	3304.89	3451.40	3341.10	3487.61
<b>End Panel - HPL B</b>							
<b>29"(737mm)H, 18"(457mm)D Left/24"(610mm)D Right</b>							
36"(914mm)	60"(1524mm)	JDAW-3660-KARL	34	\$ 2932.38	\$ 3049.61	\$ 2968.59	\$ 3085.82
	72"(1829mm)	JDAW-3672-KARL	34	3243.66	3375.53	3279.87	3411.74
48"(1219mm)	60"(1524mm)	JDAW-4860-KARL	34	\$ 3243.66	\$ 3375.53	\$ 3279.87	\$ 3411.74
	72"(1829mm)	JDAW-4872-KARL	34	3554.94	3701.45	3591.15	3737.66
<b>29"(737mm)H, 24"(610mm)D Left/18"(457mm)D Right</b>							
36"(914mm)	60"(1524mm)	JDAW-3660-KARL	43	\$ 2932.38	\$ 3049.61	\$ 2968.59	\$ 3085.82
	72"(1829mm)	JDAW-3672-KARL	43	3243.66	3375.53	3279.87	3411.74
48"(1219mm)	60"(1524mm)	JDAW-4860-KARL	43	\$ 3243.66	\$ 3375.53	\$ 3279.87	\$ 3411.74
	72"(1829mm)	JDAW-4872-KARL	43	3554.94	3701.45	3591.15	3737.66
<b>29"(737mm)H, 24"(610mm)D Left/30"(762mm)D Right</b>							
48"(1219mm)	60"(1524mm)	JDAW-4860-KARL	45	\$ 3355.74	\$ 3487.61	\$ 3391.95	\$ 3523.82
	72"(1829mm)	JDAW-4872-KARL	45	3667.02	3813.53	3703.23	3849.74
<b>29"(737mm)H, 30"(762mm)D Left/24"(610mm)D Right</b>							
36"(914mm)	60"(1524mm)	JDAW-3660-KARL	54	\$ 3044.46	\$ 3161.69	\$ 3080.67	\$ 3197.90
	72"(1829mm)	JDAW-3672-KARL	54	3355.74	3487.61	3391.95	3523.82
48"(1219mm)	60"(1524mm)	JDAW-4860-KARL	54	\$ 3355.74	\$ 3487.61	\$ 3391.95	\$ 3523.82
	72"(1829mm)	JDAW-4872-KARL	54	3667.02	3813.53	3703.23	3849.74

# Extended Transitional Corners

## Pedestal-Supported Extended Transitional Wrap-Around Corner

Width	Length	Number	①②	Top - Wood A Trim		Top - Wood B Trim	
				A	B	A	B
<b>Left-Hand Configuration</b>							
<b>End Panel - Wood A</b>							
<b>29"(737mm)H, 18"(457mm)D Left/24"(610mm)D Right</b>							
36"(914mm)	60"(1524mm)	JDAW-3660-KALW	34	\$2930.73	\$3047.96	\$3055.68	\$3172.91
	72"(1829mm)	JDAW-3672-KALW	34	3194.85	3326.72	3319.80	3451.67
48"(1219mm)	60"(1524mm)	JDAW-4860-KALW	34	\$3194.85	\$3326.72	\$3319.80	\$3451.67
	72"(1829mm)	JDAW-4872-KALW	34	3458.97	3605.48	3583.92	3730.43
<b>29"(737mm)H, 24"(610mm)D Left/18"(457mm)D Right</b>							
36"(914mm)	60"(1524mm)	JDAW-3660-KALW	43	\$2930.73	\$3047.96	\$3055.68	\$3172.91
	72"(1829mm)	JDAW-3672-KALW	43	3194.85	3326.72	3319.80	3451.67
48"(1219mm)	60"(1524mm)	JDAW-4860-KALW	43	\$3194.85	\$3326.72	\$3319.80	\$3451.67
	72"(1829mm)	JDAW-4872-KALW	43	3458.97	3605.48	3583.92	3730.43
<b>29"(737mm)H, 24"(610mm)D Left/30"(762mm)D Right</b>							
36"(914mm)	60"(1524mm)	JDAW-3660-KALW	45	\$3025.89	\$3143.12	\$3150.84	\$3268.07
	72"(1829mm)	JDAW-3672-KALW	45	3290.01	3421.88	3414.96	3546.83
48"(1219mm)	60"(1524mm)	JDAW-4860-KALW	45	\$3290.01	\$3421.88	\$3414.96	\$3546.83
	72"(1829mm)	JDAW-4872-KALW	45	3554.13	3700.64	3679.08	3825.59
<b>29"(737mm)H, 30"(762mm)D Left/24"(610mm)D Right</b>							
48"(1219mm)	60"(1524mm)	JDAW-4860-KALW	54	\$3290.01	\$3421.88	\$3414.96	\$3546.83
	72"(1829mm)	JDAW-4872-KALW	54	3554.13	3700.64	3679.08	3825.59
<b>End Panel - Wood B</b>							
<b>29"(737mm)H, 18"(457mm)D Left/24"(610mm)D Right</b>							
36"(914mm)	60"(1524mm)	JDAW-3660-KALW	34	\$3181.62	\$3298.85	\$3306.57	\$3423.80
	72"(1829mm)	JDAW-3672-KALW	34	3492.90	3624.77	3617.85	3749.72
48"(1219mm)	60"(1524mm)	JDAW-4860-KALW	34	\$3492.90	\$3624.77	\$3617.85	\$3749.72
	72"(1829mm)	JDAW-4872-KALW	34	3804.18	3950.69	3929.13	4075.64
<b>29"(737mm)H, 24"(610mm)D Left/18"(457mm)D Right</b>							
36"(914mm)	60"(1524mm)	JDAW-3660-KALW	43	\$3181.62	\$3298.85	\$3306.57	\$3423.80
	72"(1829mm)	JDAW-3672-KALW	43	3492.90	3624.77	3617.85	3749.72
48"(1219mm)	60"(1524mm)	JDAW-4860-KALW	43	\$3492.90	\$3624.77	\$3617.85	\$3749.72
	72"(1829mm)	JDAW-4872-KALW	43	3804.18	3950.69	3929.13	4075.64
<b>29"(737mm)H, 24"(610mm)D Left/30"(762mm)D Right</b>							
36"(914mm)	60"(1524mm)	JDAW-3660-KALW	45	\$3293.70	\$3410.93	\$3418.65	\$3535.88
	72"(1829mm)	JDAW-3672-KALW	45	3604.98	3736.85	3729.93	3861.80
48"(1219mm)	60"(1524mm)	JDAW-4860-KALW	45	\$3604.98	\$3736.85	\$3729.93	\$3861.80
	72"(1829mm)	JDAW-4872-KALW	45	3916.26	4062.77	4041.21	4187.72
<b>29"(737mm)H, 30"(762mm)D Left/24"(610mm)D Right</b>							
48"(1219mm)	60"(1524mm)	JDAW-4860-KALW	54	\$3604.98	\$3736.85	\$3729.93	\$3861.80
	72"(1829mm)	JDAW-4872-KALW	54	3916.26	4062.77	4041.21	4187.72

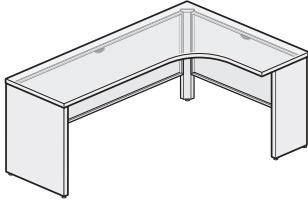
# Extended Transitional Corners

## Pedestal-Supported Extended Transitional Wrap-Around Corner

Width	Length	Number	①②	Top - Wood A Trim		Top - Wood B Trim	
				A	B	A	B
<b>Right-Hand Configuration</b>							
<b>End Panel - Wood A</b>							
<b>29"(737mm)H, 18"(457mm)D Left/24"(610mm)D Right</b>							
36"(914mm)	60"(1524mm)	JDAW-3660-KARW	34	\$2930.73	\$3047.96	\$3055.68	\$3172.91
	72"(1829mm)	JDAW-3672-KARW	34	3194.85	3326.72	3319.80	3451.67
48"(1219mm)	60"(1524mm)	JDAW-4860-KARW	34	\$3194.85	\$3326.72	\$3319.80	\$3451.67
	72"(1829mm)	JDAW-4872-KARW	34	3458.97	3605.48	3583.92	3730.43
<b>29"(737mm)H, 24"(610mm)D Left/18"(457mm)D Right</b>							
36"(914mm)	60"(1524mm)	JDAW-3660-KARW	43	\$2930.73	\$3047.96	\$3055.68	\$3172.91
	72"(1829mm)	JDAW-3672-KARW	43	3194.85	3326.72	3319.80	3451.67
48"(1219mm)	60"(1524mm)	JDAW-4860-KARW	43	\$3194.85	\$3326.72	\$3319.80	\$3451.67
	72"(1829mm)	JDAW-4872-KARW	43	3458.97	3605.48	3583.92	3730.43
<b>29"(737mm)H, 24"(610mm)D Left/30"(762mm)D Right</b>							
48"(1219mm)	60"(1524mm)	JDAW-4860-KARW	45	\$3290.01	\$3421.88	\$3414.96	\$3546.83
	72"(1829mm)	JDAW-4872-KARW	45	3554.13	3700.64	3679.08	3825.59
<b>29"(737mm)H, 30"(762mm)D Left/24"(610mm)D Right</b>							
36"(914mm)	60"(1524mm)	JDAW-3660-KARW	54	\$3025.89	\$3143.12	\$3150.84	\$3268.07
	72"(1829mm)	JDAW-3672-KARW	54	3290.01	3421.88	3414.96	3546.83
48"(1219mm)	60"(1524mm)	JDAW-4860-KARW	54	\$3290.01	\$3421.88	\$3414.96	\$3546.83
	72"(1829mm)	JDAW-4872-KARW	54	3554.13	3700.64	3679.08	3825.59
<b>End Panel - Wood B</b>							
<b>29"(737mm)H, 18"(457mm)D Left/24"(610mm)D Right</b>							
36"(914mm)	60"(1524mm)	JDAW-3660-KARW	34	\$3181.62	\$3298.85	\$3306.57	\$3423.80
	72"(1829mm)	JDAW-3672-KARW	34	3492.90	3624.77	3617.85	3749.72
48"(1219mm)	60"(1524mm)	JDAW-4860-KARW	34	\$3492.90	\$3624.77	\$3617.85	\$3749.72
	72"(1829mm)	JDAW-4872-KARW	34	3804.18	3950.69	3929.13	4075.64
<b>29"(737mm)H, 24"(610mm)D Left/18"(457mm)D Right</b>							
36"(914mm)	60"(1524mm)	JDAW-3660-KARW	43	\$3181.62	\$3298.85	\$3306.57	\$3423.80
	72"(1829mm)	JDAW-3672-KARW	43	3492.90	3624.77	3617.85	3749.72
48"(1219mm)	60"(1524mm)	JDAW-4860-KARW	43	\$3492.90	\$3624.77	\$3617.85	\$3749.72
	72"(1829mm)	JDAW-4872-KARW	43	3804.18	3950.69	3929.13	4075.64
<b>29"(737mm)H, 24"(610mm)D Left/30"(762mm)D Right</b>							
48"(1219mm)	60"(1524mm)	JDAW-4860-KARW	45	\$3604.98	\$3736.85	\$3729.93	\$3861.80
	72"(1829mm)	JDAW-4872-KARW	45	3916.26	4062.77	4041.21	4187.72
<b>29"(737mm)H, 30"(762mm)D Left/24"(610mm)D Right</b>							
36"(914mm)	60"(1524mm)	JDAW-3660-KARW	54	\$3293.70	\$3410.93	\$3418.65	\$3535.88
	72"(1829mm)	JDAW-3672-KARW	54	3604.98	3736.85	3729.93	3861.80
48"(1219mm)	60"(1524mm)	JDAW-4860-KARW	54	\$3604.98	\$3736.85	\$3729.93	\$3861.80
	72"(1829mm)	JDAW-4872-KARW	54	3916.26	4062.77	4041.21	4187.72

# Extended Transitional Corners

## Extended Transitional Wrap-Around Corner



JDAL-JFLSDS  
 JDAL-JFLLDs  
 JDAL-JFLWDS  
 JDAW-KFLSDS  
 JDAW-KFLLDs  
 JDAW-KFLWDS  
 (Left-Hand)  
 Class FM1

### Features

- Includes high-pressure laminate (HPL) or wood veneer top, steel, laminate or wood end panel, steel modesty panels, and hardware for assembly and attachment to adjoining casegood.
- Top has 3mm edgeband on user edge and 1mm edgeband on sides and back.
- Modesty panels are available with or without scallop wireway for cable management; scallop is centered at top of modesty panel.
- Glides provide 1.5"(38mm) adjustment range.
- Field assembled.

### Specification Tips

- Not for use as a stand-alone casegood. Half end panel must be attached to a return or bridge.
- Top has a 6"(152mm) depth difference at each end. Specify adjoining casegoods accordingly.
- Modesty panel height, cable management, and color selections apply to both modesty panels.
- When placing a mobile, attached, or suspended pedestal inside the corner, pedestal depth must be at least 6"(152mm) less than nominal depth of top. See table.

### Corner/Pedestal Nominal Depths

Corner Depth	Pedestal Depth
18"(457mm)	N/A
24"(610mm)	18"(457mm)
30"(762mm)	24"(610mm)

### To Order, Specify:

1) Product number, including:

**1 Modesty Panel Height:**

- B** 1/3 Height
- D** 3/4 Height (add **\$97.11** list)
- F** Full Height (add **\$194.22** list)

**2 Modesty Panel Cable Management:**

- N** No Scallop
- S** Scallop

- 2) Laminate or wood color for top.
- 3) Edge trim color for top (HPL only).
- 4) End panel trim, laminate or wood finish.
- 5) End panel edge color (HPL only)
- 6) Modesty panel trim color.

# Extended Transitional Corners

## Extended Transitional Wrap-Around Corner

Width	Length	Number	①②	Top - HPL A Trim		Top - HPL B Trim	
				A	B	A	B
<b>Left-Hand Configuration</b>							
<b>End Panel - Steel - Trim A</b>							
<b>29"(737mm)H, 18"(457mm)D Left/24"(610mm)D Right</b>							
36"(914mm)	60"(1524mm)	JDAL-3660-JFLS	34	\$ 2621.03	\$ 2738.26	\$ 2719.95	\$ 2837.18
	72"(1829mm)	JDAL-3672-JFLS	34	2885.15	3017.02	2984.07	3115.94
48"(1219mm)	60"(1524mm)	JDAL-4860-JFLS	34	\$ 2885.15	\$ 3017.02	\$ 2984.07	\$ 3115.94
	72"(1829mm)	JDAL-4872-JFLS	34	3149.27	3295.78	3248.19	3394.70
<b>29"(737mm)H, 24"(610mm)D Left/18"(457mm)D Right</b>							
36"(914mm)	60"(1524mm)	JDAL-3660-JFLS	43	\$ 2637.65	\$ 2754.88	\$ 2751.15	\$ 2868.38
	72"(1829mm)	JDAL-3672-JFLS	43	2901.77	3033.64	3015.27	3147.14
48"(1219mm)	60"(1524mm)	JDAL-4860-JFLS	43	\$ 2901.77	\$ 3033.64	\$ 3015.27	\$ 3147.14
	72"(1829mm)	JDAL-4872-JFLS	43	3165.89	3312.40	3279.39	3425.90
<b>29"(737mm)H, 24"(610mm)D Left/30"(762mm)D Right</b>							
36"(914mm)	60"(1524mm)	JDAL-3660-JFLS	45	\$ 2732.81	\$ 2850.04	\$ 2846.31	\$ 2963.54
	72"(1829mm)	JDAL-3672-JFLS	45	2996.93	3128.80	3110.43	3242.30
48"(1219mm)	60"(1524mm)	JDAL-4860-JFLS	45	\$ 2996.93	\$ 3128.80	\$ 3110.43	\$ 3242.30
	72"(1829mm)	JDAL-4872-JFLS	45	3261.05	3407.56	3374.55	3521.06
<b>29"(737mm)H, 30"(762mm)D Left/24"(610mm)D Right</b>							
48"(1219mm)	60"(1524mm)	JDAL-4860-JFLS	54	\$ 3013.55	\$ 3145.42	\$ 3141.63	\$ 3273.50
	72"(1829mm)	JDAL-4872-JFLS	54	3277.67	3424.18	3405.75	3552.26
<b>End Panel - Steel - Trim B</b>							
<b>29"(737mm)H, 18"(457mm)D Left/24"(610mm)D Right</b>							
36"(914mm)	60"(1524mm)	JDAL-3660-JFLS	34	\$ 2711.78	\$ 2829.01	\$ 2810.70	\$ 2927.93
	72"(1829mm)	JDAL-3672-JFLS	34	2997.14	3129.01	3096.06	3227.93
48"(1219mm)	60"(1524mm)	JDAL-4860-JFLS	34	\$ 2997.14	\$ 3129.01	\$ 3096.06	\$ 3227.93
	72"(1829mm)	JDAL-4872-JFLS	34	3282.50	3429.01	3381.42	3527.93
<b>29"(737mm)H, 24"(610mm)D Left/18"(457mm)D Right</b>							
36"(914mm)	60"(1524mm)	JDAL-3660-JFLS	43	\$ 2728.40	\$ 2845.63	\$ 2841.90	\$ 2959.13
	72"(1829mm)	JDAL-3672-JFLS	43	3013.76	3145.63	3127.26	3259.13
48"(1219mm)	60"(1524mm)	JDAL-4860-JFLS	43	\$ 3013.76	\$ 3145.63	\$ 3127.26	\$ 3259.13
	72"(1829mm)	JDAL-4872-JFLS	43	3299.12	3445.63	3412.62	3559.13
<b>29"(737mm)H, 24"(610mm)D Left/30"(762mm)D Right</b>							
36"(914mm)	60"(1524mm)	JDAL-3660-JFLS	45	\$ 2831.24	\$ 2948.47	\$ 2944.74	\$ 3061.97
	72"(1829mm)	JDAL-3672-JFLS	45	3116.60	3248.47	3230.10	3361.97
48"(1219mm)	60"(1524mm)	JDAL-4860-JFLS	45	\$ 3116.60	\$ 3248.47	\$ 3230.10	\$ 3361.97
	72"(1829mm)	JDAL-4872-JFLS	45	3401.96	3548.47	3515.46	3661.97
<b>29"(737mm)H, 30"(762mm)D Left/24"(610mm)D Right</b>							
48"(1219mm)	60"(1524mm)	JDAL-4860-JFLS	54	\$ 3133.22	\$ 3265.09	\$ 3261.30	\$ 3393.17
	72"(1829mm)	JDAL-4872-JFLS	54	3418.58	3565.09	3546.66	3693.17

# Extended Transitional Corners

## Extended Transitional Wrap-Around Corner

Width	Length	Number	①②	Top - HPL A Trim		Top - HPL B Trim	
				A	B	A	B
<b>Right-Hand Configuration</b>							
<b>End Panel - Steel - Trim A</b>							
<b>29"(737mm)H, 18"(457mm)D Left/24"(610mm)D Right</b>							
36"(914mm)	60"(1524mm)	JDAL-3660-JFRS	34	\$ 2637.65	\$ 2754.88	\$ 2751.15	\$ 2868.38
	72"(1829mm)	JDAL-3672-JFRS	34	2901.77	3033.64	3015.27	3147.14
48"(1219mm)	60"(1524mm)	JDAL-4860-JFRS	34	\$ 2901.77	\$ 3033.64	\$ 3015.27	\$ 3147.14
	72"(1829mm)	JDAL-4872-JFRS	34	3165.89	3312.40	3279.39	3425.90
<b>29"(737mm)H, 24"(610mm)D Left/18"(457mm)D Right</b>							
36"(914mm)	60"(1524mm)	JDAL-3660-JFRS	43	\$ 2621.03	\$ 2738.26	\$ 2719.95	\$ 2837.18
	72"(1829mm)	JDAL-3672-JFRS	43	2885.15	3017.02	2984.07	3115.94
48"(1219mm)	60"(1524mm)	JDAL-4860-JFRS	43	\$ 2885.15	\$ 3017.02	\$ 2984.07	\$ 3115.94
	72"(1829mm)	JDAL-4872-JFRS	43	3149.27	3295.78	3248.19	3394.70
<b>29"(737mm)H, 24"(610mm)D Left/30"(762mm)D Right</b>							
48"(1219mm)	60"(1524mm)	JDAL-4860-JFRS	45	\$ 3013.55	\$ 3145.42	\$ 3141.63	\$ 3273.50
	72"(1829mm)	JDAL-4872-JFRS	45	3277.67	3424.18	3405.75	3552.26
<b>29"(737mm)H, 30"(762mm)D Left/24"(610mm)D Right</b>							
36"(914mm)	60"(1524mm)	JDAL-3660-JFRS	54	\$ 2732.81	\$ 2850.04	\$ 2846.31	\$ 2963.54
	72"(1829mm)	JDAL-3672-JFRS	54	2996.93	3128.80	3110.43	3242.30
48"(1219mm)	60"(1524mm)	JDAL-4860-JFRS	54	\$ 2996.93	\$ 3128.80	\$ 3110.43	\$ 3242.30
	72"(1829mm)	JDAL-4872-JFRS	54	3261.05	3407.56	3374.55	3521.06
<b>End Panel - Steel - Trim B</b>							
<b>29"(737mm)H, 18"(457mm)D Left/24"(610mm)D Right</b>							
36"(914mm)	60"(1524mm)	JDAL-3660-JFRS	34	\$ 2728.40	\$ 2845.63	\$ 2841.90	\$ 2959.13
	72"(1829mm)	JDAL-3672-JFRS	34	3013.76	3145.63	3127.26	3259.13
48"(1219mm)	60"(1524mm)	JDAL-4860-JFRS	34	\$ 3013.76	\$ 3145.63	\$ 3127.26	\$ 3259.13
	72"(1829mm)	JDAL-4872-JFRS	34	3299.12	3445.63	3412.62	3559.13
<b>29"(737mm)H, 24"(610mm)D Left/18"(457mm)D Right</b>							
36"(914mm)	60"(1524mm)	JDAL-3660-JFRS	43	\$ 2711.78	\$ 2829.01	\$ 2810.70	\$ 2927.93
	72"(1829mm)	JDAL-3672-JFRS	43	2997.14	3129.01	3096.06	3227.93
48"(1219mm)	60"(1524mm)	JDAL-4860-JFRS	43	\$ 2997.14	\$ 3129.01	\$ 3096.06	\$ 3227.93
	72"(1829mm)	JDAL-4872-JFRS	43	3282.50	3429.01	3381.42	3527.93
<b>29"(737mm)H, 24"(610mm)D Left/30"(762mm)D Right</b>							
48"(1219mm)	60"(1524mm)	JDAL-4860-JFRS	45	\$ 3133.22	\$ 3265.09	\$ 3261.30	\$ 3393.17
	72"(1829mm)	JDAL-4872-JFRS	45	3418.58	3565.09	3546.66	3693.17
<b>29"(737mm)H, 30"(762mm)D Left/24"(610mm)D Right</b>							
36"(914mm)	60"(1524mm)	JDAL-3660-JFRS	54	\$ 2831.24	\$ 2948.47	\$ 2944.74	\$ 3061.97
	72"(1829mm)	JDAL-3672-JFRS	54	3116.60	3248.47	3230.10	3361.97
48"(1219mm)	60"(1524mm)	JDAL-4860-JFRS	54	\$ 3116.60	\$ 3248.47	\$ 3230.10	\$ 3361.97
	72"(1829mm)	JDAL-4872-JFRS	54	3401.96	3548.47	3515.46	3661.97

# Extended Transitional Corners

## Extended Transitional Wrap-Around Corner

Width	Length	Number	①②	Top - HPL A Trim		Top - HPL B Trim	
				A	B	A	B
<b>Left-Hand Configuration</b>							
<b>End Panel - HPL A</b>							
<b>29"(737mm)H, 18"(457mm)D Left/24"(610mm)D Right</b>							
36"(914mm)	60"(1524mm)	JDAL-3660-JFLL	34	\$2302.13	\$ 2419.36	\$ 2374.55	\$ 2491.78
	72"(1829mm)	JDAL-3672-JFLL	34	2566.25	2698.12	2638.67	2770.54
48"(1219mm)	60"(1524mm)	JDAL-4860-JFLL	34	\$2566.25	\$2698.12	\$2638.67	\$ 2770.54
	72"(1829mm)	JDAL-4872-JFLL	34	2830.37	2976.88	2902.79	3049.30
<b>29"(737mm)H, 24"(610mm)D Left/18"(457mm)D Right</b>							
36"(914mm)	60"(1524mm)	JDAL-3660-JFLL	43	\$ 2318.75	\$2435.98	\$2392.25	\$2509.48
	72"(1829mm)	JDAL-3672-JFLL	43	2582.87	2714.74	2656.37	2788.24
48"(1219mm)	60"(1524mm)	JDAL-4860-JFLL	43	\$2582.87	\$ 2714.74	\$2656.37	\$ 2788.24
	72"(1829mm)	JDAL-4872-JFLL	43	2846.99	2993.50	2920.49	3067.00
<b>29"(737mm)H, 24"(610mm)D Left/30"(762mm)D Right</b>							
36"(914mm)	60"(1524mm)	JDAL-3660-JFLL	45	\$ 2413.91	\$ 2531.14	\$ 2487.41	\$2604.64
	72"(1829mm)	JDAL-3672-JFLL	45	2678.03	2809.90	2751.53	2883.40
48"(1219mm)	60"(1524mm)	JDAL-4860-JFLL	45	\$2678.03	\$2809.90	\$ 2751.53	\$2883.40
	72"(1829mm)	JDAL-4872-JFLL	45	2942.15	3088.66	3015.65	3162.16
<b>29"(737mm)H, 30"(762mm)D Left/24"(610mm)D Right</b>							
48"(1219mm)	60"(1524mm)	JDAL-4860-JFLL	54	\$2694.65	\$2826.52	\$2769.23	\$ 2901.10
	72"(1829mm)	JDAL-4872-JFLL	54	2958.77	3105.28	3033.35	3179.86
<b>End Panel - HPL B</b>							
<b>29"(737mm)H, 18"(457mm)D Left/24"(610mm)D Right</b>							
36"(914mm)	60"(1524mm)	JDAL-3660-JFLL	34	\$2392.88	\$ 2510.11	\$2465.30	\$2582.53
	72"(1829mm)	JDAL-3672-JFLL	34	2678.24	2810.11	2750.66	2882.53
48"(1219mm)	60"(1524mm)	JDAL-4860-JFLL	34	\$2678.24	\$ 2810.11	\$2750.66	\$2882.53
	72"(1829mm)	JDAL-4872-JFLL	34	2963.60	3110.11	3036.02	3182.53
<b>29"(737mm)H, 24"(610mm)D Left/18"(457mm)D Right</b>							
36"(914mm)	60"(1524mm)	JDAL-3660-JFLL	43	\$2409.50	\$2526.73	\$2483.00	\$2600.23
	72"(1829mm)	JDAL-3672-JFLL	43	2694.86	2826.73	2768.36	2900.23
48"(1219mm)	60"(1524mm)	JDAL-4860-JFLL	43	\$2694.86	\$2826.73	\$2768.36	\$2900.23
	72"(1829mm)	JDAL-4872-JFLL	43	2980.22	3126.73	3053.72	3200.23
<b>29"(737mm)H, 24"(610mm)D Left/30"(762mm)D Right</b>							
36"(914mm)	60"(1524mm)	JDAL-3660-JFLL	45	\$ 2512.34	\$2629.57	\$2585.84	\$2703.07
	72"(1829mm)	JDAL-3672-JFLL	45	2797.70	2929.57	2871.20	3003.07
48"(1219mm)	60"(1524mm)	JDAL-4860-JFLL	45	\$ 2797.70	\$2929.57	\$ 2871.20	\$3003.07
	72"(1829mm)	JDAL-4872-JFLL	45	3083.06	3229.57	3156.56	3303.07
<b>29"(737mm)H, 30"(762mm)D Left/24"(610mm)D Right</b>							
48"(1219mm)	60"(1524mm)	JDAL-4860-JFLL	54	\$ 2814.32	\$2946.19	\$2888.90	\$3020.77
	72"(1829mm)	JDAL-4872-JFLL	54	3099.68	3246.19	3174.26	3320.77

# Extended Transitional Corners

## Extended Transitional Wrap-Around Corner

Width	Length	Number	①②	Top - HPL A Trim		Top - HPL B Trim	
				A	B	A	B
<b>Right-Hand Configuration</b>							
<b>End Panel - HPL A</b>							
<b>29"(737mm)H, 18"(457mm)D Left/24"(610mm)D Right</b>							
36"(914mm)	60"(1524mm)	JDAL-3660-JFRL	34	\$ 2318.75	\$2435.98	\$2392.25	\$2509.48
	72"(1829mm)	JDAL-3672-JFRL	34	2582.87	2714.74	2656.37	2788.24
48"(1219mm)	60"(1524mm)	JDAL-4860-JFRL	34	\$2582.87	\$ 2714.74	\$2656.37	\$ 2788.24
	72"(1829mm)	JDAL-4872-JFRL	34	2846.99	2993.50	2920.49	3067.00
<b>29"(737mm)H, 24"(610mm)D Left/18"(457mm)D Right</b>							
36"(914mm)	60"(1524mm)	JDAL-3660-JFRL	43	\$2302.13	\$ 2419.36	\$ 2374.55	\$ 2491.78
	72"(1829mm)	JDAL-3672-JFRL	43	2566.25	2698.12	2638.67	2770.54
48"(1219mm)	60"(1524mm)	JDAL-4860-JFRL	43	\$2566.25	\$2698.12	\$2638.67	\$ 2770.54
	72"(1829mm)	JDAL-4872-JFRL	43	2830.37	2976.88	2902.79	3049.30
<b>29"(737mm)H, 24"(610mm)D Left/30"(762mm)D Right</b>							
48"(1219mm)	60"(1524mm)	JDAL-4860-JFRL	45	\$2694.65	\$2826.52	\$ 2769.23	\$ 2901.10
	72"(1829mm)	JDAL-4872-JFRL	45	2958.77	3105.28	3033.35	3179.86
<b>29"(737mm)H, 30"(762mm)D Left/24"(610mm)D Right</b>							
36"(914mm)	60"(1524mm)	JDAL-3660-JFRL	54	\$ 2413.91	\$ 2531.14	\$ 2487.41	\$2604.64
	72"(1829mm)	JDAL-3672-JFRL	54	2678.03	2809.90	2751.53	2883.40
48"(1219mm)	60"(1524mm)	JDAL-4860-JFRL	54	\$2678.03	\$2809.90	\$ 2751.53	\$2883.40
	72"(1829mm)	JDAL-4872-JFRL	54	2942.15	3088.66	3015.65	3162.16
<b>End Panel - HPL B</b>							
<b>29"(737mm)H, 18"(457mm)D Left/24"(610mm)D Right</b>							
36"(914mm)	60"(1524mm)	JDAL-3660-JFRL	34	\$2409.50	\$2526.73	\$2483.00	\$2600.23
	72"(1829mm)	JDAL-3672-JFRL	34	2694.86	2826.73	2768.36	2900.23
48"(1219mm)	60"(1524mm)	JDAL-4860-JFRL	34	\$2694.86	\$2826.73	\$2768.36	\$2900.23
	72"(1829mm)	JDAL-4872-JFRL	34	2980.22	3126.73	3053.72	3200.23
<b>29"(737mm)H, 24"(610mm)D Left/18"(457mm)D Right</b>							
36"(914mm)	60"(1524mm)	JDAL-3660-JFRL	43	\$2392.88	\$ 2510.11	\$2465.30	\$2582.53
	72"(1829mm)	JDAL-3672-JFRL	43	2678.24	2810.11	2750.66	2882.53
48"(1219mm)	60"(1524mm)	JDAL-4860-JFRL	43	\$2678.24	\$ 2810.11	\$2750.66	\$2882.53
	72"(1829mm)	JDAL-4872-JFRL	43	2963.60	3110.11	3036.02	3182.53
<b>29"(737mm)H, 24"(610mm)D Left/30"(762mm)D Right</b>							
48"(1219mm)	60"(1524mm)	JDAL-4860-JFRL	45	\$ 2814.32	\$2946.19	\$2888.90	\$3020.77
	72"(1829mm)	JDAL-4872-JFRL	45	3099.68	3246.19	3174.26	3320.77
<b>29"(737mm)H, 30"(762mm)D Left/24"(610mm)D Right</b>							
36"(914mm)	60"(1524mm)	JDAL-3660-JFRL	54	\$ 2512.34	\$2629.57	\$2585.84	\$2703.07
	72"(1829mm)	JDAL-3672-JFRL	54	2797.70	2929.57	2871.20	3003.07
48"(1219mm)	60"(1524mm)	JDAL-4860-JFRL	54	\$ 2797.70	\$2929.57	\$ 2871.20	\$3003.07
	72"(1829mm)	JDAL-4872-JFRL	54	3083.06	3229.57	3156.56	3303.07

# Extended Transitional Corners

## Extended Transitional Wrap-Around Corner

Width	Length	Number	①②	Top - HPL A Trim		Top - HPL B Trim	
				A	B	A	B
<b>Left-Hand Configuration</b>							
<b>End Panel - Wood A</b>							
<b>29"(737mm)H, 18"(457mm)D Left/24"(610mm)D Right</b>							
36"(914mm)	60"(1524mm)	JDAL-3660-JFLW	34	\$2800.61	\$ 2917.84	\$3050.51	\$ 3167.74
	72"(1829mm)	JDAL-3672-JFLW	34	3064.73	3196.60	3314.63	3446.50
48"(1219mm)	60"(1524mm)	JDAL-4860-JFLW	34	\$3064.73	\$ 3196.60	\$ 3314.63	\$ 3446.50
	72"(1829mm)	JDAL-4872-JFLW	34	3328.85	3475.36	3578.75	3725.26
<b>29"(737mm)H, 24"(610mm)D Left/18"(457mm)D Right</b>							
36"(914mm)	60"(1524mm)	JDAL-3660-JFLW	43	\$ 2817.23	\$2934.46	\$3070.01	\$ 3187.24
	72"(1829mm)	JDAL-3672-JFLW	43	3081.35	3213.22	3334.13	3466.00
48"(1219mm)	60"(1524mm)	JDAL-4860-JFLW	43	\$ 3081.35	\$ 3213.22	\$3334.13	\$ 3466.00
	72"(1829mm)	JDAL-4872-JFLW	43	3345.47	3491.98	3598.25	3744.76
<b>29"(737mm)H, 24"(610mm)D Left/30"(762mm)D Right</b>							
36"(914mm)	60"(1524mm)	JDAL-3660-JFLW	45	\$ 2912.39	\$3029.62	\$ 3165.17	\$ 3282.40
	72"(1829mm)	JDAL-3672-JFLW	45	3176.51	3308.38	3429.29	3561.16
48"(1219mm)	60"(1524mm)	JDAL-4860-JFLW	45	\$ 3176.51	\$3308.38	\$3429.29	\$ 3561.16
	72"(1829mm)	JDAL-4872-JFLW	45	3440.63	3587.14	3693.41	3839.92
<b>29"(737mm)H, 30"(762mm)D Left/24"(610mm)D Right</b>							
48"(1219mm)	60"(1524mm)	JDAL-4860-JFLW	54	\$ 3193.13	\$ 3325.00	\$3448.79	\$ 3580.66
	72"(1829mm)	JDAL-4872-JFLW	54	3457.25	3603.76	3712.91	3859.42
<b>End Panel - Wood B</b>							
<b>29"(737mm)H, 18"(457mm)D Left/24"(610mm)D Right</b>							
36"(914mm)	60"(1524mm)	JDAL-3660-JFLW	34	\$ 2891.36	\$3008.59	\$ 3141.26	\$ 3258.49
	72"(1829mm)	JDAL-3672-JFLW	34	3176.72	3308.59	3426.62	3558.49
48"(1219mm)	60"(1524mm)	JDAL-4860-JFLW	34	\$ 3176.72	\$3308.59	\$3426.62	\$ 3558.49
	72"(1829mm)	JDAL-4872-JFLW	34	3462.08	3608.59	3711.98	3858.49
<b>29"(737mm)H, 24"(610mm)D Left/18"(457mm)D Right</b>							
36"(914mm)	60"(1524mm)	JDAL-3660-JFLW	43	\$ 2907.98	\$3025.21	\$ 3160.76	\$ 3277.99
	72"(1829mm)	JDAL-3672-JFLW	43	3193.34	3325.21	3446.12	3577.99
48"(1219mm)	60"(1524mm)	JDAL-4860-JFLW	43	\$ 3193.34	\$ 3325.21	\$3446.12	\$ 3577.99
	72"(1829mm)	JDAL-4872-JFLW	43	3478.70	3625.21	3731.48	3877.99
<b>29"(737mm)H, 24"(610mm)D Left/30"(762mm)D Right</b>							
36"(914mm)	60"(1524mm)	JDAL-3660-JFLW	45	\$ 3010.82	\$ 3128.05	\$3263.60	\$ 3380.83
	72"(1829mm)	JDAL-3672-JFLW	45	3296.18	3428.05	3548.96	3680.83
48"(1219mm)	60"(1524mm)	JDAL-4860-JFLW	45	\$3296.18	\$3428.05	\$3548.96	\$ 3680.83
	72"(1829mm)	JDAL-4872-JFLW	45	3581.54	3728.05	3834.32	3980.83
<b>29"(737mm)H, 30"(762mm)D Left/24"(610mm)D Right</b>							
48"(1219mm)	60"(1524mm)	JDAL-4860-JFLW	54	\$ 3312.80	\$3444.67	\$3568.46	\$ 3700.33
	72"(1829mm)	JDAL-4872-JFLW	54	3598.16	3744.67	3853.82	4000.33

# Extended Transitional Corners

## Extended Transitional Wrap-Around Corner

Width	Length	Number	①②	Top - HPL A Trim		Top - HPL B Trim	
				A	B	A	B
<b>Right-Hand Configuration</b>							
<b>End Panel - Wood A</b>							
<b>29"(737mm)H, 18"(457mm)D Left/24"(610mm)D Right</b>							
36"(914mm)	60"(1524mm)	JDAL-3660-JFRW	34	\$ 2817.23	\$ 2934.46	\$ 3070.01	\$ 3187.24
	72"(1829mm)	JDAL-3672-JFRW	34	3081.35	3213.22	3334.13	3466.00
48"(1219mm)	60"(1524mm)	JDAL-4860-JFRW	34	\$ 3081.35	\$ 3213.22	\$ 3334.13	\$ 3466.00
	72"(1829mm)	JDAL-4872-JFRW	34	3345.47	3491.98	3598.25	3744.76
<b>29"(737mm)H, 24"(610mm)D Left/18"(457mm)D Right</b>							
36"(914mm)	60"(1524mm)	JDAL-3660-JFRW	43	\$2800.61	\$ 2917.84	\$3050.51	\$ 3167.74
	72"(1829mm)	JDAL-3672-JFRW	43	3064.73	3196.60	3314.63	3446.50
48"(1219mm)	60"(1524mm)	JDAL-4860-JFRW	43	\$3064.73	\$ 3196.60	\$ 3314.63	\$ 3446.50
	72"(1829mm)	JDAL-4872-JFRW	43	3328.85	3475.36	3578.75	3725.26
<b>29"(737mm)H, 24"(610mm)D Left/30"(762mm)D Right</b>							
48"(1219mm)	60"(1524mm)	JDAL-4860-JFRW	45	\$ 3193.13	\$ 3325.00	\$3448.79	\$ 3580.66
	72"(1829mm)	JDAL-4872-JFRW	45	3457.25	3603.76	3712.91	3859.42
<b>29"(737mm)H, 30"(762mm)D Left/24"(610mm)D Right</b>							
36"(914mm)	60"(1524mm)	JDAL-3660-JFRW	54	\$ 2912.39	\$3029.62	\$ 3165.17	\$ 3282.40
	72"(1829mm)	JDAL-3672-JFRW	54	3176.51	3308.38	3429.29	3561.16
48"(1219mm)	60"(1524mm)	JDAL-4860-JFRW	54	\$ 3176.51	\$3308.38	\$3429.29	\$ 3561.16
	72"(1829mm)	JDAL-4872-JFRW	54	3440.63	3587.14	3693.41	3839.92
<b>End Panel - Wood B</b>							
<b>29"(737mm)H, 18"(457mm)D Left/24"(610mm)D Right</b>							
36"(914mm)	60"(1524mm)	JDAL-3660-JFRW	34	\$ 2907.98	\$ 3025.21	\$ 3160.76	\$ 3277.99
	72"(1829mm)	JDAL-3672-JFRW	34	3193.34	3325.21	3446.12	3577.99
48"(1219mm)	60"(1524mm)	JDAL-4860-JFRW	34	\$ 3193.34	\$ 3325.21	\$3446.12	\$ 3577.99
	72"(1829mm)	JDAL-4872-JFRW	34	3478.70	3625.21	3731.48	3877.99
<b>29"(737mm)H, 24"(610mm)D Left/18"(457mm)D Right</b>							
36"(914mm)	60"(1524mm)	JDAL-3660-JFRW	43	\$ 2891.36	\$3008.59	\$ 3141.26	\$ 3258.49
	72"(1829mm)	JDAL-3672-JFRW	43	3176.72	3308.59	3426.62	3558.49
48"(1219mm)	60"(1524mm)	JDAL-4860-JFRW	43	\$ 3176.72	\$3308.59	\$3426.62	\$ 3558.49
	72"(1829mm)	JDAL-4872-JFRW	43	3462.08	3608.59	3711.98	3858.49
<b>29"(737mm)H, 24"(610mm)D Left/30"(762mm)D Right</b>							
48"(1219mm)	60"(1524mm)	JDAL-4860-JFRW	45	\$ 3312.80	\$3444.67	\$3568.46	\$ 3700.33
	72"(1829mm)	JDAL-4872-JFRW	45	3598.16	3744.67	3853.82	4000.33
<b>29"(737mm)H, 30"(762mm)D Left/24"(610mm)D Right</b>							
36"(914mm)	60"(1524mm)	JDAL-3660-JFRW	54	\$ 3010.82	\$ 3128.05	\$3263.60	\$ 3380.83
	72"(1829mm)	JDAL-3672-JFRW	54	3296.18	3428.05	3548.96	3680.83
48"(1219mm)	60"(1524mm)	JDAL-4860-JFRW	54	\$3296.18	\$ 3428.05	\$3548.96	\$ 3680.83
	72"(1829mm)	JDAL-4872-JFRW	54	3581.54	3728.05	3834.32	3980.83

# Extended Transitional Corners

## Extended Transitional Wrap-Around Corner

Width	Length	Number	①②	Top - Wood A Trim		Top - Wood B Trim	
				A	B	A	B
<b>Left-Hand Configuration</b>							
<b>End Panel - Steel - Trim A</b>							
<b>29"(737mm)H, 18"(457mm)D Left/24"(610mm)D Right</b>							
36"(914mm)	60"(1524mm)	JDAW-3660-KFLS	34	\$3453.03	\$3570.26	\$3551.95	\$3669.18
	72"(1829mm)	JDAW-3672-KFLS	34	3717.15	3849.02	3816.07	3947.94
48"(1219mm)	60"(1524mm)	JDAW-4860-KFLS	34	\$3717.15	\$3849.02	\$3816.07	\$3947.94
	72"(1829mm)	JDAW-4872-KFLS	34	3981.27	4127.78	4080.19	4226.70
<b>29"(737mm)H, 24"(610mm)D Left/18"(457mm)D Right</b>							
36"(914mm)	60"(1524mm)	JDAW-3660-KFLS	43	\$3469.65	\$3586.88	\$3583.15	\$3700.38
	72"(1829mm)	JDAW-3672-KFLS	43	3733.77	3865.64	3847.27	3979.14
48"(1219mm)	60"(1524mm)	JDAW-4860-KFLS	43	\$3733.77	\$3865.64	\$3847.27	\$3979.14
	72"(1829mm)	JDAW-4872-KFLS	43	3997.89	4144.40	4111.39	4257.90
<b>29"(737mm)H, 24"(610mm)D Left/30"(762mm)D Right</b>							
36"(914mm)	60"(1524mm)	JDAW-3660-KFLS	45	\$3564.81	\$3682.04	\$3678.31	\$3795.54
	72"(1829mm)	JDAW-3672-KFLS	45	3828.93	3960.80	3942.43	4074.30
48"(1219mm)	60"(1524mm)	JDAW-4860-KFLS	45	\$3828.93	\$3960.80	\$3942.43	\$4074.30
	72"(1829mm)	JDAW-4872-KFLS	45	4093.05	4239.56	4206.55	4353.06
<b>29"(737mm)H, 30"(762mm)D Left/24"(610mm)D Right</b>							
48"(1219mm)	60"(1524mm)	JDAW-4860-KFLS	54	\$3845.55	\$3977.42	\$3973.63	\$4105.50
	72"(1829mm)	JDAW-4872-KFLS	54	4109.67	4256.18	4237.75	4384.26
<b>End Panel - Steel - Trim B</b>							
<b>29"(737mm)H, 18"(457mm)D Left/24"(610mm)D Right</b>							
36"(914mm)	60"(1524mm)	JDAW-3660-KFLS	34	\$3703.92	\$3821.15	\$3802.84	\$3920.07
	72"(1829mm)	JDAW-3672-KFLS	34	4015.20	4147.07	4114.12	4245.99
48"(1219mm)	60"(1524mm)	JDAW-4860-KFLS	34	\$4015.20	\$4147.07	\$4114.12	\$4245.99
	72"(1829mm)	JDAW-4872-KFLS	34	4326.48	4472.99	4425.40	4571.91
<b>29"(737mm)H, 24"(610mm)D Left/18"(457mm)D Right</b>							
36"(914mm)	60"(1524mm)	JDAW-3660-KFLS	43	\$3720.54	\$3837.77	\$3834.04	\$3951.27
	72"(1829mm)	JDAW-3672-KFLS	43	4031.82	4163.69	4145.32	4277.19
48"(1219mm)	60"(1524mm)	JDAW-4860-KFLS	43	\$4031.82	\$4163.69	\$4145.32	\$4277.19
	72"(1829mm)	JDAW-4872-KFLS	43	4343.10	4489.61	4456.60	4603.11
<b>29"(737mm)H, 24"(610mm)D Left/30"(762mm)D Right</b>							
36"(914mm)	60"(1524mm)	JDAW-3660-KFLS	45	\$3832.62	\$3949.85	\$3946.12	\$4063.35
	72"(1829mm)	JDAW-3672-KFLS	45	4143.90	4275.77	4257.40	4389.27
48"(1219mm)	60"(1524mm)	JDAW-4860-KFLS	45	\$4143.90	\$4275.77	\$4257.40	\$4389.27
	72"(1829mm)	JDAW-4872-KFLS	45	4455.18	4601.69	4568.68	4715.19
<b>29"(737mm)H, 30"(762mm)D Left/24"(610mm)D Right</b>							
48"(1219mm)	60"(1524mm)	JDAW-4860-KFLS	54	\$4160.52	\$4292.39	\$4288.60	\$4420.47
	72"(1829mm)	JDAW-4872-KFLS	54	4471.80	4618.31	4599.88	4746.39

# Extended Transitional Corners

## Extended Transitional Wrap-Around Corner

Width	Length	Number	①②	Top - Wood A Trim		Top - Wood B Trim	
				A	B	A	B
<b>Right-Hand Configuration</b>							
<b>End Panel - Steel - Trim A</b>							
<b>29"(737mm)H, 18"(457mm)D Left/24"(610mm)D Right</b>							
36"(914mm)	60"(1524mm)	JDAW-3660-KFRS	34	\$3469.65	\$3586.88	\$3583.15	\$3700.38
	72"(1829mm)	JDAW-3672-KFRS	34	3733.77	3865.64	3847.27	3979.14
48"(1219mm)	60"(1524mm)	JDAW-4860-KFRS	34	\$3733.77	\$3865.64	\$3847.27	\$3979.14
	72"(1829mm)	JDAW-4872-KFRS	34	3997.89	4144.40	4111.39	4257.90
<b>29"(737mm)H, 24"(610mm)D Left/18"(457mm)D Right</b>							
36"(914mm)	60"(1524mm)	JDAW-3660-KFRS	43	\$3453.03	\$3570.26	\$3551.95	\$3669.18
	72"(1829mm)	JDAW-3672-KFRS	43	3717.15	3849.02	3816.07	3947.94
48"(1219mm)	60"(1524mm)	JDAW-4860-KFRS	43	\$3717.15	\$3849.02	\$3816.07	\$3947.94
	72"(1829mm)	JDAW-4872-KFRS	43	3981.27	4127.78	4080.19	4226.70
<b>29"(737mm)H, 24"(610mm)D Left/30"(762mm)D Right</b>							
48"(1219mm)	60"(1524mm)	JDAW-4860-KFRS	45	\$3845.55	\$3977.42	\$3973.63	\$4105.50
	72"(1829mm)	JDAW-4872-KFRS	45	4109.67	4256.18	4237.75	4384.26
<b>29"(737mm)H, 30"(762mm)D Left/24"(610mm)D Right</b>							
36"(914mm)	60"(1524mm)	JDAW-3660-KFRS	54	\$3564.81	\$3682.04	\$3678.31	\$3795.54
	72"(1829mm)	JDAW-3672-KFRS	54	3828.93	3960.80	3942.43	4074.30
48"(1219mm)	60"(1524mm)	JDAW-4860-KFRS	54	\$3828.93	\$3960.80	\$3942.43	\$4074.30
	72"(1829mm)	JDAW-4872-KFRS	54	4093.05	4239.56	4206.55	4353.06
<b>End Panel - Steel - Trim B</b>							
<b>29"(737mm)H, 18"(457mm)D Left/24"(610mm)D Right</b>							
36"(914mm)	60"(1524mm)	JDAW-3660-KFRS	34	\$3720.54	\$3837.77	\$3834.04	\$3951.27
	72"(1829mm)	JDAW-3672-KFRS	34	4031.82	4163.69	4145.32	4277.19
48"(1219mm)	60"(1524mm)	JDAW-4860-KFRS	34	\$4031.82	\$4163.69	\$4145.32	\$4277.19
	72"(1829mm)	JDAW-4872-KFRS	34	4343.10	4489.61	4456.60	4603.11
<b>29"(737mm)H, 24"(610mm)D Left/18"(457mm)D Right</b>							
36"(914mm)	60"(1524mm)	JDAW-3660-KFRS	43	\$3703.92	\$3821.15	\$3802.84	\$3920.07
	72"(1829mm)	JDAW-3672-KFRS	43	4015.20	4147.07	4114.12	4245.99
48"(1219mm)	60"(1524mm)	JDAW-4860-KFRS	43	\$4015.20	\$4147.07	\$4114.12	\$4245.99
	72"(1829mm)	JDAW-4872-KFRS	43	4326.48	4472.99	4425.40	4571.91
<b>29"(737mm)H, 24"(610mm)D Left/30"(762mm)D Right</b>							
48"(1219mm)	60"(1524mm)	JDAW-4860-KFRS	45	\$4160.52	\$4292.39	\$4288.60	\$4420.47
	72"(1829mm)	JDAW-4872-KFRS	45	4471.80	4618.31	4599.88	4746.39
<b>29"(737mm)H, 30"(762mm)D Left/24"(610mm)D Right</b>							
36"(914mm)	60"(1524mm)	JDAW-3660-KFRS	54	\$3832.62	\$3949.85	\$3946.12	\$4063.35
	72"(1829mm)	JDAW-3672-KFRS	54	4143.90	4275.77	4257.40	4389.27
48"(1219mm)	60"(1524mm)	JDAW-4860-KFRS	54	\$4143.90	\$4275.77	\$4257.40	\$4389.27
	72"(1829mm)	JDAW-4872-KFRS	54	4455.18	4601.69	4568.68	4715.19

# Extended Transitional Corners

## Extended Transitional Wrap-Around Corner

Width	Length	Number	①②	Top - Wood A Trim		Top - Wood B Trim	
				A	B	A	B
<b>Left-Hand Configuration</b>							
<b>End Panel - HPL A</b>							
<b>29"(737mm)H, 18"(457mm)D Left/24"(610mm)D Right</b>							
36"(914mm)	60"(1524mm)	JDAW-3660-KFLL	34	\$ 3134.13	\$ 3251.36	\$ 3206.55	\$ 3323.78
	72"(1829mm)	JDAW-3672-KFLL	34	3398.25	3530.12	3470.67	3602.54
48"(1219mm)	60"(1524mm)	JDAW-4860-KFLL	34	\$3398.25	\$3530.12	\$ 3470.67	\$3602.54
	72"(1829mm)	JDAW-4872-KFLL	34	3662.37	3808.88	3734.79	3881.30
<b>29"(737mm)H, 24"(610mm)D Left/18"(457mm)D Right</b>							
36"(914mm)	60"(1524mm)	JDAW-3660-KFLL	43	\$ 3150.75	\$ 3267.98	\$ 3224.25	\$ 3341.48
	72"(1829mm)	JDAW-3672-KFLL	43	3414.87	3546.74	3488.37	3620.24
48"(1219mm)	60"(1524mm)	JDAW-4860-KFLL	43	\$ 3414.87	\$3546.74	\$3488.37	\$3620.24
	72"(1829mm)	JDAW-4872-KFLL	43	3678.99	3825.50	3752.49	3899.00
<b>29"(737mm)H, 24"(610mm)D Left/30"(762mm)D Right</b>							
36"(914mm)	60"(1524mm)	JDAW-3660-KFLL	45	\$3245.91	\$3363.14	\$ 3319.41	\$3436.64
	72"(1829mm)	JDAW-3672-KFLL	45	3510.03	3641.90	3583.53	3715.40
48"(1219mm)	60"(1524mm)	JDAW-4860-KFLL	45	\$ 3510.03	\$ 3641.90	\$3583.53	\$ 3715.40
	72"(1829mm)	JDAW-4872-KFLL	45	3774.15	3920.66	3847.65	3994.16
<b>29"(737mm)H, 30"(762mm)D Left/24"(610mm)D Right</b>							
48"(1219mm)	60"(1524mm)	JDAW-4860-KFLL	54	\$3526.65	\$3658.52	\$ 3601.23	\$ 3733.10
	72"(1829mm)	JDAW-4872-KFLL	54	3790.77	3937.28	3865.35	4011.86
<b>End Panel - HPL B</b>							
<b>29"(737mm)H, 18"(457mm)D Left/24"(610mm)D Right</b>							
36"(914mm)	60"(1524mm)	JDAW-3660-KFLL	34	\$3385.02	\$3502.25	\$ 3457.44	\$ 3574.67
	72"(1829mm)	JDAW-3672-KFLL	34	3696.30	3828.17	3768.72	3900.59
48"(1219mm)	60"(1524mm)	JDAW-4860-KFLL	34	\$3696.30	\$3828.17	\$ 3768.72	\$3900.59
	72"(1829mm)	JDAW-4872-KFLL	34	4007.58	4154.09	4080.00	4226.51
<b>29"(737mm)H, 24"(610mm)D Left/18"(457mm)D Right</b>							
36"(914mm)	60"(1524mm)	JDAW-3660-KFLL	43	\$ 3401.64	\$ 3518.87	\$ 3475.14	\$3592.37
	72"(1829mm)	JDAW-3672-KFLL	43	3712.92	3844.79	3786.42	3918.29
48"(1219mm)	60"(1524mm)	JDAW-4860-KFLL	43	\$ 3712.92	\$3844.79	\$ 3786.42	\$ 3918.29
	72"(1829mm)	JDAW-4872-KFLL	43	4024.20	4170.71	4097.70	4244.21
<b>29"(737mm)H, 24"(610mm)D Left/30"(762mm)D Right</b>							
36"(914mm)	60"(1524mm)	JDAW-3660-KFLL	45	\$ 3513.72	\$3630.95	\$ 3587.22	\$3704.45
	72"(1829mm)	JDAW-3672-KFLL	45	3825.00	3956.87	3898.50	4030.37
48"(1219mm)	60"(1524mm)	JDAW-4860-KFLL	45	\$3825.00	\$3956.87	\$3898.50	\$4030.37
	72"(1829mm)	JDAW-4872-KFLL	45	4136.28	4282.79	4209.78	4356.29
<b>29"(737mm)H, 30"(762mm)D Left/24"(610mm)D Right</b>							
48"(1219mm)	60"(1524mm)	JDAW-4860-KFLL	54	\$ 3841.62	\$ 3973.49	\$ 3916.20	\$4048.07
	72"(1829mm)	JDAW-4872-KFLL	54	4152.90	4299.41	4227.48	4373.99

# Extended Transitional Corners

## Extended Transitional Wrap-Around Corner

Width	Length	Number	①②	Top - Wood A Trim		Top - Wood B Trim	
				A	B	A	B
<b>Right-Hand Configuration</b>							
<b>End Panel - HPL A</b>							
<b>29"(737mm)H, 18"(457mm)D Left/24"(610mm)D Right</b>							
36"(914mm)	60"(1524mm)	JDAW-3660-KFRL	34	\$ 3150.75	\$ 3267.98	\$ 3224.25	\$ 3341.48
	72"(1829mm)	JDAW-3672-KFRL	34	3414.87	3546.74	3488.37	3620.24
48"(1219mm)	60"(1524mm)	JDAW-4860-KFRL	34	\$ 3414.87	\$3546.74	\$ 3488.37	\$ 3620.24
	72"(1829mm)	JDAW-4872-KFRL	34	3678.99	3825.50	3752.49	3899.00
<b>29"(737mm)H, 24"(610mm)D Left/18"(457mm)D Right</b>							
36"(914mm)	60"(1524mm)	JDAW-3660-KFRL	43	\$ 3134.13	\$ 3251.36	\$3206.55	\$ 3323.78
	72"(1829mm)	JDAW-3672-KFRL	43	3398.25	3530.12	3470.67	3602.54
48"(1219mm)	60"(1524mm)	JDAW-4860-KFRL	43	\$3398.25	\$3530.12	\$ 3470.67	\$3602.54
	72"(1829mm)	JDAW-4872-KFRL	43	3662.37	3808.88	3734.79	3881.30
<b>29"(737mm)H, 24"(610mm)D Left/30"(762mm)D Right</b>							
48"(1219mm)	60"(1524mm)	JDAW-4860-KFRL	45	\$3526.65	\$3658.52	\$ 3601.23	\$ 3733.10
	72"(1829mm)	JDAW-4872-KFRL	45	3790.77	3937.28	3865.35	4011.86
<b>29"(737mm)H, 30"(762mm)D Left/24"(610mm)D Right</b>							
36"(914mm)	60"(1524mm)	JDAW-3660-KFRL	54	\$3245.91	\$3363.14	\$ 3319.41	\$3436.64
	72"(1829mm)	JDAW-3672-KFRL	54	3510.03	3641.90	3583.53	3715.40
48"(1219mm)	60"(1524mm)	JDAW-4860-KFRL	54	\$ 3510.03	\$ 3641.90	\$3583.53	\$ 3715.40
	72"(1829mm)	JDAW-4872-KFRL	54	3774.15	3920.66	3847.65	3994.16
<b>End Panel - HPL B</b>							
<b>29"(737mm)H, 18"(457mm)D Left/24"(610mm)D Right</b>							
36"(914mm)	60"(1524mm)	JDAW-3660-KFRL	34	\$ 3401.64	\$ 3518.87	\$ 3475.14	\$3592.37
	72"(1829mm)	JDAW-3672-KFRL	34	3712.92	3844.79	3786.42	3918.29
48"(1219mm)	60"(1524mm)	JDAW-4860-KFRL	34	\$ 3712.92	\$3844.79	\$ 3786.42	\$ 3918.29
	72"(1829mm)	JDAW-4872-KFRL	34	4024.20	4170.71	4097.70	4244.21
<b>29"(737mm)H, 24"(610mm)D Left/18"(457mm)D Right</b>							
36"(914mm)	60"(1524mm)	JDAW-3660-KFRL	43	\$3385.02	\$3502.25	\$ 3457.44	\$ 3574.67
	72"(1829mm)	JDAW-3672-KFRL	43	3696.30	3828.17	3768.72	3900.59
48"(1219mm)	60"(1524mm)	JDAW-4860-KFRL	43	\$3696.30	\$3828.17	\$ 3768.72	\$3900.59
	72"(1829mm)	JDAW-4872-KFRL	43	4007.58	4154.09	4080.00	4226.51
<b>29"(737mm)H, 24"(610mm)D Left/30"(762mm)D Right</b>							
48"(1219mm)	60"(1524mm)	JDAW-4860-KFRL	45	\$ 3841.62	\$ 3973.49	\$ 3916.20	\$4048.07
	72"(1829mm)	JDAW-4872-KFRL	45	4152.90	4299.41	4227.48	4373.99
<b>29"(737mm)H, 30"(762mm)D Left/24"(610mm)D Right</b>							
36"(914mm)	60"(1524mm)	JDAW-3660-KFRL	54	\$ 3513.72	\$3630.95	\$ 3587.22	\$3704.45
	72"(1829mm)	JDAW-3672-KFRL	54	3825.00	3956.87	3898.50	4030.37
48"(1219mm)	60"(1524mm)	JDAW-4860-KFRL	54	\$3825.00	\$3956.87	\$3898.50	\$4030.37
	72"(1829mm)	JDAW-4872-KFRL	54	4136.28	4282.79	4209.78	4356.29

# Extended Transitional Corners

## Extended Transitional Wrap-Around Corner

Width	Length	Number	①②	Top - Wood A Trim		Top - Wood B Trim	
				A	B	A	B
<b>Left-Hand Configuration</b>							
<b>End Panel - Wood A</b>							
<b>29"(737mm)H, 18"(457mm)D Left/24"(610mm)D Right</b>							
36"(914mm)	60"(1524mm)	JDAW-3660-KFLW	34	\$3632.61	\$3749.84	\$3882.51	\$3999.74
	72"(1829mm)	JDAW-3672-KFLW	34	3896.73	4028.60	4146.63	4278.50
48"(1219mm)	60"(1524mm)	JDAW-4860-KFLW	34	\$3896.73	\$4028.60	\$4146.63	\$4278.50
	72"(1829mm)	JDAW-4872-KFLW	34	4160.85	4307.36	4410.75	4557.26
<b>29"(737mm)H, 24"(610mm)D Left/18"(457mm)D Right</b>							
36"(914mm)	60"(1524mm)	JDAW-3660-KFLW	43	\$3649.23	\$3766.46	\$3902.01	\$4019.24
	72"(1829mm)	JDAW-3672-KFLW	43	3913.35	4045.22	4166.13	4298.00
48"(1219mm)	60"(1524mm)	JDAW-4860-KFLW	43	\$3913.35	\$4045.22	\$4166.13	\$4298.00
	72"(1829mm)	JDAW-4872-KFLW	43	4177.47	4323.98	4430.25	4576.76
<b>29"(737mm)H, 24"(610mm)D Left/30"(762mm)D Right</b>							
36"(914mm)	60"(1524mm)	JDAW-3660-KFLW	45	\$3744.39	\$3861.62	\$3997.17	\$4114.40
	72"(1829mm)	JDAW-3672-KFLW	45	4008.51	4140.38	4261.29	4393.16
48"(1219mm)	60"(1524mm)	JDAW-4860-KFLW	45	\$4008.51	\$4140.38	\$4261.29	\$4393.16
	72"(1829mm)	JDAW-4872-KFLW	45	4272.63	4419.14	4525.41	4671.92
<b>29"(737mm)H, 30"(762mm)D Left/24"(610mm)D Right</b>							
48"(1219mm)	60"(1524mm)	JDAW-4860-KFLW	54	\$4025.13	\$4157.00	\$4280.79	\$4412.66
	72"(1829mm)	JDAW-4872-KFLW	54	4289.25	4435.76	4544.91	4691.42
<b>End Panel - Wood B</b>							
<b>29"(737mm)H, 18"(457mm)D Left/24"(610mm)D Right</b>							
36"(914mm)	60"(1524mm)	JDAW-3660-KFLW	34	\$3883.50	\$4000.73	\$4133.40	\$4250.63
	72"(1829mm)	JDAW-3672-KFLW	34	4194.78	4326.65	4444.68	4576.55
48"(1219mm)	60"(1524mm)	JDAW-4860-KFLW	34	\$4194.78	\$4326.65	\$4444.68	\$4576.55
	72"(1829mm)	JDAW-4872-KFLW	34	4506.06	4652.57	4755.96	4902.47
<b>29"(737mm)H, 24"(610mm)D Left/18"(457mm)D Right</b>							
36"(914mm)	60"(1524mm)	JDAW-3660-KFLW	43	\$3900.12	\$4017.35	\$4152.90	\$4270.13
	72"(1829mm)	JDAW-3672-KFLW	43	4211.40	4343.27	4464.18	4596.05
48"(1219mm)	60"(1524mm)	JDAW-4860-KFLW	43	\$4211.40	\$4343.27	\$4464.18	\$4596.05
	72"(1829mm)	JDAW-4872-KFLW	43	4522.68	4669.19	4775.46	4921.97
<b>29"(737mm)H, 24"(610mm)D Left/30"(762mm)D Right</b>							
36"(914mm)	60"(1524mm)	JDAW-3660-KFLW	45	\$4012.20	\$4129.43	\$4264.98	\$4382.21
	72"(1829mm)	JDAW-3672-KFLW	45	4323.48	4455.35	4576.26	4708.13
48"(1219mm)	60"(1524mm)	JDAW-4860-KFLW	45	\$4323.48	\$4455.35	\$4576.26	\$4708.13
	72"(1829mm)	JDAW-4872-KFLW	45	4634.76	4781.27	4887.54	5034.05
<b>29"(737mm)H, 30"(762mm)D Left/24"(610mm)D Right</b>							
48"(1219mm)	60"(1524mm)	JDAW-4860-KFLW	54	\$4340.10	\$4471.97	\$4595.76	\$4727.63
	72"(1829mm)	JDAW-4872-KFLW	54	4651.38	4797.89	4907.04	5053.55

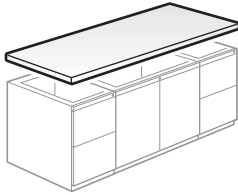
# Extended Transitional Corners

## Extended Transitional Wrap-Around Corner

Width	Length	Number	①②	Top - Wood A Trim		Top - Wood B Trim	
				A	B	A	B
<b>Right-Hand Configuration</b>							
<b>End Panel - Wood A</b>							
<b>29"(737mm)H, 18"(457mm)D Left/24"(610mm)D Right</b>							
36"(914mm)	60"(1524mm)	JDAW-3660-KFRW	34	\$3649.23	\$3766.46	\$3902.01	\$4019.24
	72"(1829mm)	JDAW-3672-KFRW	34	3913.35	4045.22	4166.13	4298.00
48"(1219mm)	60"(1524mm)	JDAW-4860-KFRW	34	\$3913.35	\$4045.22	\$4166.13	\$4298.00
	72"(1829mm)	JDAW-4872-KFRW	34	4177.47	4323.98	4430.25	4576.76
<b>29"(737mm)H, 24"(610mm)D Left/18"(457mm)D Right</b>							
36"(914mm)	60"(1524mm)	JDAW-3660-KFRW	43	\$3632.61	\$3749.84	\$3882.51	\$3999.74
	72"(1829mm)	JDAW-3672-KFRW	43	3896.73	4028.60	4146.63	4278.50
48"(1219mm)	60"(1524mm)	JDAW-4860-KFRW	43	\$3896.73	\$4028.60	\$4146.63	\$4278.50
	72"(1829mm)	JDAW-4872-KFRW	43	4160.85	4307.36	4410.75	4557.26
<b>29"(737mm)H, 24"(610mm)D Left/30"(762mm)D Right</b>							
48"(1219mm)	60"(1524mm)	JDAW-4860-KFRW	45	\$4025.13	\$4157.00	\$4280.79	\$4412.66
	72"(1829mm)	JDAW-4872-KFRW	45	4289.25	4435.76	4544.91	4691.42
<b>29"(737mm)H, 30"(762mm)D Left/24"(610mm)D Right</b>							
36"(914mm)	60"(1524mm)	JDAW-3660-KFRW	54	\$3744.39	\$3861.62	\$3997.17	\$4114.40
	72"(1829mm)	JDAW-3672-KFRW	54	4008.51	4140.38	4261.29	4393.16
48"(1219mm)	60"(1524mm)	JDAW-4860-KFRW	54	\$4008.51	\$4140.38	\$4261.29	\$4393.16
	72"(1829mm)	JDAW-4872-KFRW	54	4272.63	4419.14	4525.41	4671.92
<b>End Panel - Wood B</b>							
<b>29"(737mm)H, 18"(457mm)D Left/24"(610mm)D Right</b>							
36"(914mm)	60"(1524mm)	JDAW-3660-KFRW	34	\$3900.12	\$4017.35	\$4152.90	\$4270.13
	72"(1829mm)	JDAW-3672-KFRW	34	4211.40	4343.27	4464.18	4596.05
48"(1219mm)	60"(1524mm)	JDAW-4860-KFRW	34	\$4211.40	\$4343.27	\$4464.18	\$4596.05
	72"(1829mm)	JDAW-4872-KFRW	34	4522.68	4669.19	4775.46	4921.97
<b>29"(737mm)H, 24"(610mm)D Left/18"(457mm)D Right</b>							
36"(914mm)	60"(1524mm)	JDAW-3660-KFRW	43	\$3883.50	\$4000.73	\$4133.40	\$4250.63
	72"(1829mm)	JDAW-3672-KFRW	43	4194.78	4326.65	4444.68	4576.55
48"(1219mm)	60"(1524mm)	JDAW-4860-KFRW	43	\$4194.78	\$4326.65	\$4444.68	\$4576.55
	72"(1829mm)	JDAW-4872-KFRW	43	4506.06	4652.57	4755.96	4902.47
<b>29"(737mm)H, 24"(610mm)D Left/30"(762mm)D Right</b>							
48"(1219mm)	60"(1524mm)	JDAW-4860-KFRW	45	\$4340.10	\$4471.97	\$4595.76	\$4727.63
	72"(1829mm)	JDAW-4872-KFRW	45	4651.38	4797.89	4907.04	5053.55
<b>29"(737mm)H, 30"(762mm)D Left/24"(610mm)D Right</b>							
36"(914mm)	60"(1524mm)	JDAW-3660-KFRW	54	\$4012.20	\$4129.43	\$4264.98	\$4382.21
	72"(1829mm)	JDAW-3672-KFRW	54	4323.48	4455.35	4576.26	4708.13
48"(1219mm)	60"(1524mm)	JDAW-4860-KFRW	54	\$4323.48	\$4455.35	\$4576.26	\$4708.13
	72"(1829mm)	JDAW-4872-KFRW	54	4634.76	4781.27	4887.54	5034.05

# Credenza Tops

## Credenza Top



JDSL  
JDSW  
Class FMI

### Product Features

- Includes high-pressure laminate (HPL) or wood top and attachment hardware.
- Top has 3mm edgeband on user and guest edge, and 1mm edgeband on sides.
- Attaches to separately specified X Series attached lateral file(s), attached storage cabinets, attached combination units, and/or attached pedestals to create a credenza.

### Specification Tips

- Not for use with X Series Desk Pedestals; modesty panel mounting holes on the side of the desk pedestal will be visible.
- Not for use with X Series Freestanding Files, storage tops are included with freestanding casegoods.
- Designing a storage credenza with attached storage pieces less than 24"(610mm)D will result in an overhang at the back of the credenza top.
- When using attached pedestals the recommended nominal depth is 24"(610mm) to minimize overhang of the top. The actual depth of a 24"(610mm)D attached pedestal is greater than other storage pieces; the recommended application is to place the pedestal(s) at the end(s) of the credenza to conceal the depth difference. 18"(457mm) nominal depth pedestals are less deep than other storage pieces and therefore not recommended.
- For a storage credenza with attached pedestals and lateral files, specify a proud front attached lateral (not inset front) to match the pedestal front.
- When designing a credenza to support a Vertical Storage Unit, both ends of credenza must be 24"(610mm)D attached pedestals.

### To Order, Specify:

- 1) Product number.
- 2) Laminate or wood color for top.
- 3) Edge trim color for top (HPL only).

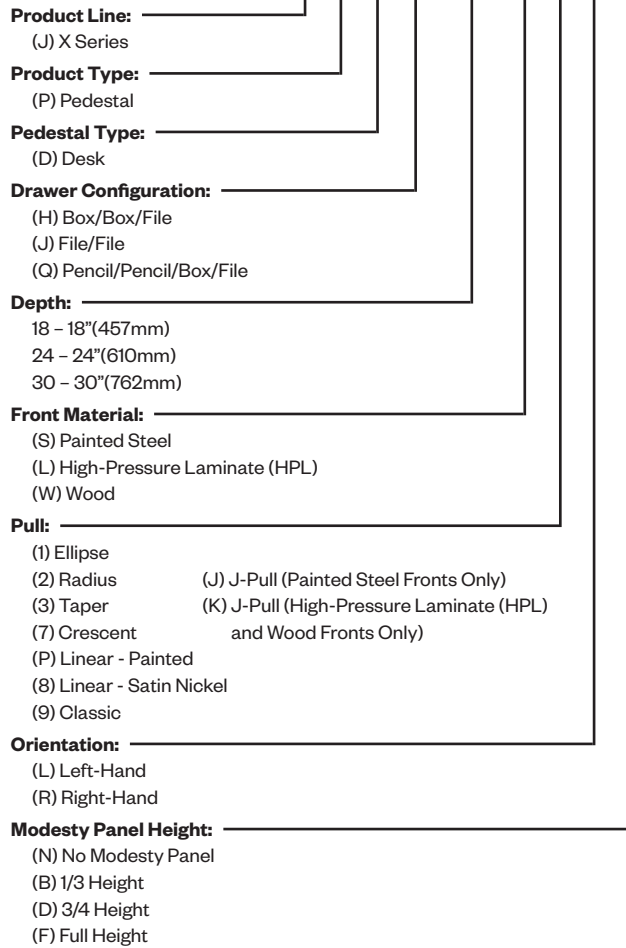
Depth	Width	Number	Top - HPL	
			A	B
<b>HPL Top</b>				
24"(610mm)	60"(1524mm)	JDSL-2460-JNNN	\$ 531.16	675.16
	66"(1676mm)	JDSL-2466-JNNN	565.72	724.12
	72"(1829mm)	JDSL-2472-JNNN	600.28	773.08
	78"(1981mm)	JDSL-2478-JNNN	634.84	822.04
	84"(2134mm)	JDSL-2484-JNNN	669.40	871.00

Depth	Width	Number	Top - Wood	
			A	B
<b>Wood Top</b>				
24"(610mm)	60"(1524mm)	JDSW-2460-KNNN	\$ 1150.36	1222.36
	66"(1676mm)	JDSW-2466-KNNN	1246.84	1326.04
	72"(1829mm)	JDSW-2472-KNNN	1343.32	1429.72
	78"(1981mm)	JDSW-2478-KNNN	1439.80	1533.40
	84"(2134mm)	JDSW-2484-KNNN	1536.28	1637.08

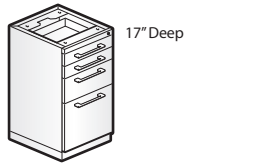
# Desk Pedestals

## Catalog Logic

J P D H - 18 - S 1 L B

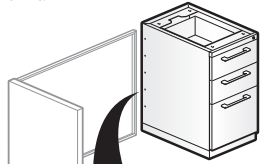


# Desk Pedestals

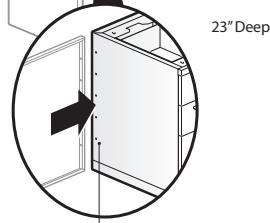


17" Deep

JPDQ

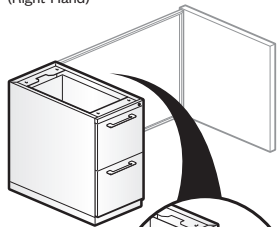


23" Deep

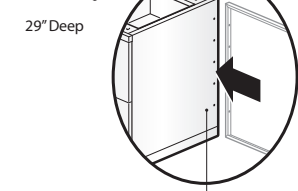


Pre-Drilled Modesty Panel Holes

JPDH (Right-Hand)



29" Deep



Pre-Drilled Modesty Panel Holes

JPDJ (Left-Hand)

Class FP

## Features

- Includes steel pedestal and attachment hardware.
- Pedestal with pencil drawers and/or box drawers includes a single pencil tray.
- Box drawers include one divider in each drawer.
- Drawer front options include steel, high-pressure laminate (HPL), or wood.
- Pedestals come standard with steel lockbar.
- Optional drawer pulls include Ellipse, Radius, Taper, Crescent, Linear, Classic, and J-Pull.
  - Crescent (7) and Classic (9) pulls are brushed nickel.
  - Ellipse (1) and Radius (2) pulls available in limited colors (see specification).
  - Taper (3) and J-Pull (J, K) match case color.
  - Linear pulls available:
    - Painted (P); finish specification required.
    - Satin nickel (8); no specification required.
- Drawers have full extension steel ball-bearing slides.
- Drawer interiors and accessories are black finish color.
- Single lock secures all drawers.
- Lock plug is available in black or chrome.
- For lock options, refer to Lock Program section of the Accessories Price List.
- Glides provide 1"(25mm) adjustment range.

## Specification Tips

- For use with X Series Casegoods only.
- Desk pedestals are pre-drilled when specified to accept a casegood modesty panel; holes are located on the left side of a right-hand pedestal, and on the right side of a left-hand pedestal.
- When specifying pedestals for standard rectangular or standard bow top desks, nominal depth of pedestal must match nominal depth of desk top. When specifying pedestals for executive rectangular or executive bow top desks, nominal depth of pedestal must be 6"(152mm) less than nominal depth of desk top. See table.

## Desk/Pedestal Nominal Depths

### Standard Rectangular and Standard Bow Top Desks

Desk Depth	Pedestal Depth
24"(610mm)	24"(610mm)
30"(762mm)	30"(762mm)

### Executive Rectangular and Executive Bow Top Desks

Desk Depth	Pedestal Depth
30"(762mm)	24"(610mm)
36"(914mm)	30"(762mm)

## To Order, Specify:

1) Product number, including:

### 1 Front Option:

- S** Painted Steel
- L** Laminate (HPL)
- W** Wood

### 2 Pull Option\*:

- 9** Classic (add **\$53.71** list)
- 7** Crescent
- 1** Ellipse<sup>1</sup>
- J** J-Pull (Steel Fronts)
- K** J-Pull (HPL and Wood Fronts) (add **\$104.38** list)
- P** Linear - Painted<sup>2</sup>
- 8** Linear - Satin Nickel
- 2** Radius<sup>3</sup> (add **\$43.78** list)
- 3** Taper

### 3 Orientation:

- L** Left-hand
- R** Right-hand

### 4 Casegood Modesty Panel Height:

- N** No Modesty Panel
- B** 1/3 Height
- D** 3/4 Height
- F** Full Height

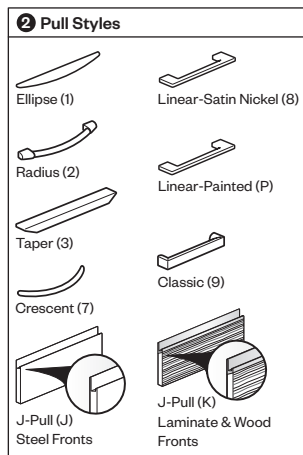
- 2) Trim color for case and steel drawer fronts.
- 3) Pull trim color (Ellipse, Radius and painted Linear only).
- 4) Drawer front HPL or wood finish (if applicable).
- 5) HPL edge color (if applicable).
- 6) Lock Plug color.

\*Price per pull.

- <sup>1</sup>Beige (TR-R)
- Chalk (TR-AK)
- Charcoal (TR-K)
- Graphite (TR-J)
- Gray Tone (TR-G)
- Putty (TR-AA)
- Smoke (TR-E)

<sup>2</sup>All powdercoat finishes.

- <sup>3</sup>Dark Bronze Metallic (TR-DM)
- Metallic Gunmetal (TR-MG)
- Metallic Champagne (TR-MC)
- Metallic Silver (TR-LE)



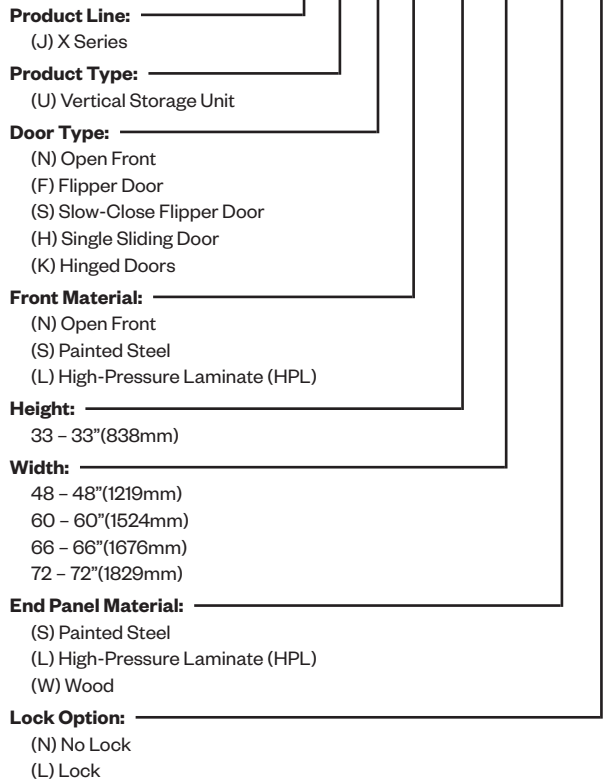
# Desk Pedestals

Actual Depth	Actual Width	Number ①②③④	Fronts Painted Trim		Fronts HPL A Trim		Fronts HPL B Trim		Fronts Wood A Trim		Fronts Wood B Trim	
			A	B	A	B	A	B	A	B	A	B
<b>27.5" (699mm)H — Pencil/Pencil/Box/File</b>												
17" (432mm)	15" (381mm)	JPDQ-18-	\$1096.06	\$ 1191.74	\$1500.23	\$1595.91	\$1525.59	\$ 1621.27	\$ 1718.88	\$ 1814.56	\$ 1757.17	\$ 1852.85
23" (584mm)	15" (381mm)	JPDQ-24-	\$1139.57	\$1249.18	\$1543.74	\$1653.35	\$1569.10	\$1678.71	\$1762.39	\$ 1872.00	\$1800.68	\$ 1910.29
29" (737mm)	15" (381mm)	JPDQ-30-	\$1253.95	\$1377.49	\$1658.12	\$ 1781.66	\$1683.48	\$1807.02	\$1876.77	\$2000.31	\$ 1915.06	\$2038.60
<b>27.5" (699mm)H — Box/Box/File</b>												
17" (432mm)	15" (381mm)	JPDH-18-	\$925.56	\$1021.24	\$ 1274.08	\$1369.76	\$1294.94	\$1390.62	\$1440.52	\$ 1536.20	\$1482.26	\$ 1577.94
23" (584mm)	15" (381mm)	JPDH-24-	\$969.07	\$1078.68	\$ 1317.59	\$1427.20	\$1338.45	\$1448.06	\$1484.03	\$ 1593.64	\$1525.77	\$ 1635.38
29" (737mm)	15" (381mm)	JPDH-30-	\$1012.58	\$ 1136.12	\$ 1361.10	\$1484.64	\$ 1381.96	\$1505.50	\$1527.54	\$ 1651.08	\$1569.28	\$ 1692.82
<b>27.5" (699mm)H — File/File</b>												
17" (432mm)	15" (381mm)	JPDJ-18-	\$864.68	\$ 960.36	\$ 1197.53	\$1293.21	\$ 1216.62	\$ 1312.30	\$1346.57	\$ 1442.25	\$1388.34	\$ 1484.02
23" (584mm)	15" (381mm)	JPDJ-24-	\$908.19	\$ 1017.80	\$ 1241.04	\$1350.65	\$1260.13	\$1369.74	\$1390.08	\$ 1499.69	\$ 1431.85	\$ 1541.46
29" (737mm)	15" (381mm)	JPDJ-30-	\$951.70	\$1075.24	\$1284.55	\$1408.09	\$1303.64	\$1427.18	\$1433.59	\$ 1557.13	\$1475.36	\$ 1598.90

# Vertical Storage Units

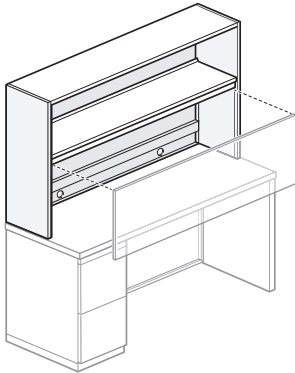
## Catalog Logic

J U F S - 33 48 - S L



# Vertical Storage Units

## Open Front



JUNN  
Class FM

### Features

- Includes steel top, fixed steel shelf, steel, high-pressure laminate (HPL) or wood end panels, assembly hardware, and double-sided adhesive tape for attachment to desk or credenza.
- Accepts separately specified task lights.
- Vertical clearance between desk/credenza top and underside of shelf is 19"(483mm).
- Unit is standard with two grommets located in the back panel.
- Unit with steel end panels is field assembled; unit with laminate or wood end panels ships fully assembled.

### Specification Tip

- Vertical Storage Unit Tackboard is required and must be specified separately.

**Note:** Tackboard specification is dependent upon VSU End Panel material:  
 -Laminate and Wood VSU end panels accept the same tackboard.  
 -Steel VSU end panels accept tackboard designed for use with steel end panels.

### To Order, Specify:

#### Steel End Panels

- 1) Product number.
- 2) Trim color for top, shelf, and end panels.separately.

#### Laminate End Panels

- 1) Product number.
- 2) Trim color for top and shelf.
- 3) Laminate color for end panels.
- 4) Edge trim color for end panels.

#### Wood End Panels

- 1) Product number.
- 2) Trim color for top and shelf.
- 3) Wood finish color for end panels.

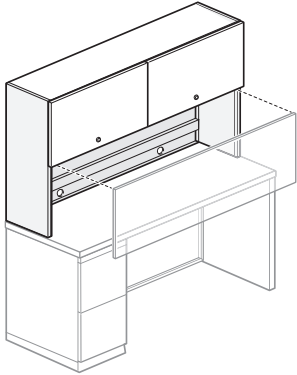
Actual Height	Actual Depth	Width	Number	Top, Shelf & End Panel Trim	
				A	B
<b>Steel End Panels</b>					
34.25"(870mm)	13.625"(346mm)	48"(1219mm)	JUNN-3348-SN	\$1608.70	\$1753.70
		60"(1524mm)	JUNN-3360-SN	1689.94	1834.94
		66"(1676mm)	JUNN-3366-SN	1730.56	1875.56
		72"(1829mm)	JUNN-3372-SN	1771.18	1916.18

Actual Height	Actual Depth	Width	Number	Top & Shelf Trim A HPL		Top & Shelf Trim B HPL	
				A	B	A	B
<b>HPL End Panels</b>							
34.25"(870mm)	13.625"(346mm)	48"(1219mm)	JUNN-3348-LN	\$1608.70	\$ 1713.57	\$1650.67	\$1755.54
		60"(1524mm)	JUNN-3360-LN	1689.94	1794.81	1731.91	1836.78
		66"(1676mm)	JUNN-3366-LN	1730.56	1835.43	1772.53	1877.40
		72"(1829mm)	JUNN-3372-LN	1771.18	1876.05	1813.15	1918.02

Actual Height	Height Depth	Width	Number	Top & Shelf Trim A Wood		Top & Shelf Trim B Wood	
				A	B	A	B
<b>Wood End Panels</b>							
34.25"(870mm)	13.625"(346mm)	48"(1219mm)	JUNN-3348-WN	\$ 2110.52	\$ 2215.39	\$ 2199.86	\$2304.73
		60"(1524mm)	JUNN-3360-WN	2191.76	2296.63	2281.10	2385.97
		66"(1676mm)	JUNN-3366-WN	2232.38	2337.25	2321.72	2426.59
		72"(1829mm)	JUNN-3372-WN	2273.00	2377.87	2362.34	2467.21

# Vertical Storage Units

## Flipper Door – Steel Front with Steel End Panels



JUFS-SL  
Class FM

### Features

- Includes steel top and interior shelf, steel flipper door(s), steel end panels, assembly hardware, and double-sided adhesive tape for attachment to desk or credenza.
- For lock options, refer to Lock Program section of the Accessories Price List.
- Lock plug bezel available in black or chrome.
- Accepts separately specified task lights.
- 48"(1219mm) and 60"(1524mm)W units have one door. 66"(1676mm) and 72"(1829mm)W units have two doors.
- Inside height clearance is 13"(330mm). Inside depth clearance is 12.75"(324mm).
- Vertical clearance between desk/credenza top and underside of shelf is 19"(483mm).
- Units are standard with two grommets located in the back panel.
- Field assembled.

### Specification Tips

- Vertical Storage Unit Tackboard is required and must be specified separately.
- Specify tackboard designed for use with steel end panels only.

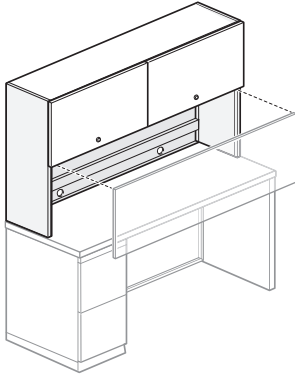
### To Order, Specify:

- 1) Product number, including:
  - 1 Lock Option:**
    - N** No Lock
    - L** Lock (add **\$18.95** list) for 48"(1219mm) and 60"(1524mm) (add **\$37.90** list) for 66"(1676mm) and 72"(1829mm)
- 2) Trim color for top, shelf, and end panels.
- 3) Trim color for door.
- 4) Trim color for lock plug (if applicable).

Actual Height	Actual Depth	Width	Number ①	Top, Shelf & End Panel Trim	
				A	B
<b>Flipper Door - Steel Trim A</b>					
34.25"(870mm)	14.375"(365mm)	48"(1219mm)	JUFS-3348-S ■	\$2582.18	\$2622.64
		60"(1524mm)	JUFS-3360-S ■	3121.82	3219.16
		66"(1676mm)	JUFS-3366-S ■	3391.64	3517.42
		72"(1829mm)	JUFS-3372-S ■	3661.46	3815.68
<b>Flipper Door - Steel Trim B</b>					
34.25"(870mm)	14.375"(365mm)	48"(1219mm)	JUFS-3348-S ■	\$ 2727.18	\$ 2767.64
		60"(1524mm)	JUFS-3360-S ■	3266.82	3364.16
		66"(1676mm)	JUFS-3366-S ■	3536.64	3662.42
		72"(1829mm)	JUFS-3372-S ■	3806.46	3960.68

# Vertical Storage Units

## Flipper Door – Steel Front with HPL End Panels



JUFS-LL  
Class FM

### Features

- Includes steel top and interior shelf; steel flipper door(s), high-pressure laminate (HPL) end panels, assembly hardware, and double-sided adhesive tape for attachment to desk or credenza.
- For lock options, refer to Lock Program section of the Accessories Price List.
- Lock plug bezel available in black or chrome.
- Accepts separately specified task lights.
- 48"(1219mm)W units have one door; 60"(1524mm), 66"(1676mm), and 72"(1829mm)W units have two doors.
- Inside height clearance is 13"(330mm). Inside depth clearance is 12.75"(324mm).
- Vertical clearance between desk/credenza top and underside of shelf is 19"(483mm).
- Units are standard with two grommets located in the back panel.
- Ships fully assembled.

### Specification Tips

- Vertical Storage Unit Tackboard is required and must be specified separately.
- Specify tackboard designed for use with VSU laminate or wood end panels.
- Vertical Storage Unit has a painted back. Painted back matches case color.

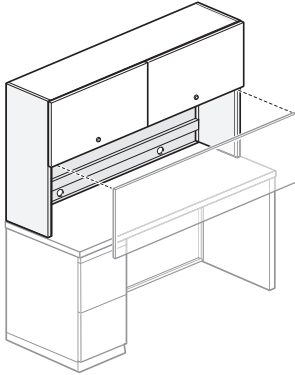
### To Order, Specify:

- 1) Product number.
- 2) Trim color for top and shelf.
- 3) Trim color for door.
- 4) Laminate color for end panels.
- 5) Edge trim color for end panels.
- 6) Trim color for lock plug.

Actual Height	Actual Depth	Width	Number	Top & Shelf Steel Trim A End Panel HPL		Top & Shelf Steel Trim B End Panel HPL	
				A	B	A	B
<b>Flipper Door - Steel Trim A</b>							
34.25"(870mm)	14"(356mm)	48"(1219mm)	JUFS-3348-LL	\$ 2601.13	\$2643.10	\$2706.00	\$ 2747.97
		60"(1524mm)	JUFS-3360-LL	3140.77	3182.74	3245.64	3287.61
		66"(1676mm)	JUFS-3366-LL	3429.54	3471.51	3534.41	3576.38
		72"(1829mm)	JUFS-3372-LL	3699.36	3741.33	3804.23	3846.20
<b>Flipper Door - Steel Trim B</b>							
34.25"(870mm)	14"(356mm)	48"(1219mm)	JUFS-3348-LL	\$ 2641.59	\$2683.56	\$ 2746.46	\$ 2788.43
		60"(1524mm)	JUFS-3360-LL	3238.11	3280.08	3342.98	3384.95
		66"(1676mm)	JUFS-3366-LL	3555.32	3597.29	3660.19	3702.16
		72"(1829mm)	JUFS-3372-LL	3853.58	3895.55	3958.45	4000.42

# Vertical Storage Units

## Flipper Door – HPL Front with Steel End Panels



JUFL-SL  
Class FM

### Features

- Includes steel top and interior shelf, high-pressure laminate (HPL) flipper door(s), steel end panels, assembly hardware, and double-sided adhesive tape for attachment to desk or credenza.
- For lock options, refer to Lock Program section of the Accessories Price List.
- Lock plug bezel available in black or chrome.
- Accepts separately specified task lights.
- 48"(1219mm) and 60"(1524mm)W units have one door. 66"(1676mm) and 72"(1829mm)W units have two doors.
- Inside height clearance is 13"(330mm). Inside depth clearance is 12.75"(324mm).
- Vertical clearance between desk/credenza top and underside of shelf is 19"(483mm).
- Units are standard with two grommets located in the back panel.
- Field assembled.

### Specification Tips

- Vertical Storage Unit Tackboard is required and must be specified separately.
- Specify tackboard designed for use with steel end panels, only.

### To Order, Specify:

1) Product number, including:

**1 Lock Option:**

**N** No Lock

**L** Lock (add **\$18.95** list) for 48"(1219mm) and 60"(1524mm) (add **\$37.90** list) for 66"(1676mm) and 72"(1829mm).

2) Trim color for top, shelf, and end panels.

3) Laminate color for door.

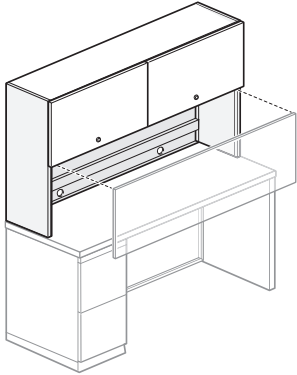
4) Edge trim color for door.

5) Trim color for lock plug (if applicable).

Actual Height	Actual Depth	Width	Number ①	Top, Shelf & End Panel Trim	
				A	B
<b>Flipper Door — HPL A</b>					
34"(864mm)	14.375"(365mm)	48"(1219mm)	JUFL-3348-S	\$2836.13	\$ 2981.13
		60"(1524mm)	JUFL-3360-S	3405.89	3550.89
		66"(1676mm)	JUFL-3366-S	3690.77	3835.77
		72"(1829mm)	JUFL-3372-S	3975.65	4120.65
<b>Flipper Door — HPL B</b>					
34"(864mm)	14.375"(365mm)	48"(1219mm)	JUFL-3348-S	\$2934.29	\$3079.29
		60"(1524mm)	JUFL-3360-S	3543.05	3688.05
		66"(1676mm)	JUFL-3366-S	3847.43	3992.43
		72"(1829mm)	JUFL-3372-S	4151.81	4296.81

# Vertical Storage Units

## Flipper Door – HPL Front with HPL End Panels



JUFL-LL  
Class FM

### Features

- Includes steel top and interior shelf, laminate flipper door(s), laminate end panels, assembly hardware, and double-sided adhesive tape for attachment to desk or credenza.
- For lock options, refer to Lock Program section of the Accessories Price List.
- Lock plug bezel available in black or chrome.
- Accepts separately specified task lights.
- 48"(1219mm)W units have one door; 60"(1524mm), 66"(1676mm) and 72"(1829mm)W units have two doors.
- Inside height clearance is 13"(330mm). Inside depth clearance is 12.75"(324mm).
- Vertical clearance between desk/credenza top and underside of shelf is 19"(483mm).
- Units are standard with two grommets located in the back panel.
- Ships fully assembled.

### Specification Tips

- Vertical Storage Unit Tackboard is required and must be specified separately.
- Specify tackboard designed for use with VSU laminate or wood end panels.

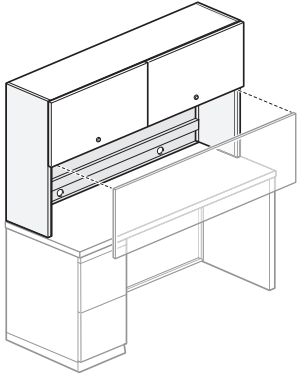
### To Order, Specify:

- 1) Product number.
- 2) Trim color for top and shelf.
- 3) Laminate color for door.
- 4) Edge trim color for door.
- 5) Laminate color for end panels.
- 6) Edge trim color for end panels.
- 7) Trim color for lock plug.

Actual Height	Actual Depth	Width	Number	Top & Shelf Steel Trim A End Panel HPL		Top & Shelf Steel Trim B End Panel HPL	
				A	B	A	B
<b>Flipper Door - HPL A</b>							
34"(864mm)	14"(356mm)	48"(1219mm)	JUFL-3348-LL	\$2855.08	\$ 2897.05	\$2959.95	\$ 3001.92
		60"(1524mm)	JUFL-3360-LL	3424.84	3466.81	3529.71	3571.68
		66"(1676mm)	JUFL-3366-LL	3728.67	3770.64	3833.54	3875.51
		72"(1829mm)	JUFL-3372-LL	4013.55	4055.52	4118.42	4160.39
<b>Flipper Door - HPL B</b>							
34"(864mm)	14"(356mm)	48"(1219mm)	JUFL-3348-LL	\$2953.24	\$2995.21	\$3058.11	\$ 3100.08
		60"(1524mm)	JUFL-3360-LL	3562.00	3603.97	3666.87	3708.84
		66"(1676mm)	JUFL-3366-LL	3885.33	3927.30	3990.20	4032.17
		72"(1829mm)	JUFL-3372-LL	4189.71	4231.68	4294.58	4336.55

# Vertical Storage Units

## Flipper Door – HPL Front with Wood End Panels



JUFL-WL  
Class FM

### Features

- Includes steel top and interior shelf, laminate flipper door(s), wood end panels, assembly hardware, and double-sided adhesive tape for attachment to desk or credenza.
- For lock options, refer to Lock Program section of the Accessories Price List.
- Lock plug bezel available in black or chrome.
- Accepts separately specified task lights.
- 48"(1219mm)W units have one door; 60"(1524mm), 66"(1676mm) and 72"(1829mm)W units have two doors.
- Inside height clearance is 13"(330mm). Inside depth clearance is 12.75"(324mm).
- Vertical clearance between desk/credenza top and underside of shelf is 19"(483mm).
- Units are standard with two grommets located in the back panel.
- Ships fully assembled.

### Specification Tips

- Vertical Storage Unit Tackboard is required and must be specified separately.
- Specify tackboard designed for use with VSU laminate or wood end panels.

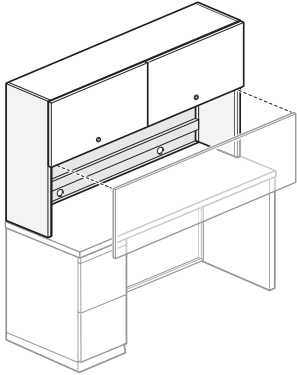
### To Order, Specify:

- 1) Product number.
- 2) Trim color for top and shelf.
- 3) Laminate color for door.
- 4) Edge trim color for door.
- 5) Wood finish color for end panels.
- 6) Trim color for lock plug.

Actual Height	Actual Depth	Width	Number	Top & Shelf Steel Trim A End Panel Wood		Top & Shelf Steel Trim B End Panel Wood	
				A	B	A	B
<b>Flipper Door - HPL A</b>							
29"(737mm)	14"(356mm)	48"(1219mm)	JUFL-3348-WL	\$3356.90	\$3446.24	\$ 3461.77	\$ 3551.11
		60"(1524mm)	JUFL-3360-WL	3926.66	4016.00	4031.53	4120.87
		66"(1676mm)	JUFL-3366-WL	4230.49	4319.83	4335.36	4424.70
		72"(1829mm)	JUFL-3372-WL	4515.37	4604.71	4620.24	4709.58
<b>Flipper Door - HPL B</b>							
29"(737mm)	14"(356mm)	48"(1219mm)	JUFL-3348-WL	\$3455.06	\$3544.40	\$3559.93	\$3649.27
		60"(1524mm)	JUFL-3360-WL	4063.82	4153.16	4168.69	4258.03
		66"(1676mm)	JUFL-3366-WL	4387.15	4476.49	4492.02	4581.36
		72"(1829mm)	JUFL-3372-WL	4691.53	4780.87	4796.40	4885.74

# Vertical Storage Units

## Slow-Close Flipper Door



JUSL-SL  
Class FM

### Features

- Includes steel top and interior shelf, steel end panels, steel or high-pressure laminate (HPL), flipper door(s), assembly hardware, and double-sided adhesive tape for attachment to desk or credenza.
- For lock options, refer to Lock Program section of the Accessories Price List.
- Lock plug bezel available in black or chrome.
- Accepts separately specified task lights.
- 48"(1219mm) and 60"(1524mm)W units have one door. 66"(1676mm) and 72"(1829mm)W units have two doors.
- Inside height clearance is 13"(330mm). Inside depth clearance is 12.75"(324mm).
- Vertical clearance between desk/credenza top and underside of shelf is 19"(483mm).
- Units are standard with two grommets located in the back panel.
- Field assembled.

### Specification Tips

- Vertical Storage Unit Tackboard is required and must be specified separately.
- Specify tackboard designed for use with steel end panels, only.

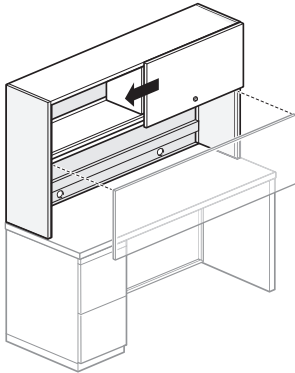
### To Order, Specify:

- 1) Product number, including:
  - 1 Lock Option:**
    - N** No Lock
    - L** Lock (add **\$18.95** list) for 48"(1219mm) and 60"(1524mm) (add **\$37.90** list) for 66"(1676mm) and 72"(1829mm)
- 2) Trim color for top, shelf, and end panels.
- 3) Trim or laminate color for door.
- 4) Edge trim color for door (if applicable).
- 5) Trim color for lock plug (if applicable).

Actual Height	Actual Depth	Width	Number ①	Top, Shelf & End Panel Trim	
				A	B
<b>Steel Front with Steel End Panels</b>					
<b>Door — Steel Trim A</b>					
34.25"(870mm)	14.375"(365mm)	48"(1219mm)	JUSS-3348-S	\$2904.14	\$3049.14
		60"(1524mm)	JUSS-3360-S	3443.78	3588.78
		66"(1676mm)	JUSS-3366-S	4357.60	4502.60
		72"(1829mm)	JUSS-3372-S	4627.42	4772.42
<b>Door — Steel Trim B</b>					
34.25"(870mm)	14.375"(365mm)	48"(1219mm)	JUSS-3348-S	\$2944.60	\$3089.60
		60"(1524mm)	JUSS-3360-S	3541.12	3686.12
		66"(1676mm)	JUSS-3366-S	4483.38	4628.38
		72"(1829mm)	JUSS-3372-S	4781.64	4926.64
<b>HPL Front with Steel End Panels</b>					
<b>Door — HPL A</b>					
34.25"(870mm)	14.375"(365mm)	48"(1219mm)	JUSL-3348-S	\$ 3158.09	\$3303.09
		60"(1524mm)	JUSL-3360-S	3727.85	3872.85
		66"(1676mm)	JUSL-3366-S	4656.73	4801.73
		72"(1829mm)	JUSL-3372-S	4941.61	5086.61
<b>Door — HPL B</b>					
34.25"(870mm)	14.375"(365mm)	48"(1219mm)	JUSL-3348-S	\$3256.25	\$ 3401.25
		60"(1524mm)	JUSL-3360-S	3865.01	4010.01
		66"(1676mm)	JUSL-3366-S	4813.39	4958.39
		72"(1829mm)	JUSL-3372-S	5117.77	5262.77

# Vertical Storage Units

## Single Sliding Door



JUHS-SL  
Class FM

### Features

- Includes steel top and interior shelf, steel end panels, steel or high-pressure laminate (HPL), flipper door(s), assembly hardware, and double-sided adhesive tape for attachment to desk or credenza.
- For lock plug available in black or chrome.
- For lock options, refer to Lock Program section of the Accessories Price List.
- Accepts separately specified task lights.
- Inside height clearance is 13"(330mm). Inside depth clearance is 12.75"(324mm).
- Vertical clearance between desk/credenza top and underside of shelf is 19"(483mm).
- Units are standard with two grommets located in the back panel.
- Field assembled.

### Specification Tips

- Vertical Storage Unit Tackboard is required and must be specified separately.
- Specify tackboard designed for use with steel end panels, only.

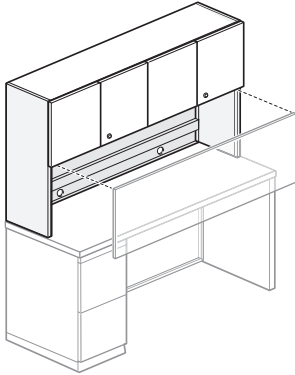
### To Order, Specify:

- 1) Product number, including:
  - 1 **Lock Option:**
    - N** No Lock
    - L** Lock (add **\$18.95** list)
- 2) Trim color for top, shelf, and end panels.
- 3) Trim or HPL color for door.
- 4) Edge trim color for door (if applicable).
- 5) Trim color for lock plug (if applicable).

Actual Height	Actual Depth	Width	Number ①	Top, Shelf & End Panel Trim	
				A	B
<b>Steel Front with Steel End Panels</b>					
<b>Door — Steel Trim A</b>					
34.25"(870mm)	14.375"(365mm)	48"(1219mm)	JUHS-3348-S ■	\$2582.18	\$ 2727.18
		60"(1524mm)	JUHS-3360-S ■	3121.82	3266.82
		66"(1676mm)	JUHS-3366-S ■	3391.64	3536.64
		72"(1829mm)	JUHS-3372-S ■	3661.46	3806.46
<b>Door — Steel Trim B</b>					
34.25"(870mm)	14.375"(365mm)	48"(1219mm)	JUHS-3348-S ■	\$2622.64	\$ 2767.64
		60"(1524mm)	JUHS-3360-S ■	3219.16	3364.16
		66"(1676mm)	JUHS-3366-S ■	3517.42	3662.42
		72"(1829mm)	JUHS-3372-S ■	3815.68	3960.68
<b>HPL Front with Steel End Panels</b>					
<b>Door — HPL A</b>					
34.25"(870mm)	14.375"(365mm)	48"(1219mm)	JUHL-3348-S ■	\$2836.13	\$ 2981.13
		60"(1524mm)	JUHL-3360-S ■	3405.89	3550.89
		66"(1676mm)	JUHL-3366-S ■	3690.77	3835.77
		72"(1829mm)	JUHL-3372-S ■	3975.65	4120.65
<b>Door — HPL B</b>					
34.25"(870mm)	14.375"(365mm)	48"(1219mm)	JUHL-3348-S ■	\$2934.29	\$3079.29
		60"(1524mm)	JUHL-3360-S ■	3543.05	3688.05
		66"(1676mm)	JUHL-3366-S ■	3847.43	3992.43
		72"(1829mm)	JUHL-3372-S ■	4151.81	4296.81

# Vertical Storage Units

## Hinged Door



JUKS-SL  
Class FM

### Features

- Includes steel top and interior shelf, steel end panels, steel or high-pressure laminate (HPL) hinged door(s), assembly hardware, and double-sided adhesive tape for attachment to desk or credenza.
- Optional lock plug available in black or chrome.
- For lock options, refer to Lock Program section of the Accessories Price List.
- Accepts separately specified task lights.
- Units have four cabinet doors with two locks (if lock options is specified).
- Inside height clearance is 13" (330mm). Inside depth clearance is 12.75" (324mm).
- Vertical clearance between desk/credenza top and underside of shelf is 19" (483mm).
- Units are standard with two grommets located in the back panel.
- Field assembled.

### Specification Tips

- Vertical Storage Unit Tackboard is required and must be specified separately.
- Specify tackboard designed for use with steel end panels, only.

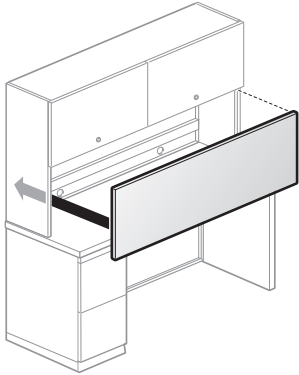
### To Order, Specify:

- 1) Product number, including:
  - 1 Lock Option:**
    - N** No Lock
    - L** Lock (add **\$37.90** list)
- 2) Trim color for top, shelf, and end panels.
- 3) Trim or HPL color for doors.
- 4) Edge trim color for doors (if applicable).
- 5) Trim color for lock plug (if applicable).

Actual Height	Actual Depth	Width	Number ①	Top, Shelf & End Panel Trim	
				A	B
<b>Steel Front with Steel End Panels</b>					
<b>Door — Steel Trim A</b>					
34.25"(870mm)	14.375"(365mm)	48"(1219mm)	JUKS-3348-S	\$3053.80	\$ 3198.80
		60"(1524mm)	JUKS-3360-S	3756.52	3901.52
		66"(1676mm)	JUKS-3366-S	4107.88	4252.88
		72"(1829mm)	JUKS-3372-S	4459.24	4604.24
<b>Door — Steel Trim B</b>					
34.25"(870mm)	14.375"(365mm)	48"(1219mm)	JUKS-3348-S	\$ 3134.04	\$ 3279.04
		60"(1524mm)	JUKS-3360-S	3905.16	4050.16
		66"(1676mm)	JUKS-3366-S	4290.72	4435.72
		72"(1829mm)	JUKS-3372-S	4676.28	4821.28
<b>HPL Front with Steel End Panels</b>					
<b>Door — HPL A</b>					
34.25"(870mm)	14.375"(365mm)	48"(1219mm)	JUKL-3348-S	\$3449.81	\$3594.81
		60"(1524mm)	JUKL-3360-S	4258.37	4403.37
		66"(1676mm)	JUKL-3366-S	4662.65	4807.65
		72"(1829mm)	JUKL-3372-S	5066.93	5211.93
<b>Door — HPL B</b>					
34.25"(870mm)	14.375"(365mm)	48"(1219mm)	JUKL-3348-S	\$3598.59	\$ 3743.59
		60"(1524mm)	JUKL-3360-S	4464.87	4609.87
		66"(1676mm)	JUKL-3366-S	4898.01	5043.01
		72"(1829mm)	JUKL-3372-S	5331.15	5476.15

# Vertical Storage Units

## Tackboard



JTVS  
JTVL  
Class FM

### Features

- Includes fabric-covered tackboard and mounting hardware.
- Attaches to the lower section of a vertical storage unit back panel.

### Specification Tips

- All Vertical Storage Units (VSU) require separately specified tackboards.
- Specify tackboard per type of VSU end panels - options include:
  - Tackboard for use with steel VSU end panels, only.
  - Tackboard for use with laminate or wood VSU end panels.
- Tackboards 66"(1676mm) or 72"(1829mm)W are comprised of 2 equal-width fabric sections.
- Tackboard widths are nominal; catalog number reflects the vertical storage unit width.

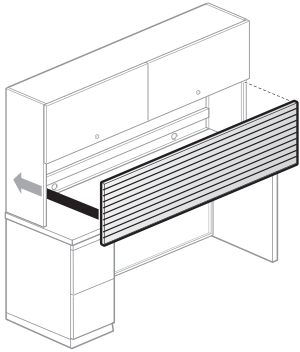
### To Order, Specify:

- 1) Product number.
- 2) Fabric color.

Height	Width	Number	Fabric							
			A	B	C	D	E	F	G	H
<b>For VSUs with Steel End Panels</b>										
17.25"(438mm)	48"(1219mm)	JTVS-1848	\$420.95	\$474.24	\$534.17	\$598.21	\$662.08	\$750.00	\$803.04	\$888.48
	60"(1524mm)	JTVS-1860	452.49	510.58	575.79	645.63	715.22	810.84	868.60	961.78
	66"(1676mm)	JTVS-1866	468.26	528.75	596.60	669.34	741.79	841.26	901.38	998.43
	72"(1829mm)	JTVS-1872	484.03	546.92	617.41	693.05	768.36	871.68	934.16	1035.08
<b>For VSUs with HPL or Wood End Panels</b>										
17.25"(438mm)	48"(1219mm)	JTVL-1848	\$420.95	\$474.24	\$534.17	\$598.21	\$662.08	\$750.00	\$803.04	\$888.48
	60"(1524mm)	JTVL-1860	452.49	510.58	575.79	645.63	715.22	810.84	868.60	961.78
	66"(1676mm)	JTVL-1866	468.26	528.75	596.60	669.34	741.79	841.26	901.38	998.43
	72"(1829mm)	JTVL-1872	484.03	546.92	617.41	693.05	768.36	871.68	934.16	1035.08

# Vertical Storage Units

## Slat Rail



JSVS  
JSVL  
Class FM

### Features

- Includes painted aluminum slat rail and mounting hardware.
- Attaches to the lower section of a vertical storage unit back panel to support slat rail accessories.

### Specification Tips

- Specify slat rail based on VSU end panel type - options include:
  - Slat rail for use with steel VSU end panels only.
  - Slat rail for use with laminate or wood VSU end panels.
- Slat rails 66"(1676mm) or 72"(1829mm)W are comprised of 2 equal-width sections.
- Slat rail widths are nominal; catalog number reflects the vertical storage unit width.

### To Order, Specify:

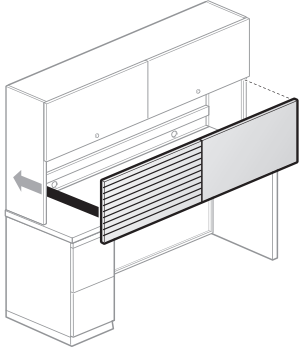
- 1) Product number.
- 2) Trim color.

Height	Width	Number	Trim A	B
<b>For VSUs with Steel End Panels</b>				
17.25"(438mm)	48"(1219mm)	JSVS-1848	\$366.61	\$404.92
	60"(1524mm)	JSVS-1860	490.93	540.16
	66"(1676mm)	JSVS-1866	563.45	619.05
	72"(1829mm)	JSVS-1872	615.25	675.40
<b>For VSUs with HPL or Wood End Panels</b>				
17.25"(438mm)	48"(1219mm)	JSVL-1848	\$366.61	\$404.92
	60"(1524mm)	JSVL-1860	490.93	540.16
	66"(1676mm)	JSVL-1866	563.45	619.05
	72"(1829mm)	JSVL-1872	615.25	675.40

# Vertical Storage Units

## Slat Rail/Tackboard

### Slat Rail/ Tackboard



JCVS-18  
JCVL-18  
Class FM

**Features**

- Includes 1/2-width painted aluminum slat rail, 1/2-width fabric tackboard, and mounting hardware.
- Attaches to the lower section of a vertical storage unit back panel.

**Specification Tips**

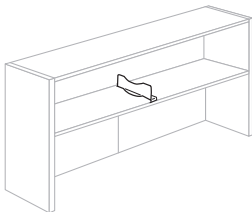
- Slat rail/tackboard widths are nominal; catalog number reflects the vertical storage unit width.
- Specify slat rail/tackboard for appropriate VSU end panel type.

**To Order, Specify:**

- 1) Product number.
- 2) Trim color.
- 3) Fabric color.

Height	Width	Number	Fabric							
			A	B	C	D	E	F	G	H
<b>For VSUs with Steel End Panels - Trim A</b>										
17.25"(438mm)	66"(1676mm)	JCVS-1866	\$ 1061.54	\$ 1143.62	\$ 1236.66	\$ 1335.14	\$ 1433.59	\$ 1570.39	\$ 1652.49	\$ 1783.82
	72"(1829mm)	JCVS-1872	1097.96	1185.50	1284.78	1389.80	1494.85	1640.59	1728.21	1868.60
<b>For VSUs with Steel End Panels - Trim B</b>										
17.25"(438mm)	66"(1676mm)	JCVS-1866	\$ 1080.68	\$ 1162.76	\$ 1255.80	\$ 1354.28	\$ 1452.73	\$ 1589.53	\$ 1671.63	\$ 1802.96
	72"(1829mm)	JCVS-1872	1119.80	1207.34	1306.62	1411.64	1516.69	1662.43	1750.05	1890.44
<b>For VSUs with HPL or Wood End Panels - Trim A</b>										
17.25"(438mm)	66"(1676mm)	JCVL-1866	\$ 1061.54	\$ 1143.62	\$ 1236.66	\$ 1335.14	\$ 1433.59	\$ 1570.39	\$ 1652.49	\$ 1783.82
	72"(1829mm)	JCVL-1872	1097.96	1185.50	1284.78	1389.80	1494.85	1640.59	1728.21	1868.60
<b>For VSUs with HPL or Wood End Panels - Trim B</b>										
17.25"(438mm)	66"(1676mm)	JCVL-1866	\$ 1080.68	\$ 1162.76	\$ 1255.80	\$ 1354.28	\$ 1452.73	\$ 1589.53	\$ 1671.63	\$ 1802.96
	72"(1829mm)	JCVL-1872	1119.80	1207.34	1306.62	1411.64	1516.69	1662.43	1750.05	1890.44

### Shelf Divider



NADR-8  
Class FM

**Features**

- Includes box of eight shelf dividers.
- To be used to divide space laterally on vertical storage units.

**To Order, Specify:**

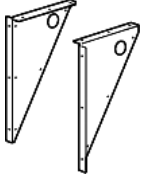
- 1) Product number.
- 2) Trim color.

Height	Width	Number	Trim	
			A	B
4"(102mm)	13.25"(337mm)	NADR-8	\$477.08	\$502.89

# Vertical Storage Units

## Brackets

### Corner Support Bracket



JABB-L  
JABB-R  
Class FM

#### Features

- Use to support Vertical Storage Unit to a corner unit in a bridge or return application.
- Alignment holes are predrilled; additional drilling required per installation instructions.
- Includes attachment hardware.

#### Specification Tips

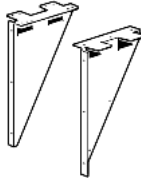
- Brackets are handed which requires orientation to match application to ensure proper floor support.
- Refer to Specification Guide for proper application.

#### To Order, Specify:

- 1) Product number.
- 2) Trim color.

Orientation	Number	Trim	
		A	B
Left	JABB-L	\$345.44	\$347.37
Right	JABB-R	345.44	347.37

### Bridge/Return Support Bracket



JABR-L  
JABR-R  
Class FM

#### Features

- Use to support Vertical Storage Unit to a single pedestal desk or shell in a bridge or return application.
- Alignment holes are predrilled; additional drilling required per installation instructions.
- Includes attachment hardware.

#### Specification Tips

- Brackets are handed which requires orientation to match application to ensure proper floor support.
- Refer to Specification Guide for proper application.

#### To Order, Specify:

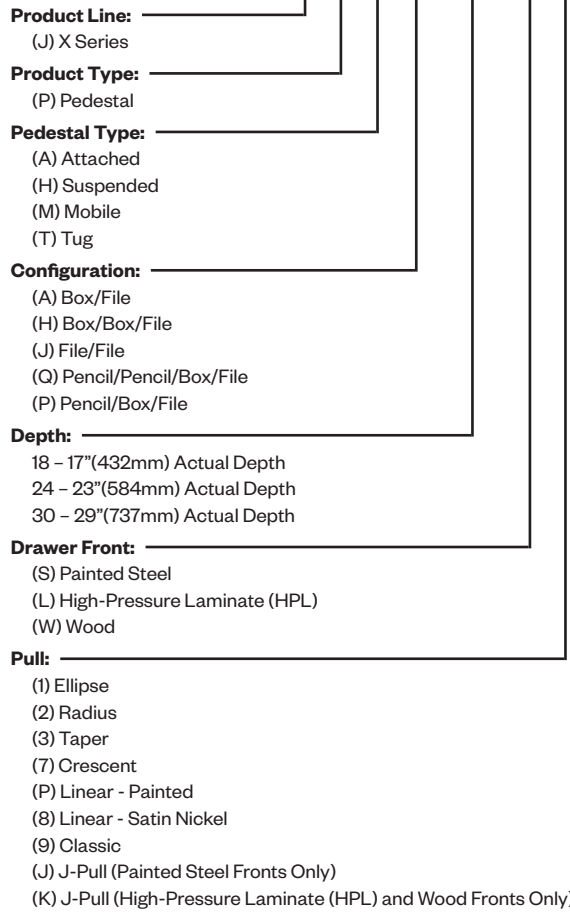
- 1) Product number.
- 2) Trim color.

Orientation	Number	Trim	
		A	B
Left	JABR-L	\$519.15	\$521.08
Right	JABR-R	519.15	521.08

# Pedestals


## Catalog Logic

J P A H - 24 - S 1

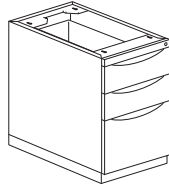


# Pedestals

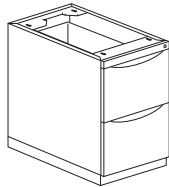
## Attached



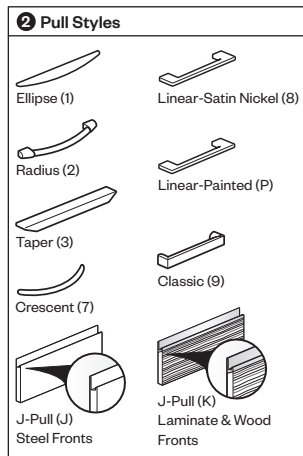
JPAQ-24



JPAH-24



JPAJ-24  
Class FP



### Features

- Includes steel pedestal and attachment hardware.
- Pedestal with pencil drawers and/or box drawers includes a single pencil tray.
- Box drawers include one divider in each drawer.
- Drawer front options include painted, high-pressure laminate (HPL), or wood.
- Lockbar is standard in painted steel and will match case.
- Optional drawer pulls include Ellipse, Radius, Taper, Crescent, Linear, Classic, and J-Pull.
  - Crescent (7) and Classic (9) pulls are brushed nickel.
  - Ellipse (1) and Radius (2) pulls available in limited colors (see specification).
  - Taper (3) and J-Pull (J, K) match case color.
  - Linear pulls available:
    - Painted (P); finish specification required.
    - Satin nickel (8); no specification required.
- Drawers have full extension steel ball-bearing slides.
- Drawer interiors and accessories are black finish color.
- Single lock secures all drawers.
- Lock plug is available in black or chrome.
- For lock options, refer to Lock Program section of the Accessories Price List.
- Glides provide 1"(25mm) adjustment range.

### Specification Tips

- When attaching pedestal to a square edge worksurface, the pedestal depth must be equal to, or less than the worksurface depth.
  - 18"(457mm) square edge worksurface accepts an 18"(457mm)D pedestal
  - 24"(610mm) square edge worksurface accepts an 18"(457mm) or 24"(610mm)D pedestal
  - 30"(762mm) square edge worksurface accepts an 18"(457mm), 24"(610mm), or 30"(762mm)D pedestal
- When attaching pedestal to a knife edge worksurface, the pedestal depth must be at least 6"(152mm) less than worksurface depth.
  - 18"(457mm)D knife edge worksurface will not accept an attached pedestal
  - 24"(610mm)D knife edge worksurface will accept an 18"(457mm)D pedestal
  - 30"(762mm)D knife edge worksurface will accept an 18"(457mm) or 24"(610mm)D pedestal
- When using pedestal to support one end of a worksurface in a panel system application, secure the worksurface to the panel using a corner bracket, cantilever, or pedestal to panel bracket; specified separately.
- When attaching a panel-hung worksurface up to 2"(51mm) higher than standard mounting height, use a worksurface height adjustment kit, specified separately.
- 18"(457mm)D pedestal accommodates letter-size filing only.
- Additional accessories are available and can be specified separately.

### To Order, Specify:

1) Product number, including:

#### 1 Front Option:

- S** Painted Steel
- L** Laminate (HPL)
- W** Wood

#### 2 Pull Option:\*

- 9** Classic (add **\$53.71** list)
- 7** Crescent
- 1** Ellipse<sup>1</sup>
- J** J-Pull (Steel Fronts)
- K** J-Pull (HPL and Wood Fronts) (add **\$104.38** list)
- P** Linear - Painted<sup>2</sup>
- 8** Linear - Satin Nickel
- 2** Radius<sup>3</sup> (add **\$43.78** list)
- 3** Taper

- 2) Trim color for case and steel drawer fronts.
- 3) Pull trim color (Ellipse, Radius and painted Linear only).
- 4) Drawer front HPL or wood finish (if applicable).
- 5) HPL edge color (if applicable).
- 6) Lock Plug color.

\*Price per pull.

- <sup>1</sup>Beige (TR-R)
- Chalk (TR-AK)
- Charcoal (TR-K)
- Graphite (TR-J)
- Gray Tone (TR-G)
- Putty (TR-AA)
- Smoke (TR-E)

<sup>2</sup>All powdercoat finishes.

- <sup>3</sup>Dark Bronze Metallic (TR-DM)
- Metallic Gunmetal (TR-MG)
- Metallic Champagne (TR-MC)
- Metallic Silver (TR-LE)

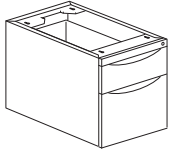
# Pedestals

## Attached

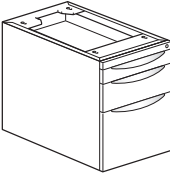
Actual Depth	Actual Width	Number ①②	Fronts Painted Trim		Fronts HPL A Trim		Fronts HPL B Trim		Fronts Wood A Trim		Fronts Wood B Trim	
			A	B	A	B	A	B	A	B	A	B
<b>27.5"(699mm)H - Pencil/Pencil/Box/File</b>												
17" (432mm)	15" (381mm)	JPAQ-18- ■■	\$1064.14	\$ 1157.04	\$1459.09	\$ 1551.99	\$1483.71	\$ 1576.61	\$1668.82	\$ 1761.72	\$1705.99	\$1798.89
23" (584mm)	15" (381mm)	JPAQ-24- ■■	\$1106.38	\$ 1212.80	\$ 1501.33	\$1607.75	\$1525.95	\$1632.37	\$ 1711.06	\$ 1817.48	\$1748.23	\$1854.65
29" (737mm)	15" (381mm)	JPAQ-30- ■■	\$1217.43	\$ 1337.37	\$ 1612.38	\$1732.32	\$1637.00	\$1756.94	\$1822.11	\$1942.05	\$1859.28	\$1979.22
<b>27.5"(699mm)H - Box/Box/File</b>												
17" (432mm)	15" (381mm)	JPAH-18- ■■	\$898.61	\$ 991.51	\$1239.53	\$1332.43	\$1259.78	\$1352.68	\$1398.57	\$ 1491.47	\$1439.10	\$1532.00
23" (584mm)	15" (381mm)	JPAH-24- ■■	\$940.85	\$1047.27	\$ 1281.77	\$1388.19	\$1302.02	\$1408.44	\$1440.81	\$ 1547.23	\$ 1481.34	\$ 1587.76
29" (737mm)	15" (381mm)	JPAH-30- ■■	\$983.09	\$ 1103.03	\$1324.01	\$1443.95	\$1344.26	\$1464.20	\$1483.05	\$1602.99	\$1523.58	\$1643.52
<b>27.5"(699mm)H - File/File</b>												
17" (432mm)	15" (381mm)	JPAJ-18- ■■	\$839.50	\$ 932.40	\$ 1165.21	\$1258.11	\$ 1183.74	\$ 1276.64	\$1307.35	\$1400.25	\$1347.91	\$1440.81
23" (584mm)	15" (381mm)	JPAJ-24- ■■	\$881.74	\$ 988.16	\$1207.45	\$ 1313.87	\$1225.98	\$1332.40	\$1349.59	\$1456.01	\$1390.15	\$1496.57
29" (737mm)	15" (381mm)	JPAJ-30- ■■	\$923.98	\$1043.92	\$1249.69	\$1369.63	\$1268.22	\$1388.16	\$ 1391.83	\$ 1511.77	\$1432.39	\$1552.33

# Pedestals

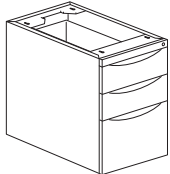
## Suspended



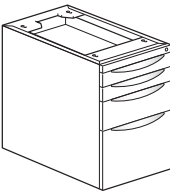
JPHA-24



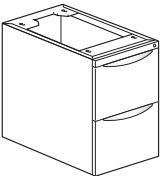
JPHP-24



JPHH-24



JPHQ-24



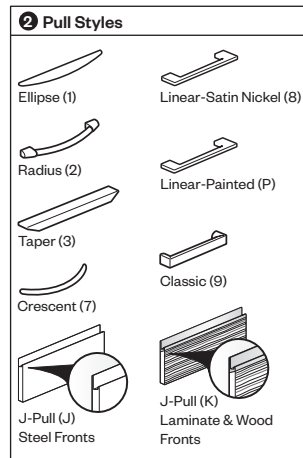
JPHJ-24  
Class FP

### Features

- Includes steel pedestal and attachment hardware.
- Pedestal with pencil drawers and/or box drawers includes a single pencil tray.
- Box drawers include one divider in each drawer.
- Drawer front options include painted, high-pressure laminate (HPL), or wood.
- Lockbar is standard in painted steel and will match case.
- Optional drawer pulls include Ellipse, Radius, Taper, Crescent, Linear, Classic, and J-Pull.
- -Crescent (7) and Classic (9) pulls are brushed nickel.
- -Ellipse (1) and Radius (2) pulls available in limited colors (see specification).
- -Taper (3) and J-Pull (J, K) match case color.
- -Linear pulls available:
  - Painted (P); finish specification required.
  - Satin nickel (8); no specification required.
- Drawers have full extension steel ball-bearing slides.
- Drawer interiors and accessories are black finish color.
- Single lock secures all drawers.
- Lock plug is available in black or chrome.
- For lock options, refer to Lock Program section of the Accessories Price List.

### Specification Tips

- When attaching pedestal to a square edge worksurface, the pedestal depth must be equal to, or less than the worksurface depth.
  - 18"(457mm) square edge worksurface accepts an 18"(457mm)D pedestal
  - 24"(610mm) square edge worksurface accepts an 18"(457mm) or 24"(610mm)D pedestal
  - 30"(762mm) square edge worksurface accepts an 18"(457mm), 24"(610mm), or 30"(762mm)D pedestal
- When attaching pedestal to a knife edge worksurface, the pedestal depth must be at least 6"(152mm) less than worksurface depth.
  - 18"(457mm)D knife edge worksurface will not accept a suspended pedestal
  - 24"(610mm)D knife edge worksurface will accept an 18"(457mm)D pedestal
  - 30"(762mm)D knife edge worksurface will accept an 18"(457mm) or 24"(610mm)D pedestal
- For use with Compose, UniGroup, and UniGroup Too systems applications only.
- 18"(457mm)D pedestal accommodates letter-size filing only.
- Additional accessories are available and can be specified separately.



### To Order, Specify:

1) Product number, including:

**1 Front Option:**

- S** Painted Steel
- L** Laminate (HPL)
- W** Wood

**2 Pull Option:\***

- 9** Classic (add **\$53.71** list)
- 7** Crescent
- 1** Ellipse<sup>1</sup>
- J** J-Pull (Steel Fronts)
- K** J-Pull (HPL and Wood Fronts) (add **\$104.38** list)
- P** Linear - Painted<sup>2</sup>
- 8** Linear - Satin Nickel
- 2** Radius<sup>3</sup> (add **\$43.78** list)
- 3** Taper

- 2) Trim color for case and steel drawer fronts.
- 3) Pull trim color (Ellipse, Radius and painted Linear only).
- 4) Drawer front HPL or wood finish (if applicable).
- 5) HPL edge color (if applicable).
- 6) Lock Plug color.

\*Price per pull.

- <sup>1</sup>Beige (TR-R)
- Chalk (TR-AK)
- Charcoal (TR-K)
- Graphite (TR-J)
- Gray Tone (TR-G)
- Putty (TR-AA)
- Smoke (TR-E)

<sup>2</sup>All powdercoat finishes.

- <sup>3</sup>Dark Bronze Metallic (TR-DM)
- Metallic Gunmetal (TR-MG)
- Metallic Champagne (TR-MC)
- Metallic Silver (TR-LE)

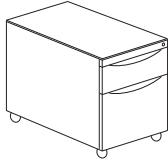
# Pedestals

## Suspended

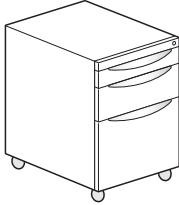
Actual Depth	Actual Width	Number ①②	Fronts Painted Trim		Fronts HPL A Trim		Fronts HPL B Trim		Fronts Wood A Trim		Fronts Wood B Trim	
			A	B	A	B	A	B	A	B	A	B
<b>19.625"(498mm)H - Box/File</b>												
17" (432mm)	15" (381mm)	JPHA-18- ■■	\$672.69	\$ 735.18	\$ 942.63	\$1005.12	\$ 956.69	\$1019.18	\$1030.79	\$1093.28	\$1094.96	\$ 1157.45
23" (584mm)	15" (381mm)	JPHA-24- ■■	\$714.93	\$ 790.94	\$ 984.87	\$1060.88	\$ 998.93	\$1074.94	\$1073.03	\$ 1149.04	\$ 1137.20	\$ 1213.21
<b>22.625"(575mm)H - Pencil/Box/File</b>												
17" (432mm)	15" (381mm)	JPHP-18- ■■	\$807.83	\$ 878.78	\$ 1130.15	\$ 1201.10	\$ 1149.31	\$1220.26	\$1270.64	\$ 1341.59	\$1322.99	\$1393.94
23" (584mm)	15" (381mm)	JPHP-24- ■■	\$850.07	\$ 934.54	\$ 1172.39	\$1256.86	\$ 1191.55	\$1276.02	\$ 1312.88	\$1397.35	\$1365.23	\$1449.70
<b>25.625"(651mm)H - Box/Box/File</b>												
17" (432mm)	15" (381mm)	JPHH-18- ■■	\$856.80	\$ 937.88	\$ 1197.72	\$ 1278.80	\$ 1217.97	\$1299.05	\$1356.76	\$ 1437.84	\$ 1397.29	\$1478.37
23" (584mm)	15" (381mm)	JPHH-24- ■■	\$899.04	\$ 993.64	\$1239.96	\$1334.56	\$1260.21	\$1354.81	\$1399.00	\$1493.60	\$1439.53	\$1534.13
<b>25.625"(651mm)H - Pencil/Pencil/Box/File</b>												
17" (432mm)	15" (381mm)	JPHQ-18- ■■	\$1022.33	\$1103.41	\$ 1417.28	\$1498.36	\$ 1441.90	\$1522.98	\$1627.01	\$1708.09	\$1664.18	\$1745.26
23" (584mm)	15" (381mm)	JPHQ-24- ■■	\$1064.57	\$1159.17	\$1459.52	\$1554.12	\$1484.14	\$1578.74	\$1669.25	\$1763.85	\$1706.42	\$1801.02
<b>25.625"(651mm)H - File/File</b>												
17" (432mm)	15" (381mm)	JPHJ-18- ■■	\$797.69	\$ 878.77	\$ 1123.40	\$1204.48	\$ 1141.93	\$1223.01	\$1265.54	\$1346.62	\$1306.10	\$ 1387.18
23" (584mm)	15" (381mm)	JPHJ-24- ■■	\$839.93	\$ 934.53	\$ 1165.64	\$1260.24	\$ 1184.17	\$1278.77	\$1307.78	\$1402.38	\$1348.34	\$1442.94

# Pedestals

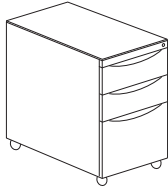
## Mobile



JPMA-24



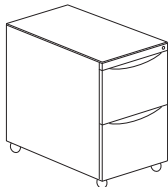
JPMMP-24



JPMH-24



JPMQ-24



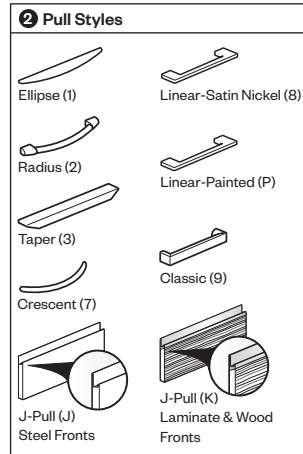
JPMJ-24  
Class FP

### Features

- Includes steel pedestal with counterweight and non-locking casters; two fixed casters in front, and two swivel casters at the back.
- Pedestal with pencil drawers and/or box drawers includes a single pencil tray.
- Box drawers include one divider in each drawer.
- Drawer front options include painted, high-pressure laminate (HPL), or wood.
- Lockbar is standard in painted steel and will match case.
- Optional drawer pulls include Ellipse, Radius, Taper, Crescent, Linear, Classic, and J-Pull.
- Crescent (7) and Classic (9) pulls are brushed nickel.
- Ellipse (1) and Radius (2) pulls available in limited colors (see specification).
- Taper (3) and J-Pull (J, K) match case color.
- Linear pulls available:
  - Painted (P); finish specification required.
  - Satin nickel (8); no specification required.
- Drawers have full extension steel ball-bearing slides.
- Drawer interiors and accessories are black finish color.
- Single lock secures all drawers.
- Lock plug is available in black or chrome.
- For lock options, refer to Lock Program section of the Accessories Price List.

### Specification Tips

- Cushion top option:
  - Pedestal with this option will not include a top, allowing a cushion top to be field installed.
  - Cushion top must be separately specified.**
  - To order: Specify **C** in the third option. Example: JPMA-24-S1C.
- Mobile file/file pedestal with a cushion top will not fit under a work surface.
- Additional accessories are available and can be specified separately.



### To Order, Specify:

1) Product number, including:

#### 1 Front Option:

- S** Painted Steel
- L** Laminate (HPL)
- W** Wood

#### 2 Pull Option:\*

- 9** Classic (add **\$53.71** list)
- 7** Crescent
- 1** Ellipse<sup>1</sup>
- J** J-Pull (Steel Fronts)
- K** J-Pull (HPL and Wood Fronts) (add **\$104.38** list)
- P** Linear - Painted<sup>2</sup>
- 8** Linear - Satin Nickel
- 2** Radius<sup>3</sup> (add **\$43.78** list)
- 3** Taper

- 2) Trim color for case and steel drawer fronts.
- 3) Pull trim color (Ellipse, Radius and painted Linear only).
- 4) Drawer front HPL or wood finish (if applicable).
- 5) HPL edge color (if applicable).
- 6) Lock Plug color.

\*Price per pull.

- <sup>1</sup>Beige (TR-R)
- Chalk (TR-AK)
- Charcoal (TR-K)
- Graphite (TR-J)
- Gray Tone (TR-G)
- Putty (TR-AA)
- Smoke (TR-E)

<sup>2</sup>All powdercoat finishes.

- <sup>3</sup>Dark Bronze Metallic (TR-DM)
- Metallic Gunmetal (TR-MG)
- Metallic Champagne (TR-MC)
- Metallic Silver (TR-LE)

# Pedestals

## Mobile

Actual Depth	Actual Width	Number ①②	Fronts Painted Trim		Fronts HPL A Trim		Fronts HPL B Trim		Fronts Wood A Trim		Fronts Wood B Trim	
			A	B	A	B	A	B	A	B	A	B
<b>21.5"(546mm)H - Box/File</b>												
17" (432mm)	15" (381mm)	JPMA-18- ■■	\$923.93	\$ 998.24	\$ 1193.87	\$1268.18	\$1207.93	\$1282.24	\$1282.03	\$ 1356.34	\$1346.20	\$ 1420.51
23" (584mm)	15" (381mm)	JPMA-24- ■■	\$966.17	\$1054.00	\$1236.11	\$1323.94	\$1250.17	\$1338.00	\$1324.27	\$ 1412.10	\$1388.44	\$ 1476.27
<b>24.5"(622mm)H - Pencil/Box/File</b>												
17" (432mm)	15" (381mm)	JPMP-18- ■■	\$1059.07	\$ 1141.84	\$ 1381.39	\$1464.16	\$1400.55	\$1483.32	\$ 1521.88	\$ 1604.65	\$ 1574.23	\$ 1657.00
23" (584mm)	15" (381mm)	JPMP-24- ■■	\$1101.31	\$ 1197.60	\$1423.63	\$ 1519.92	\$1442.79	\$1539.08	\$1564.12	\$ 1660.41	\$ 1616.47	\$ 1712.76
<b>27.5"(699mm)H - Box/Box/File</b>												
17" (432mm)	15" (381mm)	JPMH-18- ■■	\$1108.04	\$1200.94	\$1448.96	\$ 1541.86	\$1469.21	\$1562.11	\$1608.00	\$ 1700.90	\$1648.53	\$ 1741.43
23" (584mm)	15" (381mm)	JPMH-24- ■■	\$1150.28	\$1256.70	\$ 1491.20	\$1597.62	\$ 1511.45	\$ 1617.87	\$1650.24	\$ 1756.66	\$1690.77	\$ 1797.19
29" (737mm)	15" (381mm)	JPMH-30- ■■	\$1192.52	\$ 1312.46	\$1533.44	\$1653.38	\$1553.69	\$1673.63	\$1692.48	\$ 1812.42	\$1733.01	\$ 1852.95
<b>27.5"(699mm)H - Pencil/Pencil/Box/File</b>												
17" (432mm)	15" (381mm)	JPMQ-18- ■■	\$1273.57	\$1366.47	\$1668.52	\$ 1761.42	\$1693.14	\$1786.04	\$1878.25	\$ 1971.15	\$ 1915.42	\$2008.32
23" (584mm)	15" (381mm)	JPMQ-24- ■■	\$1315.81	\$1422.23	\$ 1710.76	\$ 1817.18	\$ 1735.38	\$ 1841.80	\$1920.49	\$2026.91	\$ 1957.66	\$2064.08
<b>27.5"(699mm)H - File/File</b>												
17" (432mm)	15" (381mm)	JPMJ-18- ■■	\$1048.93	\$ 1141.83	\$ 1374.64	\$1467.54	\$1393.17	\$1486.07	\$ 1516.78	\$ 1609.68	\$ 1557.34	\$ 1650.24
23" (584mm)	15" (381mm)	JPMJ-24- ■■	\$1091.17	\$ 1197.59	\$ 1416.88	\$1523.30	\$1435.41	\$ 1541.83	\$1559.02	\$ 1665.44	\$1599.58	\$ 1706.00
29" (737mm)	15" (381mm)	JPMJ-30- ■■	\$1133.41	\$1253.35	\$1459.12	\$1579.06	\$ 1477.65	\$1597.59	\$ 1601.26	\$ 1721.20	\$ 1641.82	\$ 1761.76

# Pedestals

## Tug



JPTA-24



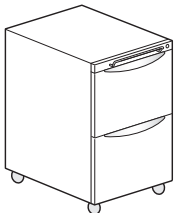
JPTP-24



JPTH-24



JPTQ-24



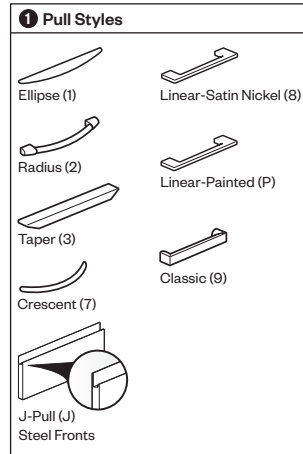
JPTJ-24  
Class FP

### Features

- Includes steel pedestal with counterweight, attached handle and non-locking casters; two swivel casters in front, and two fixed casters at the back.
- Pedestal with pencil drawers and/or box drawers includes a single pencil tray.
- Box drawers include one divider in each drawer.
- Optional drawer pulls include Ellipse, Radius, Taper, Crescent, Linear, Classic, and J-Pull.
  - Crescent (7) and Classic (9) pulls are brushed nickel.
  - Ellipse (1) and Radius (2) pulls available in limited colors (see specification).
  - Taper (3) and J-Pull (J) match case color.
  - Linear pulls available:
    - Painted (P); finish specification required.
    - Satin nickel (8); no specification required.
- Handle matches case trim color and is centered in lockbar.
- Drawers have full extension steel ball-bearing slides.
- Drawer interiors and accessories are black finish color.
- Single lock secures all drawers.
- Lock plug is available in black or chrome.
- For lock options, refer to Lock Program section of the Accessories Price List.

### Specification Tips

- Cushion top option:
  - Pedestal with this option will not include a top, allowing a cushion top to be field installed.
  - Cushion top must be separately specified.**
  - To order: Specify **C** in the third option. Example: JPTA-24-S1**C**.
- Mobile file/file pedestal with a cushion top will not fit under a work surface.
- Additional accessories are available and can be specified separately.
- Tug Pedestal will not accommodate digital lock.



### To Order, Specify:

1) Product number, including:

#### 1 Pull Option:\*

- 9 Classic (add **\$53.71** list)
- 7 Crescent
- 1 Ellipse<sup>1</sup>
- J J-Pull (Steel Fronts)
- P Linear - Painted<sup>2</sup>
- 8 Linear - Satin Nickel
- 2 Radius<sup>3</sup> (add **\$43.78** list)
- 3 Taper

2) Trim color for drawer front, case and handle.

3) Pull trim color (Ellipse, Radius and painted Linear only).

4) Lock Plug color.

\*Price per pull.

- <sup>1</sup>Beige (TR-R)
- Chalk (TR-AK)
- Charcoal (TR-K)
- Graphite (TR-J)
- Gray Tone (TR-G)
- Putty (TR-AA)
- Smoke (TR-E)

<sup>2</sup>All powdercoat finishes.

- <sup>3</sup>Dark Bronze Metallic (TR-DM)
- Metallic Gunmetal (TR-MG)
- Metallic Champagne (TR-MC)
- Metallic Silver (TR-LE)

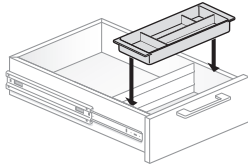
# Pedestals

## Tug

Actual Height	Actual Width	Number	Trim A	B
<b>21.75"(552mm)H - Box/File</b>				
17"(432mm)	15"(381mm)	JPTA-18-S	\$1135.07	\$1209.38
23"(584mm)	15"(381mm)	JPTA-24-S	\$1177.31	\$1265.14
<b>24.75"(629mm)H - Pencil/Box/File</b>				
17"(432mm)	15"(381mm)	JPTP-18-S	\$1270.21	\$1352.98
23"(584mm)	15"(381mm)	JPTP-24-S	\$1312.45	\$1408.74
29"(737mm)	15"(381mm)	JPTP-30-S	\$1414.40	\$1524.21
<b>27.75"(705mm)H - Box/Box/File</b>				
17"(432mm)	15"(381mm)	JPTH-18-S	\$1319.18	\$1412.08
23"(584mm)	15"(381mm)	JPTH-24-S	\$1361.42	\$1467.84
29"(737mm)	15"(381mm)	JPTH-30-S	\$1463.37	\$1583.31
<b>27.75"(705mm)H - Pencil/Pencil/Box/File</b>				
17"(432mm)	15"(381mm)	JPTQ-18-S	\$1484.71	\$1577.61
23"(584mm)	15"(381mm)	JPTQ-24-S	\$1526.95	\$1633.37
29"(737mm)	15"(381mm)	JPTQ-30-S	\$1628.90	\$1748.84
<b>27.75"(705mm)H - File/File</b>				
17"(432mm)	15"(381mm)	JPTJ-18-S	\$1260.07	\$1352.97
23"(584mm)	15"(381mm)	JPTJ-24-S	\$1302.31	\$1408.73
29"(737mm)	15"(381mm)	JPTJ-30-S	\$1404.26	\$1524.20

# Pedestal Accessories

## Pencil Tray



JPTA-6  
Class FP

### Features

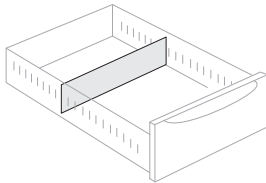
- Includes one black plastic tray.
- Suspends from sides of 6"(152mm) drawer and slides for drawer access.
- Works with X Series and V Series pedestal drawers.

### To Order, Specify:

- 1) Product number.  
(No finish specification required.)

Height	Depth	Width	Number	Price
1.25"(32mm)	5.5"(140mm)	12.875"(327mm)	JPTA-6	\$59.70

## Dividers



JBDA-6  
Class FP

### Features

- Includes six dividers.
- Spans 6"(152mm) drawer from side-to-side.
- Adjusts in 1"(25mm) increments from front to back of drawer.
- Standard in black finish color only.
- Works with X Series and V Series pedestal drawers.

### To Order, Specify:

- 1) Product number.  
(No finish specification required.)

Height	Width	Number	Price
3"(76mm)	12"(305mm)	JBDA-6	\$49.82

## Pedestal Cushion Kit



JCTB-24  
Class FP

### Features

- Includes cushion with fastener.
- Works with X Series and V Series 18"(457mm) and 24"(610mm)D pedestals.
- Field installed.
- COM yardage:
  - 17"(432mm)D - 0.75 yard
  - 23"(584mm)D - 1 yard

### To Order, Specify:

- 1) Product number.
- 2) Fabric surface/color.

Height	Depth	Width	Number	Fabric							
				A	B	C	D	E	F	G	H
1"(25mm)	17"(432mm)	15"(381mm)	JCTB-18	\$ 257.05	\$288.34	\$327.89	\$346.00	\$400.38	\$ 441.58	\$ 512.44	\$ 759.57
1"(25mm)	23"(584mm)	15"(381mm)	JCTB-24	446.53	486.09	527.27	545.38	627.76	696.94	807.36	1196.19

# Pedestal Accessories

## Stationary Pedestal Conversion Kit

JSCK-18  
GSA: Open Market

### Features

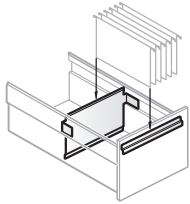
- Includes top, counterweight, and attachment hardware.
- Converts an X Series or V Series attached pedestal to a stationary pedestal.

### To Order, Specify:

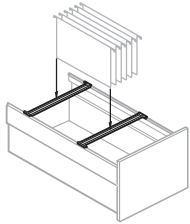
- 1) Product number.
- 2) Trim color for top.

Depth	Number	Trim	
		A	B
18"(457mm)	JSCK-18	\$326.29	\$338.28
24"(610mm)	JSCK-24	334.88	350.29
30"(762mm)	JSCK-30	343.47	362.30

## Filing Kits



VPL1-12



VPL2-12  
Class FP

### Features

- Side-to-side filing kit options:
  - Compressor kit (VPL1-12) includes one compressor and one hanging bar.
  - File bar kit (VPL2-12) includes two hanging file bars.
- Allows side-to-side filing of legal-size suspended file folders in a pedestal file drawer.
- Designed to be used in X and V Series 23"(584mm) and 29"(737mm)D pedestals.

### To Order, Specify:

- 1) Product number.  
(No finish specification required.)

Description	Number	Price
Compressor, inner hanging bar	VPL1-12	\$133.47
12"(305mm) STS file conversion bars	VPL2-12	66.72

# Personal Storage Towers

## Catalog Logic

J 2 H B - 51 24 - SS 1 R

**Product Line:** \_\_\_\_\_  
 (J) X Series

**Product Type:** \_\_\_\_\_  
 (2) Personal Storage Tower

**Upper Storage Type:** \_\_\_\_\_  
 (H) Hinged Door  
 (B) Bookcase  
 (N) No Upper Storage

**Configuration:** \_\_\_\_\_  
 (L) Box/File - Left-Hand Door  
 (P) Box/File - Right-Hand Door  
 (C) Box/Box/File - Left-Hand Door (or Left-Facing Bookcase)  
 (D) Box/Box/File - Right-Hand Door (or Right-Facing Bookcase)  
 (F) File/File - Left-Hand Door (or Left-Facing Bookcase)  
 (K) File/File - Right-Hand Door (or Right-Facing Bookcase)  
 (Q) Box/File - Valet Right  
 (R) Box/File - Valet Left  
 (B) Box/Box/File - Valet Right  
 (E) Box/Box/File - Valet Left  
 (G) File/File - Valet Right  
 (J) File/File - Valet Left  
 (N) Box/Box/File/File - Valet Right  
 (H) Box/Box/File/File - Valet Left  
 (M) File/File/File - Valet Right  
 (A) File/File/File - Valet Left

**Height:** \_\_\_\_\_  
 27 - 27.5"(699mm)  
 39 - 39.5"(1003mm)  
 40 - 40.5"(1029mm)  
 48 - 48.5"(1232mm)  
 51 - 51.5"(1308mm)  
 56 - 56.5"(1435mm)  
 63 - 63.5"(1613mm)  
 64 - 64.5"(1638mm)  
 73 - 73.5"(1867mm)

**Width:** \_\_\_\_\_  
 15 - 15"(381mm)  
 24 - 24"(610mm)

**Front Material:** \_\_\_\_\_  
 (SS) Painted Steel  
 (LL) High-Pressure Laminate (HPL)  
 (W) Wood


**Pull:** \_\_\_\_\_  
 (1) Ellipse                      (7) Crescent                      (9) Classic  
 (2) Radius                      (P) Linear - Painted  
 (3) Taper                      (8) Linear - Satin Nickel

**Touch Latch Door w/Pull:** \_\_\_\_\_  
 (A) Ellipse  
 (B) Radius                      (J) J-Pull (Painted Steel Fronts Only)  
 (C) Taper                      (K) J-Pull (High-Pressure Laminate (HPL) and Wood Fronts Only)  
 (D) Crescent  
 (H) Linear - Painted  
 (E) Linear - Satin Nickel  
 (F) Classic

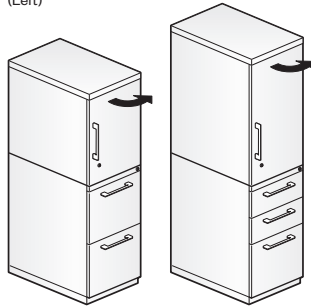
**Top Material:** \_\_\_\_\_  
 (R) Painted Steel  
 (T) Translucent  
 (L) High-Pressure Laminate (HPL)  
 (W) Wood

# 15"W Personal Storage Towers

## Hinged Door Upper Storage



J2HL-4015  
(Left)



J2HK-4815  
(Right)  
Class FM2

J2HD-5615  
(Right)

### Features

- Includes pedestal section with hinged door upper storage.
- Box drawer includes one divider and one pencil tray.
- Drawer/door front options include painted, high-pressure laminate (HPL), or wood.
- Lockbar is standard in painted steel and will match case.
- Front and top options:
  - Steel front: Steel or translucent top.
  - HPL front: Steel or laminate top.
  - Wood front: Steel or wood top.
- Optional drawer/door pulls include Ellipse, Radius, Taper, Crescent, Linear, Classic, and J-Pull. J-Pull available with touch latch doors only.
  - Crescent (7) and Classic (9) pulls are brushed nickel.
  - Ellipse (1) and Radius (2) pulls available in limited colors (see specification).
  - Taper (3) and J-Pull (J, K) match case color.
  - Linear pulls available:
    - Painted (P); finish specification required.
    - Satin nickel (8); no specification required.
- Standard door or touch latch door choice is determined by pull style code.
- Drawers have full extension steel ball-bearing slides.
- Interiors, shelf, and accessories are black finish color.
- Upper storage:
  - 40.5"(1029mm)H units have open storage.
  - 48.5"(1232mm) and 51.5"(1308mm)H units have one removable shelf located 12.5"(318mm) from bottom of storage area.
  - 56.5"(1435mm)H units with Box/Box/File or File/File pedestal have one removable shelf. Units with Box/File pedestal have 2 removable shelves.
- Single lock secures all drawers. Storage unit locks separately.
- Locks in tower are randomly keyed.
- Lock plugs are available in black or chrome.
- For lock options, refer to Lock Program section of the Accessories Price List.
- Glides provide 1.5"(38mm) adjustment range.

### Specification Tips

- Optional white translucent top adds 2.75"(70mm) to overall height of tower.
- Additional shelves can be specified separately.

### To Order, Specify:

1) Product number, including:

#### 1 Front Option:

- SS** Painted Steel
- LL** Laminate (HPL)
- WW** Wood

#### 2 Pull Option:\*\*

- 9** Classic (add **\$53.71** list)
- 7** Crescent
- 1** Ellipse<sup>1</sup>
- J** J-Pull (Steel Fronts)
- K** J-Pull (HPL and Wood Fronts) (add **\$104.38** list)
- P** Linear - Painted<sup>2</sup>
- 8** Linear - Satin Nickel
- 2** Radius<sup>3</sup> (add **\$43.78** list)
- 3** Taper

#### 3 Top Option:

- R** Regular Top
- T** Translucent Top (add **\$844.29** list)
- L** Laminate Top (add **\$205.28** list)
- W** Wood Top (add **\$394.80** list)

- 2) Trim color for case and steel door/drawer fronts.
- 3) Pull trim color (Ellipse, Radius and painted Linear only).
- 4) Drawer/door front HPL or wood finish (if applicable).
- 5) HPL edge color (if applicable).
- 6) Lock Plug color.

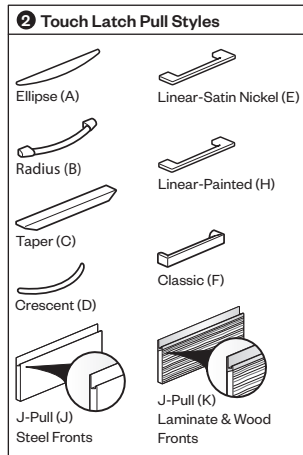
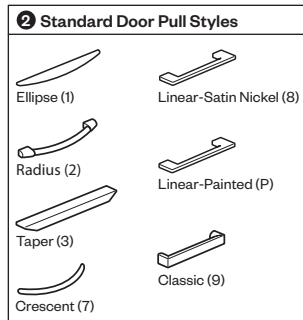
\* For touch latch doors change pull style code (add **\$47.66** list)

\*\*Price per pull.

- <sup>1</sup>Beige (TR-R)
- Chalk (TR-AK)
- Charcoal (TR-K)
- Graphite (TR-J)
- Gray Tone (TR-G)
- Putty (TR-AA)
- Smoke (TR-E)

<sup>2</sup>All powdercoat finishes.

- <sup>3</sup>Dark Bronze Metallic (TR-DM)
- Metallic Gunmetal (TR-MG)
- Metallic Champagne (TR-MC)
- Metallic Silver (TR-LE)



# 15"W Personal Storage Towers

## Hinged Door Upper Storage

Actual Depth	Actual Width	Number ①②③	Fronts Painted Trim		Fronts HPL A Trim		Fronts HPL B Trim		Fronts Wood A Trim		Fronts Wood B Trim	
			A	B	A	B	A	B	A	B	A	B
<b>3H, 40.5"(1029mm) - Box/File, Right-Hand Door</b>												
23.625" (600mm)	15" (381mm)	J2HP-4015-	\$3102.19	\$3252.78	\$3432.67	\$3547.82	\$3538.26	\$3653.41	\$3585.01	\$3700.16	\$3813.34	\$3928.49
<b>3H, 40.5"(1029mm)- Box/File, Left-Hand Door</b>												
23.625" (600mm)	15" (381mm)	J2HL-4015-	\$3102.19	\$3252.78	\$3432.67	\$3547.82	\$3538.26	\$3653.41	\$3585.01	\$3700.16	\$3813.34	\$3928.49
<b>4H, 48.5"(1232mm) - Box/File, Right-Hand Door</b>												
23.625" (600mm)	15" (381mm)	J2HP-4815-	\$3438.29	\$3609.80	\$3821.66	\$3954.36	\$3958.40	\$4091.10	\$4027.11	\$4159.81	\$4334.13	\$4466.83
<b>4H, 48.5"(1232mm) - Box/File, Left-Hand Door</b>												
23.625" (600mm)	15" (381mm)	J2HL-4815-	\$3438.29	\$3609.80	\$3821.66	\$3954.36	\$3958.40	\$4091.10	\$4027.11	\$4159.81	\$4334.13	\$4466.83
<b>4H, 48.5"(1232mm) - Box/Box/File, Right-Hand Door</b>												
23.625" (600mm)	15" (381mm)	J2HD-4815-	\$3521.60	\$3687.62	\$3858.22	\$3990.92	\$3997.86	\$4130.56	\$4033.94	\$4166.64	\$4328.74	\$4461.44
<b>4H, 48.5"(1232mm) - Box/Box/File, Left-Hand Door</b>												
23.625" (600mm)	15" (381mm)	J2HC-4815-	\$3521.60	\$3687.62	\$3858.22	\$3990.92	\$3997.86	\$4130.56	\$4033.94	\$4166.64	\$4328.74	\$4461.44
<b>4H, 48.5"(1232mm) - File/File, Right-Hand Door</b>												
23.625" (600mm)	15" (381mm)	J2HK-4815-	\$3416.31	\$3582.37	\$3735.38	\$3868.08	\$3865.20	\$3997.90	\$3893.57	\$4026.27	\$4188.37	\$4321.07
<b>4H, 48.5"(1232mm) - File/File, Left-Hand Door</b>												
23.625" (600mm)	15" (381mm)	J2HF-4815-	\$3416.31	\$3582.37	\$3735.38	\$3868.08	\$3865.20	\$3997.90	\$3893.57	\$4026.27	\$4188.37	\$4321.07
<b>4H, 51.5"(1308mm) - Box/File, Right-Hand Door</b>												
23.625" (600mm)	15" (381mm)	J2HP-5115-	\$3566.39	\$3741.27	\$3933.13	\$4065.83	\$4078.76	\$4211.46	\$4121.85	\$4254.55	\$4445.79	\$4578.49
<b>4H, 51.5"(1308mm) - Box/File, Left-Hand Door</b>												
23.625" (600mm)	15" (381mm)	J2HL-5115-	\$3566.39	\$3741.27	\$3933.13	\$4065.83	\$4078.76	\$4211.46	\$4121.85	\$4254.55	\$4445.79	\$4578.49
<b>4H, 51.5"(1308mm) - Box/Box/File, Right-Hand Door</b>												
23.625" (600mm)	15" (381mm)	J2HD-5115-	\$3649.70	\$3824.48	\$3970.52	\$4103.22	\$4119.17	\$4251.87	\$4128.72	\$4261.42	\$4438.90	\$4571.60
<b>4H, 51.5"(1308mm) - Box/Box/File, Left-Hand Door</b>												
23.625" (600mm)	15" (381mm)	J2HC-5115-	\$3649.70	\$3824.48	\$3970.52	\$4103.22	\$4119.17	\$4251.87	\$4128.72	\$4261.42	\$4438.90	\$4571.60
<b>4H, 51.5"(1308mm) - File/File, Right-Hand Door</b>												
23.625" (600mm)	15" (381mm)	J2HK-5115-	\$3544.41	\$3719.23	\$3847.68	\$3980.38	\$3986.51	\$4119.21	\$3988.35	\$4121.05	\$4298.53	\$4431.23
<b>4H, 51.5"(1308mm) - File/File, Left-Hand Door</b>												
23.625" (600mm)	15" (381mm)	J2HF-5115-	\$3544.41	\$3719.23	\$3847.68	\$3980.38	\$3986.51	\$4119.21	\$3988.35	\$4121.05	\$4298.53	\$4431.23

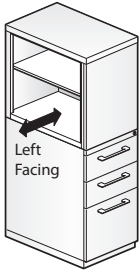
# 15"W Personal Storage Towers

## Hinged Door Upper Storage

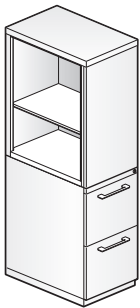
Actual Depth	Actual Width	Number ①②③	Fronts Painted Trim		Fronts HPL A Trim		Fronts HPL B Trim		Fronts Wood A Trim		Fronts Wood B Trim	
			A	B	A	B	A	B	A	B	A	B
<b>5H, 56.5"(1435mm) - Box/File, Right-Hand Door</b>												
23.625" (600mm)	15" (381mm)	J2HP-5615-	\$3776.03	\$3977.38	\$4081.03	\$4233.45	\$4238.51	\$4390.93	\$4207.80	\$4360.22	\$4547.02	\$4699.44
<b>5H, 56.5"(1435mm) - Box/File, Left-Hand Door</b>												
23.625" (600mm)	15" (381mm)	J2HL-5615-	\$3776.03	\$3977.38	\$4081.03	\$4233.45	\$4238.51	\$4390.93	\$4207.80	\$4360.22	\$4547.02	\$4699.44
<b>5H, 56.5"(1435mm) - Box/Box/File, Right-Hand Door</b>												
23.625" (600mm)	15" (381mm)	J2HD-5615-	\$3611.10	\$3802.08	\$3991.58	\$4144.00	\$4141.87	\$4294.29	\$4214.69	\$4367.11	\$4539.29	\$4691.71
<b>5H, 56.5"(1435mm) - Box/Box/File, Left-Hand Door</b>												
23.625" (600mm)	15" (381mm)	J2HC-5615-	\$3611.10	\$3802.08	\$3991.58	\$4144.00	\$4141.87	\$4294.29	\$4214.69	\$4367.11	\$4539.29	\$4691.71
<b>5H, 56.5"(1435mm) - File/File, Right-Hand Door</b>												
23.625" (600mm)	15" (381mm)	J2HK-5615-	\$3505.81	\$3696.83	\$3868.74	\$4021.16	\$4009.21	\$4161.63	\$4074.32	\$4226.74	\$4398.92	\$4551.34
<b>5H, 56.5"(1435mm) - File/File, Left-Hand Door</b>												
23.625" (600mm)	15" (381mm)	J2HF-5615-	\$3505.81	\$3696.83	\$3868.74	\$4021.16	\$4009.21	\$4161.63	\$4074.32	\$4226.74	\$4398.92	\$4551.34

# 15"W Personal Storage Towers

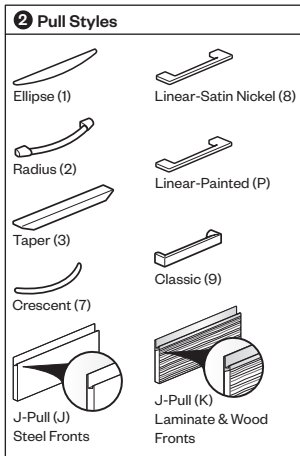
## Bookcase Upper Storage



J2BC-4815  
(Left)



J2BF-5615  
(Left)  
Class FM2



### Features

- Includes:
  - Pedestal section with multiple box and file drawer configurations
  - Side facing bookcase includes one shelf adjustable in 3"(76mm) increments. Lowest shelf mounting position is: 5"(127mm) from the bottom of compartment. Highest shelf mounting position is located at 5.75"(146mm) from the top of compartment.
- Tower with box drawers includes a single pencil tray.
- Each box drawer includes one divider.
- Drawer front options include painted, high-pressure laminate (HPL), or wood.
- Lockbar is standard in painted steel and will match case.
- Front and top options:
  - Steel front: Steel or translucent top.
  - HPL front: Steel or laminate top.
  - Wood front: Steel or wood top.
- Optional drawer pulls include Ellipse, Radius, Taper, Crescent, Linear, Classic, and J-Pull.
  - Crescent (7) and Classic (9) pulls are brushed nickel.
  - Ellipse (1) and Radius (2) pulls available in limited colors (see specification).
  - Taper (3) and J-Pull (J, K) match case color.
  - Linear pulls available:
    - Painted (P); finish specification required.
    - Satin nickel (8); no specification required.
- Drawers have full extension steel ball-bearing slides.
- Drawer interiors and accessories are black finish color. Bookcase interior and shelf color match case color.
- Single lock secures all drawers.
- Lock plugs are available in black or chrome.
- For lock options, refer to Lock Program section of the Accessories Price List.
- Glides provide 1.5"(38mm) adjustment range.

### Specification Tips

- Optional white translucent top adds 2.75"(70mm) to overall height of tower.
- Additional shelves can be specified separately.

### To Order, Specify:

1) Product number, including:

#### 1 Front Option:

- SS** Painted Steel
- LL** Laminate (HPL)
- WW** Wood

#### 2 Pull Option:\*

- 9** Classic (add **\$53.71** list)
- 7** Crescent
- 1** Ellipse<sup>1</sup>
- J** J-Pull (Steel Fronts)
- K** J-Pull (HPL and Wood Fronts) (add **\$104.38** list)
- P** Linear - Painted<sup>2</sup>
- 8** Linear - Satin Nickel
- 2** Radius<sup>3</sup> (add **\$43.78** list)
- 3** Taper

#### 3 Top Option:

- R** Regular Top
- T** Translucent Top (add **\$844.29** list)
- L** Laminate Top (add **\$205.28** list)
- W** Wood Top (add **\$394.80** list)

2) Trim color for case and steel drawer fronts.

3) Pull trim color (Ellipse, Radius and painted Linear only).

4) Drawer front HPL or wood finish (if applicable).

5) HPL edge color (if applicable).

6) Lock Plug color.

\*Price per pull.

- <sup>1</sup>Beige (TR-R)
- Chalk (TR-AK)
- Charcoal (TR-K)
- Graphite (TR-J)
- Gray Tone (TR-G)
- Putty (TR-AA)
- Smoke (TR-E)

<sup>2</sup>All powdercoat finishes.

- <sup>3</sup>Dark Bronze Metallic (TR-DM)
- Metallic Gunmetal (TR-MG)
- Metallic Champagne (TR-MC)
- Metallic Silver (TR-LE)

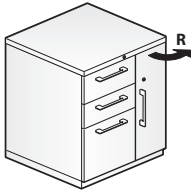
# 15"W Personal Storage Towers

## Bookcase Upper Storage

Actual Depth	Actual Width	Number ①②③	Fronts Painted Trim		Fronts HPL A Trim		Fronts HPL B Trim		Fronts Wood A Trim		Fronts Wood B Trim	
			A	B	A	B	A	B	A	B	A	B
<b>4H, 48.5"(1232mm) - Box/Box/File, Right-Facing Bookcase</b>												
23.625" (600mm)	15" (381mm)	J2BD-4815-■■■	\$3139.10	\$3305.11	\$3428.32	\$3576.81	\$3487.69	\$3636.18	\$3551.42	\$3699.91	\$3656.71	\$3805.20
<b>4H, 48.5"(1232mm) - Box/Box/File, Left-Facing Bookcase</b>												
23.625" (600mm)	15" (381mm)	J2BC-4815-■■■	\$3139.10	\$3305.11	\$3428.32	\$3576.81	\$3487.69	\$3636.18	\$3551.42	\$3699.91	\$3656.71	\$3805.20
<b>4H, 48.5"(1232mm) - File/File, Right-Facing Bookcase</b>												
23.625" (600mm)	15" (381mm)	J2BK-4815-■■■	\$3033.81	\$3199.86	\$3305.48	\$3453.97	\$3355.03	\$3503.52	\$3411.05	\$3559.54	\$3516.34	\$3664.83
<b>4H, 48.5"(1232mm) - File/File, Left-Facing Bookcase</b>												
23.625" (600mm)	15" (381mm)	J2BF-4815-■■■	\$3033.81	\$3199.86	\$3305.48	\$3453.97	\$3355.03	\$3503.52	\$3411.05	\$3559.54	\$3516.34	\$3664.83
<b>4H, 51.5"(1308mm) - Box/Box/File, Right-Facing Bookcase</b>												
23.625" (600mm)	15" (381mm)	J2BD-5115-■■■	\$3242.63	\$3417.40	\$3531.85	\$3689.10	\$3591.22	\$3748.47	\$3654.95	\$3812.20	\$3760.24	\$3917.49
<b>4H, 51.5"(1308mm) - Box/Box/File, Left-Facing Bookcase</b>												
23.625" (600mm)	15" (381mm)	J2BC-5115-■■■	\$3242.63	\$3417.40	\$3531.85	\$3689.10	\$3591.22	\$3748.47	\$3654.95	\$3812.20	\$3760.24	\$3917.49
<b>4H, 51.5"(1308mm) - File/File, Right-Facing Bookcase</b>												
23.625" (600mm)	15" (381mm)	J2BK-5115-■■■	\$3137.34	\$3312.15	\$3409.01	\$3566.26	\$3458.56	\$3615.81	\$3514.58	\$3671.83	\$3619.87	\$3777.12
<b>4H, 51.5"(1308mm) - File/File, Left-Facing Bookcase</b>												
23.625" (600mm)	15" (381mm)	J2BF-5115-■■■	\$3137.34	\$3312.15	\$3409.01	\$3566.26	\$3458.56	\$3615.81	\$3514.58	\$3671.83	\$3619.87	\$3777.12
<b>5H, 56.5"(1435mm) - Box/Box/File, Right-Facing Bookcase</b>												
23.625" (600mm)	15" (381mm)	J2BD-5615-■■■	\$3337.36	\$3528.35	\$3626.58	\$3800.05	\$3685.95	\$3859.42	\$3749.68	\$3923.15	\$3854.97	\$4028.44
<b>5H, 56.5"(1435mm) - Box/Box/File, Left-Facing Bookcase</b>												
23.625" (600mm)	15" (381mm)	J2BC-5615-■■■	\$3337.36	\$3528.35	\$3626.58	\$3800.05	\$3685.95	\$3859.42	\$3749.68	\$3923.15	\$3854.97	\$4028.44
<b>5H, 56.5"(1435mm) - File/File, Right-Facing Bookcase</b>												
23.625" (600mm)	15" (381mm)	J2BK-5615-■■■	\$3232.07	\$3423.10	\$3503.74	\$3677.21	\$3553.29	\$3726.76	\$3609.31	\$3782.78	\$3714.60	\$3888.07
<b>5H, 56.5"(1435mm) - File/File, Left-Facing Bookcase</b>												
23.625" (600mm)	15" (381mm)	J2BF-5615-■■■	\$3232.07	\$3423.10	\$3503.74	\$3677.21	\$3553.29	\$3726.76	\$3609.31	\$3782.78	\$3714.60	\$3888.07

# 24"W Personal Storage Towers

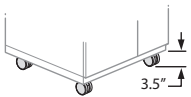
## No Upper Storage



J2NB-2724  
(Right)



J2NM-3924  
(Left)



Caster Option  
Class FM2

### Features

- Includes:
  - Pedestal section with multiple box and file drawer configurations
  - Valet
- Tower with box drawers includes a single pencil tray.
- Each box drawer includes one divider.
- Drawer/door front options include painted, high-pressure laminate (HPL), or wood.
- Lockbar is standard in painted steel and will match case.
- Optional drawer/door pulls include Ellipse, Radius, Taper, Crescent, Linear, Classic, and J-Pull. J-Pull available with touch latch door only.
  - Crescent (7) and Classic (9) pulls are brushed nickel.
  - Ellipse (1) and Radius (2) pulls available in limited colors (see specification).
  - Taper (3) and J-Pull (J, K) match case color.
  - Linear pulls available:
    - Painted (P); finish specification required.
    - Satin nickel (8); no specification required.
- Standard door or touch latch door choice is determined by pull style code.
- Drawers have full extension steel ball-bearing slides.
- Interiors and accessories are black finish color.
- Single lock secures all drawers. Valet locks separately.
- Locks in tower are randomly keyed.
- Lock plugs are available in black or chrome.
- For lock options, refer to Lock Program section of the Accessories Price List.
- Glides provide 1.5"(38mm) adjustment range.
- Tower can be specified with optional casters; adds 3.5"(89mm) to overall height of tower.

### Caster Option

To specify tower with casters, add **C** to the end of the product number (add **\$359.71** list); **Example:** J2NB-2724-SSIRC

### To Order, Specify:

1) Product number, including:

#### 1 Front Option:

- SS** Painted Steel
- LL** Laminate (HPL)
- WW** Wood

#### 2 Pull Option:\*\*

- 9** Classic (add **\$53.71** list)
- 7** Crescent
- 1** Ellipse<sup>1</sup>
- J** J-Pull (Steel Fronts)
- K** J-Pull (HPL and Wood Fronts) (add **\$104.38** list)
- P** Linear - Painted<sup>2</sup>
- 8** Linear - Satin Nickel
- 2** Radius<sup>3</sup> (add **\$43.78** list)
- 3** Taper

- 2) Trim color for case and steel fronts.
- 3) Pull trim color (Ellipse, Radius and painted Linear only).
- 4) Drawer/door front HPL or wood finish (if applicable).
- 5) HPL edge color (if applicable).
- 6) Lock Plug color.

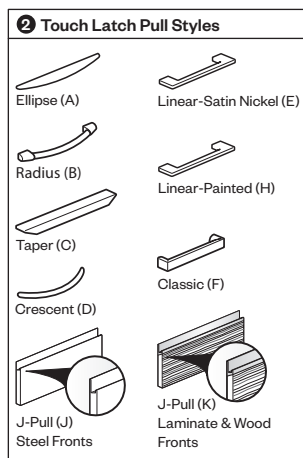
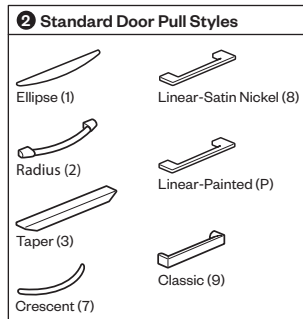
\* For touch latch doors change pull style code (add **\$47.66** list)

\*\*Price per pull.

- <sup>1</sup>Beige (TR-R)
- Chalk (TR-AK)
- Charcoal (TR-K)
- Graphite (TR-J)
- Gray Tone (TR-G)
- Putty (TR-AA)
- Smoke (TR-E)

<sup>2</sup>All powdercoat finishes.

- <sup>3</sup>Dark Bronze Metallic (TR-DM)
- Metallic Gunmetal (TR-MG)
- Metallic Champagne (TR-MC)
- Metallic Silver (TR-LE)



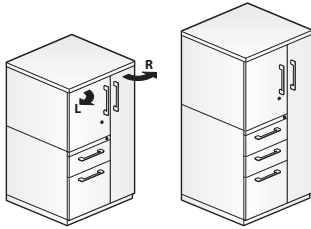
# 24"W Personal Storage Towers

## No Upper Storage

Actual Depth	Actual Width	Number ①②	Fronts Painted Trim		Fronts HPL A Trim		Fronts HPL B Trim		Fronts Wood A Trim		Fronts Wood B Trim	
			A	B	A	B	A	B	A	B	A	B
<b>2H, 27.5"(699mm) - Box/Box/File, Valet Right</b>												
23.625" (600mm)	24" (610mm)	J2NB-2724- ■ ■ R	\$2740.78	\$2898.69	\$3156.34	\$3286.20	\$3239.86	\$3369.72	\$3414.54	\$3544.40	\$3521.60	\$3651.46
<b>2H, 27.5"(699mm) - Box/Box/File, Valet Left</b>												
23.625" (600mm)	24" (610mm)	J2NE-2724- ■ ■ R	\$2740.78	\$2898.69	\$3156.34	\$3286.20	\$3239.86	\$3369.72	\$3414.54	\$3544.40	\$3521.60	\$3651.46
<b>2H, 27.5"(699mm) - File/File, Valet Right</b>												
23.625" (600mm)	24" (610mm)	J2NG-2724- ■ ■ R	\$2635.49	\$2793.44	\$3033.50	\$3163.36	\$3107.20	\$3237.06	\$3274.17	\$3404.03	\$3381.23	\$3511.09
<b>2H, 27.5"(699mm) - File/File, Valet Left</b>												
23.625" (600mm)	24" (610mm)	J2NJ-2724- ■ ■ R	\$2635.49	\$2793.44	\$3033.50	\$3163.36	\$3107.20	\$3237.06	\$3274.17	\$3404.03	\$3381.23	\$3511.09
<b>3H, 39.5"(1003mm) - Box/Box/File/File, Valet Right</b>												
23.625" (600mm)	24" (610mm)	J2NN-3924- ■ ■ R	\$3460.19	\$3677.78	\$3982.76	\$4167.01	\$4132.39	\$4316.64	\$4356.79	\$4541.04	\$4495.40	\$4679.65
<b>3H, 39.5"(1003mm) - Box/Box/File/File, Valet Left</b>												
23.625" (600mm)	24" (610mm)	J2NH-3924- ■ ■ R	\$3460.19	\$3677.78	\$3982.76	\$4167.01	\$4132.39	\$4316.64	\$4356.79	\$4541.04	\$4495.40	\$4679.65
<b>3H, 39.5"(1003mm) - File/File/File, Valet Right</b>												
23.625" (600mm)	24" (610mm)	J2NM-3924- ■ ■ R	\$3354.89	\$3572.47	\$3863.45	\$4047.70	\$4003.52	\$4187.77	\$4225.19	\$4409.44	\$4355.01	\$4539.26
<b>3H, 39.5"(1003mm) - File/File/File, Valet Left</b>												
23.625" (600mm)	24" (610mm)	J2NA-3924- ■ ■ R	\$3354.89	\$3572.47	\$3863.45	\$4047.70	\$4003.52	\$4187.77	\$4225.19	\$4409.44	\$4355.01	\$4539.26

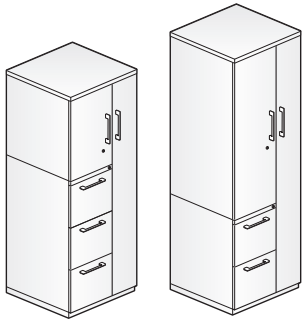
# 24"W Personal Storage Towers

## Hinged Door Upper Storage



J2HQ-4024  
(Right)

J2HB-4824  
(Right)



J2HM-6324  
(Right)  
Class FM2

J2HG-7324  
(Right)

### Features

- Includes:
  - Pedestal section with multiple drawer configurations
  - Valet with coat rod
  - Hinged door upper storage
- Box drawer includes one divider and one pencil tray.
- Drawer/door front options include painted, high-pressure laminate (HPL), or wood.
- Lockbar is standard in painted steel and will match case.
- Front and top options:
  - Steel front: Steel or translucent top.
  - HPL front: Steel or laminate top.
  - Wood front: Steel or wood top.
- Optional drawer/door pulls include Ellipse, Radius, Taper, Crescent, Linear, Classic, and J-Pull. J-Pull available with touch latch door only.
  - Crescent (7) and Classic (9) pulls are brushed nickel.
  - Ellipse (1) and Radius (2) pulls available in limited colors (see specification).
  - Taper (3) and J-Pull (J, K) match case color.
  - Linear pulls available:
    - Painted (P); finish specification required.
    - Satin nickel (8); no specification required.
- Standard door or touch latch door choice is determined by pull style code.
- Hinged door upper storage:
  - 3H - One unit/no shelf
  - 4H - One removable shelf
  - 5H - One or two removable shelves.
  - 6H tower with Box/Box/File or File/File configuration includes two removable shelves. Tower with Box/Box/File or File/File pedestal will have one removable shelf.
  - 63.5"(1613mm)H and 64.5"(1638mm)H tower includes two shelves.
  - 6H tower with Box/Box/File or File/File includes three removable shelves.
  - Tower with Box/Box/File/File or File/File/File includes two removable shelves.
- Drawers have full extension steel ball-bearing slides.
- Interiors and accessories are black finish color.
- Single lock secures all drawers. Separate lock secures storage unit and valet.
- Locks in tower are randomly keyed.
- Lock plugs are available in black or chrome.
- For lock options, refer to Lock Program section of the Accessories Price List.
- Glides provide 1.5"(38mm) adjustment range.

### Specification Tips

- Optional white translucent top adds 2.75"(70mm) to overall height of unit.
- Additional shelves may be specified separately.

### To Order, Specify:

1) Product number, including:

#### 1 Front Option:

- SS** Painted Steel
- LL** Laminate (HPL)
- WW** Wood

#### 2 Pull Option:\*\*

- 9** Classic (add **\$53.71** list)
- 7** Crescent
- 1** Ellipse<sup>1</sup>
- J** J-Pull (Steel Fronts)
- K** J-Pull (HPL and Wood Fronts) (add **\$104.38** list)
- P** Linear - Painted<sup>2</sup>
- 8** Linear - Satin Nickel
- 2** Radius<sup>3</sup> (add **\$43.78** list)
- 3** Taper

#### 3 Top Option:

- R** Regular Top
- T** Translucent Top (add **\$844.29** list)
- L** Laminate Top (add **\$205.28** list)
- W** Wood Top (add **\$394.80** list)

- Trim color for case and steel door/drawer fronts.
- Pull trim color (Ellipse, Radius and painted Linear only).
- Drawer/door front HPL or wood finish (if applicable).
- HPL edge color (if applicable).
- Lock Plug color.

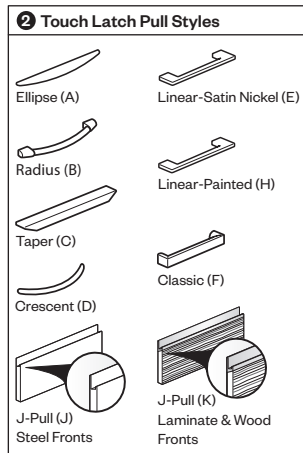
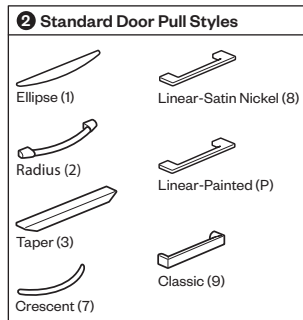
\* For touch latch doors change pull style code (add **\$47.66** list)

†Price per pull.

- <sup>1</sup>Beige (TR-R)
- Chalk (TR-AK)
- Charcoal (TR-K)
- Graphite (TR-J)
- Gray Tone (TR-G)
- Putty (TR-AA)
- Smoke (TR-E)

<sup>2</sup>All powdercoat finishes.

- <sup>3</sup>Dark Bronze Metallic (TR-DM)
- Metallic Gunmetal (TR-MG)
- Metallic Champagne (TR-MC)
- Metallic Silver (TR-LE)



# 24"W Personal Storage Towers

## Hinged Door Upper Storage

Actual Depth	Actual Width	Number	①②③	Fronts Painted Trim		Fronts HPL A Trim		Fronts HPL B Trim		Fronts Wood A Trim		Fronts Wood B Trim	
				A	B	A	B	A	B	A	B	A	B
<b>3H, 40.5"(1029mm) - Box/File, Valet Right</b>													
23.625"	24"	J2HQ-4024-	■ ■ ■	\$3390.15	\$3626.04	\$3842.98	\$4027.23	\$3981.43	\$4165.68	\$4126.70	\$4310.95	\$4451.33	\$4635.58
(600mm)	(610mm)												
<b>3H, 40.5"(1029mm) - Box/File, Valet Left</b>													
23.625"	24"	J2HR-4024-	■ ■ ■	\$3390.15	\$3626.04	\$3842.98	\$4027.23	\$3981.43	\$4165.68	\$4126.70	\$4310.95	\$4451.33	\$4635.58
(600mm)	(610mm)												
<b>4H, 48.5"(1232mm) - Box/File, Valet Right</b>													
23.625"	24"	J2HQ-4824-	■ ■ ■	\$3798.00	\$4064.91	\$4249.81	\$4462.15	\$4420.79	\$4633.13	\$4528.92	\$4741.26	\$4925.45	\$5137.79
(600mm)	(610mm)												
<b>4H, 48.5"(1232mm) - Box/File, Valet Left</b>													
23.625"	24"	J2HR-4824-	■ ■ ■	\$3798.00	\$4064.91	\$4249.81	\$4462.15	\$4420.79	\$4633.13	\$4528.92	\$4741.26	\$4925.45	\$5137.79
(600mm)	(610mm)												
<b>4H, 48.5"(1232mm) - Box/Box/File, Valet Right</b>													
23.625"	24"	J2HB-4824-	■ ■ ■	\$3881.31	\$4142.73	\$4286.37	\$4498.71	\$4460.25	\$4672.59	\$4535.75	\$4748.09	\$4920.06	\$5132.40
(600mm)	(610mm)												
<b>4H, 48.5"(1232mm) - Box/Box/File, Valet Left</b>													
23.625"	24"	J2HE-4824-	■ ■ ■	\$3881.31	\$4142.73	\$4286.37	\$4498.71	\$4460.25	\$4672.59	\$4535.75	\$4748.09	\$4920.06	\$5132.40
(600mm)	(610mm)												
<b>4H, 48.5"(1232mm) - File/File, Valet Right</b>													
23.625"	24"	J2HG-4824-	■ ■ ■	\$3776.02	\$4037.48	\$4163.53	\$4375.87	\$4327.59	\$4539.93	\$4395.38	\$4607.72	\$4779.69	\$4992.03
(600mm)	(610mm)												
<b>4H, 48.5"(1232mm) - File/File, Valet Left</b>													
23.625"	24"	J2HJ-4824-	■ ■ ■	\$3776.02	\$4037.48	\$4163.53	\$4375.87	\$4327.59	\$4539.93	\$4395.38	\$4607.72	\$4779.69	\$4992.03
(600mm)	(610mm)												
<b>4H, 51.5"(1308mm) - Box/File, Valet Right</b>													
23.625"	24"	J2HQ-5124-	■ ■ ■	\$3952.41	\$4229.72	\$4524.45	\$4736.79	\$4717.40	\$4929.74	\$4936.01	\$5148.35	\$5403.84	\$5616.18
(600mm)	(610mm)												
<b>4H, 51.5"(1308mm) - Box/File, Valet Left</b>													
23.625"	24"	J2HR-5124-	■ ■ ■	\$3952.41	\$4229.72	\$4524.45	\$4736.79	\$4717.40	\$4929.74	\$4936.01	\$5148.35	\$5403.84	\$5616.18
(600mm)	(610mm)												
<b>4H, 51.5"(1308mm) - Box/Box/File, Valet Right</b>													
23.625"	24"	J2HB-5124-	■ ■ ■	\$4035.72	\$4312.93	\$4561.84	\$4774.18	\$4757.81	\$4970.15	\$4942.88	\$5155.22	\$5396.95	\$5609.29
(600mm)	(610mm)												
<b>4H, 51.5"(1308mm) - Box/Box/File, Valet Left</b>													
23.625"	24"	J2HE-5124-	■ ■ ■	\$4035.72	\$4312.93	\$4561.84	\$4774.18	\$4757.81	\$4970.15	\$4942.88	\$5155.22	\$5396.95	\$5609.29
(600mm)	(610mm)												
<b>4H, 51.5"(1308mm) - File/File, Valet Right</b>													
23.625"	24"	J2HG-5124-	■ ■ ■	\$3930.43	\$4207.68	\$4439.00	\$4651.34	\$4625.15	\$4837.49	\$4802.51	\$5014.85	\$5256.58	\$5468.92
(600mm)	(610mm)												
<b>4H, 51.5"(1308mm) - File/File, Valet Left</b>													
23.625"	24"	J2HJ-5124-	■ ■ ■	\$3930.43	\$4207.68	\$4439.00	\$4651.34	\$4625.15	\$4837.49	\$4802.51	\$5014.85	\$5256.58	\$5468.92
(600mm)	(610mm)												
<b>5H, 56.5"(1435mm) - Box/File, Valet Right</b>													
23.625"	24"	J2HQ-5624-	■ ■ ■	\$4205.90	\$4518.04	\$4561.88	\$4805.77	\$4757.81	\$5001.70	\$4762.87	\$5006.76	\$5200.89	\$5444.78
(600mm)	(610mm)												
<b>5H, 56.5"(1435mm) - Box/File, Valet Left</b>													
23.625"	24"	J2HR-5624-	■ ■ ■	\$4205.90	\$4518.04	\$4561.88	\$4805.77	\$4757.81	\$5001.70	\$4762.87	\$5006.76	\$5200.89	\$5444.78
(600mm)	(610mm)												

# 24"W Personal Storage Towers

## Hinged Door Upper Storage

Actual Depth	Actual Width	Number	①②③	Fronts Painted Trim		Fronts HPL A Trim		Fronts HPL B Trim		Fronts Wood A Trim		Fronts Wood B Trim	
				A	B	A	B	A	B	A	B	A	B
<b>5H, 56.5"(1435mm) - Box/Box/File, Valet Right</b>													
23.625" (600mm)	24" (610mm)	J2HB-5624-	■ ■ ■	\$4040.97	\$4342.74	\$4472.43	\$ 4716.32	\$ 4661.17	\$4905.06	\$4769.76	\$ 5013.65	\$ 5193.16	\$ 5437.05
<b>5H, 56.5"(1435mm) - Box/Box/File, Valet Left</b>													
23.625" (600mm)	24" (610mm)	J2HE-5624-	■ ■ ■	\$4040.97	\$4342.74	\$4472.43	\$ 4716.32	\$ 4661.17	\$4905.06	\$4769.76	\$ 5013.65	\$ 5193.16	\$ 5437.05
<b>5H, 56.5"(1435mm) - File/File, Valet Right</b>													
23.625" (600mm)	24" (610mm)	J2HG-5624-	■ ■ ■	\$3935.68	\$ 4237.49	\$4349.59	\$4593.48	\$4528.51	\$ 4772.40	\$4629.39	\$4873.28	\$5052.79	\$5296.68
<b>5H, 56.5"(1435mm) - File/File, Valet Left</b>													
23.625" (600mm)	24" (610mm)	J2HJ-5624-	■ ■ ■	\$3935.68	\$ 4237.49	\$4349.59	\$4593.48	\$4528.51	\$ 4772.40	\$4629.39	\$4873.28	\$5052.79	\$5296.68
<b>5H, 63.5"(1613mm) - Box/Box/File, Valet Right</b>													
23.625" (600mm)	24" (610mm)	J2HB-6324-	■ ■ ■	\$4232.27	\$ 4567.34	\$4867.08	\$ 5110.97	\$5087.47	\$ 5331.36	\$5363.96	\$5607.85	\$5546.47	\$5790.36
<b>5H, 63.5"(1613mm) - Box/Box/File, Valet Left</b>													
23.625" (600mm)	24" (610mm)	J2HE-6324-	■ ■ ■	\$4232.27	\$ 4567.34	\$4867.08	\$ 5110.97	\$5087.47	\$ 5331.36	\$5363.96	\$5607.85	\$5546.47	\$5790.36
<b>5H, 63.5"(1613mm) - Box/Box/File/File, Valet Right</b>													
23.625" (600mm)	24" (610mm)	J2HN-6324-	■ ■ ■	\$4739.34	\$ 5074.47	\$ 5372.43	\$ 5616.32	\$5633.26	\$ 5877.15	\$5865.78	\$ 6109.67	\$6050.02	\$6293.91
<b>5H, 63.5"(1613mm) - Box/Box/File/File, Valet Left</b>													
23.625" (600mm)	24" (610mm)	J2HH-6324-	■ ■ ■	\$4739.34	\$ 5074.47	\$ 5372.43	\$ 5616.32	\$5633.26	\$ 5877.15	\$5865.78	\$ 6109.67	\$6050.02	\$6293.91
<b>5H, 63.5"(1613mm) - File/File, Valet Right</b>													
23.625" (600mm)	24" (610mm)	J2HG-6324-	■ ■ ■	\$4126.98	\$ 4462.09	\$ 4744.24	\$ 4988.13	\$4954.81	\$ 5198.70	\$ 5223.59	\$ 5467.48	\$ 5406.10	\$ 5649.99
<b>5H, 63.5"(1613mm) - File/File, Valet Left</b>													
23.625" (600mm)	24" (610mm)	J2HJ-6324-	■ ■ ■	\$4126.98	\$ 4462.09	\$ 4744.24	\$ 4988.13	\$4954.81	\$ 5198.70	\$ 5223.59	\$ 5467.48	\$ 5406.10	\$ 5649.99
<b>5H, 63.5"(1613mm) - File/File/File, Valet Right</b>													
23.625" (600mm)	24" (610mm)	J2HM-6324-	■ ■ ■	\$4634.04	\$ 4969.16	\$ 5253.12	\$ 5497.01	\$5504.39	\$ 5748.28	\$ 5734.18	\$ 5978.07	\$ 5909.63	\$ 6153.52
<b>5H, 63.5"(1613mm) - File/File/File, Valet Left</b>													
23.625" (600mm)	24" (610mm)	J2HA-6324-	■ ■ ■	\$4634.04	\$ 4969.16	\$ 5253.12	\$ 5497.01	\$5504.39	\$ 5748.28	\$ 5734.18	\$ 5978.07	\$ 5909.63	\$ 6153.52
<b>5H, 64.5"(1638mm) - Box/Box/File, Valet Right</b>													
23.625" (600mm)	24" (610mm)	J2HB-6424-	■ ■ ■	\$4362.08	\$ 4702.43	\$ 4923.27	\$ 5167.16	\$ 5148.13	\$ 5392.02	\$5342.92	\$5586.81	\$ 5869.33	\$ 6113.22
<b>5H, 64.5"(1638mm) - Box/Box/File, Valet Left</b>													
23.625" (600mm)	24" (610mm)	J2HE-6424-	■ ■ ■	\$4362.08	\$ 4702.43	\$ 4923.27	\$ 5167.16	\$ 5148.13	\$ 5392.02	\$5342.92	\$5586.81	\$ 5869.33	\$ 6113.22
<b>5H, 64.5"(1638mm) - Box/Box/File/File, Valet Right</b>													
23.625" (600mm)	24" (610mm)	J2HN-6424-	■ ■ ■	\$4870.91	\$ 5211.31	\$ 5363.71	\$ 5607.60	\$5623.80	\$ 5867.69	\$ 5706.13	\$5950.02	\$ 6179.90	\$ 6423.79
<b>5H, 64.5"(1638mm) - Box/Box/File/File, Valet Left</b>													
23.625" (600mm)	24" (610mm)	J2HH-6424-	■ ■ ■	\$4870.91	\$ 5211.31	\$ 5363.71	\$ 5607.60	\$5623.80	\$ 5867.69	\$ 5706.13	\$5950.02	\$ 6179.90	\$ 6423.79

# 24"W Personal Storage Towers

## Hinged Door Upper Storage

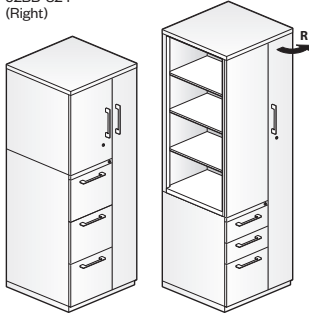
Actual Depth	Actual Width	Number ①②③	Fronts Painted Trim		Fronts HPL A Trim		Fronts HPL B Trim		Fronts Wood A Trim		Fronts Wood B Trim	
			A	B	A	B	A	B	A	B	A	B
<b>5H, 64.5"(1638mm) - File/File, Valet Right</b>												
23.625" (600mm)	24" (610mm)	J2HG-6424- ■■■	\$4256.79	\$4597.18	\$4800.43	\$5044.32	\$ 5015.47	\$ 5259.36	\$5202.55	\$5446.44	\$ 5728.96	\$ 5972.85
<b>5H, 64.5"(1638mm) - File/File, Valet Left</b>												
23.625" (600mm)	24" (610mm)	J2HJ-6424- ■■■	\$4256.79	\$4597.18	\$4800.43	\$5044.32	\$ 5015.47	\$ 5259.36	\$5202.55	\$5446.44	\$ 5728.96	\$ 5972.85
<b>5H, 64.5"(1638mm) - File/File/File, Valet Right</b>												
23.625" (600mm)	24" (610mm)	J2HM-6424- ■■■	\$4765.61	\$5106.00	\$ 5244.40	\$ 5488.29	\$5494.93	\$ 5738.82	\$ 5574.53	\$ 5818.42	\$6039.51	\$ 6283.40
<b>5H, 64.5"(1638mm) - File/File/File, Valet Left</b>												
23.625" (600mm)	24" (610mm)	J2HA-6424- ■■■	\$4765.61	\$5106.00	\$ 5244.40	\$ 5488.29	\$5494.93	\$ 5738.82	\$ 5574.53	\$ 5818.42	\$6039.51	\$ 6283.40
<b>6H, 73.5"(1867mm) - Box/Box/File, Valet Right</b>												
23.625" (600mm)	24" (610mm)	J2HB-7324- ■■■	\$4841.10	\$ 5227.05	\$ 5504.07	\$ 5814.61	\$ 5775.39	\$6085.93	\$6030.72	\$ 6341.26	\$ 6214.99	\$6525.53
<b>6H, 73.5"(1867mm) - Box/Box/File, Valet Left</b>												
23.625" (600mm)	24" (610mm)	J2HE-7324- ■■■	\$4841.10	\$ 5227.05	\$ 5504.07	\$ 5814.61	\$ 5775.39	\$6085.93	\$6030.72	\$ 6341.26	\$ 6214.99	\$6525.53
<b>6H, 73.5"(1867mm) - Box/Box/File/File, Valet Right</b>												
23.625" (600mm)	24" (610mm)	J2HN-7324- ■■■	\$5346.43	\$5732.43	\$6000.59	\$ 6311.13	\$ 6311.66	\$6622.20	\$ 6516.77	\$ 6827.31	\$6722.07	\$7032.61
<b>6H, 73.5"(1867mm) - Box/Box/File/File, Valet Left</b>												
23.625" (600mm)	24" (610mm)	J2HH-7324- ■■■	\$5346.43	\$5732.43	\$6000.59	\$ 6311.13	\$ 6311.66	\$6622.20	\$ 6516.77	\$ 6827.31	\$6722.07	\$7032.61
<b>6H, 73.5"(1867mm) - File/File, Valet Right</b>												
23.625" (600mm)	24" (610mm)	J2HG-7324- ■■■	\$4735.81	\$ 5121.80	\$ 5381.23	\$ 5691.77	\$5642.73	\$ 5953.27	\$5890.35	\$6200.89	\$6074.62	\$6385.16
<b>6H, 73.5"(1867mm) - File/File, Valet Left</b>												
23.625" (600mm)	24" (610mm)	J2HJ-7324- ■■■	\$4735.81	\$ 5121.80	\$ 5381.23	\$ 5691.77	\$5642.73	\$ 5953.27	\$5890.35	\$6200.89	\$6074.62	\$6385.16
<b>6H, 73.5"(1867mm) - File/File/File, Valet Right</b>												
23.625" (600mm)	24" (610mm)	J2HM-7324- ■■■	\$5241.13	\$ 5627.12	\$ 5881.28	\$ 6191.82	\$ 6182.79	\$6493.33	\$6385.17	\$6695.71	\$ 6581.68	\$6892.22
<b>6H, 73.5"(1867mm) - File/File/File, Valet Left</b>												
23.625" (600mm)	24" (610mm)	J2HA-7324- ■■■	\$5241.13	\$ 5627.12	\$ 5881.28	\$ 6191.82	\$ 6182.79	\$6493.33	\$6385.17	\$6695.71	\$ 6581.68	\$6892.22

# 24"W Personal Storage Towers

## Bookcase Upper Storage

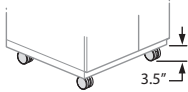


J2BB-824 (Right)



J2BG-4824 (Right)

J2BB-7324 (Right)



Caster Option  
Class FM2

### Features

- Includes:
  - Pedestal section with multiple box and file drawer configurations
  - Valet with coat rod
  - Side facing bookcase
- Tower with box drawer(s) includes a single pencil tray.
- Each box drawer includes one divider.
- Drawer/door front options include painted, high-pressure laminate (HPL), or wood.
- Lockbar is standard in painted steel and will match case.
- Front and top options:
  - Steel front: Steel or translucent top.
  - HPL front: Steel or laminate top.
  - Wood front: Steel or wood top.
- Optional drawer/door pulls include Ellipse, Radius, Taper, Crescent, Linear, Classic, and J-Pull. J-Pull available with touch latch doors only.
  - Crescent (7) and Classic (9) pulls are brushed nickel.
  - Ellipse (1) and Radius (2) pulls available in limited colors (see specification).
  - Taper (3) and J-Pull (J, K) match case color.
  - Linear pulls available:
    - Painted (P); finish specification required.
    - Satin nickel (8); no specification required.
- Standard door or touch latch door choice is determined by pull style code.
- Drawers have full extension steel ball-bearing slides.
- Drawer Interiors and accessories are black finish color.
- Bookcase, shelf, and valet interior match case color.
- Bookcase upper storage:
  - 4H - One shelf that adjusts in 3"(76mm) increments
  - 5H - 56.5"(1435mm)H tower includes one shelf that adjusts in 3"(76mm) increments. 63.5"(1613mm) and 64.5"(1638mm)H towers with Box/Box/File or File/File pedestal includes two shelves that adjust in 6.25"(159mm) increments.
  - 6H - Three shelves that adjust in 6.25"(159mm) increments.
- Single lock secures all drawers. Valet locks separately.
- Locks in tower are randomly keyed.
- Lock plugs are available in black or chrome.
- For lock options, refer to Lock Program section of the Accessories Price List.
- Glides provide 1.5"(38mm) adjustment range.
- Optional casters add 3.5"(89mm) to overall height.

### Specification Tips

- Optional white translucent top adds 2.75"(70mm) to overall height of tower.
- Additional shelves can be specified separately.

### Caster Option

To specify tower with casters, add **C** to the end of the product number, (add **\$359.71** list); **Example:** J2BB-4824-SS1RC

### To Order, Specify:

1) Product number, including:

#### 1 Front Option:

- SS** Painted Steel
- LL** Laminate (HPL)
- WW** Wood

#### 2 Pull Option:\*\*

- 9** Classic (add **\$53.71** list)
- 7** Crescent
- 1** Ellipse<sup>1</sup>
- J** J-Pull (Steel Fronts)
- K** J-Pull (HPL and Wood Fronts) (add **\$104.38** list)
- P** Linear - Painted<sup>2</sup>
- 8** Linear - Satin Nickel
- 2** Radius<sup>3</sup> (add **\$43.78** list)
- 3** Taper

#### 3 Top Option:

- R** Regular Top
- T** Translucent Top (add **\$844.29** list)
- L** Laminate Top (add **\$205.28** list)
- W** Wood Top (add **\$394.80** list)

- Trim color for case and steel door/drawer fronts.
- Pull trim color (Ellipse, Radius and painted Linear only).
- Drawer/door front HPL or wood finish (if applicable).
- HPL edge color (if applicable).
- Lock Plug color.

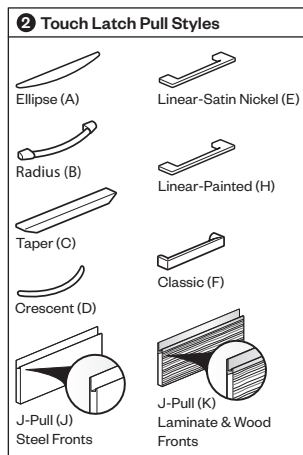
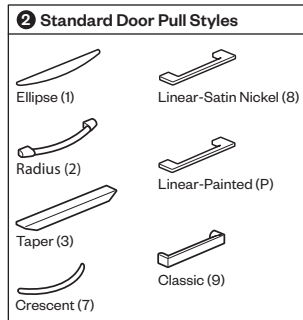
\* For touch latch doors change pull style code (add **\$47.66** list)

<sup>†</sup>Price per pull.

- <sup>1</sup>Beige (TR-R)
- Chalk (TR-AK)
- Charcoal (TR-K)
- Graphite (TR-J)
- Gray Tone (TR-G)
- Putty (TR-AA)
- Smoke (TR-E)

<sup>2</sup>All powdercoat finishes.

- <sup>3</sup>Dark Bronze Metallic (TR-DM)
- Metallic Gunmetal (TR-MG)
- Metallic Champagne (TR-MC)
- Metallic Silver (TR-LE)



# 24"W Personal Storage Towers

## Bookcase Upper Storage

Actual Depth	Actual Width	Number	①②③	Fronts Painted Trim		Fronts HPL A Trim		Fronts HPL B Trim		Fronts Wood A Trim		Fronts Wood B Trim	
				A	B	A	B	A	B	A	B	A	B
<b>4H, 48.5"(1232mm) - Box/Box/File, Valet Right</b>													
23.625"	24"	J2BB-4824-	■ ■ ■ ■	\$3498.81	\$3760.22	\$3902.08	\$ 4114.42	\$4045.24	\$ 4257.58	\$ 4149.73	\$4362.07	\$4463.87	\$4676.21
(600mm)	(610mm)												
<b>4H, 48.5"(1232mm) - Box/Box/File, Valet Left</b>													
23.625"	24"	J2BE-4824-	■ ■ ■ ■	\$3498.81	\$3760.22	\$3902.08	\$ 4114.42	\$4045.24	\$ 4257.58	\$ 4149.73	\$4362.07	\$4463.87	\$4676.21
(600mm)	(610mm)												
<b>4H, 48.5"(1232mm) - File/File, Valet Right</b>													
23.625"	24"	J2BG-4824-	■ ■ ■ ■	\$3393.52	\$3654.97	\$ 3779.24	\$ 3991.58	\$ 3912.58	\$ 4124.92	\$4009.36	\$ 4221.70	\$4323.50	\$4535.84
(600mm)	(610mm)												
<b>4H, 48.5"(1232mm) - File/File, Valet Left</b>													
23.625"	24"	J2BJ-4824-	■ ■ ■ ■	\$3393.52	\$3654.97	\$ 3779.24	\$ 3991.58	\$ 3912.58	\$ 4124.92	\$4009.36	\$ 4221.70	\$4323.50	\$4535.84
(600mm)	(610mm)												
<b>4H, 51.5"(1308mm) - Box/Box/File, Valet Right</b>													
23.625"	24"	J2BB-5124-	■ ■ ■ ■	\$3628.65	\$3905.85	\$ 4165.29	\$ 4377.63	\$4329.52	\$ 4541.86	\$4556.85	\$ 4769.19	\$5042.87	\$5255.21
(600mm)	(610mm)												
<b>4H, 51.5"(1308mm) - Box/Box/File, Valet Left</b>													
23.625"	24"	J2BE-5124-	■ ■ ■ ■	\$3628.65	\$3905.85	\$ 4165.29	\$ 4377.63	\$4329.52	\$ 4541.86	\$4556.85	\$ 4769.19	\$5042.87	\$5255.21
(600mm)	(610mm)												
<b>4H, 51.5"(1308mm) - File/File, Valet Right</b>													
23.625"	24"	J2BG-5124-	■ ■ ■ ■	\$3523.36	\$3800.60	\$4042.45	\$ 4254.79	\$ 4196.86	\$4409.20	\$ 4416.48	\$4628.82	\$4902.50	\$ 5114.84
(600mm)	(610mm)												
<b>4H, 51.5"(1308mm) - File/File, Valet Left</b>													
23.625"	24"	J2BJ-5124-	■ ■ ■ ■	\$3523.36	\$3800.60	\$4042.45	\$ 4254.79	\$ 4196.86	\$4409.20	\$ 4416.48	\$4628.82	\$4902.50	\$ 5114.84
(600mm)	(610mm)												
<b>5H, 56.5"(1435mm) - Box/Box/File, Valet Right</b>													
23.625"	24"	J2BB-5624-	■ ■ ■ ■	\$3767.23	\$4069.01	\$ 4178.98	\$ 4422.87	\$4344.27	\$ 4588.16	\$4485.96	\$ 4729.85	\$4859.72	\$ 5103.61
(600mm)	(610mm)												
<b>5H, 56.5"(1435mm) - Box/Box/File, Valet Left</b>													
23.625"	24"	J2BE-5624-	■ ■ ■ ■	\$3767.23	\$4069.01	\$ 4178.98	\$ 4422.87	\$4344.27	\$ 4588.16	\$4485.96	\$ 4729.85	\$4859.72	\$ 5103.61
(600mm)	(610mm)												
<b>5H, 56.5"(1435mm) - File/File, Valet Right</b>													
23.625"	24"	J2BG-5624-	■ ■ ■ ■	\$3661.94	\$3963.76	\$4056.14	\$4300.03	\$ 4211.61	\$4455.50	\$4345.59	\$4589.48	\$ 4719.35	\$4963.24
(600mm)	(610mm)												
<b>5H, 56.5"(1435mm) - File/File, Valet Left</b>													
23.625"	24"	J2BJ-5624-	■ ■ ■ ■	\$3661.94	\$3963.76	\$4056.14	\$4300.03	\$ 4211.61	\$4455.50	\$4345.59	\$4589.48	\$ 4719.35	\$4963.24
(600mm)	(610mm)												
<b>5H, 63.5"(1613mm) - Box/Box/File, Valet Right</b>													
23.625"	24"	J2BB-6324-	■ ■ ■ ■	\$3818.12	\$ 4153.25	\$4468.79	\$ 4712.68	\$4657.32	\$ 4901.21	\$4983.22	\$ 5227.11	\$ 5127.08	\$5370.97
(600mm)	(610mm)												
<b>5H, 63.5"(1613mm) - Box/Box/File, Valet Left</b>													
23.625"	24"	J2BE-6324-	■ ■ ■ ■	\$3818.12	\$ 4153.25	\$4468.79	\$ 4712.68	\$4657.32	\$ 4901.21	\$4983.22	\$ 5227.11	\$ 5127.08	\$5370.97
(600mm)	(610mm)												
<b>5H, 63.5"(1613mm) - File/File, Valet Right</b>													
23.625"	24"	J2BG-6324-	■ ■ ■ ■	\$3712.83	\$4048.00	\$4345.95	\$4589.84	\$4524.66	\$4768.55	\$4842.85	\$5086.74	\$4986.71	\$5230.60
(600mm)	(610mm)												
<b>5H, 63.5"(1613mm) - File/File, Valet Left</b>													
23.625"	24"	J2BJ-6324-	■ ■ ■ ■	\$3712.83	\$4048.00	\$4345.95	\$4589.84	\$4524.66	\$4768.55	\$4842.85	\$5086.74	\$4986.71	\$5230.60
(600mm)	(610mm)												

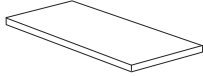
# 24"W Personal Storage Towers

## Bookcase Upper Storage

Actual Depth	Actual Width	Number ①②③	Fronts Painted Trim		Fronts HPL A Trim		Fronts HPL B Trim		Fronts Wood A Trim		Fronts Wood B Trim	
			A	B	A	B	A	B	A	B	A	B
<b>5H, 64.5"(1638mm) - Box/Box/File, Valet Right</b>												
23.625" (600mm)	24" (610mm)	J2BB-6424-	\$3912.88	\$4253.26	\$4391.62	\$4635.51	\$4573.96	\$4817.85	\$4720.02	\$4963.91	\$5135.91	\$5379.80
<b>5H, 64.5"(1638mm) - Box/Box/File, Valet Left</b>												
23.625" (600mm)	24" (610mm)	J2BE-6424-	\$3912.88	\$4253.26	\$4391.62	\$4635.51	\$4573.96	\$4817.85	\$4720.02	\$4963.91	\$5135.91	\$5379.80
<b>5H, 64.5"(1638mm) - File/File, Valet Right</b>												
23.625" (600mm)	24" (610mm)	J2BG-6424-	\$3807.59	\$4148.01	\$4268.78	\$4512.67	\$4441.30	\$4685.19	\$4579.65	\$4823.54	\$4995.54	\$5239.43
<b>5H, 64.5"(1638mm) - File/File, Valet Left</b>												
23.625" (600mm)	24" (610mm)	J2BJ-6424-	\$3807.59	\$4148.01	\$4268.78	\$4512.67	\$4441.30	\$4685.19	\$4579.65	\$4823.54	\$4995.54	\$5239.43
<b>6H, 73.5"(1867mm) - Box/Box/File, Valet Right</b>												
23.625" (600mm)	24" (610mm)	J2BB-7324-	\$4363.85	\$4749.78	\$5035.56	\$5346.10	\$5269.42	\$5579.96	\$5574.52	\$5885.06	\$5737.75	\$6048.29
<b>6H, 73.5"(1867mm) - Box/Box/File, Valet Left</b>												
23.625" (600mm)	24" (610mm)	J2BE-7324-	\$4363.85	\$4749.78	\$5035.56	\$5346.10	\$5269.42	\$5579.96	\$5574.52	\$5885.06	\$5737.75	\$6048.29
<b>6H, 73.5"(1867mm) - File/File, Valet Right</b>												
23.625" (600mm)	24" (610mm)	J2BG-7324-	\$4258.56	\$4644.53	\$4912.72	\$5223.26	\$5136.76	\$5447.30	\$5434.15	\$5744.69	\$5597.38	\$5907.92
<b>6H, 73.5"(1867mm) - File/File, Valet Left</b>												
23.625" (600mm)	24" (610mm)	J2BJ-7324-	\$4258.56	\$4644.53	\$4912.72	\$5223.26	\$5136.76	\$5447.30	\$5434.15	\$5744.69	\$5597.38	\$5907.92

# Personal Storage Tower Accessories

## Hinged Door Storage Shelf



JTSA-15  
Class FM2

### Features

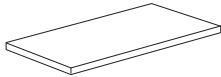
- Includes shelf and clips.
- Black finish only.
- For use in X and V Series Personal Storage Towers.

### To Order, Specify:

- 1) Product number.  
(No finish specification required.)

Height	Depth	Width	Number	Price
0.625"(16mm)	23"(584mm)	15"(381mm)	JTSA-15	\$118.16

## Side Bookcase Shelf



JTSA-24  
Class FM2

### Features

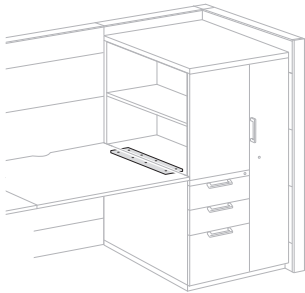
- Includes shelf and clips.
- For use in X and V Series Personal Storage Towers.

### To Order, Specify:

- 1) Product number.
- 2) Trim color.

Height	Depth	Width	Number	Trim	
				A	B
0.625"(16mm)	15"(381mm)	23"(584mm)	JTSA-24	\$118.16	\$141.54

## PST to Worksurface Bracket



ZJBB  
Class FM2

### Features

- Includes attachment hardware.
- Connects worksurfaces to X Series and V Series side bookcase towers only.
- Standard in Charcoal finish only.

### To Order, Specify:

- 1) Product number.  
(No finish specification required.)

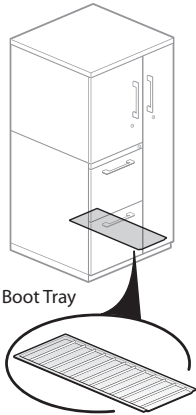
### Specification Tip

- In application, overhead storage not permitted on adjacent panel run.

Height	Depth	Width	Number	Price
0.625"(16mm)	6"(152mm)	20.187"(513mm)	ZJBB-0000-PN	\$131.43

# Personal Storage Tower Accessories

## Boot Tray



Boot Tray

JAT-2409  
Class FM2

### Features


- Includes one black plastic tray.
- 9"(229mm)W tray fits into the valet section of a personal storage tower.
- Boot tray is available in black only.

### To Order, Specify:

- 1) Product number.  
(No finish specification required.)

Height	Width	Number	Price
24"(610mm)	9"(229mm)	JAT-2409	\$89.33

## Storage-to-Panel Bracket



### Features

- Includes one non-handed steel bracket and attachment hardware.

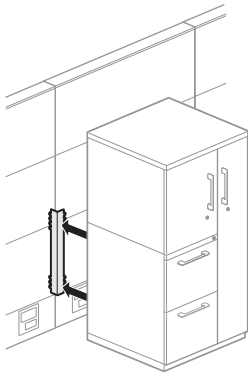
### Specification Tip

- Allows an X Series storage product to attach and provide support to a Compose panel.

### To Order, Specify:

- 1) Product number.
- 2) Trim color.

Height	Depth	Width	Number	Trim A	B
<b>Compose</b>					
18.5"(470mm)	1.25"(32mm)	1.25"(32mm)	ZZBT-1900	\$306.30	\$330.31



Compose  
ZZBT-1900  
Class FM2

# Lockers

## Catalog Logic

J A 18 - 51 24 - A L S 1 R

**Product Line:** \_\_\_\_\_  
 (J) X Series

**Product Type:** \_\_\_\_\_  
 (A) Locker

**Depth:** \_\_\_\_\_  
 18 - 18.75"(476mm)  
 24 - 23.625"(600mm)

**Height:** \_\_\_\_\_  
 39 - 39.5"(1003mm)  
 40 - 40.5"(1029mm)  
 48 - 48.5"(1232mm)  
 51 - 51.5"(1308mm)  
 56 - 56.5"(1435mm)  
 63 - 63.5"(1613mm)  
 64 - 64.5"(1638mm)

**Width:** \_\_\_\_\_  
 12 - 12"(305mm)  
 18 - 18"(457mm)  
 24 - 24"(610mm)  
 36 - 36"(914mm)

**Cubby Style: (Cubby Locker only):** \_\_\_\_\_  
 A - Four Doors  
 G - Six Doors  
 N - Nine Doors  
 C - Four Doors/Open Lower Section  
 E - Four Doors/Drawer Lower Section  
 J - Six Doors/ Open Lower Section  
 L - Six Doors / Drawer Lower Section

**Configuration:** \_\_\_\_\_  
*Single Locker/Cubby Locker*  
 (L) Left-Hand  
 (R) Right-Hand  
*Double Locker*  
 (L) Left-Hand  
 (R) Right-Hand  
 (C) Center Hinge  
 (S) Outside Hinge  
*Double Group Locker*  
 (X) Left-Hand  
 (W) Right-Hand  
*Triple Group Locker*  
 (Z) Left-Hand  
 (Y) Right-Hand

**Door Front Material:** \_\_\_\_\_  
 (S) Painted Steel  
 (L) High-Pressure Laminate (HPL)  
 (W) Wood

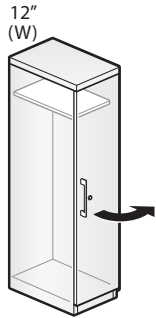
**Pull:** \_\_\_\_\_  
 (1) Ellipse (7) Crescent  
 (2) Radius (P) Linear - Painted  
 (3) Taper (8) Linear - Satin Nickel  
 (9) Classic

**No Pull:** \_\_\_\_\_  
 (J) Touch Latch (Painted Steel Fronts Only)  
 (K) Touch Latch (HPL and Wood Fronts Only)

**Top Material:** \_\_\_\_\_  
 (R) Painted Steel  
 (L) High-Pressure Laminate (HPL)  
 (W) Wood

# Lockers

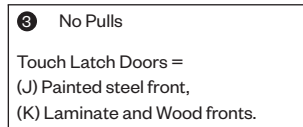
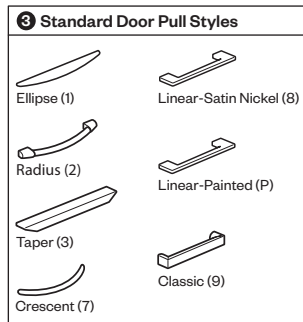
## Single Locker



JA18-5112-R



JA18-5118-R  
Class FM2



### Features

- Includes:
  - Upper shelf with coat rod and/or coat hooks below
  - Ventilated back panel
- 23.625"(600mm)D locker includes a coat rod and a coat hook.
- 18.75"(476mm)D locker includes one coat hook.
- Lockers up to 40.5"(1029mm) tall have one shelf that adjusts in 2"(51mm) increments.
- Lockers 48.5"(1232mm) and taller have one non-adjustable shelf located 6"(152mm) below top.
- 12"(305mm)W locker is a single compartment.
- 18"(457mm)W locker compartment is divided into a 6"(152mm)W valet section and 12"(305mm)W shelf section.
- Door front options include painted, high-pressure laminate (HPL), or wood.
- Painted fronts must be specified with painted steel top.
- Laminate fronts can be specified with painted steel or laminate top.
- Wood fronts can be specified with painted steel or wood top.
- Optional door pulls include Ellipse, Radius, Taper, Crescent, Linear, Classic, and No Pull (touch latch).
  - Crescent (7) and Classic (9) pulls are brushed nickel.
  - Ellipse (1) and Radius (2) pulls available in limited colors (see specification).
  - Taper (3) and J-Pull (J, K) match case color.
  - Linear pulls available:
    - Painted (P); finish specification required.
    - Satin nickel (8); no specification required.
- Shelves and interior match case color.
- Ventilation located on top of back panel.
- Lock plug is available in black or chrome.
- For lock options, refer to Lock Program section of the Accessories Price List.
- Glides provide 1.5"(38mm) adjustment range.

### Specification Tips

- Single locker is dimensioned for use in a workstation.
- 12"(305mm)W locker must be attached to a systems panel, wall or ganged to another locker.
  - To attach to a Compose panel, use a storage-to-panel bracket (ZZBT-1900), specified separately.
  - To gang Single/Double lockers with steel tops back-to-back or side by side, use ganging kit (6220-4002), available through service parts. To gang Single/Double lockers with wood/laminate top back-to-back or side-to-side use ganging kit (6220-4004), available through service parts.
- May be used adjacent to group locker of same height and depth; base aesthetic will differ slightly.
- The following accessories can be specified separately and field installed:
  - Shelf
  - Power module and bracket\*
  - Locker shelf with suspended file frame (18"(457mm)W locker only)
  - Locker shelf with personal drawer (18"(457mm)W locker only)
  - Locker boot tray
  - Locker slat rail (18"(457mm)W locker only)
- Locker shelf with suspended file frame, locker shelf with personal drawer, and slat rail can only be used on 18"(457mm)W locker.
- File tops may be used for 18.75"(476mm)D storage runs.

\*See Electrical Accessories Price List

### To Order, Specify:

1) Product number, including:

#### 1 Door Orientation:

- L** Left-hand
- R** Right-hand

#### 2 Door Front Option:

- S** Painted Steel
- L** Laminate
- W** Wood

#### 3 Pull Option:\*\*

- 9** Classic (add **\$53.71** list)
- 7** Crescent
- 1** Ellipse<sup>1</sup>
- J** J-Pull (Steel Fronts)
- K** J-Pull (HPL and Wood Fronts) (add **\$162.52** list)
- P** Linear - Painted<sup>2</sup>
- 8** Linear - Satin Nickel
- 2** Radius<sup>3</sup> (add **\$43.78** list)
- 3** Taper

#### 4 Top Option:

- R** Regular top
- L** Laminate top
  - 12"W (add **\$171.78** list)
  - 18"W (add **\$190.14** list)
- W** Wood top
  - 12"W (add **\$311.66** list)
  - 18"W (add **\$356.24** list)

- Trim color for case and steel door fronts.
- Pull trim color (Ellipse, Radius and painted Linear only).
- Door front HPL or wood finish (if applicable).
- HPL edge color (if applicable).
- Lock Plug color.

\* For touch latch doors change pull style code (add **\$47.66** list)

<sup>1</sup>Price per pull.

- <sup>1</sup>Beige (TR-R)
- Chalk (TR-AK)
- Charcoal (TR-K)
- Graphite (TR-J)
- Gray Tone (TR-G)
- Putty (TR-AA)
- Smoke (TR-E)

<sup>2</sup>All powdercoat finishes.

- <sup>3</sup>Dark Bronze Metallic (TR-DM)
- Metallic Gunmetal (TR-MG)
- Metallic Champagne (TR-MC)
- Metallic Silver (TR-LE)

# Lockers

## Single Locker

Actual Depth	Actual Width	Number	①②③④	Fronts Painted Trim		Fronts HPL A Trim		Fronts HPL B Trim		Fronts Wood A Trim		Fronts Wood B Trim	
				A	B	A	B	A	B	A	B	A	B
<b>39.5"(1003mm)H</b>													
18.75" (476mm)	12" (305mm)	JA18-3912-	■ ■ ■ ■	\$1878.52	\$ 1998.41	\$2320.41	\$ 2420.59	\$2348.41	\$ 2448.59	\$ 2578.55	\$ 2678.73	\$2703.19	\$ 2803.37
	18" (457mm)	JA18-3918-	■ ■ ■ ■	\$2402.56	\$ 2532.77	\$2888.37	\$ 2993.65	\$ 2919.79	\$ 3025.07	\$ 3189.95	\$ 3295.23	\$3330.31	\$ 3435.59
23.625" (600mm)	12" (305mm)	JA24-3912-	■ ■ ■ ■	\$1928.32	\$ 2068.85	\$2370.21	\$ 2491.03	\$2398.21	\$ 2519.03	\$2628.35	\$ 2749.17	\$ 2752.99	\$ 2873.81
	18" (457mm)	JA24-3918-	■ ■ ■ ■	\$2452.36	\$ 2603.21	\$2938.17	\$ 3064.09	\$2969.59	\$ 3095.51	\$3239.75	\$ 3365.67	\$3380.11	\$ 3506.03
<b>40.5"(1029mm)H</b>													
18.75" (476mm)	12" (305mm)	JA18-4012-	■ ■ ■ ■	\$1885.37	\$ 2009.02	\$2329.06	\$ 2432.58	\$ 2357.20	\$ 2460.72	\$2588.98	\$ 2692.50	\$ 2714.29	\$ 2817.81
	18" (457mm)	JA18-4018-	■ ■ ■ ■	\$2414.54	\$ 2548.51	\$2902.15	\$ 3010.77	\$2933.71	\$ 3042.33	\$3205.51	\$ 3314.13	\$3346.54	\$ 3455.16
23.625" (600mm)	12" (305mm)	JA24-4012-	■ ■ ■ ■	\$1935.17	\$ 2079.46	\$2378.86	\$ 2503.02	\$ 2407.00	\$ 2531.16	\$2638.78	\$ 2762.94	\$ 2764.09	\$ 2888.25
	18" (457mm)	JA24-4018-	■ ■ ■ ■	\$2464.34	\$ 2618.95	\$ 2951.95	\$ 3081.21	\$2983.51	\$ 3112.77	\$3255.31	\$ 3384.57	\$3396.34	\$ 3525.60
<b>48.5"(1232mm)H</b>													
18.75" (476mm)	12" (305mm)	JA18-4812-	■ ■ ■ ■	\$1947.02	\$ 2104.51	\$2406.91	\$ 2540.49	\$2436.31	\$ 2569.89	\$2682.85	\$ 2816.43	\$ 2814.19	\$ 2947.77
	18" (457mm)	JA18-4818-	■ ■ ■ ■	\$2522.36	\$ 2690.17	\$3026.17	\$ 3164.85	\$3058.99	\$ 3197.67	\$3345.55	\$ 3484.23	\$3492.61	\$ 3631.29
23.625" (600mm)	12" (305mm)	JA24-4812-	■ ■ ■ ■	\$1996.82	\$ 2174.95	\$2456.71	\$ 2610.93	\$2486.11	\$ 2640.33	\$2732.65	\$ 2886.87	\$2863.99	\$ 3018.21
	18" (457mm)	JA24-4818-	■ ■ ■ ■	\$2572.16	\$ 2760.61	\$3075.97	\$ 3235.29	\$ 3108.79	\$ 3268.11	\$3395.35	\$ 3554.67	\$3542.41	\$ 3701.73
<b>51.5"(1308mm)H</b>													
18.75" (476mm)	12" (305mm)	JA18-5112-	■ ■ ■ ■	\$1967.57	\$ 2136.34	\$2432.86	\$ 2576.46	\$2462.68	\$ 2606.28	\$ 2714.14	\$ 2857.74	\$ 2847.49	\$ 2991.09
	18" (457mm)	JA18-5118-	■ ■ ■ ■	\$2558.30	\$ 2737.39	\$3067.51	\$ 3216.21	\$ 3100.75	\$ 3249.45	\$3392.23	\$ 3540.93	\$ 3541.30	\$ 3690.00
23.625" (600mm)	12" (305mm)	JA24-5112-	■ ■ ■ ■	\$2017.37	\$ 2206.78	\$2482.66	\$ 2646.90	\$ 2512.48	\$ 2676.72	\$2763.94	\$ 2928.18	\$ 2897.29	\$ 3061.53
	18" (457mm)	JA24-5118-	■ ■ ■ ■	\$2608.10	\$ 2807.83	\$ 3117.31	\$ 3286.65	\$ 3150.55	\$ 3319.89	\$3442.03	\$ 3611.37	\$ 3591.10	\$ 3760.44

# Lockers

## Single Locker

Actual Depth	Actual Width	Number	①②③④	Fronts Painted Trim		Fronts HPL A Trim		Fronts HPL B Trim		Fronts Wood A Trim		Fronts Wood B Trim	
				A	B	A	B	A	B	A	B	A	B
<b>56.5"(1435mm)H</b>													
18.75" (476mm)	12" (305mm)	JA18-5612-	■ ■ ■ ■	\$2001.82	\$ 2189.39	\$2476.11	\$2636.41	\$2506.63	\$2666.93	\$2766.29	\$2926.59	\$2902.99	\$3063.29
	18" (457mm)	JA18-5618-	■ ■ ■ ■	\$2618.20	\$ 2816.09	\$ 3136.41	\$ 3301.81	\$ 3170.35	\$ 3335.75	\$3470.03	\$3635.43	\$3622.45	\$ 3787.85
23.625" (600mm)	12" (305mm)	JA24-5612-	■ ■ ■ ■	\$2051.62	\$2259.83	\$2525.91	\$2706.85	\$2556.43	\$ 2737.37	\$ 2816.09	\$2997.03	\$2952.79	\$ 3133.73
	18" (457mm)	JA24-5618-	■ ■ ■ ■	\$2668.00	\$2886.53	\$ 3186.21	\$ 3372.25	\$3220.15	\$3406.19	\$ 3519.83	\$3705.87	\$3672.25	\$3858.29
<b>63.5"(1613mm)H</b>													
18.75" (476mm)	12" (305mm)	JA18-6312-	■ ■ ■ ■	\$2049.77	\$2263.66	\$2536.66	\$2720.34	\$2568.16	\$ 2751.84	\$2839.30	\$3022.98	\$2980.69	\$ 3164.37
	18" (457mm)	JA18-6318-	■ ■ ■ ■	\$2702.06	\$2926.27	\$3232.87	\$ 3421.65	\$ 3267.79	\$3456.57	\$3578.95	\$ 3767.73	\$ 3736.06	\$3924.84
23.625" (600mm)	12" (305mm)	JA24-6312-	■ ■ ■ ■	\$2099.57	\$2334.10	\$2586.46	\$2790.78	\$ 2617.96	\$2822.28	\$2889.10	\$3093.42	\$3030.49	\$3234.81
	18" (457mm)	JA24-6318-	■ ■ ■ ■	\$2751.86	\$2996.71	\$3282.67	\$3492.09	\$ 3317.59	\$ 3527.01	\$3628.75	\$3838.17	\$ 3785.86	\$3995.28
<b>64.5"(1638mm)H</b>													
18.75" (476mm)	12" (305mm)	JA18-6412-	■ ■ ■ ■	\$2049.77	\$2263.66	\$2536.66	\$2720.34	\$2568.16	\$ 2751.84	\$2839.30	\$3022.98	\$2980.69	\$ 3164.37
	18" (457mm)	JA18-6418-	■ ■ ■ ■	\$2702.06	\$2926.27	\$3232.87	\$ 3421.65	\$ 3267.79	\$3456.57	\$3578.95	\$ 3767.73	\$ 3736.06	\$3924.84
23.625" (600mm)	12" (305mm)	JA24-6412-	■ ■ ■ ■	\$2099.57	\$2334.10	\$2586.46	\$2790.78	\$ 2617.96	\$2822.28	\$2889.10	\$3093.42	\$3030.49	\$3234.81
	18" (457mm)	JA24-6418-	■ ■ ■ ■	\$2751.86	\$2996.71	\$3282.67	\$3492.09	\$ 3317.59	\$ 3527.01	\$3628.75	\$3838.17	\$ 3785.86	\$3995.28

# Lockers

## Double Locker



JA18-5124-R



JA24-5124-R  
Cass FM2

### Features

- Includes:
  - Two 12"(305mm)W compartments separated by a divider panel, with individual doors
  - Ventilated back panel
- Each compartment Includes:
  - Upper shelf
  - Coat rod and coat hook in 23.625"(600mm)D locker
  - One coat hook in 18.75"(476mm)D locker
- Doors can be left-, right-, center-, or outside-hinged.
- Lockers up to 40.5"(1029mm) tall have shelves that adjust in 2"(51mm) increments.
- Lockers 48.5"(1232mm) and taller have non-adjustable shelves located 6"(152mm) below top.
- Door front options include painted, high-pressure laminate (HPL), or wood.
- Painted fronts must be specified with painted steel top.
- Laminate fronts can be specified with painted steel or laminate top.
- Wood fronts can be specified with painted steel or wood top.
- Optional door pulls include Ellipse, Radius, Taper, Crescent, Linear, Classic, and No Pull (touch latch).
  - Crescent (7) and Classic (9) pulls are brushed nickel.
  - Ellipse (1) and Radius (2) pulls available in limited colors (see specification).
  - Taper (3) and J-Pull (J, K) match case color.
  - Linear pulls available:
    - Painted (P); finish specification required.
    - Satin nickel (8); no specification required.
- Shelves and interior match case color.
- Each door locks separately and is randomly keyed.
- Lock plugs are available in black or chrome.
- For lock options, refer to Lock Program section of the Accessories Price List.
- Glides provide 1.5"(38mm) adjustment range.

### Specification Tips

- Double locker is dimensioned for use in a workstation.
- May be used adjacent to group locker of same height and depth; base aesthetic will differ slightly.
- To gang Single/Double lockers with steel tops back-to-back or side by side, use ganging kit (6220-4002), available through service parts. To gang Single/Double lockers with wood/laminate top back-to-back or side-to-side use ganging kit (6220-4004), available through service parts.
- The following accessories can be specified separately and field installed:
  - Shelf
  - Power module and bracket\*
  - Locker boot tray
- File tops may be used for 18.75"(476mm)D storage runs.

\*See Electrical Accessories Price List

### To Order, Specify:

1) Product number, including:

#### 1 Door Orientation:

- L** Left-hand
- R** Right-hand
- C** Center-hinged
- S** Outside-hinged

#### 2 Door Front Option:

- S** Painted Steel
- L** Laminate
- W** Wood

#### 3 Pull Option:\*\*

- 9** Classic (add **\$53.71** list)
- 7** Crescent
- 1** Ellipse<sup>1</sup>
- J** J-Pull (Steel Fronts)
- K** J-Pull (HPL and Wood Fronts) (add **\$162.52** list)
- P** Linear - Painted<sup>2</sup>
- 8** Linear - Satin Nickel
- 2** Radius<sup>3</sup> (add **\$43.78** list)
- 3** Taper

#### 4 Top Option:

- R** Regular top
- L** Laminate top (add **\$208.50** list)
- W** Wood top (add **\$400.82** list)

- 2) Trim color for case and steel door fronts.
- 3) Pull trim color (Ellipse, Radius and painted Linear only).
- 4) Door front HPL or wood finish (if applicable).
- 5) HPL edge color (if applicable).
- 6) Lock Plug color.

\* For touch latch doors change pull style code (add **\$47.66** list per door)








†Price per pull.

- <sup>1</sup>Beige (TR-R)
- Chalk (TR-AK)
- Charcoal (TR-K)
- Graphite (TR-J)
- Gray Tone (TR-G)
- Putty (TR-AA)
- Smoke (TR-E)

<sup>2</sup>All powdercoat finishes.

- <sup>3</sup>Dark Bronze Metallic (TR-DM)
- Metallic Gunmetal (TR-MG)
- Metallic Champagne (TR-MC)
- Metallic Silver (TR-LE)

**3 Standard Door Pull Styles**

 Ellipse (1)	 Linear-Satin Nickel (8)
 Radius (2)	 Linear-Painted (P)
 Taper (3)	 Classic (9)
 Crescent (7)	

**3 No Pulls**

Touch Latch Doors =  
(J) Painted steel front,  
(K) Laminate and Wood fronts.

# Lockers

## Double Locker

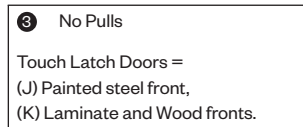
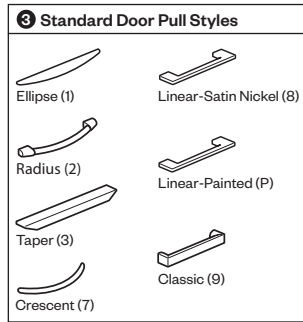
Actual Depth	Actual Width	Number	①②③④	Fronts Painted Trim		Fronts HPL A Trim		Fronts HPL B Trim		Fronts Wood A Trim		Fronts Wood B Trim	
				A	B	A	B	A	B	A	B	A	B
<b>39.5"(1003mm)H</b>													
18.75" (476mm)	24" (610mm)	JA18-3924-	■ ■ ■ ■	\$2733.61	\$ 2874.14	\$3263.34	\$ 3373.72	\$3298.18	\$3408.56	\$3608.36	\$ 3718.74	\$3764.44	\$ 3874.82
23.625" (600mm)	24" (610mm)	JA24-3924-	■ ■ ■ ■	\$2783.41	\$2944.58	\$ 3313.14	\$3444.16	\$3347.98	\$3479.00	\$3658.16	\$ 3789.18	\$ 3814.24	\$3945.26
<b>40.5"(1029mm)H</b>													
18.75" (476mm)	24" (610mm)	JA18-4024-	■ ■ ■ ■	\$2740.46	\$2884.75	\$ 3271.99	\$ 3385.71	\$3306.97	\$3420.69	\$ 3618.79	\$ 3732.51	\$3775.54	\$3889.26
23.625" (600mm)	24" (610mm)	JA24-4024-	■ ■ ■ ■	\$2790.26	\$2955.19	\$ 3321.79	\$3456.15	\$3356.77	\$ 3491.13	\$3668.59	\$3802.95	\$3825.34	\$3959.70
<b>48.5"(1232mm)H</b>													
18.75" (476mm)	24" (610mm)	JA18-4824-	■ ■ ■ ■	\$2802.11	\$2980.24	\$3349.84	\$3493.62	\$3386.08	\$3529.86	\$ 3712.66	\$3856.44	\$3875.44	\$ 4019.22
23.625" (600mm)	24" (610mm)	JA24-4824-	■ ■ ■ ■	\$2851.91	\$3050.68	\$3399.64	\$3564.06	\$3435.88	\$3600.30	\$3762.46	\$3926.88	\$3925.24	\$4089.66
<b>51.5"(1308mm)H</b>													
18.75" (476mm)	24" (610mm)	JA18-5124-	■ ■ ■ ■	\$2822.66	\$ 3012.07	\$3375.79	\$3529.59	\$ 3412.45	\$3566.25	\$3743.95	\$3897.75	\$3908.74	\$4062.54
23.625" (600mm)	24" (610mm)	JA24-5124-	■ ■ ■ ■	\$2872.46	\$3082.51	\$3425.59	\$3600.03	\$3462.25	\$3636.69	\$3793.75	\$3968.19	\$3958.54	\$ 4132.98
<b>56.5"(1435mm)H</b>													
18.75" (476mm)	24" (610mm)	JA18-5624-	■ ■ ■ ■	\$2856.91	\$3065.12	\$ 3419.04	\$3589.54	\$3456.40	\$3626.90	\$3796.10	\$3966.60	\$3964.24	\$ 4134.74
23.625" (600mm)	24" (610mm)	JA24-5624-	■ ■ ■ ■	\$2906.71	\$ 3135.56	\$3468.84	\$3659.98	\$3506.20	\$3697.34	\$3845.90	\$4037.04	\$ 4014.04	\$4205.18
<b>63.5"(1613mm)H</b>													
18.75" (476mm)	24" (610mm)	JA18-6324-	■ ■ ■ ■	\$2904.86	\$ 3139.39	\$3479.59	\$3673.47	\$ 3517.93	\$ 3711.81	\$3869.11	\$4062.99	\$ 4041.94	\$4235.82
23.625" (600mm)	24" (610mm)	JA24-6324-	■ ■ ■ ■	\$2954.66	\$3209.83	\$3529.39	\$3743.91	\$3567.73	\$3782.25	\$3918.91	\$ 4133.43	\$ 4091.74	\$4306.26
<b>64.5"(1638mm)H</b>													
18.75" (476mm)	24" (610mm)	JA18-6424-	■ ■ ■ ■	\$2904.86	\$ 3139.39	\$3479.59	\$3673.47	\$ 3517.93	\$ 3711.81	\$3869.11	\$4062.99	\$ 4041.94	\$4235.82
23.625" (600mm)	24" (610mm)	JA24-6424-	■ ■ ■ ■	\$2954.66	\$3209.83	\$3529.39	\$3743.91	\$3567.73	\$3782.25	\$3918.91	\$ 4133.43	\$ 4091.74	\$4306.26

# Lockers

## Double Group Locker



JA18-5136-W  
Class FM2



### Features

- Includes two 18"(457mm)W compartments separated by a divider panel, with individual doors.
- Each compartment Includes:
  - 6"(152mm)W valet section
  - 12"(305mm)W shelf section
  - Upper shelf that adjusts in 2"(51mm) increments
  - Coat hook
- Door front options include painted, high-pressure laminate (HPL), or wood.
- Painted fronts must be specified with painted steel top.
- Laminate fronts can be specified with painted steel or laminate top.
- Wood fronts can be specified with painted steel or wood top.
- Optional door pulls include Ellipse, Radius, Taper, Crescent, Linear, Classic, and No Pull (touch latch).
  - Crescent (7) and Classic (9) pulls are brushed nickel.
  - Ellipse (1) and Radius (2) pulls available in limited colors (see specification).
  - Taper (3) and J-Pull (J, K) match case color.
  - Linear pulls available:
    - Painted (P); finish specification required.
    - Satin nickel (8); no specification required.
- Shelves and interior match case color.
- Each door locks separately and is randomly keyed.
- Lock plugs are available in black or chrome.
- For lock options, refer to Lock Program section of the Accessories Price List.
- Glides provide 1.5"(38mm) adjustment range.

### Specification Tips

- Double group locker is dimensioned for use in storage banks.
- May be used adjacent to locker of same height and depth; base aesthetic will differ slightly.
- The following accessories can be specified separately and field installed:
  - Shelf
  - Power module and bracket\*
  - Locker shelf with suspended file frame
  - Locker shelf with personal drawer
  - Locker boot tray
  - Locker slat rail
- File/Common Tops may be used for 18.75"(476mm)D storage runs.

\*See Electrical Accessories Price List

### To Order, Specify:

1) Product number, including:

#### 1 Door Orientation:

- X** Left-hand
- W** Right-hand

#### 2 Door Front Option:

- S** Painted Steel
- L** Laminate
- W** Wood

#### 3 Pull Option:\*\*

- 9** Classic (add **\$53.71** list)
- 7** Crescent
- 1** Ellipse<sup>1</sup>
- J** J-Pull (Steel Fronts)
- K** J-Pull (HPL and Wood Fronts) (add **\$162.52** list)
- P** Linear - Painted<sup>2</sup>
- 8** Linear - Satin Nickel
- 2** Radius<sup>3</sup> (add **\$43.78** list)
- 3** Taper

#### 4 Top Option:

- R** Regular top
- L** Laminate top (add **\$245.22** list)
- W** Wood top (add **\$489.98** list)

- 2) Trim color for case and steel door fronts.
- 3) Pull trim color (Ellipse, Radius and painted Linear only).
- 4) Door front HPL or wood finish (if applicable).
- 5) HPL edge color (if applicable).
- 6) Lock Plug color.

\* For touch latch doors change pull style code (add **\$47.66** list per door)

†Price per pull.

- <sup>1</sup>Beige (TR-R)
- Chalk (TR-AK)
- Charcoal (TR-K)
- Graphite (TR-J)
- Gray Tone (TR-G)
- Putty (TR-AA)
- Smoke (TR-E)

<sup>2</sup>All powdercoat finishes.

- <sup>3</sup>Dark Bronze Metallic (TR-DM)
- Metallic Gunmetal (TR-MG)
- Metallic Champagne (TR-MC)
- Metallic Silver (TR-LE)

# Lockers

## Double Group Locker

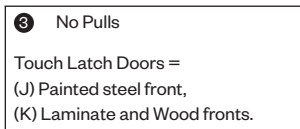
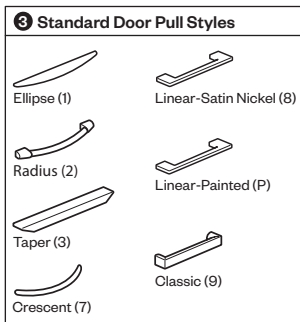
Actual Depth	Actual Width	Number	①②③④	Fronts Painted Trim		Fronts HPL A Trim		Fronts HPL B Trim		Fronts Wood A Trim		Fronts Wood B Trim	
				A	B	A	B	A	B	A	B	A	B
<b>39.5"(1003mm)H</b>													
18.75" (476mm)	36" (914mm)	JA18-3936-	■ ■ ■ ■	\$3926.94	\$4088.11	\$4544.51	\$4665.09	\$4586.19	\$4706.77	\$4976.41	\$5096.99	\$5163.93	\$5284.51
<b>51.5"(1308mm)H</b>													
18.75" (476mm)	36" (914mm)	JA18-5136-	■ ■ ■ ■	\$4082.68	\$4292.73	\$4723.65	\$4887.65	\$4767.15	\$4931.15	\$5178.69	\$5342.69	\$5374.92	\$5538.92
<b>63.5"(1613mm)H</b>													
18.75" (476mm)	36" (914mm)	JA18-6336-	■ ■ ■ ■	\$4226.44	\$4481.61	\$4889.01	\$5093.09	\$4934.19	\$5138.27	\$5365.41	\$5569.49	\$5569.68	\$5773.76

# Lockers

## Triple Group Locker



JA18-5136-Y  
Class FM2



### Features

- Includes three 12"(305mm)W compartments separated by a divider panel, with individual doors.
- Each compartment Includes:
  - Upper shelf that adjusts in 2"(51mm) increments
  - Coat hook
- Door front options include painted, high-pressure laminate (HPL), or wood.
- Painted fronts must be specified with painted steel top.
- Laminate fronts can be specified with painted steel or laminate top.
- Wood fronts can be specified with painted steel or wood top.
- Optional door pulls include Ellipse, Radius, Taper, Crescent, Linear, Classic, and No Pull (touch latch).
  - Crescent (7) and Classic (9) pulls are brushed nickel.
  - Ellipse (1) and Radius (2) pulls available in limited colors (see specification).
  - Taper (3) and J-Pull (J, K) match case color.
  - Linear pulls available:
    - Painted (P); finish specification required.
    - Satin nickel (8); no specification required.
- Shelves and interior match case color.
- Each door locks separately and is randomly keyed.
- Lock plugs are available in black or chrome.
- For lock options, refer to Lock Program section of the Accessories Price List.
- Glides provide 1.5"(38mm) adjustment range.
- Triple group locker is dimensioned for use in storage banks.
- May be used adjacent to locker of same height and depth; base aesthetic will differ slightly.
- The following accessories can be specified separately and field installed:
  - Shelf
  - Power module and bracket\*
  - Locker boot tray
- File/Common Tops may be used for 18.75"(476mm)D storage runs.

\*See Electrical Accessories Price List

### To Order, Specify:

1) Product number, including:

#### 1 Door Orientation:

- Z** Left-hand
- Y** Right-hand

#### 2 Door Front Option:

- S** Painted Steel
- L** Laminate
- W** Wood

#### 3 Pull Option:\*\*

- 9** Classic (add **\$53.71** list)
- 7** Crescent
- 1** Ellipse<sup>1</sup>
- J** J-Pull (Steel Fronts)
- K** J-Pull (HPL and Wood Fronts) (add **\$162.52** list)
- P** Linear - Painted<sup>2</sup>
- 8** Linear - Satin Nickel
- 2** Radius<sup>3</sup> (add **\$43.78** list)
- 3** Taper

#### 4 Top Option:

- R** Regular top
- L** Laminate top (add **\$245.22** list)
- W** Wood top (add **\$489.98** list)

- 2) Trim color for case and steel door fronts.
- 3) Pull trim color (Ellipse, Radius and painted Linear only).
- 4) Door front HPL or wood finish (if applicable).
- 5) HPL edge color (if applicable).
- 6) Lock Plug color.

\* For touch latch doors change pull style code (add **\$47.66** list per door)

†Price per pull.

- <sup>1</sup>Beige (TR-R)
- Chalk (TR-AK)
- Charcoal (TR-K)
- Graphite (TR-J)
- Gray Tone (TR-G)
- Putty (TR-AA)
- Smoke (TR-E)

<sup>2</sup>All powdercoat finishes.

- <sup>3</sup>Dark Bronze Metallic (TR-DM)
- Metallic Gunmetal (TR-MG)
- Metallic Champagne (TR-MC)
- Metallic Silver (TR-LE)

# Lockers

## Triple Group Locker

Actual Depth	Actual Width	Number	①②③④	Fronts Painted Trim		Fronts HPL A Trim		Fronts HPL B Trim		Fronts Wood A Trim		Fronts Wood B Trim	
				A	B	A	B	A	B	A	B	A	B
<b>39.5"(1003mm)H</b>													
18.75" (476mm)	36" (914mm)	JA18-3936-	■ ■ ■ ■	\$3328.32	\$3489.49	\$3945.89	\$4066.47	\$3987.57	\$4108.15	\$4377.79	\$4498.37	\$4565.31	\$4685.89
<b>51.5"(1308mm)H</b>													
18.75" (476mm)	36" (914mm)	JA18-5136-	■ ■ ■ ■	\$3417.37	\$3627.42	\$4058.34	\$4222.34	\$4101.84	\$4265.84	\$4513.38	\$4677.38	\$4709.61	\$4873.61
<b>63.5"(1613mm)H</b>													
18.75" (476mm)	36" (914mm)	JA18-6336-	■ ■ ■ ■	\$3499.57	\$3754.74	\$4162.14	\$4366.22	\$4207.32	\$4411.40	\$4638.54	\$4842.62	\$4842.81	\$5046.89

# Lockers

## Cubby Locker



JA18-3936-AR



JA18-5136-GR



JA18-6336-GR



JA18-6336-NR  
Class FM2

### Features

- Includes a single case with choice of four, six, or nine compartments separated by divider panels, with individually locking doors.
- 39.5"(1003mm) and 51.5"(1308mm)H units include four 18"(457mm)W or six 12"(305mm)W compartments.
- 63.5"(1613mm)H unit includes six 18"(457mm)W or nine 12"(305mm)W compartments
- Each compartment Includes one shelf that adjusts in 2"(51mm) increments.
- Door front options include painted, high-pressure laminate (HPL), or wood.
- Painted fronts must be specified with painted steel top.
- Laminate fronts can be specified with painted steel or laminate top.
- Wood fronts can be specified with painted steel or wood top.
- Optional door pulls include Ellipse, Radius, Taper, Crescent, Linear, Classic, and No Pull (touch latch).
  - Crescent (7) and Classic (9) pulls are brushed nickel.
  - Ellipse (1) and Radius (2) pulls available in limited colors (see specification).
  - Taper (3) and J-Pull (J, K) match case color.
  - Linear pulls available:
    - Painted (P); finish specification required.
    - Satin nickel (8); no specification required.
- Shelves and interior match case color.
- Each door locks separately and is randomly keyed.
- Lock plugs are available in black or chrome.
- For lock options, refer to Lock Program section of the Accessories Price List.
- Glides provide 1.5"(38mm) adjustment range.
- The following accessories can be specified separately and field installed:
  - Shelf
  - Power module and bracket\*
  - Locker boot tray (12"(305mm)W compartments only)
- File/Common Tops may be used for 18.75"(476mm)D storage runs.

\*See Electrical Accessories Price List

### To Order, Specify:

1) Product number, including:

#### 1 Door Orientation:

- L** Left-hand
- R** Right-hand

#### 2 Door Front Option:

- S** Painted Steel
- L** Laminate
- W** Wood

#### 3 Pull Option:\*\*

- 9** Classic (add **\$53.71** list)
- 7** Crescent
- 1** Ellipse<sup>1</sup>
- J** J-Pull (Steel Fronts)
- K** J-Pull (HPL and Wood Fronts) (add **\$162.52** list)
- P** Linear - Painted<sup>2</sup>
- 8** Linear - Satin Nickel
- 2** Radius<sup>3</sup> (add **\$43.78** list)
- 3** Taper

#### 4 Top Option:

- R** Regular top
- L** Laminate top (add **\$242.46** list)
- W** Wood top (add **\$484.90** list)

2) Trim color for case and steel door fronts.

3) Pull trim color (Ellipse, Radius and painted Linear only).

4) Door front HPL or wood finish (if applicable).

5) HPL edge color (if applicable).

6) Lock Plug color.

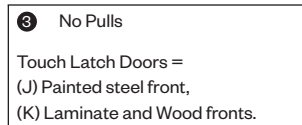
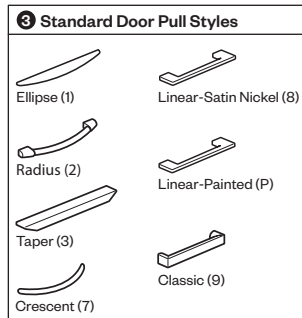
\* For touch latch doors change pull style code (add **\$47.66** list per door)

†Price per pull.

- <sup>1</sup>Beige (TR-R)
- Chalk (TR-AK)
- Charcoal (TR-K)
- Graphite (TR-J)
- Gray Tone (TR-G)
- Putty (TR-AA)
- Smoke (TR-E)

<sup>2</sup>All powdercoat finishes.

- <sup>3</sup>Dark Bronze Metallic (TR-DM)
- Metallic Gunmetal (TR-MG)
- Metallic Champagne (TR-MC)
- Metallic Silver (TR-LE)



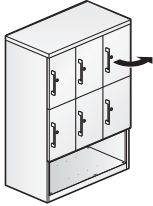
# Lockers

## Cubby Locker

Actual Depth	Actual Width	Number	①②③④	Fronts Painted Trim		Fronts HPL A Trim		Fronts HPL B Trim		Fronts Wood A Trim		Fronts Wood B Trim	
				A	B	A	B	A	B	A	B	A	B
<b>39.5"(1003mm)H, Four Doors</b>													
18.75" (476mm)	36" (914mm)	JA18-3936-A	■ ■ ■ ■	\$5112.64	\$ 5312.69	\$5768.19	\$ 5910.60	\$ 5813.35	\$ 5955.76	\$6240.15	\$ 6382.56	\$6440.83	\$ 6583.24
<b>39.5"(1003mm)H, Six Doors</b>													
18.75" (476mm)	36" (914mm)	JA18-3936-G	■ ■ ■ ■	\$5524.90	\$ 5724.95	\$ 6180.45	\$ 6322.86	\$ 6225.61	\$ 6368.02	\$6652.41	\$ 6794.82	\$ 6853.09	\$ 6995.50
<b>51.5"(1308mm)H, Four Doors</b>													
18.75" (476mm)	36" (914mm)	JA18-5136-A	■ ■ ■ ■	\$5490.04	\$ 5812.37	\$ 6305.07	\$ 6529.08	\$ 6362.95	\$ 6586.96	\$ 6936.51	\$ 7160.52	\$ 7193.95	\$ 7417.96
<b>51.5"(1308mm)H, Six Doors</b>													
18.75" (476mm)	36" (914mm)	JA18-5136-G	■ ■ ■ ■	\$5902.30	\$ 6224.63	\$ 6717.33	\$ 6941.34	\$ 6775.21	\$ 6999.22	\$ 7348.77	\$ 7572.78	\$ 7606.21	\$ 7830.22
<b>63.5"(1613mm)H, Six Doors</b>													
18.75" (476mm)	36" (914mm)	JA18-6336-G	■ ■ ■ ■	\$6359.11	\$ 6803.72	\$ 7333.62	\$ 7639.23	\$ 7404.22	\$ 7709.83	\$ 8124.54	\$ 8430.15	\$ 8438.74	\$ 8744.35
<b>63.5"(1613mm)H, Nine Doors</b>													
18.75" (476mm)	36" (914mm)	JA18-6336-N	■ ■ ■ ■	\$6977.50	\$ 7422.11	\$ 7952.01	\$ 8257.62	\$ 8022.61	\$ 8328.22	\$ 8742.93	\$ 9048.54	\$ 9057.13	\$ 9362.74

# Lockers

## Cubby Combination Locker



JA18-5136-JR



JA18-5136-LR



JA18-6336-OR



JA18-6336-ER  
Class FM2

### Features

- Includes a single case with choice of:
  - Four 18"(457mm)W or six 12"(305mm)W compartments separated by divider panels, with individually locking doors
  - Lower 12"(305mm) file drawer or 12"(305mm) open section
- Each compartment Includes one shelf that adjusts in 2"(51mm) increments.
- File drawer (when specified) includes side-to-side hanging bars.
- Door/drawer front options include painted, high-pressure laminate (HPL), or wood.
- Painted fronts must be specified with painted steel top.
- Laminate fronts can be specified with painted steel or laminate top.
- Wood fronts can be specified with painted steel or wood top.
- Optional door/drawer pulls include Ellipse, Radius, Taper, Crescent, Linear, Classic, and No Pull (touch latch).
  - Crescent (7) and Classic (9) pulls are brushed nickel.
  - Ellipse (1) and Radius (2) pulls available in limited colors (see specification).
  - Taper (3) and J-Pull (J, K) match case color.
  - Linear pulls available:
    - Painted (P); finish specification required.
    - Satin nickel (8); no specification required.
- Shelves and interior match case color.
- Each door locks separately and is randomly keyed.
- Lower file drawer is non-locking.
- Lock plugs are available in black or chrome.
- For lock options, refer to Lock Program section of the Accessories Price List.
- Glides provide 1.5"(38mm) adjustment range.
- The following accessories can be specified separately and field installed:
  - Shelf
  - Power module and bracket\*
  - Locker boot tray (12"(305mm)W compartments only)
- File/Common Tops may be used for 18.75"(476mm)D storage runs.
- For locker with open lower section, a base liner can be specified separately to conceal the leveling glide access holes and unused hardware attachment holes in the bottom panel.

\*See Electrical Accessories Price List

### To Order, Specify:

1) Product number, including:

#### 1 Door Orientation:

- L** Left-hand
- R** Right-hand

#### 2 Door Front Option:

- S** Painted Steel
- L** Laminate
- W** Wood

#### 3 Pull Option:\*\*

- 9** Classic (add **\$53.71** list)
- 7** Crescent
- 1** Ellipse<sup>1</sup>
- J** J-Pull (Steel Fronts)
- K** J-Pull (HPL and Wood Fronts) (add **\$162.52** list)
- P** Linear - Painted<sup>2</sup>
- 8** Linear - Satin Nickel
- 2** Radius<sup>3</sup> (add **\$43.78** list)
- 3** Taper

#### 4 Top Option:

- R** Regular top
- L** Laminate top (add **\$242.46** list)
- W** Wood top (add **\$484.90** list)

2) Trim color for case and steel door fronts.

3) Pull trim color (Ellipse, Radius and painted Linear only).

4) Door front HPL or wood finish (if applicable).

5) HPL edge color (if applicable).

6) Lock Plug color.

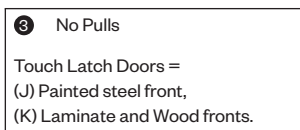
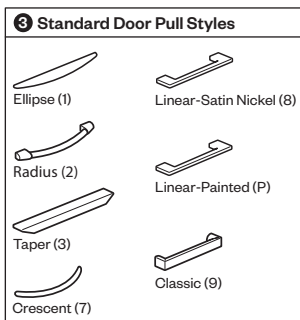
\* For touch latch doors change pull style code (add **\$47.66** list per door)

†Price per pull.

- <sup>1</sup>Beige (TR-R)
- Chalk (TR-AK)
- Charcoal (TR-K)
- Graphite (TR-J)
- Gray Tone (TR-G)
- Putty (TR-AA)
- Smoke (TR-E)

<sup>2</sup>All powdercoat finishes.

- <sup>3</sup>Dark Bronze Metallic (TR-DM)
- Metallic Gunmetal (TR-MG)
- Metallic Champagne (TR-MC)
- Metallic Silver (TR-LE)



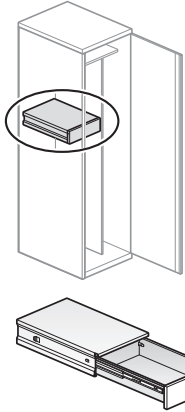
# Lockers

## Cubby Combination Locker

Actual Depth	Actual Width	Number ①②③④	Fronts Painted Trim		Fronts HPL A Trim		Fronts HPL B Trim		Fronts Wood A Trim		Fronts Wood B Trim	
			A	B	A	B	A	B	A	B	A	B
<b>51.5"(1308mm)H, Four Doors with Open Lower Section</b>												
18.75" (476mm)	36" (914mm)	JA18-5136-C	\$5668.07	\$5990.40	\$6483.10	\$6707.11	\$6540.98	\$6764.99	\$7114.54	\$7338.55	\$7371.98	\$7595.99
<b>51.5"(1308mm)H, Four Doors with Drawer Lower Section</b>												
18.75" (476mm)	36" (914mm)	JA18-5136-E	\$5900.60	\$6222.93	\$6715.63	\$6939.64	\$6773.51	\$6997.52	\$7347.07	\$7571.08	\$7604.51	\$7828.52
<b>51.5"(1308mm)H, Six Doors with Open Lower Section</b>												
18.75" (476mm)	36" (914mm)	JA18-5136-J	\$6080.33	\$6402.66	\$6895.36	\$7119.37	\$6953.24	\$7177.25	\$7526.80	\$7750.81	\$7784.24	\$8008.25
<b>51.5"(1308mm)H, Six Doors with Drawer Lower Section</b>												
18.75" (476mm)	36" (914mm)	JA18-5136-L	\$6312.86	\$6635.19	\$7127.89	\$7351.90	\$7185.77	\$7409.78	\$7759.33	\$7983.34	\$8016.77	\$8240.78
<b>63.5"(1613mm)H, Four Doors with Open Lower Section</b>												
18.75" (476mm)	36" (914mm)	JA18-6336-C	\$6045.47	\$6490.08	\$7019.98	\$7325.59	\$7090.58	\$7396.19	\$7810.90	\$8116.51	\$8125.10	\$8430.71
<b>63.5"(1613mm)H, Four Doors with Drawer Lower Section</b>												
18.75" (476mm)	36" (914mm)	JA18-6336-E	\$6278.00	\$6722.61	\$7252.51	\$7558.12	\$7323.11	\$7628.72	\$8043.43	\$8349.04	\$8357.63	\$8663.24
<b>63.5"(1613mm)H, Six Doors with Open Lower Section</b>												
18.75" (476mm)	36" (914mm)	JA18-6336-J	\$6457.73	\$6902.34	\$7432.24	\$7737.85	\$7502.84	\$7808.45	\$8223.16	\$8528.77	\$8537.36	\$8842.97
<b>63.5"(1613mm)H, Six Doors with Drawer Lower Section</b>												
18.75" (476mm)	36" (914mm)	JA18-6336-L	\$6690.26	\$7134.87	\$7664.77	\$7970.38	\$7735.37	\$8040.98	\$8455.69	\$8761.30	\$8769.89	\$9075.50

# Locker Accessories

## Locker Shelf with Personal Drawer



JADD-18-S  
Class FM2

### Features

- Includes a painted steel locker shelf with suspended personal drawer and attachment hardware.
- Attaches inside a 12"(305mm)W compartment opposite side of door at desired height in locker or double group locker with 18"(457mm)W doors only.
- 4"(102mm)H drawer has full extension steel ball bearing slides.

### Specification Tips

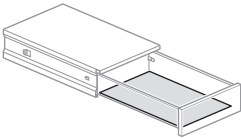
- 16"(406mm)D shelf/drawer fits 18.75"(476mm)D units.
- 17.5"(445mm)D shelf/drawer fits 23.625"(600mm)D units.

### To Order, Specify:

- 1) Product number.
- 2) Trim color for shelf.
- 3) Trim color for drawer front.

Actual Depth	Width	Number	Shelf — Trim A Drawer — Trim		Shelf — Trim A Drawer — Trim	
			A	B	A	B
16"(406mm)	12"(305mm)	JADD-18-S	\$440.34	\$442.16	\$460.80	\$462.62
17.5"(445mm)	12"(305mm)	JADD-24-S	527.88	529.70	538.98	540.80

## Drawer Liner



KJFL-0015-JD  
Class YA - GSA: Open Market

### Features

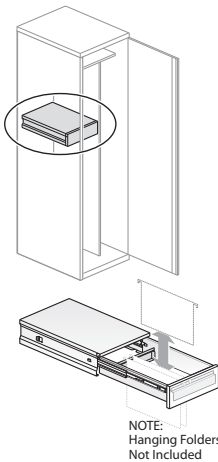
- Includes one soft felt like drawer liner in charcoal grey.
- Fits into locker shelf with personal drawer.

### To Order, Specify:

- 1) Product number.

Number	Price
KJFL-0015-JD	\$32.34

## Locker Shelf with Suspended File Frame



JADP-18-S  
Class FM2

### Features

- Includes a painted steel locker shelf with suspended file frame and attachment hardware.
- Supports side-to-side hanging of letter-size suspended file folders.
- Drawer accessory installation opposite side of door at desired height. To be used on lockers with 18"(457mm)W doors only.
- File frame has full extension steel ball bearing slides.

### Specification Tips

- 16"(406mm)D shelf/frame fits 18.75"(476mm)D units.
- 17.5"(445mm)D shelf/frame fits 23.625"(600mm)D units.

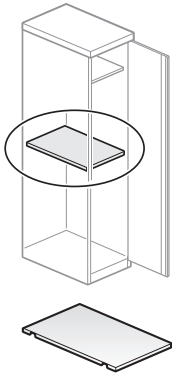
### To Order, Specify:

- 1) Product number.
- 2) Trim color for shelf.
- 3) Trim color for drawer front.

Actual Depth	Width	Number	Shelf — Trim A Drawer — Trim		Shelf — Trim A Drawer — Trim	
			A	B	A	B
16"(406mm)	12"(305mm)	JADP-18-S	\$386.98	\$388.80	\$397.84	\$399.66
17.5"(445mm)	12"(305mm)	JADP-24-S	474.52	476.34	476.02	477.84

# Locker Accessories

## Locker Shelf



JAS-1812-S  
Class FM2

### Features

- Includes a painted steel locker shelf and attachment hardware.
- Attaches inside the shelf compartment of a 12"(305mm) or 18"(457mm)W locker or group locker.

### Specification Tips

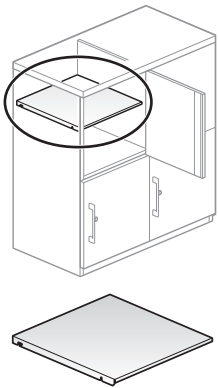
- 16"(406mm)D shelf fits 18.75"(476mm)D unit.
- 17.5"(445mm)D shelf fits 23.625"(600mm)D unit.

### To Order, Specify:

- 1) Product number.
- 2) Trim color.

Actual Depth	Width	Number	Trim	
			A	B
16"(406mm)	12"(305mm)	JAS-1812-S	\$ 86.48	\$ 97.94
17.5"(445mm)	12"(305mm)	JAS-2412-S	115.40	129.98
16"(406mm)	18"(457mm)	JAS-1818-S	95.78	110.42
17.5"(445mm)	18"(457mm)	JAS-2418-S	124.70	142.46

## Cubby Locker Shelf



JACS-1812-S  
Class FM2

### Features

- Includes a painted steel locker shelf and attachment hardware.
- Attaches inside a 12"(305mm) or 18"(457mm)W cubby locker or cubby combination locker.

### Specification Tip

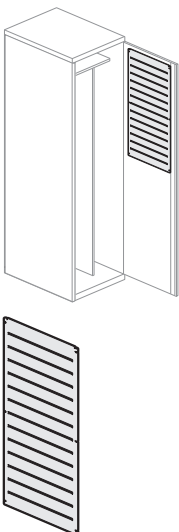
- Match shelf width to compartment width.

### To Order, Specify:

- 1) Product number.
- 2) Trim color.

Actual Depth	Width	Number	Trim	
			A	B
17.5"(445mm)	12"(305mm)	JACS-1812-S	\$86.48	\$ 97.94
17.5"(445mm)	18"(457mm)	JACS-1818-S	95.78	110.42

## Locker Slat Rail



JAR-3918-S  
Class FM2

### Features

- Includes painted aluminum slat rail and attachment hardware.
- Attaches to the interior of an 18"(457mm)W locker door to support slat rail accessories.

### Specification Tips

- Slat rail attaches to an 18"(457mm)W locker door only; will not work with 12"(305mm)W door.
- Worktools such as Belong Tool Cup (KUTC-0000-H) and Belong Hanging Sorter (KUHS-0000-H) can be hung from slat rail.\*

\*See Accessories Price List

### To Order, Specify:

- 1) Product number, including:

#### 1 Locker Door Material

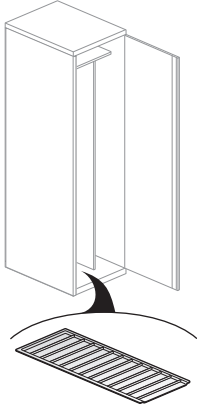
- S** For use with Painted Steel Door
- N** For use with Laminate or Wood Door

- 2) Trim color.

Locker Height	Slat Rail Height	Locker Width	Number 1	Trim A	B
39.5"(1003mm)	15.75"(400mm)	18"(457mm)	JAR-3918-█	\$ 174.87	\$ 212.33
40.5"(1029mm)	16.25"(413mm)	18"(457mm)	JAR-4018-█	176.04	214.53
48.5"(1232mm)	20.5"(514mm)	18"(457mm)	JAR-4818-█	185.40	232.13
51.5"(1208mm)	21.75"(552mm)	18"(457mm)	JAR-5118-█	188.91	238.73
56.5"(1435mm)	24.25"(616mm)	18"(457mm)	JAR-5618-█	194.76	249.73
63.5"(1613mm)	27.75"(705mm)	18"(457mm)	JAR-6318-█	202.95	265.13
64.5"(1638mm)	28.25"(718mm)	18"(457mm)	JAR-6418-█	205.29	269.53

# Locker Accessories

## Locker Boot Tray



JAT-2412  
Class FM2

### Features

- Includes one plastic tray.
- Available in black only.

### Specification Tips

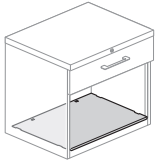
- 12"(305mm)W tray fits into a 12"(305mm)W compartment in a single, double, group, or cubby locker.
- 36"(914mm)W tray fits into lower open section of a cubby combination locker.
- 24"(610mm)D boot tray can be field cut to fit 18.75"(476mm)D lockers.

### To Order, Specify:

- 1) Product number.  
(No color specification required.)

Depth	Width	Number	Price
24"(610mm)	12"(305mm)	JAT-2412	\$106.44
18"(457mm)	36"(914mm)	JAT-1836	220.48

## Base Liner



JNAB-30-S  
Class FM2

### Features

- Includes a painted steel base liner.
- Fits into the lower open storage section of the following products:
  - 1.5H combination unit (proud front or inset front)
  - 1.5H open storage case (proud front or inset front)
  - Cubby combination locker with open lower section
- Conceals the leveling glide access holes and unused hardware attachment holes in the bottom panel.

### To Order, Specify:

- 1) Product number.
- 2) Trim color.

### Specification Tip

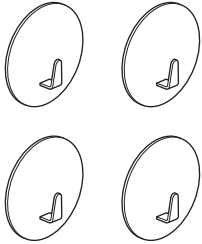
- Match liner width to storage width.

Depth	Width	Number	Trim	
			A	B
18"(457mm)	30"(762mm)	JNAB-30-S	\$ 95.28	\$ 119.24
	36"(914mm)	JNAB-36-S	103.41	132.86
	42"(1067mm)	JNAB-42-S	111.54	146.48

# Belong Work Tools — Accessories

## Locker Accessories

### Magnet Hooks



KUAH-0002  
Class YA - GSA: Open Market

**Features**

- Includes four 1.5"(38mm)-diameter magnetic hooks for holding personal items.
- Available in white (not matched to Haworth's color palette).

**Specification Tip**

- Use on non-textured surfaces for best performance.

**To Order, Specify:**

- 1) Product number.

Diameter	Number	Price
1.5"(38mm)	KUAH-0002	\$46.39

### Magnet Hook



KUAH-0003  
Class YA - GSA: Open Market

**Features**

- Includes one 3"(76mm)-diameter magnetic hook for holding personal items.
- Available in white (not matched to Haworth's color palette).

**Specification Tip**

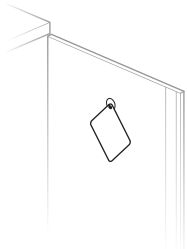
- Use on non-textured surfaces for best performance.

**To Order, Specify:**

- 1) Product number.

Diameter	Number	Price
3"(76mm)	KUAH-0003	\$30.66

### Mirror



KUAR  
Class YA - GSA: Open Market

**Features**

- Includes one acrylic mirror.
- Can be hung from a Belong magnetic hook (specified separately).

**To Order, Specify:**

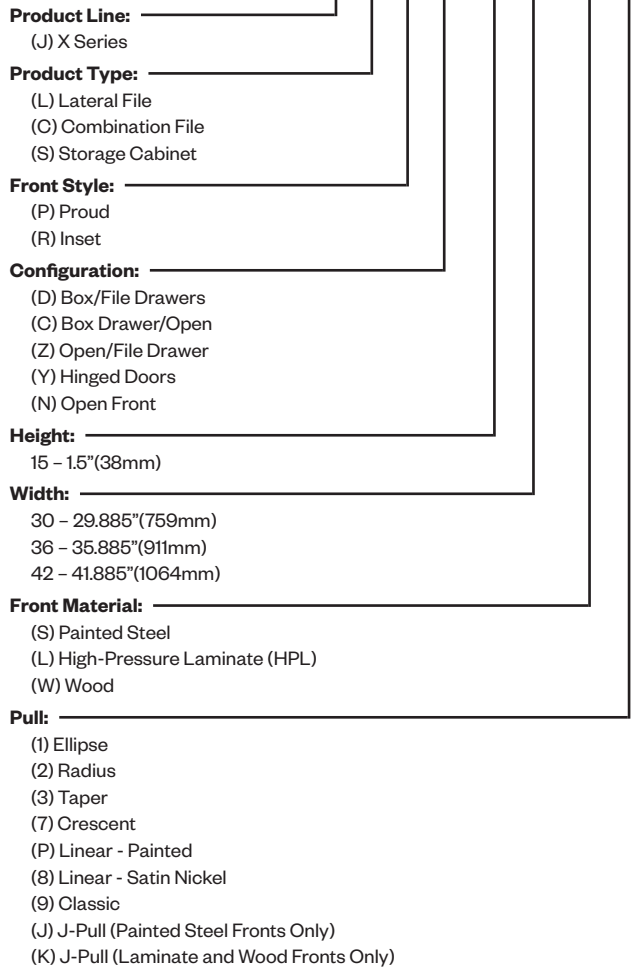
- 1) Product number.  
(No color specification required.)

Actual Width	Actual Length	Number	Price
3.125"(79mm)	4.375"(111mm)	KUAR-0403	\$32.82

# 1.5H Filing & Storage


## Catalog Logic

J L P D - 15 30 - S 1

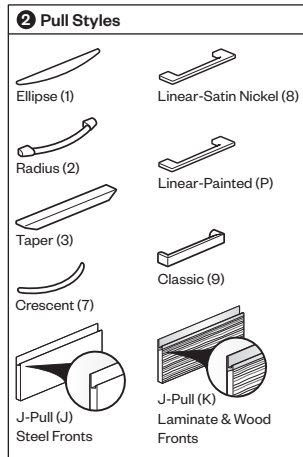


# 1.5H Filing & Storage

## 1.5H Lateral File – Proud Front



JLPD-1530  
(Box - File Proud)  
Class FM



### Features

- Includes:
  - One 12”(305mm)H file drawer and one 6”(152mm)H box drawer
  - Factory-installed counterweight
- File drawer includes side-to-side hanging bars that accommodate letter, legal, and EDP suspended file folders.
- Drawer front options include painted, high-pressure laminate (HPL), or wood.
- Lockbar is standard in painted steel and will match case.
- Optional drawer pulls include Ellipse, Radius, Taper, Crescent, Linear, Classic, and J-Pull.
  - Crescent (7) and Classic (9) pulls are brushed nickel.
  - Ellipse (1) and Radius (2) pulls available in limited colors (see specification).
  - Taper (3) and J-Pull (J, K) match case color.
  - Linear pulls available:
    - Painted (P); finish specification required.
    - Satin nickel (8); no specification required.
- Drawers have full extension steel ball-bearing slides.
- Drawer interiors and accessories are black finish color.
- Single lock secures both drawers.
- Lock plug is available in black or chrome.
- For lock options, refer to Lock Program section of the Accessories Price List.
- Glides provide 1.5”(38mm) adjustment range.

### Specification Tips

- When using one or more 1.5H units to provide guest seating, file top or common file top is required; specified separately.
- Cushion available for use on file top or common file top; specified separately.

### To Order, Specify:

1) Product number, including:

#### 1 Front Option:

- S** Painted Steel
- L** Laminate (HPL)
- W** Wood

#### 2 Pull Option:\*

- 9** Classic (add **\$53.71** list)
- 7** Crescent
- 1** Ellipse<sup>1</sup>
- J** J-Pull (Steel Fronts)
- K** J-Pull (HPL and Wood Fronts) (add **\$182.91** list)
- P** Linear - Painted<sup>2</sup>
- 8** Linear - Satin Nickel
- 2** Radius<sup>3</sup> (add **\$43.78** list)
- 3** Taper

2) Trim color for case and steel drawer fronts.

3) Pull trim color (Ellipse, Radius and painted Linear only).

4) Drawer front HPL or wood finish (if applicable).

5) HPL edge color (if applicable).

6) Lock Plug color.

\*Price per pull.

- <sup>1</sup>Beige (TR-R)
- Chalk (TR-AK)
- Charcoal (TR-K)
- Graphite (TR-J)
- Gray Tone (TR-G)
- Putty (TR-AA)
- Smoke (TR-E)

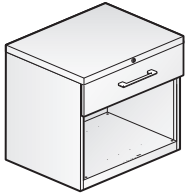
<sup>2</sup>All powdercoat finishes.

- <sup>3</sup>Dark Bronze Metallic (TR-DM)
- Metallic Gunmetal (TR-MG)
- Metallic Champagne (TR-MC)
- Metallic Silver (TR-LE)

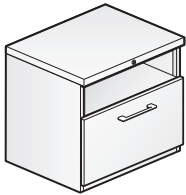
Actual Depth	Actual Width	Number 1 2	Fronts Painted Trim		Fronts HPL A Trim		Fronts HPL B Trim		Fronts Wood A Trim		Fronts Wood B Trim	
			A	B	A	B	A	B	A	B	A	B
<b>1.5H, 21.5”(546mm) — Box/File</b>												
18.75” (476mm)	29.885” (759mm)	JLPD-1530- [ ] [ ]	\$1623.04	\$ 1772.87	\$ 1855.96	\$ 1939.90	\$ 1885.21	\$ 1969.15	\$ 1963.85	\$ 2047.79	\$ 2024.54	\$ 2108.48
	35.885” (911mm)	JLPD-1536- [ ] [ ]	\$1939.72	\$ 2134.55	\$ 2172.64	\$ 2265.64	\$ 2203.88	\$ 2296.88	\$ 2349.05	\$ 2442.05	\$ 2421.92	\$ 2514.92
	41.885” (1064mm)	JLPD-1542- [ ] [ ]	\$ 2256.40	\$ 2496.23	\$ 2489.32	\$ 2591.38	\$ 2522.55	\$ 2624.61	\$ 2734.25	\$ 2836.31	\$ 2819.30	\$ 2921.36

# 1.5H Filing & Storage

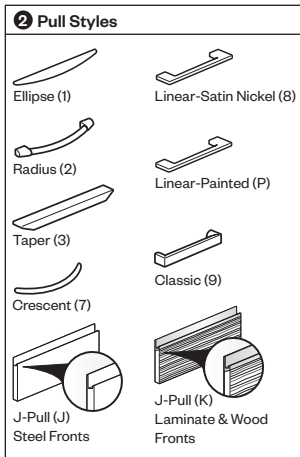
## 1.5H Combination File – Proud Front



JCPZ-1530  
(Box Drawer - 12\"/>



JCPZ-1530  
(6\"/>



### Features

- Box drawer with 12\"/>
- 6\"/>
- File drawer includes side-to-side hanging bars that accommodate letter, legal, and EDP suspended file folders.
- Drawer front options include painted, high-pressure laminate (HPL), or wood.
- Lockbar is standard in painted steel and will match case.
- Optional drawer pulls include Ellipse, Radius, Taper, Crescent, Linear, Classic, and J-Pull.
  - Crescent (7) and Classic (9) pulls are brushed nickel.
  - Ellipse (1) and Radius (2) pulls available in limited colors (see specification).
  - Taper (3) and J-Pull (J, K) match case color.
  - Linear pulls available:
    - Painted (P); finish specification required.
    - Satin nickel (8); no specification required.
- Drawers have full extension steel ball-bearing slides.
- Drawer interiors and accessories are black finish color. Open section interior matches case color.
- Lock plug is available in black or chrome.
- For lock options, refer to Lock Program section of the Accessories Price List.
- Glides provide 1.5\"/>

### Specification Tips

- When using one or more 1.5H units to provide guest seating, file top or common file top is required; specified separately.
- Cushion available for use on file top or common file top; specified separately.
- For file with open lower section, a base liner can be specified separately to conceal the leveling glide access holes and unused hardware attachment holes in the bottom panel.

### To Order, Specify:

1) Product number, including:

#### 1 Front Option:

- S** Painted Steel
- L** Laminate (HPL)
- W** Wood

#### 2 Pull Option\*:

- 9** Classic (add **\$53.71** list)
- 7** Crescent
- 1** Ellipse<sup>1</sup>
- J** J-Pull (Steel Fronts)
- K** J-Pull (HPL and Wood Fronts) (add **\$182.91** list)
- P** Linear - Painted<sup>2</sup>
- 8** Linear - Satin Nickel
- 2** Radius<sup>3</sup> (add **\$43.78** list)
- 3** Taper

- 2) Trim color for case and steel drawer fronts.
- 3) Pull trim color (Ellipse, Radius and painted Linear only).
- 4) Drawer front HPL or wood finish (if applicable).
- 5) HPL edge color (if applicable).
- 6) Lock Plug color.

\*Price per pull.

- <sup>1</sup>Beige (TR-R)
- Chalk (TR-AK)
- Charcoal (TR-K)
- Graphite (TR-J)
- Gray Tone (TR-G)
- Putty (TR-AA)
- Smoke (TR-E)


<sup>2</sup>All powdercoat finishes.

- <sup>3</sup>Dark Bronze Metallic (TR-DM)
- Metallic Gunmetal (TR-MG)
- Metallic Champagne (TR-MC)
- Metallic Silver (TR-LE)

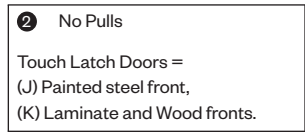
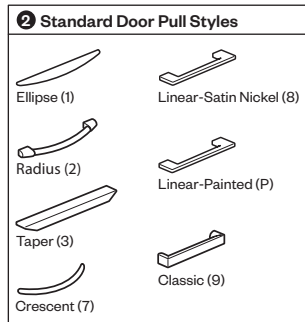
Actual Depth	Actual Width	Number 1 2	Fronts Painted Trim		Fronts HPL A Trim		Fronts HPL B Trim		Fronts Wood A Trim		Fronts Wood B Trim	
			A	B	A	B	A	B	A	B	A	B
<b>1.5H, 21.5\"/&gt; </b>												
18.75\"/>	29.885\"/>	JCPC-1530-	\$1463.74	\$ 1613.57	\$ 1696.66	\$ 1780.60	\$ 1725.91	\$ 1809.85	\$ 1804.55	\$ 1888.49	\$ 1865.24	\$ 1949.18
(476mm)	(759mm)											
	35.885\"/>	JCPC-1536-	\$1780.42	\$ 1975.25	\$ 2013.34	\$ 2106.34	\$2044.58	\$ 2137.58	\$ 2189.75	\$ 2282.75	\$ 2262.62	\$ 2355.62
	(911mm)											
	41.885\"/>	JCPC-1542-	\$2097.10	\$ 2336.93	\$ 2330.02	\$ 2432.08	\$ 2363.25	\$ 2465.31	\$ 2574.95	\$ 2677.01	\$ 2660.00	\$ 2762.06
	(1064mm)											
<b>1.5H, 21.5\"/&gt; </b>												
18.75\"/>	29.885\"/>	JCPZ-1530-	\$1623.04	\$ 1772.87	\$ 1855.96	\$ 1939.90	\$ 1885.21	\$ 1969.15	\$ 1963.85	\$ 2047.79	\$ 2024.54	\$ 2108.48
(476mm)	(759mm)											
	35.885\"/>	JCPZ-1536-	\$1939.72	\$ 2134.55	\$ 2172.64	\$ 2265.64	\$ 2203.88	\$ 2296.88	\$ 2349.05	\$ 2442.05	\$ 2421.92	\$ 2514.92
	(911mm)											
	41.885\"/>	JCPZ-1542-	\$ 2256.40	\$ 2496.23	\$ 2489.32	\$ 2591.38	\$ 2522.55	\$ 2624.61	\$ 2734.25	\$ 2836.31	\$ 2819.30	\$ 2921.36
	(1064mm)											

# 1.5H Filing & Storage

## 1.5H Storage Cabinet with Hinged Doors – Proud Front



JSPY-1530  
(Hinged Doors Proud)  
Class FM



### Features

- Includes full-height hinged doors and one shelf that adjusts in 6”(152mm) increments.
- Door front options include painted, high-pressure laminate (HPL), or wood.
- Lockbar is standard in painted steel and will match case.
- Optional door pulls include Ellipse, Radius, Taper, Crescent, Linear, Classic, and No Pull (touch latch).
  - Crescent (7) and Classic (9) pulls are brushed nickel.
  - Ellipse (1) and Radius (2) pulls available in limited colors (see specification).
  - Taper (3) and J-Pull (J, K) match case color.
  - Linear pulls available:
    - Painted (P); finish specification required.
    - Satin nickel (8); no specification required.
- Interior and shelf match case color.
- Single lock secures both doors.
- Lock plug is available in black or chrome.
- For lock options, refer to Lock Program section of the Accessories Price List.
- Glides provide 1.5”(38mm) adjustment range.

### Specification Tips

- When using one or more 1.5H units to provide guest seating, file top or common file top is required; specified separately.
- Cushion available for use on file top or common file top; specified separately.
- Additional shelves can be specified separately.

### To Order, Specify:

1) Product number, including:

**1 Front Option:**

- S** Painted Steel
- L** Laminate (HPL)
- W** Wood

**2 Pull Option:\*\***

- 9** Classic (add **\$53.71** list)
- 7** Crescent
- 1** Ellipse<sup>1</sup>
- J** J-Pull (Steel Fronts)
- K** J-Pull (HPL and Wood Fronts) (add **\$182.91** list)
- P** Linear - Painted<sup>2</sup>
- 8** Linear - Satin Nickel
- 2** Radius<sup>3</sup> (add **\$43.78** list)
- 3** Taper

- 2) Trim color for case and steel fronts.
- 3) Pull trim color (Ellipse, Radius and painted Linear only).
- 4) Front HPL or wood finish (if applicable).
- 5) HPL edge color (if applicable).
- 6) Lock Plug color.

\* For touch latch doors change pull style code (add **\$47.66** list)

\*Price per pull.

- <sup>1</sup>Beige (TR-R)
- Chalk (TR-AK)
- Charcoal (TR-K)
- Graphite (TR-J)
- Gray Tone (TR-G)
- Putty (TR-AA)
- Smoke (TR-E)

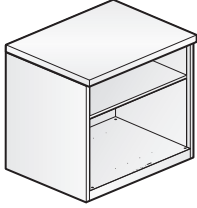
<sup>2</sup>All powdercoat finishes.

- <sup>3</sup>Dark Bronze Metallic (TR-DM)
- Metallic Gunmetal (TR-MG)
- Metallic Champagne (TR-MC)
- Metallic Silver (TR-LE)

Actual Depth	Actual Width	Number <b>1</b> <b>2</b>	Fronts Painted Trim		Fronts HPL A Trim		Fronts HPL B Trim		Fronts Wood A Trim		Fronts Wood B Trim	
			A	B	A	B	A	B	A	B	A	B
<b>1.5H, 21.5”(546mm) — Hinged Doors</b>												
18.75” (476mm)	29.885” (759mm)	JSPY-1530-■ ■	\$1666.38	\$ 1816.21	\$ 1899.30	\$ 1983.24	\$ 1910.64	\$ 1994.58	\$2007.19	\$ 2091.13	\$2067.88	\$ 2151.82
	35.885” (911mm)	JSPY-1536-■ ■	\$1934.82	\$ 2129.65	\$ 2167.74	\$2260.74	\$ 2179.08	\$ 2272.08	\$2344.15	\$ 2437.15	\$ 2417.02	\$2510.02
	41.885” (1064mm)	JSPY-1542-■ ■	\$2053.86	\$2293.69	\$2286.78	\$2388.84	\$2298.12	\$2400.18	\$ 2531.71	\$2633.77	\$ 2616.76	\$2718.82

# 1.5H Filing & Storage

## 1.5H Open Storage Case – Proud Top



JSPN-1530  
(Open Proud Top)  
Class FM

### Features

- Includes a proud top that overhangs the front of the case by 0.75”(19mm), and an open interior with adjustable shelf that adjusts in 6”(152mm) increments.
- Interior and shelf match case color.

### Specification Tips

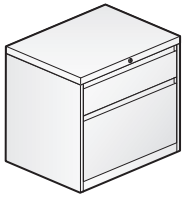
- When using one or more 1.5H units to provide guest seating, file top or common file top is required; specified separately.
- Cushion available for use on file top or common file top; specified separately.
- Additional shelves can be specified separately.
- Base liner can be specified separately to conceal the leveling glide access holes and unused hardware attachment holes in the bottom panel.

### To Order, Specify:

- 1) Product number.
- 2) Trim color for case.

Actual Depth	Actual Width	Number	Trim A	B
<b>1.5H, 21.5”(546mm), Open</b>				
18.75”(476mm)	29.885”(759mm)	JSPN-1530	\$ 1174.84	\$1258.78
	35.885”(911mm)	JSPN-1536	1491.52	1584.52
	41.885”(1064mm)	JSPN-1542	1808.20	1910.26

## 1.5H Lateral File – Inset Front



JLRD-1530  
(Box - File Inset)  
Class FM

### Features

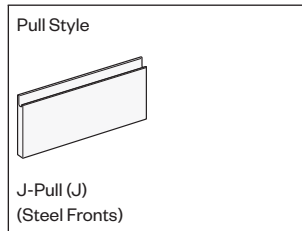
- Includes:
  - One 12”(305mm)H file drawer and one 6”(152mm)H box drawer
  - Factory-installed counterweight
- File drawer includes side-to-side hanging bars that accommodate letter, legal, and EDP suspended file folders.
- Drawers have full extension steel ball-bearing slides.
- Drawer interiors and accessories are black finish color.
- Lock plugs are available in black or chrome.
- For lock options, refer to Lock Program section of the Accessories Price List.
- Glides provide 1.5”(38mm) adjustment range.

### To Order, Specify:

- 1) Product number.
- 2) Trim color for case and front.
- 3) Trim color for lock plug.

### Specification Tips

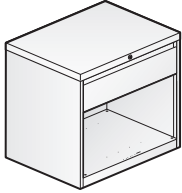
- When using one or more 1.5H units to provide guest seating, file top or common file top is required; specified separately.
- Cushion available for use on file top or common file top; specified separately.



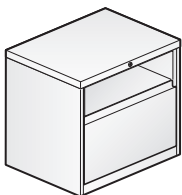
Actual Depth	Actual Width	Pull	Number	Trim A	B
<b>1.5H, 21.5”(546mm), Box/File</b>					
18”(457mm)	29.885”(759mm)	J	JLRD-1530-SJ	\$ 1623.04	\$ 1772.87
	35.885”(911mm)	J	JLRD-1536-SJ	1939.72	2134.55
	41.885”(1064mm)	J	JLRD-1542-SJ	2256.40	2496.23

# 1.5H Filing & Storage

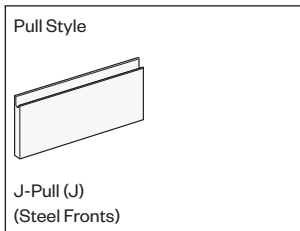
## 1.5H Combination File – Inset Front



JCRC-1530  
(Box Drawer - 12"(305mm) Open Inset)



JCRZ-1530  
(6"(152mm) Open - File Drawer Inset)  
Class FM



J-Pull (J)  
(Steel Fronts)

### Features

- Box drawer with 12"(305mm) open includes a 12"(305mm)H open section with a 6"(152mm)H box drawer above.
- 6"(152mm) open with file drawer includes one 12"(305mm)H file drawer with a 6"(152mm)H open section above, and factory-installed counterweight.
- File drawer includes side-to-side hanging bars that accommodate letter, legal, and EDP suspended file folders.
- Drawers have full extension steel ball-bearing slides.
- Drawer interiors and accessories are black finish color. Open section interior matches case color.
- Lock plugs are available in black or chrome.
- For lock options, refer to Lock Program section of the Accessories Price List.
- Glides provide 1.5"(38mm) adjustment range.

### Specification Tips

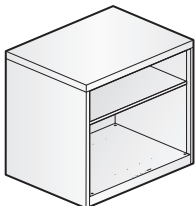
- When using one or more 1.5H units to provide guest seating, file top or common file top is required; specified separately.
- Cushion available for use on file top or common file top; specified separately.
- For file with open lower section, a base liner can be specified separately to conceal the leveling glide access holes and unused hardware attachment holes in the bottom panel.

### To Order, Specify:

- 1) Product number.
- 2) Trim color for case and front.
- 3) Trim color for lock plug.

Actual Depth	Width	Pull	Number	Trim A	B
<b>1.5H, 21.5"(546mm), Box Drawer with 12"(305mm) Open</b>					
18"(457mm)	29.885"(759mm)	J	JCRC-1530-SJ	\$ 1463.74	\$ 1613.57
	35.885"(911mm)	J	JCRC-1536-SJ	1780.42	1975.25
	41.885"(1064mm)	J	JCRC-1542-SJ	2097.10	2336.93
<b>1.5H, 21.5"(546mm), 6"(152mm) Open with File Drawer</b>					
18"(457mm)	29.885"(759mm)	J	JCRZ-1530-SJ	\$ 1623.04	\$ 1772.87
	35.885"(911mm)	J	JCRZ-1536-SJ	1939.72	2134.55
	41.885"(1064mm)	J	JCRZ-1542-SJ	2256.40	2496.23

## 1.5H Open Storage Case – Inset Top



JSRN-1530  
(Open Inset Top)  
Class FM

### Features

- Includes an inset top that matches the depth of the case and an open interior with adjustable shelf that adjusts in 6"(152mm) increments.
- Interior and shelf match case color.

### Specification Tips

- When using one or more 1.5H units to provide guest seating, file top or common file top is required; specified separately.
- Cushion available for use on file top or common file top; specified separately.
- Additional shelves can be specified separately.
- Base liner can be specified separately to conceal the leveling glide access holes and unused hardware attachment holes in the bottom panel.

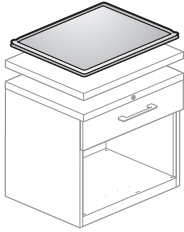
### To Order, Specify:

- 1) Product number.
- 2) Trim color for case.

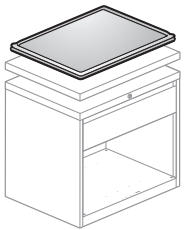
Depth	Width	Number	Trim A	B
<b>1.5H, 21.5"(546mm), Open</b>				
18"(457mm)	30"(762mm)	JSRN-1530	\$ 1174.84	\$1258.78
	36"(914mm)	JSRN-1536	1491.52	1584.52
	42"(1067mm)	JSRN-1542	1808.20	1910.26

# 1.5H Filing & Storage Accessories

## Cushion



JPFC-1830-F  
(Proud Front)



JRFC-1830-F  
(Inset Front)  
Class FM

### Features

- Includes one cushion and Slip-Fit pad.
- Cushion is 0.75"(19mm) thick and cover-stitched around edges.
- Cushion is reversible.
- COM yardage:
  - 30"(762mm)W - 1 yard
  - 36"(914mm)W - 1.25 yards
  - 42"(1067mm)W - 1.5 yards

### Specification Tips

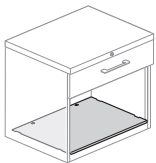
- When using cushion on X Series filing and storage to provide guest seating, a file top or common file top is required; specified separately.
- Can be used on other X Series Filing and Storage.

### To Order, Specify:

- 1) Product number.
- 2) Fabric surface/color.

Depth	Width	Number	Fabric							
			A	B	C	D	E	F	G	H
<b>For Proud Front Filing/Storage</b>										
18.75"(476mm)	24"(610mm)	JPFC-1824-F	\$ 760.96	\$ 872.70	\$ 999.32	\$ 1133.43	\$ 1267.52	\$ 1453.76	\$ 1565.48	\$ 1744.27
	30"(762mm)	JPFC-1830-F	877.06	1006.32	1152.68	1307.67	1462.64	1677.86	1806.92	2013.85
	36"(914mm)	JPFC-1836-F	993.16	1139.94	1306.04	1481.91	1657.76	1901.96	2048.36	2283.43
	42"(1067mm)	JPFC-1842-F	1109.26	1273.56	1459.40	1656.15	1852.88	2126.06	2289.80	2553.01
<b>For Inset Front Filing/Storage</b>										
18"(457mm)	24"(610mm)	JRFC-1824-F	\$ 744.94	\$ 856.68	\$ 983.30	\$ 1117.41	\$ 1251.50	\$ 1437.74	\$ 1549.46	\$ 1728.25
	30"(762mm)	JRFC-1830-F	861.04	990.30	1136.66	1291.65	1446.62	1661.84	1790.90	1997.83
	36"(914mm)	JRFC-1836-F	977.14	1123.92	1290.02	1465.89	1641.74	1885.94	2032.34	2267.41
	42"(1067mm)	JRFC-1842-F	1093.24	1257.54	1443.38	1640.13	1836.86	2110.04	2273.78	2536.99

## Base Liner



JNAB-30-S  
Class FM

### Features

- Includes a painted steel base liner.
- Fits into the lower open storage section of the following products:
  - 1.5H combination unit (proud front or inset front)
  - 1.5H open storage case (proud front or inset front)
  - Cubby combination locker with open lower section
- Conceals the leveling glide access holes and unused hardware attachment holes in the bottom panel.

### Specification Tip

- Match liner width to storage width.

### To Order, Specify:

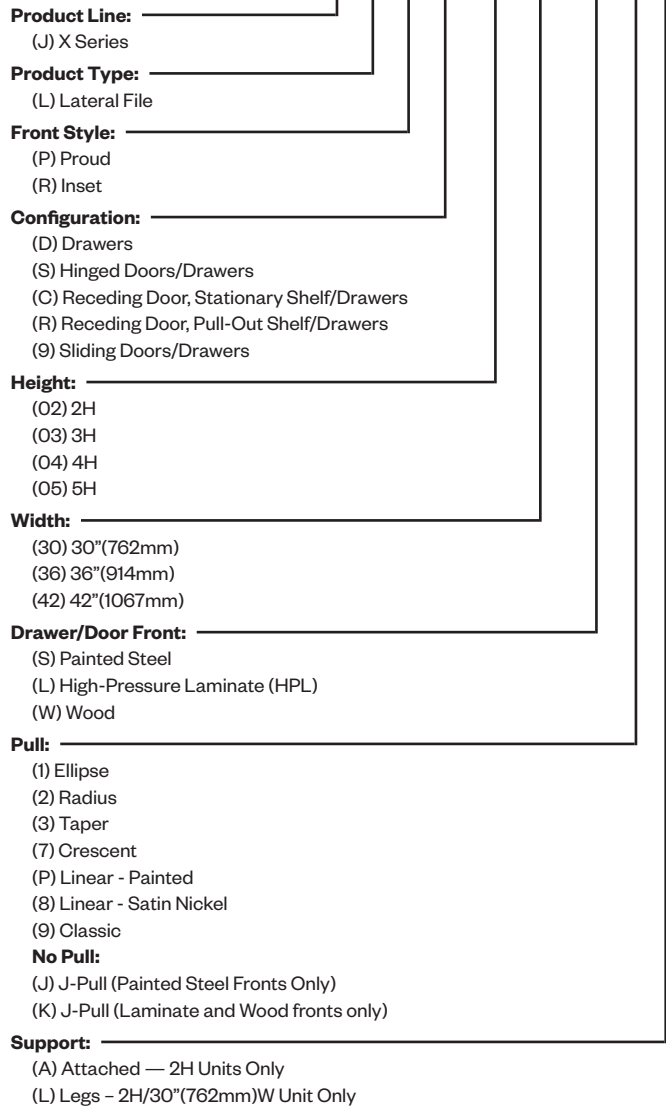
- 1) Product number.
- 2) Trim color.

Depth	Width	Number	Trim	
			A	B
18"(457mm)	30"(762mm)	JNAB-30-S	\$ 95.28	\$ 119.24
	36"(914mm)	JNAB-36-S	103.41	132.86
	42"(1067mm)	JNAB-42-S	111.54	146.48

# Lateral Files

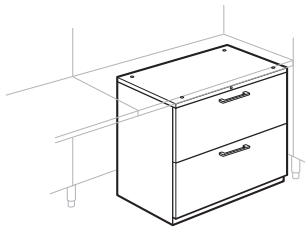
## Catalog Logic

J L P D - 02 30 - S 1 A

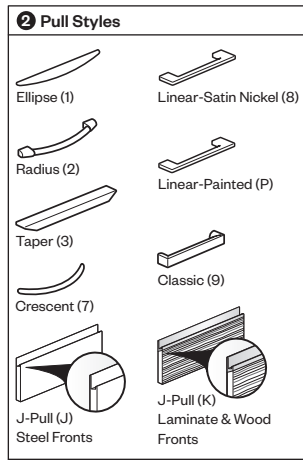


# Lateral Files — Attached

## Proud Style



JLPD-S1A  
Class FM



### Features

- Includes attachment hardware.
- Each 12"(305mm)H drawer includes side-to-side hanging bars that accommodate letter, legal, EDP, international A4, and foolscap suspended file folders.
- Drawer front options include painted, high-pressure laminate (HPL), or wood.
- Lockbar is standard in painted steel and will match case.
- Optional drawer pulls include Ellipse, Radius, Taper, Crescent, Linear, Classic and J-Pull.
  - Crescent (7) and Classic (9) pulls are brushed nickel.
  - Ellipse (1) and Radius (2) pulls available in limited colors (see specification).
  - Taper (3) and J-Pull (J, K) match case color.
  - Linear pulls available:
    - Painted (P); finish specification required.
    - Satin nickel (8); no specification required.
- Drawers have full extension steel ball-bearing slides.
- Drawer interiors and accessories are black finish color.
- Single lock secures all drawers.
- Lock plug is available in black or chrome.
- For lock options, refer to Lock Program section of the Accessories Price List.
- Glides provide 1.5"(38mm) adjustment range.

### Specification Tips

- Must be attached under a worksurface 20"(508mm)D or deeper.
- When using lateral file to support one end of a worksurface in a panel system application, secure the worksurface to the panel using a corner bracket or cantilever; specified separately.
- When attaching a panel-hung worksurface up to 2"(51mm) higher than standard mounting height, use a worksurface height adjustment kit, specified separately.
- Additional accessories are available and can be specified separately.

### To Order, Specify:

1) Product number, including:

#### 1 Front Option:

- S** Painted Steel
- L** Laminate (HPL)
- W** Wood

#### 2 Pull Option:\*

- 9** Classic (add **\$53.71** list)
- 7** Crescent
- 1** Ellipse<sup>1</sup>
- J** J-Pull (Steel Fronts)
- K** J-Pull (HPL and Wood Fronts) (add **\$182.91** list)
- P** Linear - Painted<sup>2</sup>
- 8** Linear - Satin Nickel
- 2** Radius<sup>3</sup> (add **\$43.78** list)
- 3** Taper

2) Trim color for case and steel drawer fronts.

3) Pull trim color (Ellipse, Radius and painted Linear only).

4) Drawer front HPL or wood finish (if applicable).

5) HPL edge color (if applicable).

6) Lock Plug color.

\*Price per pull.

- <sup>1</sup>Beige (TR-R)
- Chalk (TR-AK)
- Charcoal (TR-K)
- Graphite (TR-J)
- Gray Tone (TR-G)
- Putty (TR-AA)
- Smoke (TR-E)

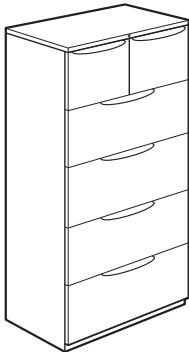
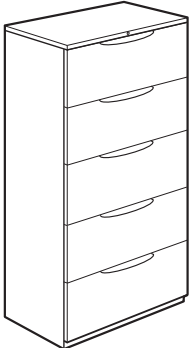
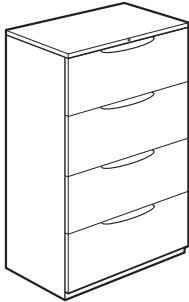
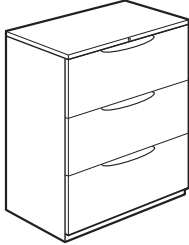
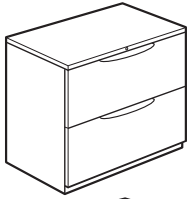
<sup>2</sup>All powdercoat finishes.

- <sup>3</sup>Dark Bronze Metallic (TR-DM)
- Metallic Gunmetal (TR-MG)
- Metallic Champagne (TR-MC)
- Metallic Silver (TR-LE)

Actual Depth	Actual Width	Number 1 2	Fronts Painted Trim		Fronts HPL A Trim		Fronts HPL B Trim		Fronts Wood A Trim		Fronts Wood B Trim	
			A	B	A	B	A	B	A	B	A	B
<b>2H, 27.5"(699mm)</b>												
18.75" (476mm)	29.885" (759mm)	JLPD-0230-■ A	\$1459.52	\$1605.83	\$ 1727.63	\$ 1835.44	\$ 1918.91	\$2026.72	\$1800.33	\$1908.14	\$1867.76	\$ 1975.57
18.75" (476mm)	35.885" (911mm)	JLPD-0236-■ A	\$1705.97	\$ 1871.54	\$2008.75	\$ 2128.11	\$2202.79	\$2322.15	\$ 2114.21	\$2233.57	\$ 2191.23	\$ 2310.59
18.75" (476mm)	41.885" (1064mm)	JLPD-0242-■ A	\$1952.42	\$ 2137.25	\$ 2289.87	\$2420.78	\$2486.67	\$ 2617.58	\$2428.09	\$2559.00	\$2514.70	\$2645.61

# Lateral Files — Freestanding

## Proud Style



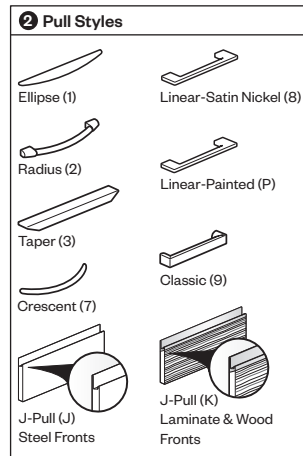
JLPD-S1  
Class FM

### Features

- Includes factory-installed counterweight.
- Each 12"(305mm)H drawer includes side-to-side hanging bars that accommodate letter, legal, EDP, international A4, and foolscap suspended file folders.
- Drawer front options include painted, high-pressure laminate (HPL), or wood.
- Lockbar is standard in painted steel and will match case.
- Optional drawer pulls include Ellipse, Radius, Taper, Crescent, Linear, Classic and J-Pull.
  - Crescent (7) and Classic (9) pulls are brushed nickel.
  - Ellipse (1) and Radius (2) pulls available in limited colors (see specification).
  - Taper (3) and J-Pull (J, K) match case color.
  - Linear pulls available:
    - Painted (P); finish specification required.
    - Satin nickel (8); no specification required.
- Drawers have full extension steel ball-bearing slides.
- Drawer interiors and accessories are black finish color.
- Single lock secures all drawers.
- Lock plug is available in black or chrome.
- For lock options, refer to Lock Program section of the Accessories Price List.
- Glides provide 1.5"(38mm) adjustment range.

### Specification Tips

- A separately specified counterweight is recommended for 3H, 4H and 5H when lateral file is not ganged to another file or anchored to a fixed object.
- To see into the top drawer a person must be at least 5'9" or use a step stool. As an alternative, consider a 5H unit with hinged doors, sliding doors, or receding door in the top position.
- Additional accessories are available and can be specified separately.
- 5H hinged door section accommodates standard height binders.



### To Order, Specify:

1) Product number, including:

#### 1 Front Option:

- S** Painted Steel
- L** Laminate (HPL)
- W** Wood

#### 2 Pull Option:\*

- 9** Classic (add **\$53.71** list)
- 7** Crescent
- 1** Ellipse<sup>1</sup>
- J** J-Pull (Steel Fronts)
- K** J-Pull (HPL and Wood Fronts) (add **\$182.91** list)
- P** Linear - Painted<sup>2</sup>
- 8** Linear - Satin Nickel
- 2** Radius<sup>3</sup> (add **\$43.78** list)
- 3** Taper

- 2) Trim color for case and steel drawer fronts.
- 3) Pull trim color (Ellipse, Radius and painted Linear only).
- 4) Drawer front HPL or wood finish (if applicable).
- 5) HPL edge color (if applicable).
- 6) Lock Plug color.

\*Price per pull.

- <sup>1</sup>Beige (TR-R)
- Chalk (TR-AK)
- Charcoal (TR-K)
- Graphite (TR-J)
- Gray Tone (TR-G)
- Putty (TR-AA)
- Smoke (TR-E)

<sup>2</sup>All powdercoat finishes.

- <sup>3</sup>Dark Bronze Metallic (TR-DM)
- Metallic Gunmetal (TR-MG)
- Metallic Champagne (TR-MC)
- Metallic Silver (TR-LE)

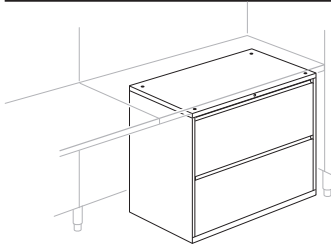
# Lateral Files — Freestanding

## Proud Style

Actual Depth	Actual Width	Number ①②	Fronts Painted Trim		Fronts HPL A Trim		Fronts HPL B Trim		Fronts Wood A Trim		Fronts Wood B Trim	
			A	B	A	B	A	B	A	B	A	B
<b>2H, 27.5"(699mm) - Two 12"(305mm) Drawers</b>												
18.755" (476mm)	29.885" (759mm)	JLPD-0230-	\$1673.25	\$ 1819.56	\$ 1941.36	\$2049.17	\$ 2132.64	\$ 2240.45	\$ 2014.06	\$ 2121.87	\$ 2081.49	\$ 2189.30
18.75" (476mm)	35.885" (911mm)	JLPD-0236-	\$1962.07	\$ 2127.64	\$ 2264.85	\$ 2384.21	\$2458.89	\$ 2578.25	\$ 2370.31	\$ 2489.67	\$ 2447.33	\$ 2566.69
18.75" (476mm)	41.885" (1064mm)	JLPD-0242-	\$2250.89	\$ 2435.72	\$ 2588.34	\$ 2719.25	\$ 2785.14	\$ 2916.05	\$ 2726.56	\$ 2857.47	\$ 2813.17	\$ 2944.08
<b>3H, 39.5"(1003mm) - Three 12"(305mm) Drawers</b>												
18.75" (476mm)	29.885" (759mm)	JLPD-0330-	\$1968.08	\$ 2168.34	\$ 2376.71	\$ 2523.05	\$ 2719.85	\$ 2866.19	\$ 2578.48	\$ 2724.82	\$ 2655.50	\$ 2801.84
18.75" (476mm)	35.885" (911mm)	JLPD-0336-	\$2278.08	\$ 2505.27	\$ 2736.75	\$ 2898.47	\$3083.92	\$ 3245.64	\$ 2984.73	\$ 3146.45	\$ 3061.75	\$ 3223.47
18.75" (476mm)	41.885" (1064mm)	JLPD-0342-	\$2588.08	\$ 2842.20	\$3096.79	\$ 3273.89	\$3447.99	\$ 3625.09	\$3390.98	\$ 3568.08	\$3468.00	\$ 3645.10
<b>4H, 51.5"(1308mm) - Four 12"(305mm) Drawers</b>												
18.75" (476mm)	29.885" (759mm)	JLPD-0430-	\$2476.64	\$ 2730.76	\$ 2881.47	\$3066.30	\$3207.37	\$ 3392.20	\$ 3081.23	\$ 3266.06	\$ 3183.25	\$ 3368.08
18.75" (476mm)	35.885" (911mm)	JLPD-0436-	\$2915.68	\$ 3202.54	\$3380.22	\$ 3584.30	\$ 3710.89	\$ 3914.97	\$ 3635.80	\$ 3839.88	\$ 3749.37	\$ 3953.45
18.75" (476mm)	41.885" (1064mm)	JLPD-0442-	\$3354.72	\$ 3674.32	\$ 3878.97	\$ 4102.30	\$ 4214.41	\$ 4437.74	\$ 4190.37	\$ 4413.70	\$ 4315.49	\$ 4538.82
<b>5H, 63.5"(1613mm) - Five 12"(305mm) Drawers</b>												
18.75" (476mm)	29.885" (759mm)	JLPD-0530-	\$2985.20	\$ 3293.26	\$ 3611.44	\$ 3830.94	\$ 4189.56	\$ 4409.06	\$ 4015.36	\$ 4234.86	\$ 4159.76	\$ 4379.26
18.75" (476mm)	35.885" (911mm)	JLPD-0536-	\$3505.10	\$ 3853.58	\$ 4231.49	\$ 4474.10	\$ 4817.60	\$ 5060.21	\$ 4727.81	\$ 4970.42	\$ 4872.21	\$ 5114.82
18.75" (476mm)	41.885" (1064mm)	JLPD-0542-	\$4025.00	\$ 4413.90	\$ 4851.54	\$ 5117.26	\$5445.64	\$ 5711.36	\$5440.26	\$ 5705.98	\$5584.66	\$ 5850.38
<b>5H, 63.5"(1613mm) - Hinged Door on Top/Four 12"(305mm) Drawers</b>												
18.75" (476mm)	29.885" (759mm)	JLPS-0530-	\$2985.20	\$ 3293.26	\$ 3651.90	\$ 3871.40	\$ 4273.69	\$ 4493.19	\$ 4092.37	\$ 4311.87	\$ 4219.45	\$ 4438.95
18.75" (476mm)	35.885" (911mm)	JLPS-0536-	\$3555.12	\$ 3903.60	\$ 4289.25	\$ 4531.86	\$ 4916.39	\$ 5159.00	\$ 4793.24	\$ 5035.85	\$ 4939.54	\$ 5182.15
18.75" (476mm)	41.885" (1064mm)	JLPS-0542-	\$4125.04	\$ 4513.94	\$ 4926.60	\$ 5192.32	\$5559.09	\$ 5824.81	\$ 5494.11	\$ 5759.83	\$ 5659.63	\$ 5925.35

# Lateral Files — Attached

## 2H – Inset Style



JLRD-SJA  
Class FM

### Features

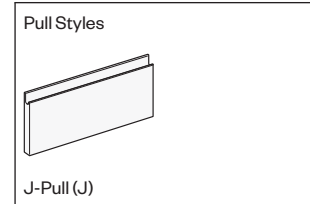
- Includes attachment hardware.
- Each 12"(305mm)H drawer includes side-to-side hanging bars that accommodate letter, legal, EDP, international A4, and foolscap suspended file folders.
- Optional drawer pulls include J-Pull and pull trim color matches case color.
- Drawers have full extension steel ball-bearing slides.
- Drawer interiors and accessories are black finish color.
- Single lock secures all drawers.
- Lock plug is available in black or chrome.
- For lock options, refer to Lock Program section of the Accessories Price List.
- Glides provide 1.5"(38mm) adjustment range.

### Specification Tips

- Must be attached under a worksurface 20"(508mm)D or deeper.
- When using lateral file to support one end of a worksurface in a panel system application, secure the worksurface to the panel using a corner bracket or cantilever; specified separately.
- When attaching a panel-hung worksurface up to 2"(51mm) higher than standard mounting height, use a worksurface height adjustment kit, specified separately.
- Additional accessories are available and can be specified separately.



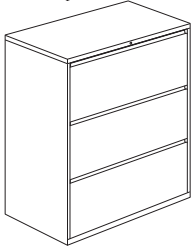
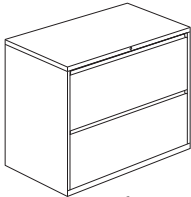
### To Order, Specify:

- 1) Product number.
- 2) Trim color for drawer fronts and case.
- 3) Trim color for lock plug.




Actual Height	Actual Depth	Actual Width	Number	Trim A	B
27.5"(699mm)	18"(457mm)	29.885"(759mm)	JLRD-0230-SJA	\$1459.52	\$1605.83
		35.885"(911mm)	JLRD-0236-SJA	1705.97	1871.54
		41.885"(1064mm)	JLRD-0242-SJA	1952.42	2137.25

# Lateral Files — Freestanding Inset Style



JLRD-SJ



JLRC-SJ  
Class FM

### Features

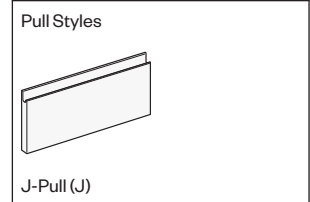
- Includes factory-installed counterweight.
- Each 12"(305mm)H drawer includes side-to-side hanging bars that accommodate letter, legal, EDP, international A4, and foolscap suspended file folders.
- 5H receding door section can be specified with a stationary or pull-out shelf.
- Optional drawer pulls include J-Pull and pull trim color matches case color.
- Drawers have full extension steel ball-bearing slides.
- Drawer interiors and accessories are black finish color.
- Single lock secures all drawers.
- Lock plug is available in black or chrome.
- For lock options, refer to Lock Program section of the Accessories Price List.
- Glides provide 1.5"(38mm) adjustment range.

### Specification Tips

- A separately specified counterweight is recommended for 3H, 4H and 5H when lateral file is not ganged to another file or anchored to a fixed object.
- To see into the top drawer a person must be at least 5'9" or use a step stool. As an alternative, consider a 5H unit with hinged doors, sliding doors, or receding door in the top position.
- Receding door section does not accommodate standard-height binders.
- Additional accessories are available and can be specified separately.

### To Order, Specify:

- 1) Product number.
- 2) Trim color for drawer fronts and case.
- 3) Trim color for lock plug.



Actual Height	Actual Depth	Actual Width	Number	Trim A	B
<b>2H, 27.5"(699mm) - Two 12"(305mm) Drawers</b>					
27.5"(699mm)	18"(457mm)	29.885"(759mm)	JLRD-0230-SJ	\$ 1673.25	\$ 1819.56
		35.885"(911mm)	JLRD-0236-SJ	1962.07	2127.64
		41.885"(1064mm)	JLRD-0242-SJ	2250.89	2435.72
<b>3H, 39.5"(1003mm) - Three 12"(305mm) Drawers</b>					
39.5"(1003mm)	18"(457mm)	29.885"(759mm)	JLRD-0330-SJ	\$ 1968.08	\$ 2168.34
		35.885"(911mm)	JLRD-0336-SJ	2278.08	2505.27
		41.885"(1064mm)	JLRD-0342-SJ	2588.08	2842.20
<b>4H, 51.5"(1308mm) - Four 12"(305mm) Drawers</b>					
51.5"(1308mm)	18"(457mm)	29.885"(759mm)	JLRD-0430-SJ	\$ 2476.64	\$ 2730.76
		35.885"(911mm)	JLRD-0436-SJ	2915.68	3202.54
		41.885"(1064mm)	JLRD-0442-SJ	3354.72	3674.32
<b>5H, 63.5"(1613mm) - Five 12"(305mm) Drawers</b>					
63.5"(1613mm)	18"(457mm)	29.885"(759mm)	JLRD-0530-SJ	\$ 2985.20	\$ 3293.26
		35.885"(911mm)	JLRD-0536-SJ	3505.10	3853.58
		41.885"(1064mm)	JLRD-0542-SJ	4025.00	4413.90
<b>5H, 63.5"(1613mm) - 12" Receding Door on Top with Stationary Shelf/Four 12"(305mm) Drawers</b>					
63.5"(1613mm)	18"(457mm)	29.885"(759mm)	JLRC-0530-SJ	\$ 2985.20	\$ 3293.26
		35.885"(911mm)	JLRC-0536-SJ	3572.48	3920.96
		41.885"(1064mm)	JLRC-0542-SJ	4159.76	4548.66
<b>5H, 63.5"(1613mm) - 12" Receding Door on Top with Pull Out Shelf/Four 12"(305mm) drawers</b>					
63.5"(1613mm)	18"(457mm)	29.885"(759mm)	JLRR-0530-SJ	\$ 2985.20	\$ 3293.26
		35.885"(911mm)	JLRR-0536-SJ	3572.48	3920.96
		41.885"(1064mm)	JLRR-0542-SJ	4159.76	4548.66

# Lateral File Tops

## Laminate for use with Proud Style Fronts

### File Top



JTPL-1830  
Class FM

#### Features

- Includes top and attachment hardware.
- Intended for use on single files with proud style fronts.
- 1.18"(30mm) thick high-pressure laminate (HPL) top has 3mm edgeband on the front and back edges, 1mm edgeband on the sides.

#### Specification Tips

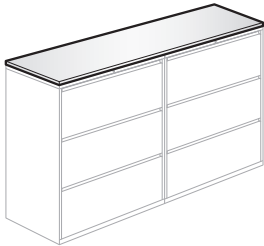
- Top attaches to metal file top with fasteners. Field drilling is required.

#### To Order, Specify:

- 1) Product number.
- 2) Laminate color.
- 3) Edge trim color.

Depth	Width	Number	HPL		
			A	B	E
18.75"(476mm)	30"(762mm)	JTPL-1830-JYJYS	\$ 315.16	\$369.16	\$676.96
	36"(914mm)	JTPL-1836-JYJYS	341.08	405.88	775.24
	42"(1067mm)	JTPL-1842-JYJYS	367.00	442.60	873.52

### Common File Top



JTPL-1860

#### Features

- Includes top and attachment hardware.
- Intended for use on multiple files with proud style fronts.
- 37.5"(953mm)D top is intended for back-to-back file applications.
- 1.18"(30mm) thick high-pressure laminate (HPL) top has 3mm edgeband on the front and back edges, 1mm edgeband on the sides.

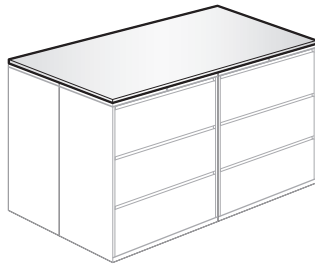
#### Specification Tips

- Top attaches to metal file top with fasteners. Field drilling is required.
- Designed to be used on X Series lateral files with proud style fronts or 18.75"(476mm)D storage runs.
- Common tops are designed to span a maximum of 3 units. If spanning more than 3 units, please contact Tailored Solutions to order the correct dimensions.

#### To Order, Specify:

- 1) Product number.
- 2) Laminate color.
- 3) Edge trim color.

Depth	Width	Number	HPL		
			A	B	E
18.75"(476mm)	60"(1524mm)	JTPL-1860-JYJYS	\$ 475.18	\$ 583.18	\$ 1198.78
	66"(1676mm)	JTPL-1866-JYJYS	511.24	630.04	1307.20
	72"(1829mm)	JTPL-1872-JYJYS	547.30	676.90	1415.62
	78"(1981mm)	JTPL-1878-JYJYS	583.36	723.76	1524.04
	84"(2134mm)	JTPL-1884-JYJYS	619.42	770.62	1632.46
	90"(2286mm)	JTPL-1890-JYJYS	655.48	817.48	1740.88
	96"(2438mm)	JTPL-1896-JYJYS	691.54	864.34	1849.30
	102"(2591mm)	JTPL-18A2-JYJYS	727.60	911.20	1957.72
	108"(2743mm)	JTPL-18A8-JYJYS	763.66	958.06	2066.14
	114"(2896mm)	JTPL-18B4-JYJYS	799.72	1004.92	2174.56
37.5"(953mm)	120"(3048mm)	JTPL-18C0-JYJYS	835.78	1051.78	2282.98
	30"(762mm)	JTPL-3630-JYJYS	\$ 444.76	\$ 552.76	\$ 1168.36
	36"(914mm)	JTPL-3636-JYJYS	496.60	626.20	1364.92
	42"(1067mm)	JTPL-3642-JYJYS	548.44	699.64	1561.48
	60"(1524mm)	JTPL-3660-JYJYS	703.96	919.96	2151.16
	66"(1676mm)	JTPL-3666-JYJYS	755.80	993.40	2347.72
	72"(1829mm)	JTPL-3672-JYJYS	807.64	1066.84	2544.28
	78"(1981mm)	JTPL-3678-JYJYS	859.48	1140.28	2740.84
	84"(2134mm)	JTPL-3684-JYJYS	911.32	1213.72	2937.40
	90"(2286mm)	JTPL-3690-JYJYS	963.16	1287.16	3133.96
	96"(2438mm)	JTPL-3696-JYJYS	1015.00	1360.60	3330.52
	102"(2591mm)	JTPL-36A2-JYJYS	1066.84	1434.04	3527.08
	108"(2743mm)	JTPL-36A8-JYJYS	1118.68	1507.48	3723.64
	114"(2896mm)	JTPL-36B4-JYJYS	1170.52	1580.92	3920.20
	120"(3048mm)	JTPL-36C0-JYJYS	1222.36	1654.36	4116.76

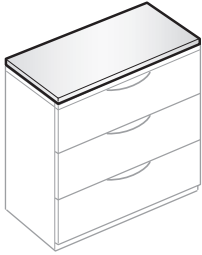


JTPL-3660  
Class FM

# Lateral File Tops

## Wood for use with Proud Style Fronts

### File Top



JTPW-1830  
Class FM

#### Features

- Includes wood top and attachment hardware.
- Intended for use on single files with proud style fronts.
- 1.18" (30mm) thick wood veneer top has 3mm edgeband on the front and back edges, 1mm edgeband on the sides.

#### Specification Tips

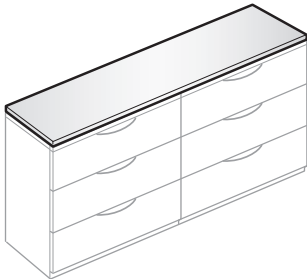
- Top attaches to metal file top with fasteners. Field drilling is required.
- Designed to be used on X Series lateral files with proud style fronts only.

#### To Order, Specify:

- 1) Product number.
- 2) Wood finish color.

Depth	Width	Number	Wood	
			A	B
18.75"(476mm)	30"(762mm)	JTPW-1830-KXKXS	\$ 547.36	\$ 574.36
	36"(914mm)	JTPW-1836-KXKXS	619.72	652.12
	42"(1067mm)	JTPW-1842-KXKXS	692.08	729.88

### Common File Top



JTPW-1860

#### Features

- Includes wood top and attachment hardware.
- Intended for use on multiple files with proud style fronts.
- 37.5"(953mm)D top is intended for back-to-back file applications.
- 1.18" (30mm) thick wood veneer top has 3mm edgeband on the front and back edges, 1mm edgeband on the sides.

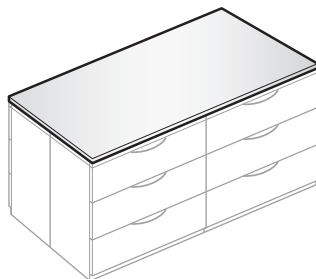
#### Specification Tips

- Top attaches to metal file top with fasteners. Field drilling is required.
- Designed to be used on X Series lateral files with proud style fronts only.
- Common tops are designed to span a maximum of 3 units. If spanning more than 3 units, please contact Tailored Solutions to order the correct dimensions.

#### To Order, Specify:

- 1) Product number.
- 2) Wood finish color.

Depth	Width	Number	Wood	
			A	B
18.75"(476mm)	60"(1524mm)	JTPW-1860-KXKXS	\$ 939.58	\$ 993.58
	66"(1676mm)	JTPW-1866-KXKXS	1022.08	1081.48
	72"(1829mm)	JTPW-1872-KXKXS	1104.58	1169.38
	78"(1981mm)	JTPW-1878-KXKXS	1187.08	1257.28
	84"(2134mm)	JTPW-1884-KXKXS	1269.58	1345.18
	90"(2286mm)	JTPW-1890-KXKXS	1352.08	1433.08
	96"(2438mm)	JTPW-1896-KXKXS	1434.58	1520.98
	102"(2591mm)	JTPW-18A2-KXKXS	1517.08	1608.88
	108"(2743mm)	JTPW-18A8-KXKXS	1599.58	1696.78
	114"(2896mm)	JTPW-18B4-KXKXS	1682.08	1784.68
	120"(3048mm)	JTPW-18C0-KXKXS	1764.58	1872.58
	37.5"(953mm)	30"(762mm)	JTPW-3630-KXKXS	\$ 909.16
36"(914mm)		JTPW-3636-KXKXS	1053.88	1118.68
42"(1067mm)		JTPW-3642-KXKXS	1198.60	1274.20
60"(1524mm)		JTPW-3660-KXKXS	1632.76	1740.76
66"(1676mm)		JTPW-3666-KXKXS	1777.48	1896.28
72"(1829mm)		JTPW-3672-KXKXS	1922.20	2051.80
78"(1981mm)		JTPW-3678-KXKXS	2066.92	2207.32
84"(2134mm)		JTPW-3684-KXKXS	2211.64	2362.84
90"(2286mm)		JTPW-3690-KXKXS	2356.36	2518.36
96"(2438mm)		JTPW-3696-KXKXS	2501.08	2673.88
102"(2591mm)		JTPW-36A2-KXKXS	2645.80	2829.40
108"(2743mm)		JTPW-36A8-KXKXS	2790.52	2984.92
114"(2896mm)		JTPW-36B4-KXKXS	2935.24	3140.44
120"(3048mm)		JTPW-36C0-KXKXS	3079.96	3295.96



JTPW-3660  
Class FM

# Lateral File Tops

## Laminate for use with Inset Style Fronts

### File Top



JTRL-1830  
Class FM

#### Features

- Includes laminate top and attachment hardware.
- Intended for use on single files with inset style fronts.
- 1.18"(30mm) thick high-pressure laminate (HPL) top has 3mm edgeband on the front and back edges, 1mm edgeband on the sides.

#### Specification Tips

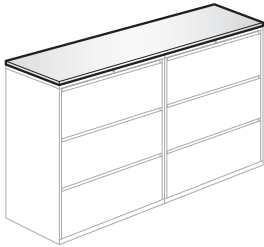
- Top attaches to metal file top with fasteners. Field drilling is required.
- Designed to be used on X Series lateral files with inset style fronts only.

#### To Order, Specify:

- 1) Product number.
- 2) Laminate color.
- 3) Edge trim color.

Depth	Width	Number	HPL		
			A	B	E
18"(457mm)	30"(762mm)	JTRL-1830-JYJYS	\$ 315.16	\$369.16	\$676.96
	36"(914mm)	JTRL-1836-JYJYS	341.08	405.88	775.24
	42"(1067mm)	JTRL-1842-JYJYS	367.00	442.60	873.52

### Common File Top



JTRL-1860

#### Features

- Includes laminate top and attachment hardware.
- Intended for use on multiple files with inset style fronts.
- 36"(914mm)D top is intended for back-to-back file applications.
- 1.18"(30mm) thick high-pressure laminate (HPL) top has 3mm edgeband on the front and back edges, 1mm edgeband on the sides.

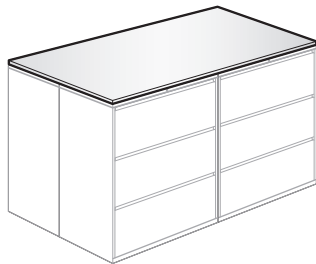
#### Specification Tips

- Top attaches to metal file top with fasteners. Field drilling is required.
- Designed to be used on X Series lateral files with inset style fronts only.
- Common tops are designed to span a maximum of 3 units. If spanning more than 3 units, please contact Tailored Solutions to order the correct dimensions.

#### To Order, Specify:

- 1) Product number.
- 2) Laminate color.
- 3) Edge trim color.

Depth	Width	Number	HPL		
			A	B	E
18"(457mm)	60"(1524mm)	JTRL-1860-JYJYS	\$ 475.18	\$ 583.18	\$ 1198.78
	66"(1676mm)	JTRL-1866-JYJYS	511.24	630.04	1307.20
	72"(1829mm)	JTRL-1872-JYJYS	547.30	676.90	1415.62
	78"(1981mm)	JTRL-1878-JYJYS	583.36	723.76	1524.04
	84"(2134mm)	JTRL-1884-JYJYS	619.42	770.62	1632.46
	90"(2286mm)	JTRL-1890-JYJYS	655.48	817.48	1740.88
	96"(2438mm)	JTRL-1896-JYJYS	691.54	864.34	1849.30
	102"(2591mm)	JTRL-18A2-JYJYS	727.60	911.20	1957.72
	108"(2743mm)	JTRL-18A8-JYJYS	763.66	958.06	2066.14
	114"(2896mm)	JTRL-18B4-JYJYS	799.72	1004.92	2174.56
	120"(3048mm)	JTRL-18C0-JYJYS	835.78	1051.78	2282.98
36"(914mm)	30"(762mm)	JTRL-3630-JYJYS	\$ 444.76	\$ 552.76	\$ 1168.36
	36"(914mm)	JTRL-3636-JYJYS	496.60	626.20	1364.92
	42"(1067mm)	JTRL-3642-JYJYS	548.44	699.64	1561.48
	60"(1524mm)	JTRL-3660-JYJYS	703.96	919.96	2151.16
	66"(1676mm)	JTRL-3666-JYJYS	755.80	993.40	2347.72
	72"(1829mm)	JTRL-3672-JYJYS	807.64	1066.84	2544.28
	78"(1981mm)	JTRL-3678-JYJYS	859.48	1140.28	2740.84
	84"(2134mm)	JTRL-3684-JYJYS	911.32	1213.72	2937.40
	90"(2286mm)	JTRL-3690-JYJYS	963.16	1287.16	3133.96
	96"(2438mm)	JTRL-3696-JYJYS	1015.00	1360.60	3330.52
	102"(2591mm)	JTRL-36A2-JYJYS	1066.84	1434.04	3527.08
	108"(2743mm)	JTRL-36A8-JYJYS	1118.68	1507.48	3723.64
	114"(2896mm)	JTRL-36B4-JYJYS	1170.52	1580.92	3920.20
	120"(3048mm)	JTRL-36C0-JYJYS	1222.36	1654.36	4116.76



JTRL-3660  
Class FM

# Lateral File Tops

## Wood for use with Inset Style Fronts

### File Top



JTRW-1830  
Class FM

#### Features

- Includes wood top and attachment hardware.
- Intended for use on single files with inset style fronts.
- 1.18"(30mm) thick wood veneer top has 3mm edgeband on the front and back edges, 1mm edgeband on the sides.

#### Specification Tips

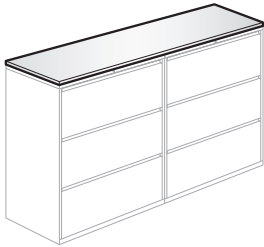
- Top attaches to metal file top with fasteners. Field drilling is required.
- Designed to be used on X Series lateral files with inset style fronts only.

#### To Order, Specify:

- 1) Product number.
- 2) Wood finish color.

Depth	Width	Number	Wood	
			A	B
18"(457mm)	30"(762mm)	JTRW-1830-KXKXS	\$ 547.36	\$ 574.36
	36"(914mm)	JTRW-1836-KXKXS	619.72	652.12
	42"(1067mm)	JTRW-1842-KXKXS	692.08	729.88

### Common File Top



JTRW-1860

#### Features

- Includes wood top and attachment hardware.
- Intended for use on multiple files with inset style fronts.
- 36"(914mm)D top is intended for back-to-back file applications.
- 1.18"(30mm) thick wood veneer top has 3mm edgeband on the front and back edges, 1mm edgeband on the sides.

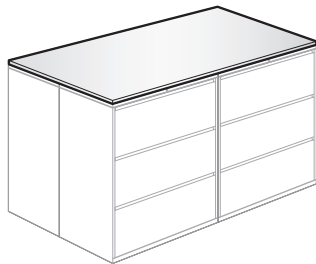
#### Specification Tips

- Top attaches to metal file top with fasteners. Field drilling is required.
- Designed to be used on X Series lateral files with inset style fronts only.
- Common tops are designed to span a maximum of 3 units. If spanning more than 3 units, please contact Tailored Solutions to order the correct dimensions.

#### To Order, Specify:

- 1) Product number.
- 2) Wood finish color.

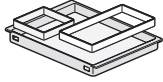
Depth	Width	Number	Wood	
			A	B
18"(457mm)	60"(1524mm)	JTRW-1860-KXKXS	\$ 939.58	\$ 993.58
	66"(1676mm)	JTRW-1866-KXKXS	1022.08	1081.48
	72"(1829mm)	JTRW-1872-KXKXS	1104.58	1169.38
	78"(1981mm)	JTRW-1878-KXKXS	1187.08	1257.28
	84"(2134mm)	JTRW-1884-KXKXS	1269.58	1345.18
	90"(2286mm)	JTRW-1890-KXKXS	1352.08	1433.08
	96"(2438mm)	JTRW-1896-KXKXS	1434.58	1520.98
	102"(2591mm)	JTRW-18A2-KXKXS	1517.08	1608.88
	108"(2743mm)	JTRW-18A8-KXKXS	1599.58	1696.78
	114"(2896mm)	JTRW-18B4-KXKXS	1682.08	1784.68
	120"(3048mm)	JTRW-18C0-KXKXS	1764.58	1872.58
	36"(914mm)	30"(762mm)	JTRW-3630-KXKXS	\$ 909.16
36"(914mm)		JTRW-3636-KXKXS	1053.88	1118.68
42"(1067mm)		JTRW-3642-KXKXS	1198.60	1274.20
60"(1524mm)		JTRW-3660-KXKXS	1632.76	1740.76
66"(1676mm)		JTRW-3666-KXKXS	1777.48	1896.28
72"(1829mm)		JTRW-3672-KXKXS	1922.20	2051.80
78"(1981mm)		JTRW-3678-KXKXS	2066.92	2207.32
84"(2134mm)		JTRW-3684-KXKXS	2211.64	2362.84
90"(2286mm)		JTRW-3690-KXKXS	2356.36	2518.36
96"(2438mm)		JTRW-3696-KXKXS	2501.08	2673.88
102"(2591mm)		JTRW-36A2-KXKXS	2645.80	2829.40
108"(2743mm)		JTRW-36A8-KXKXS	2790.52	2984.92
114"(2896mm)		JTRW-36B4-KXKXS	2935.24	3140.44
120"(3048mm)		JTRW-36C0-KXKXS	3079.96	3295.96



JTRW-3660  
Class FM

# Accessories

## PDA Tray



KJTY-12  
Class YA

### Features

- Includes one rectangular PDA tray, one small ring, and one large ring.
- PDA Tray:
  - Outside dimensions - 1.38"(35mm)H x 11.75"(298mm)W x 16.12"(409mm)L
  - Inside dimensions - 1.25"(32mm)H x 11.5"(292mm)W x 12.87"(327mm)L
- Small ring:
  - Outside dimensions - 1"(25mm)H x 5.55"(141mm)W x 5.55"(141mm)L
- Large ring:
  - Outside dimensions - 1"(25mm)H x 5.98"(152mm)W x 11.43"(290mm)L
- PDA Tray has cutouts to allow for low voltage cable management.
- PDA Tray and rings are plastic.
- Standard in black.

### Specification Tips

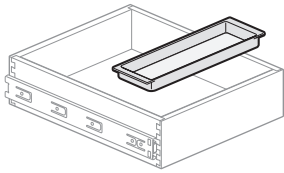
- PDA Tray designed to be used as a stand alone accessory in X Series, Masters Series and Compose Storage file drawers.
- Designed to slide side-to-side along the hanging bars in file drawers, allowing access to drawer contents below the PDA Tray.
- Files cannot be hung in lateral file drawers when using the PDA Tray.

### To Order, Specify:

- 1) Product number.  
(No finish specification required.)

	Number	Price
	KJTY-12	\$59.70

## Personal Tray



KJTY-10  
Class YA – GSA: Open Market

### Features

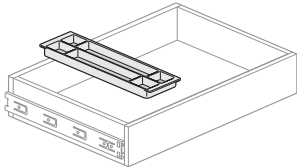
- Includes one rectangle plastic tray.
  - Outside dimensions: 1.38"(35mm)H x 5.88"(149mm)W x 12.87"(327mm)L
  - Inside dimensions: 1.25"(32mm)H x 5.63"(143mm)W x 11.5"(292mm)L
- Can be used as a freestanding accessory in X Series lateral files, X Series Pedestal, Masters Series Pedestal and Compose Storage Pedestal.
- Standard in black.

### To Order, Specify:

- 1) Product number.  
(No finish specification required.)

Height	Depth	Width	Number	Price
1.38"(35mm)	5.88"(149mm)	12.87"(327mm)	KJTY-10	\$50.83

## Pencil Tray



KJTY-9  
Class YA

### Features

- Includes one plastic tray.
- Suspends from X Series hanging bars; Masters Series 6"(152mm) drawer.
- Standard in black.

### To Order, Specify:

- 1) Product number.  
(No finish specification required.)

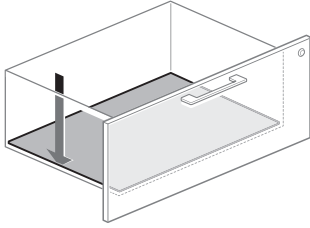
### Specification Tip

- Files cannot be hung in X Series lateral file drawers when using the Pencil Tray.

Height	Depth	Width	Number	Price
1.25"(32mm)	5.5"(140mm)	16.3"(414mm)	KJTY-9	\$67.69

# Accessories

## Drawer Liner



KJFL  
Class YA

### Features

- Drawer Liner is a soft felt like covering that sits on the bottom of the metal drawer body.
- Liners are dimensioned for specific drawer bodies.
- Standard in Charcoal Gray.

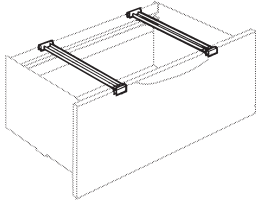
### To Order, Specify:

- 1) Product number.  
(No finish specification required.)

Description	Number	Price
<b>X Series</b>		
30"(762mm)W File Insert	KJFL-0030-JL	\$50.14
36"(914mm)W File Insert	KJFL-0036-JL	56.40
42"(1067mm)W File Insert	KJFL-0042-JL	62.66
18"(457mm)D Combination Unit Box Drawer	KJFL-0018-JC	37.62
18"(457mm)D Pedestal Box Drawer	KJFL-0018-JP	37.62
24"(610mm)D Pedestal Box Drawer	KJFL-0024-JP	43.88
30"(762mm)D Pedestal Box Drawer	KJFL-0030-JP	50.14

# Accessories

## Front-to-Back Hanging Bars



JFFA-15  
Class FM

### Features

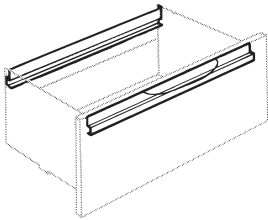
- Includes two front-to-back hanging bars.
- Spans between side-to-side hanging bars in lateral file drawers to convert drawer to front-to-back suspended filing format.
- Rear hanging bars must be set at EDP depth.
- Standard in black finish color only.

### To Order, Specify:

- 1) Product number.  
(No finish specification required.)

Depth	Number	Price
15.5"(394mm)	JFFA-15	\$54.52

## Side-to-Side Hanging Bars



JFHA  
Class FM

### Features

- Includes two side-to-side hanging bars.
- Standard in black finish color only.

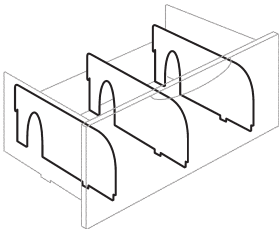
**Note:** Side-to-side hanging bars ship standard in all lateral file drawers.

### To Order, Specify:

- 1) Product number.  
(No finish specification required.)

File Width	Number	Price
30"(762mm)	JFHA-30	\$89.07
36"(914mm)	JFHA-36	89.07
42"(1067mm)	JFHA-42	89.07

## Dividers



JFDA-15  
Class FM

### Features

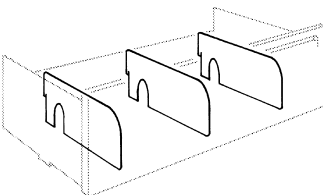
- Includes three dividers that insert into 1"(25mm) incremental slots in bottom and back of file drawer.
- Standard in black finish color only.

### To Order, Specify:

- 1) Product number.  
(No finish specification required.)

Height	Number	Price
7"(178mm)	JFDA-15	\$57.07

## Dividers



LDV  
Class FM

### Features

- Includes three (3) dividers dimensioned to utilize the full drawer depth.
- Dividers may be used with any file width and can be adjusted at 1"(25mm) increments.
- Standard in black finish color only.

### Specification Tip

- LDV-06 can be used in 1.5H Box File drawer.

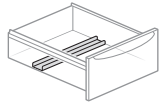
### To Order, Specify:

- 1) Product number.  
(No color specification required.)

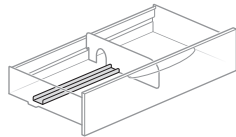
Description	Number	Price
For 9"(229mm)H drawer or shelf	LDV-09	\$84.63
For 6"(152mm)H drawer or shelf	LDV-06	84.63
For 3"(76mm)H drawer or shelf	LDV-03	84.63

# Accessories

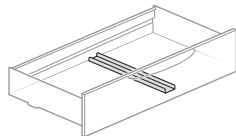
## U Channel Divider



KUAU-1203-JP



KUAU-1203-JL



KUAU-1603-JL  
Class YA

### Feature

- Includes one steel open channel that divides a pedestal box drawer, lateral box drawer, or lateral file drawer.

### Specification Tips

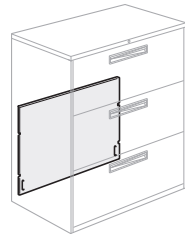
- When placed in pedestal box drawer, U channel divider (KUAU-1203-JP) fits side-to-side.
- When placed in lateral box drawer, U channel divider (KUAU-1203-JL) fits side-to-side with use of drawer divider (LDV-3).
- When placed in lateral box drawer, U channel divider (KUAU-1603-JL) fits front-to-back.

### To Order, Specify:

- 1) Product number.
- 2) Trim color.

Actual Height	Actual Width	Actual Length	Number	Trim A	B
<b>Pedestal Box Drawer, Front-to-Back</b>					
1"(25mm)	2.75"(70mm)	11.5"(292mm)	KUAU-1203-JP	\$100.29	\$113.33
<b>Lateral Box Drawer, Side-to-Side</b>					
1"(25mm)	2.75"(70mm)	11.875"(302mm)	KUAU-1203-JL	\$100.29	\$113.33
<b>Lateral Box Drawer, Front-to-Back</b>					
1"(25mm)	2.75"(70mm)	16.375"(416mm)	KUAU-1603-JL	\$ 115.09	\$131.89

## Counterweight



JFWA  
Class FM

### Features

- Includes counterweight and attachment hardware.
- Required for use with 3H, 4H or 5H freestanding lateral files when not ganged together or anchored to a fixed object.
- Recycled extruded material - black only.
- For use with X and V Series lateral files only.


**Note:** 2H freestanding lateral files ship standard with installed counterweight.

### To Order, Specify:

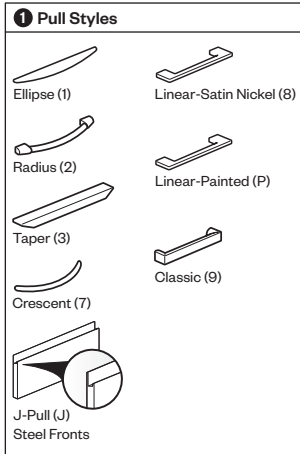
- 1) Product number.  
(No finish specification required.)

File Width	Number	Price
30"(762mm)	JFWA-30	\$ 213.44
36"(914mm)	JFWA-36	255.55
42"(1067mm)	JFWA-42	297.38

# Filing & Storage with Individually Locking Drawers Attached Pedestal



JPAW-18-S  
Class FP



### Features

- Includes steel pedestal with individually locking drawers and attachment hardware.
- Optional drawer pulls include Ellipse, Radius, Taper, Crescent, Linear, Classic, and J-Pull.
  - Crescent (7) and Classic (9) pulls are brushed nickel.
  - Ellipse (1) and Radius (2) pulls available in limited colors (see specification).
  - Taper (3) and J-Pull (J, K) match case color.
  - Linear pulls available:
    - Painted (P); finish specification required.
    - Satin nickel (8); no specification required.
- Drawers have full extension steel ball-bearing slides.
- Drawer interiors and accessories are black finish color.
- Pedestal has two locks; left-hand lock secures top file drawer, right-hand lock secures bottom file drawer.
- Lock plugs are available in black or chrome.
- For lock options, refer to Lock Program section of the Accessories Price List.
- Glides provide 1"(25mm) adjustment range.

### Specification Tips

- When attaching pedestal to a square edge worksurface, the pedestal depth must be equal to, or less than the worksurface depth.
  - 18"(457mm) square edge worksurface accepts an 18"(457mm)D pedestal
  - 24"(610mm) square edge worksurface accepts an 18"(457mm) or 24"(610mm)D pedestal
  - 30"(762mm) square edge worksurface accepts an 18"(457mm), 24"(610mm), or 30"(762mm)D pedestal
- When attaching pedestal to a knife edge worksurface, the pedestal depth must be at least 6"(152mm) less than worksurface depth.
  - 18"(457mm)D knife edge worksurface will not accept an attached pedestal
  - 24"(610mm)D knife edge worksurface will accept an 18"(457mm)D pedestal
  - 30"(762mm)D knife edge worksurface will accept an 18"(457mm) or 24"(610mm)D pedestal
- When using pedestal to support one end of a worksurface in a panel system application, secure the worksurface to the panel using a corner bracket, cantilever, or pedestal to panel bracket; specified separately.
- When attaching a panel-hung worksurface up to 2"(51mm) higher than standard mounting height, use a worksurface height adjustment kit; specified separately.
- Not for use with 18"(457mm)D worksurface with knife edge.
- 18"(457mm)D pedestal accommodates letter-size filing only.
- Additional accessories are available and can be specified separately.

### To Order, Specify:

1) Product number, including:

**1 Pull Option:**\*

- 9** Classic (add **\$53.71** list)
- 7** Crescent
- 1** Ellipse<sup>1</sup>
- J** J-Pull (Steel Fronts)
- P** Linear - Painted<sup>2</sup>
- 8** Linear - Satin Nickel
- 2** Radius<sup>3</sup> (add **\$43.78** list)
- 3** Taper

- 2) Trim color for drawer front, and case.
- 3) Pull trim color (Ellipse, Radius and painted Linear only).
- 4) Lock Plug color.

\*Price per pull.

- <sup>1</sup>Beige (TR-R)
- Chalk (TR-AK)
- Charcoal (TR-K)
- Graphite (TR-J)
- Gray Tone (TR-G)
- Putty (TR-AA)
- Smoke (TR-E)


<sup>2</sup>All powdercoat finishes.

- <sup>3</sup>Dark Bronze Metallic (TR-DM)
- Metallic Gunmetal (TR-MG)
- Metallic Champagne (TR-MC)
- Metallic Silver (TR-LE)

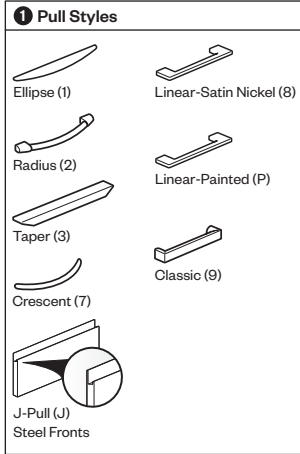
Actual Depth	Actual Width	Number <sup>1</sup>	Trim A	B
<b>27.5"(699mm)H, File/File</b>				
17"(432mm)	15"(381mm)	JPAW-18-S ■	\$958.83	\$1051.73
23"(584mm)	15"(381mm)	JPAW-24-S ■	\$1007.57	\$ 1113.99
29"(737mm)	15"(381mm)	JPAW-30-S ■	\$1056.31	\$1176.25

# Filing & Storage with Individually Locking Drawers

## Suspended Pedestal



JPHW-18-S  
Class FP



### Features

- Includes steel pedestal with individually locking drawers and attachment hardware.
- Optional drawer pulls include Ellipse, Radius, Taper, Crescent, Linear, Classic, and J-Pull.
  - Crescent (7) and Classic (9) pulls are brushed nickel.
  - Ellipse (1) and Radius (2) pulls available in limited colors (see specification).
  - Taper (3) and J-Pull (J, K) match case color.
  - Linear pulls available:
    - Painted (P); finish specification required.
    - Satin nickel (8); no specification required.
- Drawers have full extension steel ball-bearing slides.
- Drawer interiors and accessories are black finish color.
- Pedestal has two locks; left-hand lock secures top file drawer, right-hand lock secures bottom file drawer.
- Lock plugs are available in black or chrome.
- For lock options, refer to Lock Program section of the Accessories Price List.

### Specification Tips

- When attaching pedestal to a square edge worksurface, the pedestal depth must be equal to, or less than the worksurface depth.
  - 18"(457mm) square edge worksurface accepts an 18"(457mm)D pedestal
  - 24"(610mm) square edge worksurface accepts an 18"(457mm) or 24"(610mm)D pedestal
  - 30"(762mm) square edge worksurface accepts an 18"(457mm), 24"(610mm), or 30"(762mm)D pedestal
- When attaching pedestal to a knife edge worksurface, the pedestal depth must be at least 6"(152mm) less than worksurface depth.
  - 18"(457mm)D knife edge worksurface will not accept a suspended pedestal
  - 24"(610mm)D knife edge worksurface will accept an 18"(457mm)D pedestal
  - 30"(762mm)D knife edge worksurface will accept an 18"(457mm) or 24"(610mm)D pedestal
- For use with Compose, UniGroup, and UniGroup Too systems applications only.
- Not for use with steel casegoods.
- Not for use with 18"(457mm)D worksurface with knife edge.
- 18"(457mm)D pedestal accommodates letter-size filing only.
- Additional accessories are available and can be specified separately.

### To Order, Specify:

1) Product number, including:

**1 Pull Option:\***

- 9** Classic (add **\$53.71** list)
- 7** Crescent
- 1** Ellipse<sup>1</sup>
- J** J-Pull (Steel Fronts)
- P** Linear - Painted<sup>2</sup>
- 8** Linear - Satin Nickel
- 2** Radius<sup>3</sup> (add **\$43.78** list)
- 3** Taper

- 2) Trim color for drawer front, and case.
- 3) Pull trim color (Ellipse, Radius and painted Linear only).
- 4) Lock Plug color.

\*Price per pull.

- <sup>1</sup>Beige (TR-R)
- Chalk (TR-AK)
- Charcoal (TR-K)
- Graphite (TR-J)
- Gray Tone (TR-G)
- Putty (TR-AA)
- Smoke (TR-E)

<sup>2</sup>All powdercoat finishes.

- <sup>3</sup>Dark Bronze Metallic (TR-DM)
- Metallic Gunmetal (TR-MG)
- Metallic Champagne (TR-MC)
- Metallic Silver (TR-LE)

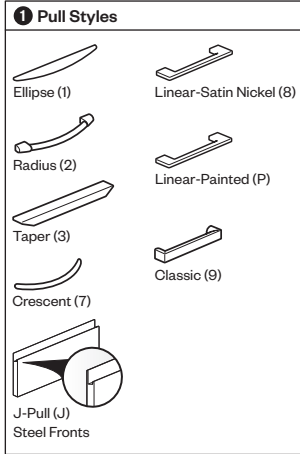
Actual Depth	Actual Width	Number <sup>1</sup>	Trim A	B
<b>27.5"(699mm)H, File/File</b>				
17"(432mm)	15"(381mm)	JPHW-18-S	\$875.63	\$956.71
23"(584mm)	15"(381mm)	JPHW-24-S	\$924.37	\$1018.97

# Filing & Storage with Individually Locking Drawers

## Mobile Pedestal



JPMW-18-S  
Class FP



### Features

- Includes steel pedestal with individually locking drawers and non-locking casters; two fixed casters in front, and two swivel casters at the back.
- Optional drawer pulls include Ellipse, Radius, Taper, Crescent, Linear, Classic, and J-Pull.
  - Crescent (7) and Classic (9) pulls are brushed nickel.
  - Ellipse (1) and Radius (2) pulls available in limited colors (see specification).
  - Taper (3) and J-Pull (J, K) match case color.
  - Linear pulls available:
    - Painted (P); finish specification required.
    - Satin nickel (8); no specification required.
- Drawers have full extension steel ball-bearing slides.
- Drawer interiors and accessories are black finish color.
- Pedestal has two locks; left-hand lock secures top file drawer, right-hand lock secures bottom file drawer.
- Lock plugs are available in black or chrome.
- For lock options, refer to Lock Program section of the Accessories Price List.

### Specification Tips

- Cushion top option:
  - Pedestal with this option will not include a top, allowing a cushion top to be field installed.
  - Cushion top must be separately specified.**
  - To order: Specify **C** in the third option. Example: JPMA-24-S1C.
- Mobile file/file pedestal with a cushion top will not fit under a work surface.
- 18"(457mm)D pedestal accommodates letter-size filing only.
- Additional accessories are available and can be specified separately.

### To Order, Specify:

1) Product number, including:

#### 1 Pull Option:<sup>\*</sup>

- 9 Classic (add **\$53.71** list)
- 7 Crescent
- 1 Ellipse<sup>1</sup>
- J J-Pull (Steel Fronts)
- P Linear - Painted<sup>2</sup>
- 8 Linear - Satin Nickel
- 2 Radius<sup>3</sup> (add **\$43.78** list)
- 3 Taper

2) Trim color for drawer front, and case.

3) Pull trim color (Ellipse, Radius and painted Linear only).

4) Lock Plug color.

<sup>\*</sup>Price per pull.

- <sup>1</sup>Beige (TR-R)
- Chalk (TR-AK)
- Charcoal (TR-K)
- Graphite (TR-J)
- Gray Tone (TR-G)
- Putty (TR-AA)
- Smoke (TR-E)


<sup>2</sup>All powdercoat finishes.

- <sup>3</sup>Dark Bronze Metallic (TR-DM)
- Metallic Gunmetal (TR-MG)
- Metallic Champagne (TR-MC)
- Metallic Silver (TR-LE)

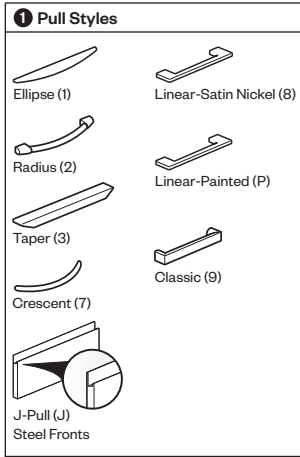
Actual Depth	Actual Width	Number <sup>1</sup>	Trim	
			A	B
<b>27.5"(699mm)H, File/File</b>				
17"(432mm)	15"(381mm)	JPMW-18-S	\$1126.87	\$ 1219.77
23"(584mm)	15"(381mm)	JPMW-24-S	\$1175.61	\$1282.03
29"(737mm)	15"(381mm)	JPMW-30-S	\$1224.35	\$1344.29

# Filing & Storage with Individually Locking Drawers

## Tug Pedestal



JPTW-24-S  
Class FP



### Features

- Includes steel pedestal with individually locking drawers, attached handle, and non-locking casters; two swivel casters in front, and two fixed casters at the back.
- Optional drawer pulls include Ellipse, Radius, Taper, Crescent, Linear, Classic, and J-Pull.
  - Crescent (7) and Classic (9) pulls are brushed nickel.
  - Ellipse (1) and Radius (2) pulls available in limited colors (see specification).
  - Taper (3) and J-Pull (J, K) match case color.
  - Linear pulls available:
    - Painted (P); finish specification required.
    - Satin nickel (8); no specification required.
- Handle matches case trim color and is centered in lockbar.
- Drawers have full extension steel ball-bearing slides.
- Drawer interiors and accessories are black finish color.
- Pedestal has two locks; left-hand lock secures top file drawer, right-hand lock secures bottom file drawer.
- Lock plugs are available in black or chrome.
- For lock options, refer to Lock Program section of the Accessories Price List.

### Specification Tips

- Additional accessories are available and can be specified separately.
- Tug pedestal will not accommodate digital lock.

### To Order, Specify:

1) Product number, including:

**1 Pull Option:**\*

- 9** Classic (add **\$53.71** list)
- 7** Crescent
- 1** Ellipse<sup>1</sup>
- J** J-Pull (Steel Fronts)
- P** Linear - Painted<sup>2</sup>
- 8** Linear - Satin Nickel
- 2** Radius<sup>3</sup> (add **\$43.78** list)
- 3** Taper

- 2) Trim color for drawer front, and case.
- 3) Pull trim color (Ellipse, Radius and painted Linear only).
- 4) Lock Plug color.

\*Price per pull.

- <sup>1</sup>Beige (TR-R)
- Chalk (TR-AK)
- Charcoal (TR-K)
- Graphite (TR-J)
- Gray Tone (TR-G)
- Putty (TR-AA)
- Smoke (TR-E)


<sup>2</sup>All powdercoat finishes.

- <sup>3</sup>Dark Bronze Metallic (TR-DM)
- Metallic Gunmetal (TR-MG)
- Metallic Champagne (TR-MC)
- Metallic Silver (TR-LE)

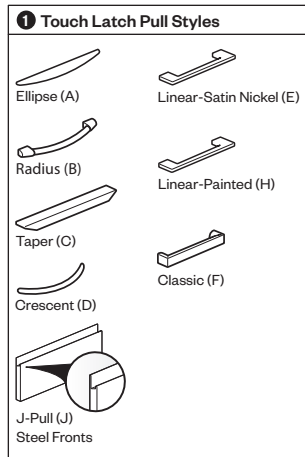
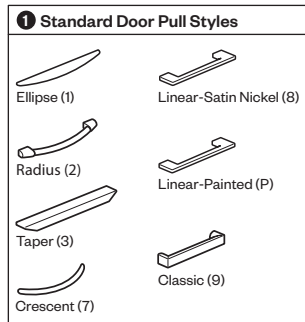
Actual Depth	Actual Width	Number <sup>1</sup>	Trim A	B
<b>27.5"(699mm)H, File/File</b>				
23"(584mm)	15"(381mm)	JPTW-24-S	\$1386.75	\$1493.17
29"(737mm)	15"(381mm)	JPTW-30-S	\$1495.20	\$ 1615.14

# Filing & Storage with Individually Locking Drawers

## 4H Personal Storage Tower with Hinged Door Upper Storage



J2HW-4824-SS  
Class FM2



### Features

- Includes:
  - Pedestal section with individually locking drawers
  - Non-locking valet with coat rod
  - Non-locking upper storage unit with one removable shelf. Shelf is positioned at 12.5"(318mm) from bottom of hinged door area
- Optional drawer/door pulls include Ellipse, Radius, Taper, Crescent, Linear, Classic, and J-Pull. J-Pull available with touch latch doors only.
  - Crescent (7) and Classic (9) pulls are brushed nickel.
  - Ellipse (1) and Radius (2) pulls available in limited colors (see specification).
  - Taper (3) and J-Pull (J, K) match case color.
  - Linear pulls available:
    - Painted (P); finish specification required.
    - Satin nickel (8); no specification required.
- Standard door or touch latch door choice is determined by pull style code.
- Drawers have full extension steel ball-bearing slides.
- Interiors, shelf, and accessories are black finish color.
- Drawer section contains two locks; left-hand lock secures top file drawer, right-hand lock secures bottom file drawer.
- Valet and storage doors do not lock.
- Lock plugs are available in black or chrome.
- For lock options, refer to Lock Program section of the Accessories Price List.
- Glides provide 1"(25mm) adjustment range.

### Specification Tips

- Optional white translucent top adds 2.75"(70mm) to overall height of unit.
- Additional storage unit shelves can be specified separately.

### To Order, Specify:

1) Product number, including:

#### 1 Pull Option:\*\*

- 9 Classic (add **\$53.71** list)
- 7 Crescent
- 1 Ellipse<sup>1</sup>
- J J-Pull (Steel Fronts)
- P Linear - Painted<sup>2</sup>
- 8 Linear - Satin Nickel
- 2 Radius<sup>3</sup> (add **\$43.78** list)
- 3 Taper

#### 2 Top Option:

- R Regular top
- T Translucent top (add **\$844.29** list)

- Trim color for drawer/door front, and case.
- Pull trim color (Ellipse, Radius and painted Linear only).
- Lock Plug color.

\* For touch latch doors change pull style code (add **\$47.66** list)

†Price per pull.

- <sup>1</sup>Beige (TR-R)
- Chalk (TR-AK)
- Charcoal (TR-K)
- Graphite (TR-J)
- Gray Tone (TR-G)
- Putty (TR-AA)
- Smoke (TR-E)

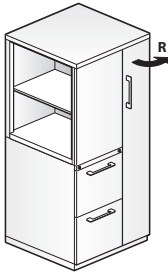
<sup>2</sup>All powdercoat finishes.

- <sup>3</sup>Dark Bronze Metallic (TR-DM)
- Metallic Gunmetal (TR-MG)
- Metallic Champagne (TR-MC)
- Metallic Silver (TR-LE)

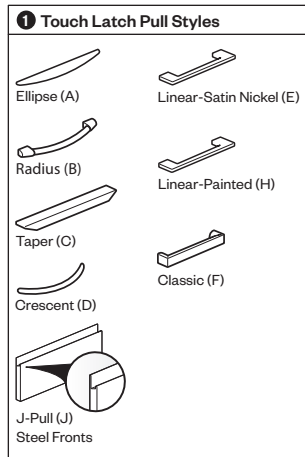
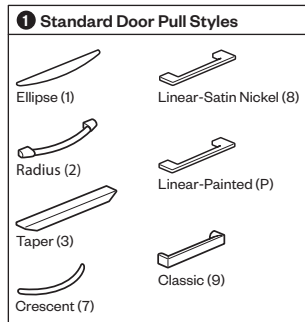
Actual Depth	Actual Width	Number	1 2	Trim A	B
<b>4H, 48.5"(1232mm) - File/File, Valet Right</b>					
23.625"(600mm)	24"(610mm)	J2HW-4824-SS	■ ■	\$4189.38	\$4450.84
<b>4H, 48.5"(1232mm) - File/File, Valet Left</b>					
23.625"(600mm)	24"(610mm)	J2HX-4824-SS	■ ■	\$4189.38	\$4450.84
<b>4H, 51.5"(1308mm) - File/File, Valet Right</b>					
23.625"(600mm)	24"(610mm)	J2HW-5124-SS	■ ■	\$4343.79	\$ 4621.04
<b>4H, 51.5"(1308mm) - File/File, Valet Left</b>					
23.625"(600mm)	24"(610mm)	J2HX-5124-SS	■ ■	\$4343.79	\$ 4621.04

# Filing & Storage with Individually Locking Drawers

## 4H Personal Storage Tower with Bookcase Upper Storage



J2BW-4824-SS  
Class FM2



### Features

- Includes:
  - Pedestal section with Individually locking drawers
  - Non-locking valet with coat rod
  - Side-facing bookcase with one shelf that adjusts in 3"(76mm) increments
- Optional drawer/door pulls include Ellipse, Radius, Taper, Crescent, Linear, Classic, and J-Pull. J-Pull available with touch latch doors only.
  - Crescent (7) and Classic (9) pulls are brushed nickel.
  - Ellipse (1) and Radius (2) pulls available in limited colors (see specification).
  - Taper (3) and J-Pull (J, K) match case color.
  - Linear pulls available:
    - Painted (P); finish specification required.
    - Satin nickel (8); no specification required.
- Standard door or touch latch door choice is determined by pull style code.
- Drawers have full extension steel ball-bearing slides.
- Drawer Interiors and accessories are black finish color; bookcase, shelf, and valet interior match case color.
- Drawer section contains two locks; left-hand lock secures top file drawer, right-hand lock secures bottom file drawer.
- Valet door does not lock.
- All locks in tower have the same key number.
- Lock plugs are available in black or chrome.
- For lock options, refer to Lock Program section of the Accessories Price List.
- Glides provide 1"(25mm) adjustment range.

### Specification Tips

- Optional white translucent top adds 2.75"(70mm) to overall height of unit.
- Additional storage unit shelves can be specified separately.

### To Order, Specify:

1) Product number, including:

**1 Pull Option:\*\***

- 9** Classic (add **\$53.71** list)
- 7** Crescent
- 1** Ellipse<sup>1</sup>
- J** J-Pull (Steel Fronts)
- P** Linear - Painted<sup>2</sup>
- 8** Linear - Satin Nickel
- 2** Radius<sup>3</sup> (add **\$43.78** list)
- 3** Taper

**2 Top Option:**

- R** Regular top
- T** Translucent top (add **\$844.29** list)

- Trim color for drawer/door front, and case.
- Pull trim color (Ellipse, Radius and painted Linear only).
- Lock Plug color.

\* For touch latch doors change pull style code (add **\$47.66** list)

†Price per pull.

- <sup>1</sup>Beige (TR-R)
- Chalk (TR-AK)
- Charcoal (TR-K)
- Graphite (TR-J)
- Gray Tone (TR-G)
- Putty (TR-AA)
- Smoke (TR-E)


<sup>2</sup>All powdercoat finishes.

- <sup>3</sup>Dark Bronze Metallic (TR-DM)
- Metallic Gunmetal (TR-MG)
- Metallic Champagne (TR-MC)
- Metallic Silver (TR-LE)

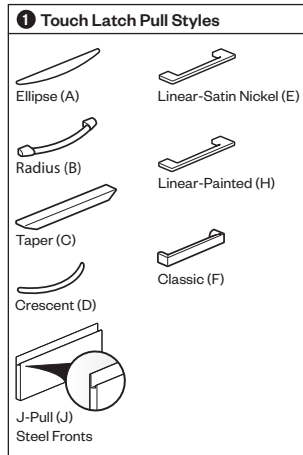
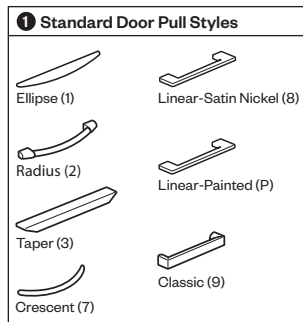
Actual Depth	Actual Width	Number	1 2	Trim A	B
<b>4H, 48.5"(1232mm) - File/File, Valet Right</b>					
23.625"(600mm)	24"(610mm)	J2BW-4824-SS	■ ■	\$3806.88	\$4068.33
<b>4H, 48.5"(1232mm) - File/File, Valet Left</b>					
23.625"(600mm)	24"(610mm)	J2BX-4824-SS	■ ■	\$3806.88	\$4068.33
<b>4H, 51.5"(1308mm) - File/File, Valet Right</b>					
23.625"(600mm)	24"(610mm)	J2BW-5124-SS	■ ■	\$3936.72	\$ 4213.96
<b>4H, 51.5"(1308mm) - File/File, Valet Left</b>					
23.625"(600mm)	24"(610mm)	J2BX-5124-SS	■ ■	\$3936.72	\$ 4213.96

# Filing & Storage with Individually Locking Drawers

## 5H Personal Storage Tower with Hinged Door Upper Storage



J2HW-5624-SS  
Class FM2



### Features

- Includes:
  - Pedestal section with Individually locking drawers
  - Non-locking valet with coat rod
  - Non-locking upper storage unit contains one or more removable shelves
- Storage unit in 56.5"(1435mm)H tower includes one removable shelf.
- Storage unit in 63.5"(1613mm) and 64.5"(1638mm)H towers with File/File drawers includes two removable shelves.
- Storage unit in 63.5"(1613mm) and 64.5"(1638mm)H towers with Box/Box/File/File drawers includes one removable shelf.
- Optional drawer/door pulls include Ellipse, Radius, Taper, Crescent, Linear, Classic, and J-Pull. J-Pull available with touch latch doors only.
  - Crescent (7) and Classic (9) pulls are brushed nickel.
  - Ellipse (1) and Radius (2) pulls available in limited colors (see specification).
  - Taper (3) and J-Pull (J, K) match case color.
  - Linear pulls available:
    - Painted (P); finish specification required.
    - Satin nickel (8); no specification required.
- Standard door or touch latch door choice is determined by pull style code.
- Drawers have full extension steel ball-bearing slides.
- Interiors, shelf, and accessories are black finish color.
- Drawer section contains two locks;
  - Left-hand lock secures top file drawer on File/File configuration. Secures top box drawer and upper file drawer on Box/Box/File/File configuration.
  - Right-hand lock secures bottom file drawer on File/File configuration. Secures second box drawer and bottom file drawer on Box/Box/File/File configuration.
- Valet and storage doors do not lock.
- Lock plugs are available in black or chrome.
- For lock options, refer to Lock Program section of the Accessories Price List.
- Glides provide 1"(25mm) adjustment range.

### Specification Tips

- Optional white translucent top adds 2.75"(70mm) to overall height of unit.
- Additional storage unit shelves can be specified separately.

### To Order, Specify:

1) Product number, including:

#### 1 Pull Option:\*\*

- 9 Classic (add **\$53.71** list)
- 7 Crescent
- 1 Ellipse<sup>1</sup>
- J J-Pull (Steel Fronts)
- P Linear - Painted<sup>2</sup>
- 8 Linear - Satin Nickel
- 2 Radius<sup>3</sup> (add **\$43.78** list)
- 3 Taper

#### 2 Top Option:

- R Regular top
- T Translucent top (add **\$844.29** list)

- Trim color for drawer/door front, and case.
- Pull trim color (Ellipse, Radius and painted Linear only).
- Lock Plug color.

\* For touch latch doors change pull style code (add **\$47.66** list)

†Price per pull.

- <sup>1</sup>Beige (TR-R)
- Chalk (TR-AK)
- Charcoal (TR-K)
- Graphite (TR-J)
- Gray Tone (TR-G)
- Putty (TR-AA)
- Smoke (TR-E)

<sup>2</sup>All powdercoat finishes.

- <sup>3</sup>Dark Bronze Metallic (TR-DM)
- Metallic Gunmetal (TR-MG)
- Metallic Champagne (TR-MC)
- Metallic Silver (TR-LE)

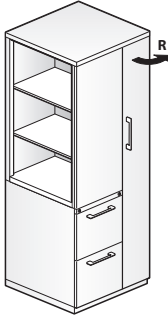
# Filing & Storage with Individually Locking Drawers

## 5H Personal Storage Tower with Hinged Door Upper Storage

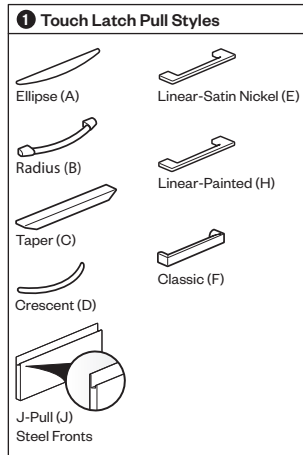
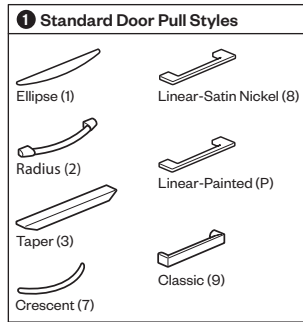
Actual Depth	Actual Width	Number	①②	Trim A	B
<b>5H, 56.5"(1435mm) – File/File, Valet Right</b>					
23.625"(600mm)	24"(610mm)	J2HW-5624-SS	■ ■	\$4349.04	\$4650.85
<b>5H, 56.5"(1435mm) – File/File, Valet Left</b>					
23.625"(600mm)	24"(610mm)	J2HX-5624-SS	■ ■	\$4349.04	\$4650.85
<b>5H, 63.5"(1613mm) – File/File, Valet Right</b>					
23.625"(600mm)	24"(610mm)	J2HW-6324-SS	■ ■	\$4540.34	\$ 4875.45
<b>5H, 63.5"(1613mm) – File/File, Valet Left</b>					
23.625"(600mm)	24"(610mm)	J2HX-6324-SS	■ ■	\$4540.34	\$ 4875.45
<b>5H, 63.5"(1613mm) – Box/Box/File/File, Valet Right</b>					
23.625"(600mm)	24"(610mm)	J2HY-6324-SS	■ ■	\$5360.21	\$5695.34
<b>5H, 63.5"(1613mm) – Box/Box/File/File, Valet Left</b>					
23.625"(600mm)	24"(610mm)	J2HZ-6324-SS	■ ■	\$5360.21	\$5695.34
<b>5H, 64.5"(1638mm) – File/File, Valet Right</b>					
23.625"(600mm)	24"(610mm)	J2HW-6424-SS	■ ■	\$4670.15	\$ 5010.54
<b>5H, 64.5"(1638mm) – File/File, Valet Left</b>					
23.625"(600mm)	24"(610mm)	J2HX-6424-SS	■ ■	\$4670.15	\$ 5010.54
<b>5H, 64.5"(1638mm) – Box/Box/File/File, Valet Right</b>					
23.625"(600mm)	24"(610mm)	J2HY-6424-SS	■ ■	\$5491.78	\$5832.18
<b>5H, 64.5"(1638mm) – Box/Box/File/File, Valet Left</b>					
23.625"(600mm)	24"(610mm)	J2HZ-6424-SS	■ ■	\$5491.78	\$5832.18

# Filing & Storage with Individually Locking Drawers

## 5H Personal Storage Tower with Bookcase



J2BW-5624-SS  
Class FM2



### Features

- Includes:
  - Pedestal section with Individually locking drawers
  - Non-locking valet with coat rod
  - Side-facing bookcase with one or more shelves that are adjustable
- Bookcase in 56.5"(1435mm)H tower includes two shelves that are adjustable in 3"(76mm) increments.
- Bookcase in 63.5"(1613mm) and 64.5"(1638mm)H tower with File/File drawers includes two shelves that are adjustable in 6.25"(159mm) increments.
- Optional drawer/door pulls include Ellipse, Radius, Taper, Crescent, Linear, Classic, and J-Pull. J-Pull available with touch latch doors only.
  - Crescent (7) and Classic (9) pulls are brushed nickel.
  - Ellipse (1) and Radius (2) pulls available in limited colors (see specification).
  - Taper (3) and J-Pull (J, K) match case color.
  - Linear pulls available:
    - Painted (P); finish specification required.
    - Satin nickel (8); no specification required.
- Standard door or touch latch door choice is determined by pull style code.
- Drawers have full extension steel ball-bearing slides.
- Drawer Interiors and accessories are black finish color; bookcase shelf, and valet interior match case color.
- Drawer section contains two locks; left-hand lock secures top file drawer, right-hand lock secures bottom file drawer.
- Valet door does not lock.
- All locks in tower have the same key number.
- Lock plugs are available in black or chrome.
- For lock options, refer to Lock Program section of the Accessories Price List.
- Glides provide 1"(25mm) adjustment range.

### Specification Tips

- Optional white translucent top adds 2.75"(70mm) to overall height of unit.
- Additional storage unit shelves can be specified separately.

### To Order, Specify:

1) Product number, including:

#### 1 Pull Option:\*\*

- 9 Classic (add **\$53.71** list)
- 7 Crescent
- 1 Ellipse<sup>1</sup>
- J J-Pull (Steel Fronts)
- P Linear - Painted<sup>2</sup>
- 8 Linear - Satin Nickel
- 2 Radius<sup>3</sup> (add **\$43.78** list)
- 3 Taper

#### 2 Top Option:

- R Regular top
- T Translucent top (add **\$844.29** list)

- Trim color for drawer/door front, and case.
- Pull trim color (Ellipse, Radius and painted Linear only).
- Lock Plug color.

\* For touch latch doors change pull style code (add **\$47.66** list)

†Price per pull.

- <sup>1</sup>Beige (TR-R)
- Chalk (TR-AK)
- Charcoal (TR-K)
- Graphite (TR-J)
- Gray Tone (TR-G)
- Putty (TR-AA)
- Smoke (TR-E)

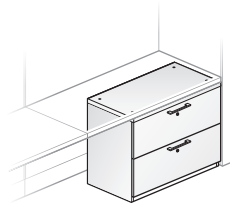
<sup>2</sup>All powdercoat finishes.

- <sup>3</sup>Dark Bronze Metallic (TR-DM)
- Metallic Gunmetal (TR-MG)
- Metallic Champagne (TR-MC)
- Metallic Silver (TR-LE)

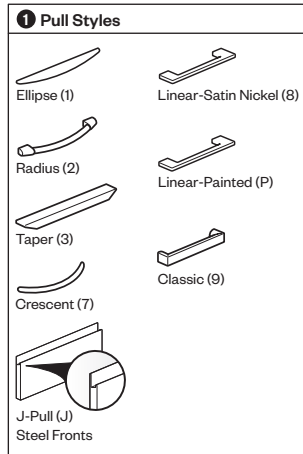
Actual Depth	Actual Width	Number	①②	Trim A	B
<b>5H, 56.5"(1435mm) - File/File, Valet Right</b>					
23.625"(600mm)	24"(610mm)	J2BW-5624-SS	■ ■	\$4075.30	\$4377.12
<b>5H, 56.5"(1435mm) - File/File, Valet Left</b>					
23.625"(600mm)	24"(610mm)	J2BX-5624-SS	■ ■	\$4075.30	\$4377.12
<b>5H, 63.5"(1613mm) - File/File, Valet Right</b>					
23.625"(600mm)	24"(610mm)	J2BW-6324-SS	■ ■	\$4126.19	\$4461.36
<b>5H, 63.5"(1613mm) - File/File, Valet Left</b>					
23.625"(600mm)	24"(610mm)	J2BX-6324-SS	■ ■	\$4126.19	\$4461.36
<b>5H, 64.5"(1638mm) - File/File, Valet Right</b>					
23.625"(600mm)	24"(610mm)	J2BW-6424-SS	■ ■	\$4220.95	\$4561.37
<b>5H, 64.5"(1638mm) - File/File, Valet Left</b>					
23.625"(600mm)	24"(610mm)	J2BX-6424-SS	■ ■	\$4220.95	\$4561.37

# Filing & Storage with Individually Locking Drawers

## 2H Lateral File – Proud Style – Attached



JLPW-0230-S-A  
Class FM



### Features

- Includes:
  - Individually locking 12”(305mm)H drawers
  - Security shelf between drawers
  - Attachment hardware
- Each drawer includes side-to-side hanging bars that accommodate letter, legal, and EDP suspended file folders.
- Optional drawer pulls include Ellipse, Radius, Taper, Crescent, Linear, Classic, and J-Pull.
  - Crescent (7) and Classic (9) pulls are brushed nickel.
  - Ellipse (1) and Radius (2) pulls available in limited colors (see specification).
  - Taper (3) and J-Pull (J, K) match case color.
- Linear pulls available:
  - Painted (P); finish specification required.
  - Satin nickel (8); no specification required.
- Drawers have full extension steel ball-bearing slides.
- Drawer interiors and accessories are black finish color.
- Each drawer has a separate lock, centered on drawer front 3”(76mm) below top edge.
- Lock plugs are available in black or chrome.
- For lock options, refer to Lock Program section of the Accessories Price List.
- Glides provide 1.5”(38mm) adjustment range.

### Specification Tips

- Must be attached under a worksurface 20”(508mm)D or deeper.
- When using lateral file to support one end of a worksurface in a panel system application, secure the worksurface to the panel using a corner bracket or cantilever; specified separately.
- When attaching a panel-hung worksurface up to 2”(51mm) higher than standard mounting height, use a worksurface height adjustment kit; specified separately.
- Additional accessories are available and can be specified separately.

### To Order, Specify:

1) Product number, including:

#### 1 Pull Option:\*

- 9 Classic (add **\$53.71** list)
- 7 Crescent
- 1 Ellipse<sup>1</sup>
- J J-Pull (Steel Fronts)
- P Linear - Painted<sup>2</sup>
- 8 Linear - Satin Nickel
- 2 Radius<sup>3</sup> (add **\$43.78** list)
- 3 Taper

2) Trim color for drawer front, and case.

3) Pull trim color (Ellipse, Radius and painted Linear only).

4) Lock Plug color.

\*Price per pull.

- <sup>1</sup>Beige (TR-R)
- Chalk (TR-AK)
- Charcoal (TR-K)
- Graphite (TR-J)
- Gray Tone (TR-G)
- Putty (TR-AA)
- Smoke (TR-E)


<sup>2</sup>All powdercoat finishes.

- <sup>3</sup>Dark Bronze Metallic (TR-DM)
- Metallic Gunmetal (TR-MG)
- Metallic Champagne (TR-MC)
- Metallic Silver (TR-LE)


Actual Depth	Actual Width	Number 1	Trim A	B
<b>27.5”(699mm)H</b>				
18.75”(476mm)	29.885”(759mm)	JLPW-0230-S A	\$1848.34	\$ 1994.65
18.75”(476mm)	35.885”(911mm)	JLPW-0236-S A	\$2298.45	\$2464.02
18.75”(476mm)	41.885”(1064mm)	JLPW-0242-S A	\$2748.56	\$2933.39

# Filing & Storage with Individually Locking Drawers


## Lateral File – Proud Style – Freestanding



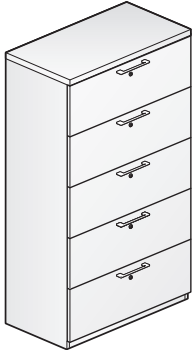
JLPW-0230-S



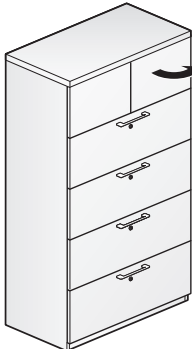
JLPW-0330-S



JLPW-0430-S



JLPW-0530-S



JLPX-0530-S  
Class FM

### Features

- Includes:
  - Individually locking 12”(305mm)H drawers
  - Security shelf between drawers
  - Factory-installed counterweight
  - Attachment hardware
- Each drawer includes side-to-side hanging bars that accommodate letter, legal, and EDP suspended file folders.
- Optional drawer pulls include Ellipse, Radius, Taper, Crescent, Linear, Classic, and J-Pull.
  - Crescent (7) and Classic (9) pulls are brushed nickel.
  - Ellipse (1) and Radius (2) pulls available in limited colors (see specification).
  - Taper (3) and J-Pull (J, K) match case color.
  - Linear pulls available:
    - Painted (P); finish specification required.
    - Satin nickel (8); no specification required.
- Drawers have full extension steel ball-bearing slides.
- Drawer interiors and accessories are black finish color.
- Each drawer has a separate lock, centered on drawer front 3”(76mm) below top edge.
- Lock plugs are available in black or chrome.
- For lock options, refer to Lock Program section of the Accessories Price List.
- Glides provide 1.5”(38mm) adjustment range.

### Specification Tips

- A separately specified counterweight is recommended for 3H, 4H and 5H files when lateral file is not ganged to another file or anchored to a fixed object.
- To see into the top drawer of a 5H unit, a person must be at least 5'9" or use a step stool. As an alternative, consider a 5H unit with hinged doors in the top position.
- Storage section accommodates standard-height binders.
- Additional accessories are available and can be specified separately.

### To Order, Specify:

1) Product number, including:

**1 Pull Option:**\*

- 9** Classic (add **\$53.71** list)
- 7** Crescent
- 1** Ellipse<sup>1</sup>
- J** J-Pull (Steel Fronts)
- P** Linear - Painted<sup>2</sup>
- 8** Linear - Satin Nickel
- 2** Radius<sup>3</sup> (add **\$43.78** list)
- 3** Taper

- Trim color for drawer front, and case.
- Pull trim color (Ellipse, Radius and painted Linear only).
- Lock Plug color.

\*Price per pull.

- <sup>1</sup>Beige (TR-R)
- Chalk (TR-AK)
- Charcoal (TR-K)
- Graphite (TR-J)
- Gray Tone (TR-G)
- Putty (TR-AA)
- Smoke (TR-E)

<sup>2</sup>All powdercoat finishes.

- <sup>3</sup>Dark Bronze Metallic (TR-DM)
- Metallic Gunmetal (TR-MG)
- Metallic Champagne (TR-MC)
- Metallic Silver (TR-LE)

### 1 Pull Styles



# Filing & Storage with Individually Locking Drawers

## Lateral File – Proud Style – Freestanding

Actual Depth	Actual Width	Number ⓘ	Trim A	B
<b>27.5"(699mm)H - Two 12"(305mm) Drawers</b>				
18.75"(476mm)	29.885"(759mm)	JLPW-0230-S	\$2062.07	\$ 2208.38
18.75"(476mm)	35.885"(911mm)	JLPW-0236-S	\$2554.55	\$ 2720.12
18.75"(476mm)	41.885"(1064mm)	JLPW-0242-S	\$3047.03	\$ 3231.86
<b>39.5"(1003mm)H - Three 12"(305mm) Drawers</b>				
18.75"(476mm)	29.885"(759mm)	JLPW-0330-S	\$2727.19	\$ 2927.45
18.75"(476mm)	35.885"(911mm)	JLPW-0336-S	\$3240.85	\$3468.04
18.75"(476mm)	41.885"(1064mm)	JLPW-0342-S	\$3754.51	\$4008.63
<b>51.5"(1308mm)H - Four 12"(305mm) Drawers</b>				
18.75"(476mm)	29.885"(759mm)	JLPW-0430-S	\$3606.04	\$ 3860.16
18.75"(476mm)	35.885"(911mm)	JLPW-0436-S	\$4248.74	\$ 4535.60
18.75"(476mm)	41.885"(1064mm)	JLPW-0442-S	\$4891.44	\$ 5211.04
<b>63.5"(1613mm)H - Five 12"(305mm) Drawers</b>				
18.75"(476mm)	29.885"(759mm)	JLPW-0530-S	\$4484.89	\$ 4792.95
18.75"(476mm)	35.885"(911mm)	JLPW-0536-S	\$5208.45	\$ 5556.93
18.75"(476mm)	41.885"(1064mm)	JLPW-0542-S	\$5932.01	\$ 6320.91
<b>63.5"(1613mm)H - Hinged Door on Top/Four 12"(305mm) Drawers</b>				
18.75"(476mm)	29.885"(759mm)	JLPX-0530-S	\$4114.60	\$ 4422.66
18.75"(476mm)	35.885"(911mm)	JLPX-0536-S	\$4888.18	\$ 5236.66
18.75"(476mm)	41.885"(1064mm)	JLPX-0542-S	\$5661.76	\$6050.66

# Combination Units

## Catalog Logic

J C P E - 02 30 - S S 1 A

**Product Line:** \_\_\_\_\_  
 (J) X Series

**Product Type:** \_\_\_\_\_  
 (C) Combination Unit  
 (V) Combination Unit with Valet

**Front Type:** \_\_\_\_\_  
 (P) Proud Front

**Configuration:** \_\_\_\_\_

(B) Box/Box/File, Hinged Door Right	(M) Hinged Door/File/File/File, Valet Right
(E) Box/Box/File, Hinged Door Left	(A) Hinged Door/File/File/File, Valet Left
(G) File/File, Hinged Door Right	(N) Hinged Door/Box/Box/File/File, Valet Right
(J) File/File, Hinged Door Left	(H) Hinged Door/Box/Box/File/File, Valet Left
(R) Box/Box (Left)/File (Right)/Lateral File	(W) Hinged Door/3 Lateral Files, Valet Right
(T) File (Left)/Box/Box (Right)/Lateral File	(D) Hinged Door/3 Lateral Files, Valet Left
(V) Hinged Doors/1 Lateral File	(P) Hinged Door/2 Lateral Files, Valet Right
(Y) Hinged Doors/2 Lateral Files	(F) Hinged Door/2 Lateral Files, Valet Left
(X) Hinged Doors/3 Lateral Files	
(Z) Open Shelf/Lateral File	

**Height:** \_\_\_\_\_  
 02 - 2H  
 03 - 3H  
 04 - 4H  
 05 - 5H

**Width:** \_\_\_\_\_  
 30 - 30"(762mm)  
 36 - 36"(914mm)  
 42 - 42"(1067mm)

**Drawer Front:** \_\_\_\_\_  
 (S) Painted Steel  
 (L) High-Pressure Laminate (HPL)  
 (W) Wood

**Door Front:** \_\_\_\_\_  
 (S) Painted Steel  
 (L) High-Pressure Laminate (HPL)  
 (W) Wood

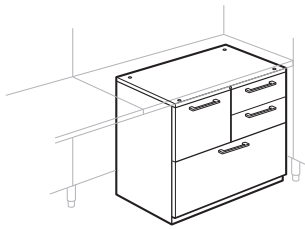
**Pull w/ Standard Door:** \_\_\_\_\_  
 (1) Ellipse  
 (2) Radius  
 (3) Taper  
 (7) Crescent  
 (P) Linear - Painted  
 (8) Linear - Satin Nickel  
 (9) Classic

**Pull w/ Touch Latch Door:** \_\_\_\_\_  
 (A) Ellipse  
 (B) Radius  
 (C) Taper  
 (D) Crescent  
 (H) Linear - Painted  
 (E) Linear - Satin Nickel  
 (F) Classic  
 (J) J-Pull (Steel Fronts Only)  
 (K) J-Pull (High-Pressure Laminate (HPL) and Wood fronts only)

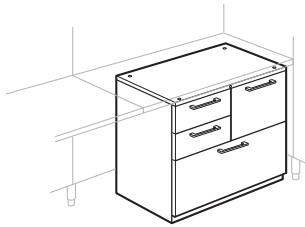
**Support:** \_\_\_\_\_  
 (A) Attached - 2H Units Only

# Combination Units — Attached

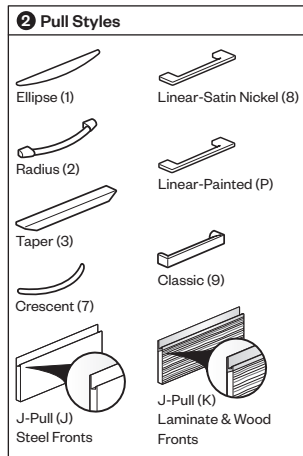
## 2H



JOPT-S1A



JQPR-S1A  
Class FM



### Features

- Includes:
  - Two 6"(152mm)H pedestal box drawers
  - 12"(305mm)H pedestal file drawer
  - 12"(305mm)H lateral file drawer
  - Attachment hardware
- Combination unit with box drawers includes a single pencil tray.
- Lateral file drawer includes side-to-side hanging bars that accommodate letter, legal, EDP, international A4, and foolscap suspended file folders.
- Drawer front options include painted, high-pressure laminate (HPL), or wood.
- Lockbar is standard in painted steel and will match case.
- Optional drawer pulls include Ellipse, Radius, Taper, Crescent, Linear, Classic and J-Pull.
  - Crescent (7) and Classic (9) pulls are brushed nickel.
  - Ellipse (1) and Radius (2) pulls available in limited colors (see specification).
  - Taper (3) and J-Pull (J, K) match case color.
  - Linear pulls available:
    - Painted (P); finish specification required.
    - Satin nickel (8); no specification required.
- Drawers have full extension steel ball-bearing slides.
- Drawer interiors and accessories are black finish color.
- Single lock secures all drawers.
- Lock plug is available in black or chrome.
- For lock options, refer to Lock Program section of the Accessories Price List.
- Glides provide 1.5"(38mm) adjustment range.

### Specification Tips

- Must be attached under a worksurface 20"(508mm)D or deeper.
- When using combination unit to support one end of a worksurface in a panel system application, secure the worksurface to the panel using a corner bracket or cantilever; specified separately.
- When attaching a panel-hung worksurface up to 2"(51mm) higher than standard mounting height, use a worksurface height adjustment kit, specified separately.
- Pedestal file drawer has a half-height back. To accommodate side-to-side legal filing, or to convert to a full-height back, a legal-size filing kit must be specified separately.
- Additional accessories are available and can be specified separately.

### To Order, Specify:

1) Product number, including:

#### 1 Front Option:

- S** Painted Steel
- L** Laminate (HPL)
- W** Wood

#### 2 Pull Option\*:

- 9** Classic (add **\$53.71** list)
- 7** Crescent
- 1** Ellipse<sup>1</sup>
- J** J-Pull (Steel Fronts)
- K** J-Pull (HPL and Wood Fronts) (add **\$175.23** list)
- P** Linear - Painted<sup>2</sup>
- 8** Linear - Satin Nickel
- 2** Radius<sup>3</sup> (add **\$43.78** list)
- 3** Taper

2) Trim color for case and steel drawer fronts.

3) Pull trim color (Ellipse, Radius and painted Linear only).

4) Drawer front HPL or wood finish (if applicable).

5) HPL edge color (if applicable).

6) Lock Plug color.

\*Price per pull.

- <sup>1</sup>Beige (TR-R)
- Chalk (TR-AK)
- Charcoal (TR-K)
- Graphite (TR-J)
- Gray Tone (TR-G)
- Putty (TR-AA)
- Smoke (TR-E)

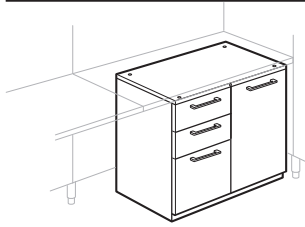
<sup>2</sup>All powdercoat finishes.

- <sup>3</sup>Dark Bronze Metallic (TR-DM)
- Metallic Gunmetal (TR-MG)
- Metallic Champagne (TR-MC)
- Metallic Silver (TR-LE)

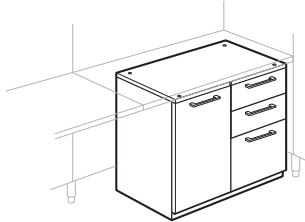
Actual Depth	Actual Width	Number	1 2	Fronts Painted Trim		Fronts HPL A Trim		Fronts HPL B Trim		Fronts Wood A Trim		Fronts Wood B Trim	
				A	B	A	B	A	B	A	B		
<b>27.5"(699mm)H - File/Box/Box/Lateral</b>													
18.75" (476mm)	29.885" (759mm)	JOPT-0230-	■ ■ A	\$2606.20	\$2753.26	\$3101.52	\$3209.33	\$3133.86	\$3241.67	\$3414.93	\$3522.74	\$3522.89	\$3630.70
<b>27.5"(699mm)H - Box/Box/File/Lateral</b>													
18.75" (476mm)	29.885" (759mm)	JQPR-0230-	■ ■ A	\$2606.20	\$2753.26	\$3101.52	\$3209.33	\$3133.86	\$3241.67	\$3414.93	\$3522.74	\$3522.89	\$3630.70

# Combination Units – Attached

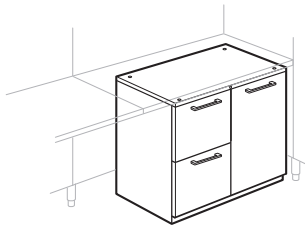
## 2H with Hinged Door



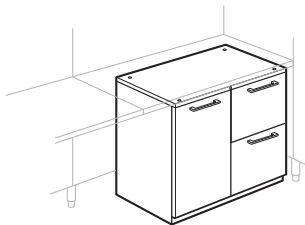
JOPB-SSIA (Right)



JOPE-SSIA (Left)



JCPG-SSIA (Right)



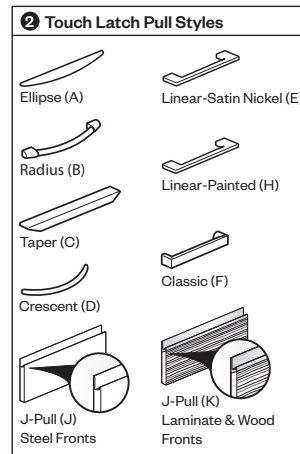
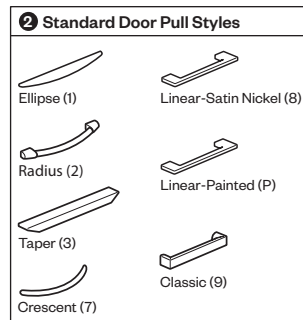
JCRJ-SSIA (Left)  
Class FM

### Features

- Includes:
  - Two 6”(152mm)H pedestal box drawers
  - 12”(305mm)H pedestal file drawer
  - 24”(610mm)H storage unit with one shelf that adjusts in 6”(152mm) increments
  - Attachment hardware
- Combination unit with box drawers includes a single pencil tray.
- Drawer/door front options include painted, high-pressure laminate (HPL), or wood.
- Lockbar is standard in painted steel and will match case.
- Optional drawer/door pulls include Ellipse, Radius, Taper, Crescent, Linear, Classic and J-Pull. J-Pull available with touch latch doors only.
  - Crescent (7) and Classic (9) pulls are brushed nickel.
  - Ellipse (1) and Radius (2) pulls available in limited colors (see specification).
  - Taper (3) and J-Pull (J, K) match case color.
  - Linear pulls available:
    - Painted (P); finish specification required.
    - Satin nickel (8); no specification required.
- Standard door or touch latch door choice is determined by pull style code.
- Drawers have full extension steel ball-bearing slides.
- Drawer interiors and accessories are black finish color. Storage unit and shelf match case color.
- Single lock secures all drawers and door.
- Lock plug is available in black or chrome.
- For lock options, refer to Lock Program section of the Accessories Price List.
- Glides provide 1.5”(38mm) adjustment range.

### Specification Tips

- Must be attached under a worksurface 20”(508mm)D or deeper.
- When using combination unit to support one end of a worksurface in a panel system application, secure the worksurface to the panel using a corner bracket or cantilever; specified separately.
- When attaching a panel-hung worksurface up to 2”(51mm) higher than standard mounting height, use a worksurface height adjustment kit, specified separately.
- Pedestal file drawer has a half-height back. To accommodate side-to-side legal filing, or to convert to a full-height back, a legal-size filing kit must be specified separately.
- Additional accessories are available and can be specified separately.



### To Order, Specify:

1) Product number, including:

#### 1 Front Option:

- SS** Painted Steel
- LL** Laminate (HPL)
- WW** Wood

#### 2 Pull Option:\*\*

- 9** Classic (add **\$53.71** list)
- 7** Crescent
- 1** Ellipse<sup>1</sup>
- J** J-Pull (Steel Fronts)
- K** J-Pull (HPL and Wood Fronts) (add **\$175.23** list)
- P** Linear - Painted<sup>2</sup>
- 8** Linear - Satin Nickel
- 2** Radius<sup>3</sup> (add **\$43.78** list)
- 3** Taper

- 2) Trim color for case and steel fronts.
- 3) Pull trim color (Ellipse, Radius and painted Linear only).
- 4) Front HPL or wood finish (if applicable).
- 5) HPL edge color (if applicable).
- 6) Lock Plug color.

\* For touch latch doors change pull style code (add **\$47.66** list)

\*\*Price per pull.

- <sup>1</sup>Beige (TR-R)
- Chalk (TR-AK)
- Charcoal (TR-K)
- Graphite (TR-J)
- Gray Tone (TR-G)
- Putty (TR-AA)
- Smoke (TR-E)

<sup>2</sup>All powdercoat finishes.

- <sup>3</sup>Dark Bronze Metallic (TR-DM)
- Metallic Gunmetal (TR-MG)
- Metallic Champagne (TR-MC)
- Metallic Silver (TR-LE)

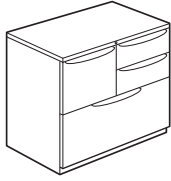
# Combination Units – Attached

## 2H with Hinged Door

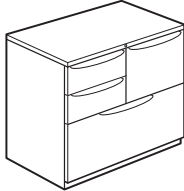
Actual Depth	Actual Width	Number	①②	Fronts Painted Trim		Fronts HPL A Trim		Fronts HPL B Trim		Fronts Wood A Trim		Fronts Wood B Trim	
				A	B	A	B	A	B	A	B	A	B
<b>27.5"(699mm)H - Box/Box/File, Door Right</b>													
18.75" (476mm)	29.885" (759mm)	JCPB-0230-	■ ■ A	\$3042.69	\$3189.00	\$3538.01	\$3645.82	\$3570.35	\$3678.16	\$3851.42	\$3959.23	\$3963.28	\$4071.09
<b>27.5"(699mm)H - Box/Box/File, Door Left</b>													
18.75" (476mm)	29.885" (759mm)	JCPE-0230-	■ ■ A	\$3042.69	\$3189.00	\$3538.01	\$3645.82	\$3570.35	\$3678.16	\$3851.42	\$3959.23	\$3963.28	\$4071.09
<b>27.5"(699mm)H - File/File, Door Right</b>													
18.75" (476mm)	29.885" (759mm)	JCPG-0230-	■ ■ A	\$2966.12	\$3112.43	\$3443.77	\$3551.58	\$3474.70	\$3582.51	\$3739.52	\$3847.33	\$3849.44	\$3957.25
<b>27.5"(699mm)H - File/File, Door Left</b>													
18.75" (476mm)	29.885" (759mm)	JCPJ-0230-	■ ■ A	\$2966.12	\$3112.43	\$3443.77	\$3551.58	\$3474.70	\$3582.51	\$3739.52	\$3847.33	\$3849.44	\$3957.25

# Combination Units — Freestanding

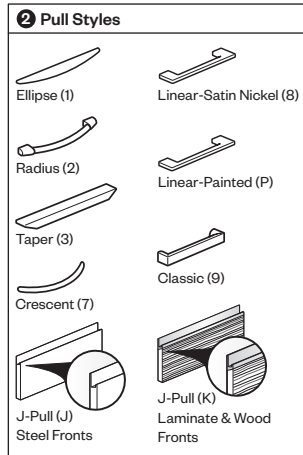
## 2H



JOPT-S1



JOPR-S1  
Class FM



### Features

- Includes:
  - Two 6"(152mm)H pedestal box drawers
  - 12"(305mm)H pedestal file drawer
  - 12"(305mm)H lateral file drawer
  - Factory-installed counterweight
- Combination unit with box drawers includes a single pencil tray.
- Lateral file drawer includes side-to-side hanging bars that accommodate letter, legal, EDP, international A4, and foolscap suspended file folders.
- Drawer front options include painted, high-pressure laminate (HPL), or wood.
- Lockbar is standard in painted steel and will match case.
- Optional drawer pulls include Ellipse, Radius, Taper, Crescent, Linear, Classic and J-Pull.
  - Crescent (7) and Classic (9) pulls are brushed nickel.
  - Ellipse (1) and Radius (2) pulls available in limited colors (see specification).
  - Taper (3) and J-Pull (J, K) match case color.
  - Linear pulls available:
    - Painted (P); finish specification required.
    - Satin nickel (8); no specification required.
- Drawers have full extension steel ball-bearing slides.
- Drawer interiors and accessories are black finish color.
- Single lock secures all drawers.
- Lock plug is available in black or chrome.
- For lock options, refer to Lock Program section of the Accessories Price List.
- Glides provide 1.5"(38mm) adjustment range.

### Specification Tips

- Pedestal file drawer has a half-height back. To accommodate side-to-side legal filing, or to convert to a full-height back, a legal-size filing kit must be specified separately.
- Additional accessories are available and can be specified separately.

### To Order, Specify:

1) Product number, including:

#### 1 Front Option:

- S** Painted Steel
- L** Laminate (HPL)
- W** Wood

#### 2 Pull Option\*:

- 9** Classic (add **\$53.71** list)
- 7** Crescent
- 1** Ellipse<sup>1</sup>
- J** J-Pull (Steel Fronts)
- K** J-Pull (HPL and Wood Fronts) (add **\$175.23** list)
- P** Linear - Painted<sup>2</sup>
- 8** Linear - Satin Nickel
- 2** Radius<sup>3</sup> (add **\$43.78** list)
- 3** Taper

- Trim color for case and steel drawer fronts.
- Pull trim color (Ellipse, Radius and painted Linear only).
- Drawer front HPL or wood finish (if applicable).
- HPL edge color (if applicable).
- Lock Plug color.

\*Price per pull.

- <sup>1</sup>Beige (TR-R)
- Chalk (TR-AK)
- Charcoal (TR-K)
- Graphite (TR-J)
- Gray Tone (TR-G)
- Putty (TR-AA)
- Smoke (TR-E)

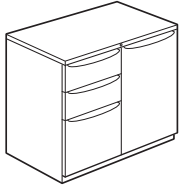
<sup>2</sup>All powdercoat finishes.

- <sup>3</sup>Dark Bronze Metallic (TR-DM)
- Metallic Gunmetal (TR-MG)
- Metallic Champagne (TR-MC)
- Metallic Silver (TR-LE)

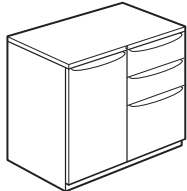
Actual Depth	Actual Width	Number 1 2	Fronts Painted Trim		Fronts HPL A Trim		Fronts HPL B Trim		Fronts Wood A Trim		Fronts Wood B Trim	
			A	B	A	B	A	B	A	B	A	B
<b>27.5"(699mm)H - File/Box/Box/Lateral</b>												
18.75" (476mm)	29.885" (759mm)	JOPT-0230-■ ■	\$2819.93	\$2966.99	\$3315.25	\$3423.06	\$3347.59	\$3455.40	\$3628.66	\$3736.47	\$3736.62	\$3844.43
<b>27.5"(699mm)H - Box/Box/File/Lateral</b>												
18.75" (476mm)	29.885" (759mm)	JOPR-0230-■ ■	\$2819.93	\$2966.99	\$3315.25	\$3423.06	\$3347.59	\$3455.40	\$3628.66	\$3736.47	\$3736.62	\$3844.43

# Combination Units — Freestanding

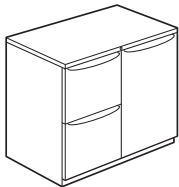
## 2H with Hinged Door



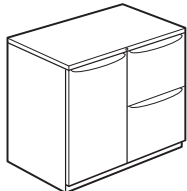
JCPB-SS1  
(Right)



JQPE-SS1  
(Left)



JCPG-SS1  
(Right)



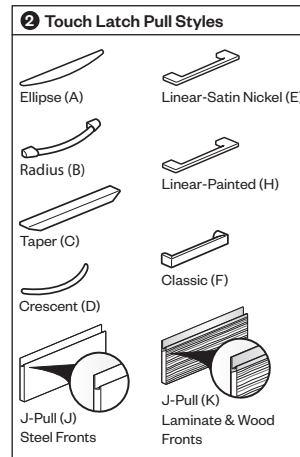
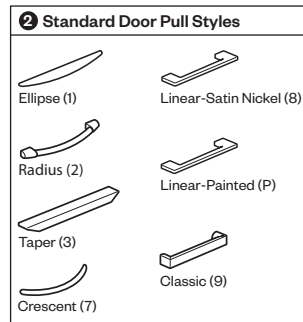
JCRJ-SS1  
(Left)  
Class FM

### Features

- Includes:
  - Two 6"(152mm)H pedestal box drawers
  - 12"(305mm)H pedestal file drawer
  - 24"(610mm)H storage unit with one shelf that adjusts in 6"(152mm) increments
  - Factory-installed counterweight
- Combination unit with box drawers includes a single pencil tray.
- Drawer/door front options include painted, high-pressure laminate (HPL), or wood.
- Lockbar is standard in painted steel and will match case.
- Optional drawer/door pulls include Ellipse, Radius, Taper, Crescent, Linear, Classic and J-Pull. J-Pull available with touch latch doors only.
  - Crescent (7) and Classic (9) pulls are brushed nickel.
  - Ellipse (1) and Radius (2) pulls available in limited colors (see specification).
  - Taper (3) and J-Pull (J, K) match case color.
  - Linear pulls available:
    - Painted (P); finish specification required.
    - Satin nickel (8); no specification required.
- Standard or touch latch door choice is determined by pull style code.
- Drawers have full extension steel ball-bearing slides.
- Drawer interiors and accessories are black finish color. Storage unit and shelf match case color.
- Single lock secures all drawers and door.
- Lock plug is available in black or chrome.
- For lock options, refer to Lock Program section of the Accessories Price List.
- Glides provide 1.5"(38mm) adjustment range.

### Specification Tips

- Pedestal file drawer has a half-height back. To accommodate side-to-side legal filing, or to convert to a full-height back, a legal-size filing kit must be specified separately.
- Additional accessories are available and can be specified separately.



### To Order, Specify:

1) Product number, including:

#### 1 Front Option:

- SS** Painted Steel
- LL** Laminate (HPL)
- WW** Wood

#### 2 Pull Option:\*\*

- 9** Classic (add **\$53.71** list)
- 7** Crescent
- 1** Ellipse<sup>1</sup>
- J** J-Pull (Steel Fronts)
- K** J-Pull (HPL and Wood Fronts) (add **\$175.23** list)
- P** Linear - Painted<sup>2</sup>
- 8** Linear - Satin Nickel
- 2** Radius<sup>3</sup> (add **\$43.78** list)
- 3** Taper

- 2) Trim color for case and steel fronts.
- 3) Pull trim color (Ellipse, Radius and painted Linear only).
- 4) Front HPL or wood finish (if applicable).
- 5) HPL edge color (if applicable).
- 6) Lock Plug color.

\* For touch latch doors change pull style code (add **\$47.66** list)

\*\*Price per pull.

- <sup>1</sup>Beige (TR-R)
- Chalk (TR-AK)
- Charcoal (TR-K)
- Graphite (TR-J)
- Gray Tone (TR-G)
- Putty (TR-AA)
- Smoke (TR-E)

<sup>2</sup>All powdercoat finishes.

- <sup>3</sup>Dark Bronze Metallic (TR-DM)
- Metallic Gunmetal (TR-MG)
- Metallic Champagne (TR-MC)
- Metallic Silver (TR-LE)

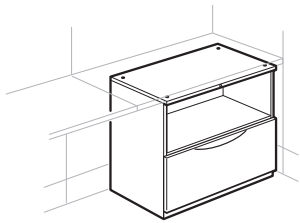
# Combination Units — Freestanding

## 2H with Hinged Door

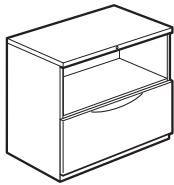
Actual Depth	Actual Width	Number ①②	Fronts Painted Trim		Fronts HPL A Trim		Fronts HPL B Trim		Fronts Wood A Trim		Fronts Wood B Trim	
			A	B	A	B	A	B	A	B	A	B
<b>27.5"(699mm)H - Box/Box/File, Door Right</b>												
18.75" (476mm)	29.885" (759mm)	JCPB-0230-■ ■	\$3256.42	\$3402.73	\$3751.74	\$3859.55	\$3784.08	\$3891.89	\$4065.15	\$4172.96	\$4177.01	\$4284.82
<b>27.5"(699mm)H - Box/Box/File, Door Left</b>												
18.75" (476mm)	29.885" (759mm)	JCPE-0230-■ ■	\$3256.42	\$3402.73	\$3751.74	\$3859.55	\$3784.08	\$3891.89	\$4065.15	\$4172.96	\$4177.01	\$4284.82
<b>27.5"(699mm)H - File/File, Door Right</b>												
18.75" (476mm)	29.885" (759mm)	JCPG-0230-■ ■	\$3179.85	\$3326.16	\$3657.50	\$3765.31	\$3688.43	\$3796.24	\$3953.25	\$4061.06	\$4063.17	\$4170.98
<b>27.5"(699mm)H - File/File, Door Left</b>												
18.75" (476mm)	29.885" (759mm)	JCPJ-0230-■ ■	\$3179.85	\$3326.16	\$3657.50	\$3765.31	\$3688.43	\$3796.24	\$3953.25	\$4061.06	\$4063.17	\$4170.98

# Combination Units — Attached/Freestanding

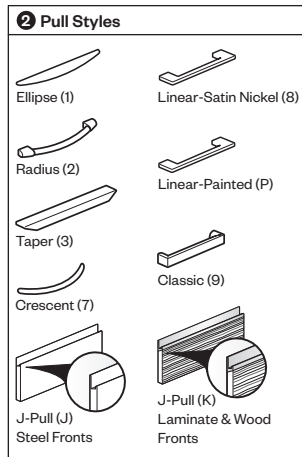
## 2H with Open Shelf



JCPZ-S1A



JCPZ-S1  
Class FM



### Features

- Includes:
  - 12"(305mm)H open shelf
  - 12"(305mm)H lateral file drawer
  - Factory-installed counterweight (freestanding version only)
- Lateral file drawer includes side-to-side hanging bars that accommodate letter, legal, EDP, international A4, and foolscap suspended file folders.
- Drawer front options include painted, high-pressure laminate (HPL), or wood.
- Lockbar is standard in painted steel and will match case.
- Optional drawer pulls include Ellipse, Radius, Taper, Crescent, Linear, Classic and J-Pull.
  - Crescent (7) and Classic (9) pulls are brushed nickel.
  - Ellipse (1) and Radius (2) pulls available in limited colors (see specification).
  - Taper (3) and J-Pull (J, K) match case color.
  - Linear pulls available:
    - Painted (P); finish specification required.
    - Satin nickel (8); no specification required.
- Drawer has full extension steel ball-bearing slides.
- Drawer interior and accessories are black finish color. Open shelf interior matches case color.
- Lock centered on front edge of unit top secures drawer.
- Lock plug is available in black or chrome.
- For lock options, refer to Lock Program section of the Accessories Price List.
- Glides provide 1.5"(38mm) adjustment range.

### Specification Tips

- Attached combination unit must be attached under a worksurface 20"(508mm)D or deeper.
- When using attached combination unit to support one end of a worksurface in a panel system application, secure the worksurface to the panel using a corner bracket or cantilever; specified separately.
- When attaching a panel-hung worksurface up to 2"(51mm) higher than standard mounting height, use a worksurface height adjustment kit, specified separately.
- Additional accessories are available and can be specified separately.

### To Order, Specify:

1) Product number, including:

#### 1 Front Option:

- S** Painted Steel
- L** Laminate (HPL)
- W** Wood

#### 2 Pull Option\*:

- 9** Classic (add **\$53.71** list)
- 7** Crescent
- 1** Ellipse<sup>1</sup>
- J** J-Pull (Steel Fronts)
- K** J-Pull (HPL and Wood Fronts) (add **\$175.23** list)
- P** Linear - Painted<sup>2</sup>
- 8** Linear - Satin Nickel
- 2** Radius<sup>3</sup> (add **\$43.78** list)
- 3** Taper

- Trim color for case and steel drawer fronts.
- Pull trim color (Ellipse, Radius and painted Linear only).
- Drawer front HPL or wood finish (if applicable).
- HPL edge color (if applicable).
- Lock Plug color.

\*Price per pull.

- <sup>1</sup>Beige (TR-R)
- Chalk (TR-AK)
- Charcoal (TR-K)
- Graphite (TR-J)
- Gray Tone (TR-G)
- Putty (TR-AA)
- Smoke (TR-E)

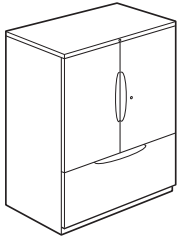
<sup>2</sup>All powdercoat finishes.

- <sup>3</sup>Dark Bronze Metallic (TR-DM)
- Metallic Gunmetal (TR-MG)
- Metallic Champagne (TR-MC)
- Metallic Silver (TR-LE)

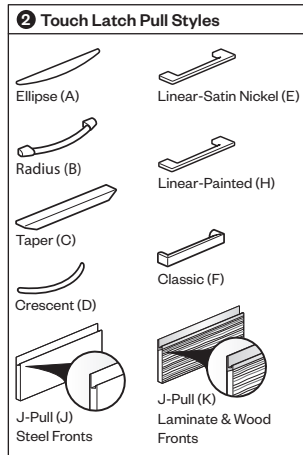
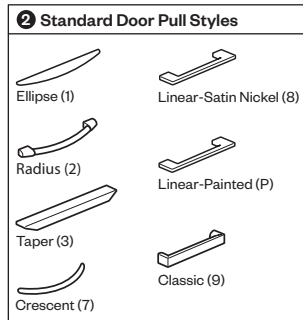
Actual Depth	Actual Width	Number 1 2	Fronts Painted Trim		Fronts HPL A Trim		Fronts HPL B Trim		Fronts Wood A Trim		Fronts Wood B Trim		
			A	B	A	B	A	B	A	B	A	B	
<b>27.5"(699mm)H - Attached</b>													
18.75" (476mm)	29.885" (759mm)	JCPZ-0230-	A	\$1459.52	\$1605.83	\$1727.63	\$1835.44	\$1741.75	\$1849.56	\$1813.81	\$1921.62	\$1871.56	\$1979.37
<b>27.5"(699mm)H - Freestanding</b>													
18.75" (476mm)	29.885" (759mm)	JCPZ-0230-		\$1673.25	\$1819.56	\$1941.36	\$2049.17	\$1955.48	\$2063.29	\$2027.54	\$2135.35	\$2085.29	\$2193.10

# Combination Units — Freestanding

## 3H with One Lateral File Drawer



JCPV-SSI  
Class FM



### Features

- Includes:
  - 24"(610mm)H storage unit with one shelf that adjusts in 6"(152mm) increments
  - 12"(305mm)H lateral file drawer
  - Factory-installed counterweight
- Lateral file drawer includes side-to-side hanging bars that accommodate letter, legal, EDP, international A4, and foolscap suspended file folders.
- Drawer/door front options include painted, high-pressure laminate (HPL), or wood.
- Lockbar is standard in painted steel and will match case.
- Optional drawer/door pulls include Ellipse, Radius, Taper, Crescent, Linear, Classic and J-Pull. J-Pull available with touch latch doors only.
  - Crescent (7) and Classic (9) pulls are brushed nickel.
  - Ellipse (1) and Radius (2) pulls available in limited colors (see specification).
  - Taper (3) and J-Pull (J, K) match case color.
  - Linear pulls available:
    - Painted (P); finish specification required.
    - Satin nickel (8); no specification required.
- Standard door or touch latch door choice is determined by pull style code.
- Touch latch doors have touch latch mechanism on the right door, controlling access to both sides.
- Drawer has full extension steel ball-bearing slides.
- Drawer interior and accessories are black finish color. Storage unit interior and shelf match case color.
- Lock centered on front edge of unit top secures drawer. Storage unit locks separately.
- All locks have the same key number.
- Lock plugs are available in black or chrome.
- For lock options, refer to Lock Program section of the Accessories Price List.
- Glides provide 1.5"(38mm) adjustment range.

### Specification Tips

- Storage unit accommodates one row of standard-height binders.
- Additional accessories are available and can be specified separately.

### To Order, Specify:

1) Product number, including:

#### 1 Front Option:

- SS** Painted Steel
- LL** Laminate (HPL)
- WW** Wood

#### 2 Pull Option:\*\*

- 9** Classic (add **\$53.71** list)
- 7** Crescent
- 1** Ellipse<sup>1</sup>
- J** J-Pull (Steel Fronts)
- K** J-Pull (HPL and Wood Fronts) (add **\$175.23** list)
- P** Linear - Painted<sup>2</sup>
- 8** Linear - Satin Nickel
- 2** Radius<sup>3</sup> (add **\$43.78** list)
- 3** Taper

2) Trim color for case and steel fronts.

3) Pull trim color (Ellipse, Radius and painted Linear only).

4) Front HPL or wood finish (if applicable).

5) HPL edge color (if applicable).

6) Lock Plug color.

\* For touch latch doors change pull style code (add **\$47.66** list)

\*\*Price per pull.

- <sup>1</sup>Beige (TR-R)
- Chalk (TR-AK)
- Charcoal (TR-K)
- Graphite (TR-J)
- Gray Tone (TR-G)
- Putty (TR-AA)
- Smoke (TR-E)

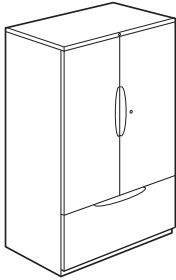
<sup>2</sup>All powdercoat finishes.

- <sup>3</sup>Dark Bronze Metallic (TR-DM)
- Metallic Gunmetal (TR-MG)
- Metallic Champagne (TR-MC)
- Metallic Silver (TR-LE)

Actual Depth	Actual Width	Number 1②	Fronts Painted Trim		Fronts HPL A Trim		Fronts HPL B Trim		Fronts Wood A Trim		Fronts Wood B Trim	
			A	B	A	B	A	B	A	B	A	B
<b>3H, 39.5"(1003mm) - 24"(610mm)H Storage, One Lateral</b>												
18.75" (476mm)	29.885" (759mm)	JCPV-0330-	\$2653.79	\$2854.05	\$3086.30	\$3232.64	\$3143.29	\$3289.63	\$3299.61	\$3445.95	\$3401.68	\$3548.02
18.75" (476mm)	35.885" (911mm)	JCPV-0336-	\$2865.77	\$3092.96	\$3319.90	\$3481.62	\$3395.56	\$3557.28	\$3592.08	\$3753.80	\$3694.15	\$3855.87
18.75" (476mm)	41.885" (1064mm)	JCPV-0342-	\$3077.75	\$3331.87	\$3553.50	\$3730.60	\$3647.83	\$3824.93	\$3884.55	\$4061.65	\$3986.62	\$4163.72

# Combination Units — Freestanding

## 4H with One Lateral File Drawer



JCPV-SS1  
Class FM

### Features

- Includes:
  - 36"(914mm)H storage unit with two shelves that adjust in 6"(152mm) increments
  - 12"(305mm)H lateral file drawer
  - Factory-installed counterweight
- Lateral file drawer includes side-to-side hanging bars that accommodate letter, legal, EDP, international A4, and foolscap suspended file folders.
- Drawer/door front options include painted, high-pressure laminate (HPL), or wood.
- Lockbar is standard in painted steel and will match case.
- Optional drawer/door pulls include Ellipse, Radius, Taper, Crescent, Linear, Classic and J-Pull. J-Pull available with touch latch doors only.
  - Crescent (7) and Classic (9) pulls are brushed nickel.
  - Ellipse (1) and Radius (2) pulls available in limited colors (see specification).
  - Taper (3) and J-Pull (J, K) match case color.
  - Linear pulls available:
    - Painted (P); finish specification required.
    - Satin nickel (8); no specification required.
- Standard door or touch latch door choice is determined by pull style code.
- Touch latch doors have touch latch mechanism on the right door, controlling access to both sides.
- Drawer has full extension steel ball-bearing slides.
- Drawer interior and accessories are black finish color. Storage unit interior and shelf match case color.
- Lock centered on front edge of unit top secures drawer. Storage unit locks separately.
- All locks have the same key number.
- Lock plugs are available in black or chrome.
- For lock options, refer to Lock Program section of the Accessories Price List.
- Glides provide 1.5"(38mm) adjustment range.

### Specification Tips

- Storage unit accommodates two rows of standard-height binders.
- Additional accessories are available and can be specified separately.

### To Order, Specify:

1) Product number, including:

#### 1 Front Option:

- SS** Painted Steel
- LL** Laminate (HPL)
- WW** Wood

#### 2 Pull Option:\*\*

- 9** Classic (add **\$53.71** list)
- 7** Crescent
- 1** Ellipse<sup>1</sup>
- J** J-Pull (Steel Fronts)
- K** J-Pull (HPL and Wood Fronts) (add **\$175.23** list)
- P** Linear - Painted<sup>2</sup>
- 8** Linear - Satin Nickel
- 2** Radius<sup>3</sup> (add **\$43.78** list)
- 3** Taper

- Trim color for case and steel fronts.
- Pull trim color (Ellipse, Radius and painted Linear only).
- Front HPL or wood finish (if applicable).
- HPL edge color (if applicable).
- Lock Plug color.

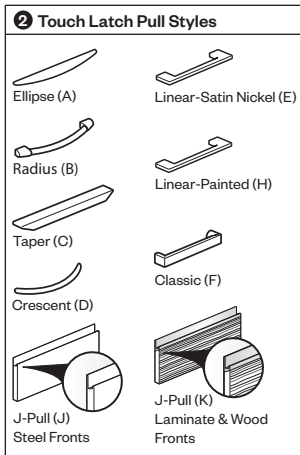
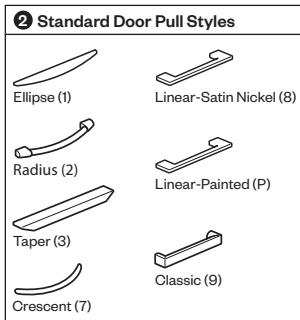
\* For touch latch doors change pull style code (add **\$47.66** list)

\*\*Price per pull.

- <sup>1</sup>Beige (TR-R)
- Chalk (TR-AK)
- Charcoal (TR-K)
- Graphite (TR-J)
- Gray Tone (TR-G)
- Putty (TR-AA)
- Smoke (TR-E)

<sup>2</sup>All powdercoat finishes.

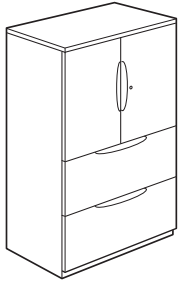
- <sup>3</sup>Dark Bronze Metallic (TR-DM)
- Metallic Gunmetal (TR-MG)
- Metallic Champagne (TR-MC)
- Metallic Silver (TR-LE)



Actual Depth	Actual Width	Number 1②	Fronts Painted Trim		Fronts HPL A Trim		Fronts HPL B Trim		Fronts Wood A Trim		Fronts Wood B Trim	
			A	B	A	B	A	B	A	B	A	B
<b>4H, 51.5"(1308mm) - 36"(914mm)H Storage, One Lateral</b>												
18.75" (476mm)	29.885" (759mm)	JCPV-0430-	\$3024.79	\$3278.91	\$3569.17	\$3754.00	\$3664.80	\$3849.63	\$3914.00	\$4098.83	\$4029.79	\$4214.62
18.75" (476mm)	35.885" (911mm)	JCPV-0436-	\$3236.77	\$3523.63	\$3828.27	\$4032.35	\$3944.64	\$4148.72	\$4237.86	\$4441.94	\$4353.65	\$4557.73
18.75" (476mm)	41.885" (1064mm)	JCPV-0442-	\$3448.75	\$3768.35	\$4087.37	\$4310.70	\$4224.48	\$4447.81	\$4561.72	\$4785.05	\$4677.51	\$4900.84

# Combination Units — Freestanding

## 4H with Two Lateral File Drawers



JOPY-SS1  
Class FM

### Features

- Includes:
  - 24"(610mm)H storage unit with one shelf that adjusts in 6"(152mm) increments
  - Two 12"(305mm)H lateral file drawers
- Lateral file drawers include side-to-side hanging bars that accommodate letter, legal, EDP, international A4, and foolscap suspended file folders.
- Drawer/door front options include painted, high-pressure laminate (HPL), or wood.
- Lockbar is standard in painted steel and will match case.
- Optional drawer/door pulls include Ellipse, Radius, Taper, Crescent, Linear, Classic and J-Pull. J-Pull available with touch latch doors only.
  - Crescent (7) and Classic (9) pulls are brushed nickel.
  - Ellipse (1) and Radius (2) pulls available in limited colors (see specification).
  - Taper (3) and J-Pull (J, K) match case color.
  - Linear pulls available:
    - Painted (P); finish specification required.
    - Satin nickel (8); no specification required.
- Standard door or touch latch door choice is determined by pull style code.
- Touch latch doors have touch latch mechanism on the right door, controlling access to both sides.
- Drawers have full extension steel ball-bearing slides.
- Drawer interior and accessories are black finish color. Storage unit interior and shelf match case color.
- Lock centered on front edge of unit top secures all drawers. Storage unit locks separately.
- All locks have the same key number.
- Lock plugs are available in black or chrome.
- For lock options, refer to Lock Program section of the Accessories Price List.
- Glides provide 1.5"(38mm) adjustment range.

### Specification Tips

- Storage unit accommodates one row of standard-height binders.
- A separately specified counterweight is recommended when unit is not ganged to another file or anchored to a fixed object.
- Additional accessories are available and can be specified separately.

### To Order, Specify:

1) Product number, including:

**1 Front Option:**

- SS** Painted Steel
- LL** Laminate (HPL)
- WW** Wood

**2 Pull Option:\*\***

- 9** Classic (add **\$53.71** list)
- 7** Crescent
- 1** Ellipse<sup>1</sup>
- J** J-Pull (Steel Fronts)
- K** J-Pull (HPL and Wood Fronts) (add **\$175.23** list)
- P** Linear - Painted<sup>2</sup>
- 8** Linear - Satin Nickel
- 2** Radius<sup>3</sup> (add **\$43.78** list)
- 3** Taper

- 2) Trim color for case and steel fronts.
- 3) Pull trim color (Ellipse, Radius and painted Linear only).
- 4) Front HPL or wood finish (if applicable).
- 5) HPL edge color (if applicable).
- 6) Lock Plug color.

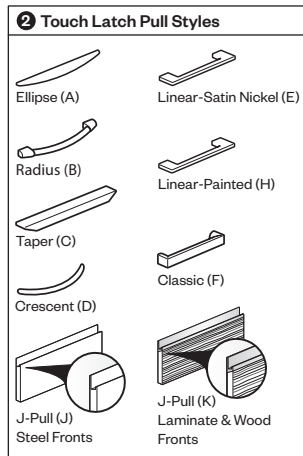
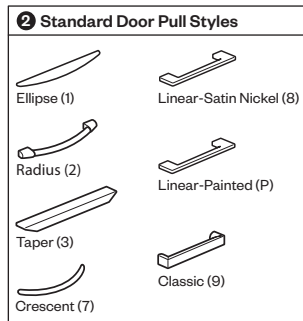
\* For touch latch doors change pull style code (add **\$47.66** list)

\*\*Price per pull.

- <sup>1</sup>Beige (TR-R)
- Chalk (TR-AK)
- Charcoal (TR-K)
- Graphite (TR-J)
- Gray Tone (TR-G)
- Putty (TR-AA)
- Smoke (TR-E)

<sup>2</sup>All powdercoat finishes.

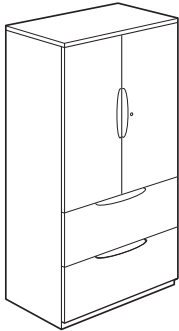
- <sup>3</sup>Dark Bronze Metallic (TR-DM)
- Metallic Gunmetal (TR-MG)
- Metallic Champagne (TR-MC)
- Metallic Silver (TR-LE)



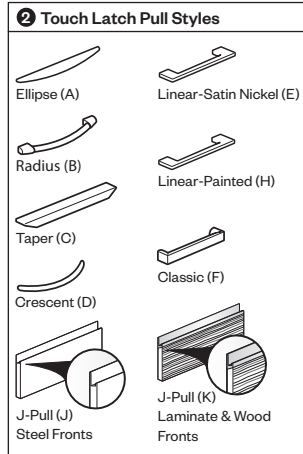
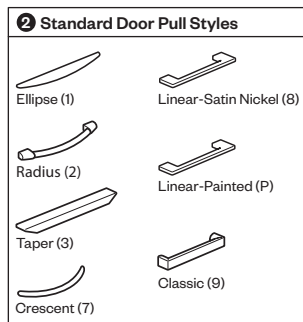
Actual Depth	Actual Width	Number 1②	Fronts Painted Trim		Fronts HPL A Trim		Fronts HPL B Trim		Fronts Wood A Trim		Fronts Wood B Trim	
			A	B	A	B	A	B	A	B	A	B
<b>4H, 51.5"(1308mm) - 24"(610mm) H Storage, Two Laterals</b>												
18.75" (476mm)	29.885" (759mm)	JOPY-0430-■ ■	\$3063.52	\$ 3317.64	\$3566.66	\$ 3751.49	\$3624.33	\$3809.16	\$3844.27	\$4029.10	\$3963.20	\$ 4148.03
18.75" (476mm)	35.885" (962mm)	JOPY-0436-■ ■	\$3337.00	\$3623.86	\$3873.80	\$ 4077.88	\$3956.03	\$ 4160.11	\$4228.69	\$4432.77	\$4347.62	\$ 4551.70
18.75" (476mm)	41.885" (1064mm)	JOPY-0442-■ ■	\$3610.48	\$3930.08	\$ 4180.94	\$4404.27	\$4287.73	\$ 4511.06	\$ 4613.11	\$4836.44	\$4732.04	\$4955.37

# Combination Units — Freestanding

## 5H with Two Lateral File Drawers



JCPY-SS1  
Class FM



### Features

- Includes:
  - 36"(914mm)H storage unit with two shelves that adjusts in 6"(152mm) increments
  - Two 12"(305mm)H lateral file drawers
- Lateral file drawers include side-to-side hanging bars that accommodate letter, legal, EDP, international A4, and foolscap suspended file folders.
- Drawer/door front options include painted, high-pressure laminate (HPL), or wood.
- Lockbar is standard in painted steel and will match case.
- Optional drawer/door pulls include Ellipse, Radius, Taper, Crescent, Linear, Classic and J-Pull. J-Pull available with touch latch doors only.
  - Crescent (7) and Classic (9) pulls are brushed nickel.
  - Ellipse (1) and Radius (2) pulls available in limited colors (see specification).
  - Taper (3) and J-Pull (J, K) match case color.
  - Linear pulls available:
    - Painted (P); finish specification required.
    - Satin nickel (8); no specification required.
- Standard door or touch latch door choice is determined by pull style code.
- Touch latch doors have touch latch mechanism on the right door, controlling access to both sides.
- Drawers have full extension steel ball-bearing slides.
- Drawer interior and accessories are black finish color. Storage unit interior and shelf match case color.
- Lock centered on front edge of unit top secures all drawers. Storage unit locks separately.
- All locks have the same key number.
- Lock plugs are available in black or chrome.
- For lock options, refer to Lock Program section of the Accessories Price List.
- Glides provide 1.5"(38mm) adjustment range.

### Specification Tips

- Storage unit accommodates two rows of standard-height binders.
- A separately specified counterweight is recommended when unit is not ganged to another file or anchored to a fixed object.
- Additional accessories are available and can be specified separately.

### To Order, Specify:

1) Product number, including:

#### 1 Front Option:

- SS** Painted Steel
- LL** Laminate (HPL)
- WW** Wood

#### 2 Pull Option:\*\*

- 9** Classic (add **\$53.71** list)
- 7** Crescent
- 1** Ellipse<sup>1</sup>
- J** J-Pull (Steel Fronts)
- K** J-Pull (HPL and Wood Fronts) (add **\$175.23** list)
- P** Linear - Painted<sup>2</sup>
- 8** Linear - Satin Nickel
- 2** Radius<sup>3</sup> (add **\$43.78** list)
- 3** Taper

- Trim color for case and steel fronts.
- Pull trim color (Ellipse, Radius and painted Linear only).
- Front HPL or wood finish (if applicable).
- HPL edge color (if applicable).
- Lock Plug color.

\* For touch latch doors change pull style code (add **\$47.66** list)

\*\*Price per pull.

- <sup>1</sup>Beige (TR-R)
- Chalk (TR-AK)
- Charcoal (TR-K)
- Graphite (TR-J)
- Gray Tone (TR-G)
- Putty (TR-AA)
- Smoke (TR-E)

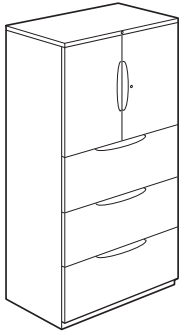
<sup>2</sup>All powdercoat finishes.

- <sup>3</sup>Dark Bronze Metallic (TR-DM)
- Metallic Gunmetal (TR-MG)
- Metallic Champagne (TR-MC)
- Metallic Silver (TR-LE)

Actual Depth	Actual Width	Number 1②	Fronts Painted Trim		Fronts HPL A Trim		Fronts HPL B Trim		Fronts Wood A Trim		Fronts Wood B Trim	
			A	B	A	B	A	B	A	B	A	B
<b>5H, 63.5"(1613mm) - 36"(914mm)H Storage, Two Laterals</b>												
18.75" (476mm)	29.885" (759mm)	JCPY-0530-■ ■	\$3233.95	\$3542.01	\$3838.12	\$4057.62	\$ 3917.54	\$ 4137.04	\$4246.56	\$4466.06	\$4377.33	\$4596.83
18.75" (476mm)	35.885" (911mm)	JCPY-0536-■ ■	\$3507.43	\$3855.91	\$ 4184.90	\$ 4427.51	\$4292.06	\$4534.67	\$4680.53	\$4923.14	\$ 4811.30	\$5053.91
18.75" (476mm)	41.885" (1064mm)	JCPY-0542-■ ■	\$3780.91	\$ 4169.81	\$ 4531.68	\$ 4797.40	\$4666.58	\$4932.30	\$ 5114.50	\$5380.22	\$5245.27	\$ 5510.99

# Combination Units — Freestanding

## 5H with Three Lateral File Drawers



JCPX-SS1  
Class FM

### Features

- Includes:
  - 24"(610mm)H storage unit with one shelf that adjust in 6"(152mm) increments
  - Three 12"(305mm)H lateral file drawers
- Lateral file drawers include side-to-side hanging bars that accommodate letter, legal, EDP, international A4, and foolscap suspended file folders.
- Drawer/door front options include painted, high-pressure laminate (HPL), or wood.
- Lockbar is standard in painted steel and will match case.
- Optional drawer/door pulls include Ellipse, Radius, Taper, Crescent, Linear, Classic and J-Pull. J-Pull available with touch latch doors only.
  - Crescent (7) and Classic (9) pulls are brushed nickel.
  - Ellipse (1) and Radius (2) pulls available in limited colors (see specification).
  - Taper (3) and J-Pull (J, K) match case color.
  - Linear pulls available:
    - Painted (P); finish specification required.
    - Satin nickel (8); no specification required.
- Standard door or touch latch door choice is determined by pull style code.
- Touch latch doors have touch latch mechanism on the right door, controlling access to both sides.
- Drawer has full extension steel ball-bearing slides.
- Drawer interior and accessories are black finish color. Storage unit interior and shelf match case color.
- Lock centered on front edge of unit top secures all drawers. Storage unit locks separately.
- All locks have the same key number.
- Lock plugs are available in black or chrome.
- For lock options, refer to Lock Program section of the Accessories Price List.
- Glides provide 1.5"(38mm) adjustment range.

### Specification Tips

- Storage unit accommodates one row of standard-height binders.
- A separately specified counterweight is recommended when unit is not ganged to another file or anchored to a fixed object.
- Additional accessories are available and can be specified separately.

### To Order, Specify:

1) Product number, including:

#### 1 Front Option:

- SS** Painted Steel
- LL** Laminate (HPL)
- WW** Wood

#### 2 Pull Option:\*\*

- 9** Classic (add **\$53.71** list)
- 7** Crescent
- 1** Ellipse<sup>1</sup>
- J** J-Pull (Steel Fronts)
- K** J-Pull (HPL and Wood Fronts) (add **\$175.23** list)
- P** Linear - Painted<sup>2</sup>
- 8** Linear - Satin Nickel
- 2** Radius<sup>3</sup> (add **\$43.78** list)
- 3** Taper

- 2) Trim color for case and steel fronts.
- 3) Pull trim color (Ellipse, Radius and painted Linear only).
- 4) Front HPL or wood finish (if applicable).
- 5) HPL edge color (if applicable).
- 6) Lock Plug color.

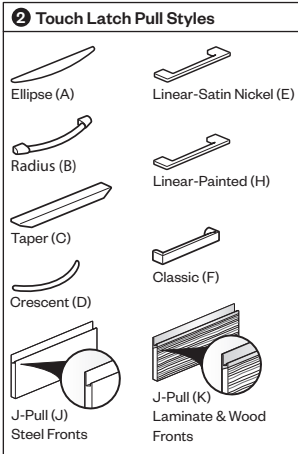
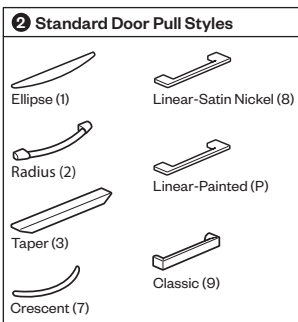
\* For touch latch doors change pull style code (add **\$47.66** list)

\*\*Price per pull.

- <sup>1</sup>Beige (TR-R)
- Chalk (TR-AK)
- Charcoal (TR-K)
- Graphite (TR-J)
- Gray Tone (TR-G)
- Putty (TR-AA)
- Smoke (TR-E)

<sup>2</sup>All powdercoat finishes.

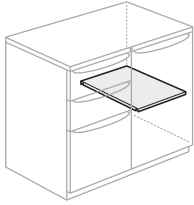
- <sup>3</sup>Dark Bronze Metallic (TR-DM)
- Metallic Gunmetal (TR-MG)
- Metallic Champagne (TR-MC)
- Metallic Silver (TR-LE)



Actual Depth	Actual Width	Number	①②	Fronts Painted Trim		Fronts HPL A Trim		Fronts HPL B Trim		Fronts Wood A Trim		Fronts Wood B Trim	
				A	B	A	B	A	B	A	B		
<b>5H, 63.5"(1613mm) - 24"(610mm)H Storage, Three Laterals</b>													
18.75" (476mm)	29.885" (759mm)	JCPX-0530-	■ ■	\$3485.71	\$3793.77	\$4097.56	\$4317.06	\$4139.24	\$4358.74	\$4517.43	\$4736.93	\$4648.63	\$4868.13
18.75" (476mm)	35.885" (911mm)	JCPX-0536-	■ ■	\$3774.42	\$4122.90	\$4469.04	\$4711.65	\$4540.48	\$4783.09	\$4981.81	\$5224.42	\$5135.20	\$5377.81
18.75" (476mm)	41.885" (1064mm)	JCPX-0542-	■ ■	\$4063.13	\$4452.03	\$4840.52	\$5106.24	\$4941.72	\$5207.44	\$5446.19	\$5711.91	\$5621.77	\$5887.49

# Combination Unit Accessories

## Storage Shelf



JSSA-15  
Class FM

**Feature**

- Includes shelf and clips.

**Specification Tip**

- To be used with 2H 30"(762mm)W combination unit with storage door only.

**To Order, Specify:**

- 1) Product number.
- 2) Trim color.

Unit Width	Shelf Width	Shelf Depth	Shelf Thickness	Number	Trim	
					A	B
30"(762mm)	13.75"(349mm)	16.5"(419mm)	0.625"(16mm)	JSSA-15	\$106.65	\$129.46

## Storage Shelves



JSSA  
Class FM

**Feature**

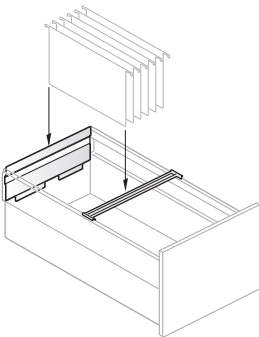
- Includes one storage shelf and clips.

**To Order, Specify:**

- 1) Product number.
- 2) Trim color.

Unit Width	Shelf Width	Shelf Depth	Shelf Thickness	Number	Trim	
					A	B
30"(762mm)	28.25"(718mm)	16.5"(419mm)	0.625"(16mm)	JSSA-30	\$133.65	\$166.58
36"(914mm)	34.25"(870mm)			JSSA-36	144.42	177.35
42"(1067mm)	40.25"(1022mm)			JSSA-42	155.19	188.12

## Filing Kit



JOPL-12  
Class FM

**Features**

- Includes one steel drawer back extension and one side-to-side file hanging bar.
- Black finish only.

**Specification Tips**

- For use in X Series Combination Units only.
- Required for filing side-to-side or legal in 12"(305mm) Combination Unit pedestal style drawers.

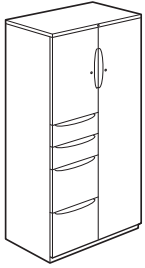
**To Order, Specify:**

- 1) Product number.  
(No finish specification required.)

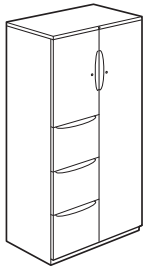
Number	Price
JOPL-12	\$131.03

# Combination Units with Valet

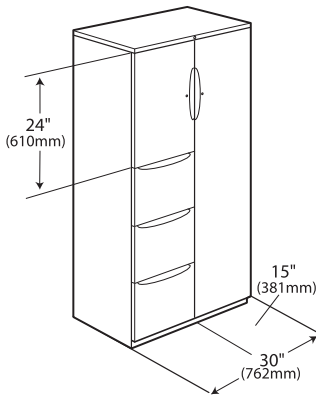
## 5H Valet – 30”W



JVPN-SS1  
(Right)



JVPM-SS1  
(Right)  
Class FM

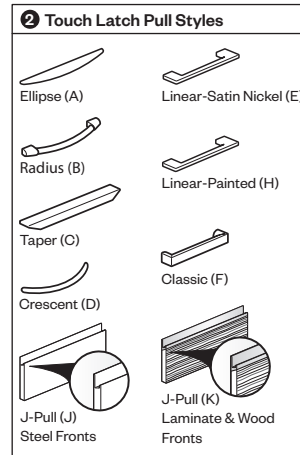
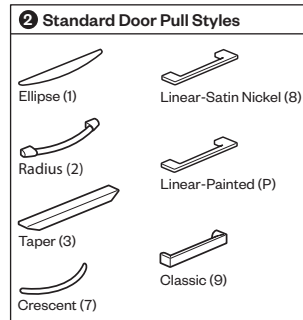


### Features

- Includes:
  - 24”(610mm)H storage unit with one shelf that adjusts in 6”(152mm) increments
  - Pedestal section with multiple box and file drawer configurations
  - Valet with coat rod
- Combination unit with box drawers includes a single pencil tray.
- Drawer/door front options include painted, high-pressure laminate (HPL), or wood.
- Lockbar is standard in painted steel and will match case.
- Optional drawer/door pulls include Ellipse, Radius, Taper, Crescent, Linear, Classic and J-Pull. J-Pull available with touch latch doors only.
  - Crescent (7) and Classic (9) pulls are brushed nickel.
  - Ellipse (1) and Radius (2) pulls available in limited colors (see specification).
  - Taper (3) and J-Pull (J, K) match case color.
  - Linear pulls available:
    - Painted (P); finish specification required.
    - Satin nickel (8); no specification required.
- Standard door or touch latch door choice is determined by pull style code.
- Touch latch doors have touch latch mechanism on the right door, controlling access to both sides.
- Drawers have full extension steel ball-bearing slides.
- Drawer interiors and accessories are black finish color. Storage unit interior, valet interior, and shelves match case color.
- Lock centered on front edge of unit top secures all drawers; storage unit and valet each lock separately.
- All locks have the same key number.
- Lock plugs are available in black or chrome.
- For lock options, refer to Lock Program section of the Accessories Price List.
- Glides provide 1.5”(38mm) adjustment range.

### Specification Tips

- Storage unit accommodates one row of standard-height binders.
- Pedestal file drawer has a half-height back. To accommodate side-to-side legal filing, or to convert to a full-height back, a legal-size filing kit must be specified separately.
- Additional accessories are available and can be specified separately.



### To Order, Specify:

1) Product number, including:

#### 1 Front Option:

- SS** Painted Steel
- LL** Laminate (HPL)
- WW** Wood

#### 2 Pull Option:\*\*

- 9** Classic (add **\$53.71** list)
- 7** Crescent
- 1** Ellipse<sup>1</sup>
- J** J-Pull (Steel Fronts)
- K** J-Pull (HPL and Wood Fronts) (add **\$175.23** list)
- P** Linear - Painted<sup>2</sup>
- 8** Linear - Satin Nickel
- 2** Radius<sup>3</sup> (add **\$43.78** list)
- 3** Taper

- 2) Trim color for case and steel fronts.
- 3) Pull trim color (Ellipse, Radius and painted Linear only).
- 4) Front HPL or wood finish (if applicable).
- 5) HPL edge color (if applicable).
- 6) Lock Plug color.

\* For touch latch doors change pull style code (add **\$47.66** list)

\*\*Price per pull.

- <sup>1</sup>Beige (TR-R)
- Chalk (TR-AK)
- Charcoal (TR-K)
- Graphite (TR-J)
- Gray Tone (TR-G)
- Putty (TR-AA)
- Smoke (TR-E)
- <sup>2</sup>All powdercoat finishes.
- <sup>3</sup>Dark Bronze Metallic (TR-DM)
- Metallic Gunmetal (TR-MG)
- Metallic Champagne (TR-MC)
- Metallic Silver (TR-LE)

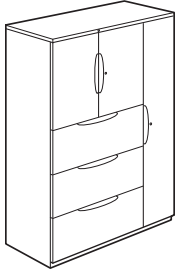
# Combination Units with Valet

## 5H Valet – 30”W


Actual Depth	Actual Width	Number ①②	Fronts Painted Trim		Fronts HPL A Trim		Fronts HPL B Trim		Fronts Wood A Trim		Fronts Wood B Trim	
			A	B	A	B	A	B	A	B	A	B
<b>5H, 63.5”(1613mm) - 24”(610mm)H Storage, File/File/File, Valet Right</b>												
18.75" (476mm)	29.885" (759mm)	JVPM-0530-■ ■	\$6050.76	\$6358.82	\$6846.35	\$7065.85	\$6902.69	\$ 7122.19	\$7458.00	\$7677.50	\$7676.06	\$ 7895.56
<b>5H, 63.5”(1613mm) - 24”(610mm)H Storage, File/File/File, Valet Left</b>												
18.75" (476mm)	29.885" (759mm)	JVPA-0530-■ ■	\$6056.53	\$6364.59	\$6852.12	\$ 7071.62	\$6908.46	\$ 7127.96	\$7463.77	\$7683.27	\$ 7681.83	\$ 7901.33
<b>5H, 63.5”(1613mm) - 24”(610mm)H Storage, Box/Box/File/File, Valet Right</b>												
18.75" (476mm)	29.885" (759mm)	JVPM-0530-■ ■	\$5896.87	\$6204.93	\$6675.21	\$6894.71	\$6730.22	\$6949.72	\$7269.75	\$7489.25	\$ 7481.55	\$ 7701.05
<b>5H, 63.5”(1613mm) - 24”(610mm)H Storage, Box/Box/File/File, Valet Left</b>												
18.75" (476mm)	29.885" (759mm)	JVPH-0530-■ ■	\$6167.83	\$6475.89	\$6979.56	\$ 7199.06	\$ 7037.19	\$ 7256.69	\$7607.33	\$7826.83	\$7829.47	\$8048.97

# Combination Units with Valet

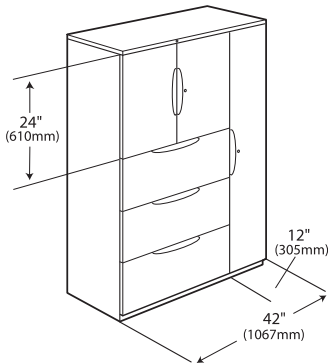
## 5H Valet – 42”W



JVPW-SS1  
(Right)



JVPP-SS1  
(Right)  
Class FM

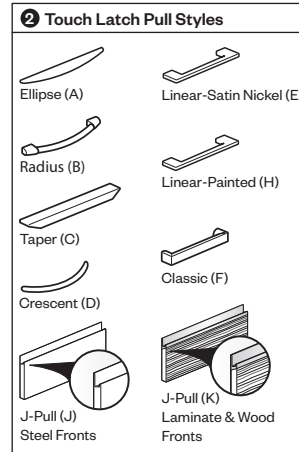
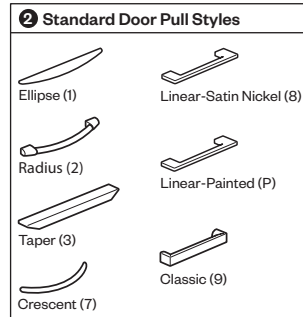


### Features

- Includes:
  - 24”(610mm)H storage unit with one shelf that adjusts in 6”(152mm) increments
  - Drawer section with multiple pedestal and lateral drawer configurations
  - Valet with coat rod
- Combination unit with box drawers includes a single pencil tray.
- Lateral file drawers include side-to-side hanging bars that accommodate letter, legal, EDP, international A4, and foolscap suspended file folders.
- Drawer/door front options include painted, high-pressure laminate (HPL), or wood.
- Lockbar is standard in painted steel and will match case.
- Optional drawer/door pulls include Ellipse, Radius, Taper, Crescent, Linear, Classic and J-Pull. J-Pull available with touch latch doors only.
  - Crescent (7) and Classic (9) pulls are brushed nickel.
  - Ellipse (1) and Radius (2) pulls available in limited colors (see specification).
  - Taper (3) and J-Pull (J, K) match case color.
  - Linear pulls available:
    - Painted (P); finish specification required.
    - Satin nickel (8); no specification required.
- Standard door or touch latch door choice is determined by pull style code.
- Touch latch doors have touch latch mechanism on the right door, controlling access to both sides.
- Drawers have full extension steel ball-bearing slides
- Drawer interiors and accessories are black finish color; shelves, storage unit interior, and valet interior match case color.
- Lock centered on front edge of unit top secures all drawers; storage unit and valet each lock separately.
- All locks in unit have the same key number.
- Lock plugs are available in black or chrome.
- For lock options, refer to Lock Program section of the Accessories Price List.
- Glides provide 1.5”(38mm) adjustment range.

### Specification Tips

- Storage unit accommodates one row of standard-height binders.
- Pedestal file drawer has a half-height back. To accommodate side-to-side legal filing, or to convert to a full-height back, a legal-size filing kit must be specified separately.
- Additional accessories are available and can be specified separately.



### To Order, Specify:

1) Product number, including:

#### 1 Front Option:

- SS** Painted Steel
- LL** Laminate (HPL)
- WW** Wood

#### 2 Pull Option:\*\*

- 9** Classic (add **\$53.71** list)
- 7** Crescent
- 1** Ellipse<sup>1</sup>
- J** J-Pull (Steel Fronts)
- K** J-Pull (HPL and Wood Fronts) (add **\$175.23** list)
- P** Linear - Painted<sup>2</sup>
- 8** Linear - Satin Nickel
- 2** Radius<sup>3</sup> (add **\$43.78** list)
- 3** Taper

- 2) Trim color for case and steel fronts.
- 3) Pull trim color (Ellipse, Radius and painted Linear only).
- 4) Front HPL or wood finish (if applicable).
- 5) HPL edge color (if applicable).
- 6) Lock Plug color.

\* For touch latch doors change pull style code (add **\$47.66** list)

\*\*Price per pull.

- <sup>1</sup>Beige (TR-R)
- Chalk (TR-AK)
- Charcoal (TR-K)
- Graphite (TR-J)
- Gray Tone (TR-G)
- Putty (TR-AA)
- Smoke (TR-E)

<sup>2</sup>All powdercoat finishes.

- <sup>3</sup>Dark Bronze Metallic (TR-DM)
- Metallic Gunmetal (TR-MG)
- Metallic Champagne (TR-MC)
- Metallic Silver (TR-LE)

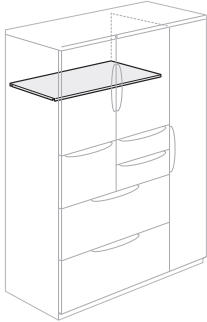
# Combination Units with Valet

## 5H Valet – 42”W

Actual Depth	Actual Width	Number	①②	Fronts Painted Trim		Fronts HPL A Trim		Fronts HPL B Trim		Fronts Wood A Trim		Fronts Wood B Trim	
				A	B	A	B	A	B	A	B	A	B
<b>5H, 63.5”(1613mm) - 24”(610mm)H Storage, Three Laterals, Valet Right</b>													
18.75" (476mm)	41.885" (1064mm)	JVPW-0542-	■ ■	\$6525.20	\$6914.10	\$7409.62	\$7675.34	\$7473.11	\$7738.83	\$8112.13	\$8377.85	\$8350.36	\$8616.08
<b>5H, 63.5”(1613mm) - 24”(610mm)H Storage, Three Laterals, Valet Left</b>													
18.75" (476mm)	41.885" (1064mm)	JVPD-0542-	■ ■	\$6525.20	\$6914.10	\$7409.62	\$7675.34	\$7473.11	\$7738.83	\$8112.13	\$8377.85	\$8350.36	\$8616.08
<b>5H, 63.5”(1613mm) - 24”(610mm)H Storage, File/Box/Box/Two Laterals, Valet Right</b>													
18.75" (476mm)	41.885" (1064mm)	JVPP-0542-	■ ■	\$6902.75	\$7291.65	\$7922.45	\$8188.17	\$7996.74	\$8262.46	\$8760.21	\$9025.93	\$9018.66	\$9284.38
<b>5H, 63.5”(1613mm) - 24”(610mm)H Storage, File/Box/Box/Two Laterals, Valet Left</b>													
18.75" (476mm)	41.885" (1064mm)	JVPP-0542-	■ ■	\$6902.75	\$7291.65	\$7922.45	\$8188.17	\$7996.74	\$8262.46	\$8760.21	\$9025.93	\$9018.66	\$9284.38

# Combination Units/Valet Accessories

## Storage Shelf



JSSA-30  
Class FM

**Feature**

- Includes shelf and clips (combination units only).

**Specification Tip**


- For use with 5H 42"(1067mm)W combination unit with valet in 30"(762mm)W storage area.

**To Order, Specify:**

- 1) Product number.
- 2) Trim color.

Shelf Width	Shelf Depth	Shelf Thickness	Number	Trim	
				A	B
28.25"(718mm)	16.5"(419mm)	0.625"(16mm)	JSSA-30	\$133.65	\$166.58

## Valet Shelf



JSSA-12  
Class FM

**Feature**

- Includes shelf and clips.

**Specification Tips**

- For use with 5H 42"(1067mm)W combination unit with valet.
- Shelves mount under coat rod. Adjusts in 6"(152mm) increments.

**To Order, Specify:**

- 1) Product number.
- 2) Trim color.

Shelf Width	Shelf Depth	Shelf Thickness	Number	Trim	
				A	B
10.75"(273mm)	16.5"(419mm)	0.625"(16mm)	JSSA-12	\$101.19	\$124.00

## Valet Shelf



JSSA-15  
Class FM

**Feature**

- Includes shelf and clips.

**Specification Tip**

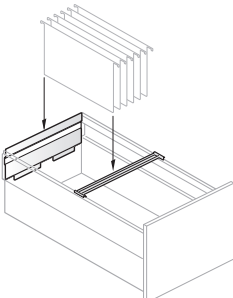
- For use with 5H 30"(762mm)W combination unit with valet in valet.

**To Order, Specify:**

- 1) Product number.
- 2) Trim color.

Shelf Width	Shelf Depth	Shelf Thickness	Number	Trim	
				A	B
13.75"(349mm)	16.5"(419mm)	0.625"(16mm)	JSSA-15	\$106.65	\$129.46

## Filing Kit



JOPL-12  
Class FM

**Features**

- Includes one steel drawer back extension and one side-to-side file hanging bar.
- Black finish only.

**Specification Tips**

- For use in X Series Combination Units only.
- Required for filing side-to-side or legal in 12"(305mm) Combination Unit pedestal style drawers.

**To Order, Specify:**

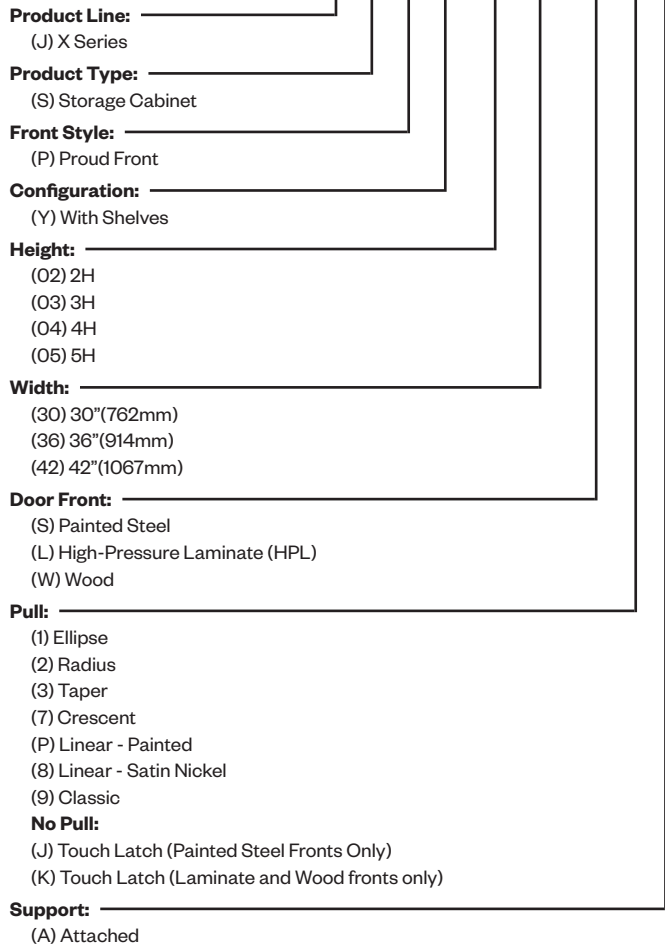
- 1) Product number.  
(No finish specification required.)

Number	Price
JOPL-12	\$131.03

# Storage Cabinets

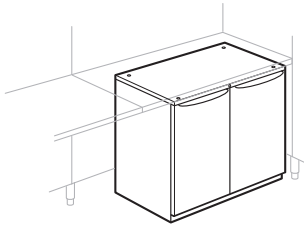
## Catalog Logic

J S P Y - 02 30 - S 1 A

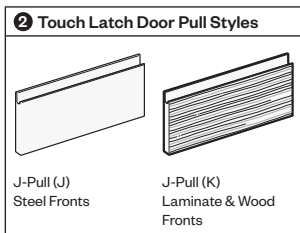
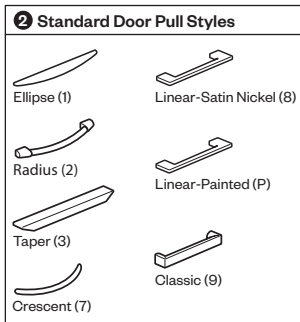


# Storage Cabinets — Attached

## 2H



JSPY-S1A  
Class FM



### Features

- Includes one shelf that adjusts in 6" (152mm) increments and attachment hardware.
- Hinged doors feature full access hinges.
- Door front options include painted, high-pressure laminate (HPL), or wood.
- Lockbar is standard in painted steel and will match case.
- Optional door pulls include Ellipse, Radius, Taper, Crescent, Linear, Classic and J-Pull. J-Pull available with touch latch doors only.
  - Crescent (7) and Classic (9) pulls are brushed nickel.
  - Ellipse (1) and Radius (2) pulls available in limited colors (see specification).
  - Taper (3) and J-Pull (J, K) match case color.
  - Linear pulls available:
    - Painted (P); finish specification required.
    - Satin nickel (8); no specification required.
- Standard door or touch latch door choice is determined by pull style code.
- Touch latch doors have touch latch mechanism on the right door, controlling access to both sides.
- Cabinet interior and shelf match case color.
- Lock is centered on front edge of cabinet top.
- Lock plug is available in black or chrome.
- For lock options, refer to Lock Program section of the Accessories Price List.
- Glides provide 1.5" (38mm) adjustment range.

### Specification Tips

- Must be attached under a worksurface 20" (508mm)D or deeper.
- When using storage unit to support one end of a worksurface in a panel system application, secure the worksurface to the panel using a corner bracket or cantilever; specified separately.
- When attaching a panel-hung worksurface up to 2" (51mm) higher than standard mounting height, use a worksurface height adjustment kit, specified separately.
- Accommodates one row of standard-height binders.
- Additional accessories are available and can be specified separately.

### To Order, Specify:

1) Product number, including:

#### 1 Front Option:

- S** Painted Steel
- L** Laminate (HPL)
- W** Wood

#### 2 Pull Option:\*\*

- 9** Classic (add **\$53.71** list)
- 7** Crescent
- 1** Ellipse<sup>1</sup>
- J** J-Pull (Steel Fronts)
- K** J-Pull (HPL and Wood Fronts)
- P** Linear - Painted<sup>2</sup>
- 8** Linear - Satin Nickel
- 2** Radius<sup>3</sup> (add **\$43.78** list)
- 3** Taper

- 2) Trim color for case and steel fronts.
- 3) Pull trim color (Ellipse, Radius and painted Linear only).
- 4) Front HPL or wood finish (if applicable).
- 5) HPL edge color (if applicable).
- 6) Lock Plug color.

\* For touch latch doors change pull style code (add **\$47.66** list per door)

\*Price per pull.

- <sup>1</sup>Beige (TR-R)
- Chalk (TR-AK)
- Charcoal (TR-K)
- Graphite (TR-J)
- Gray Tone (TR-G)
- Putty (TR-AA)
- Smoke (TR-E)

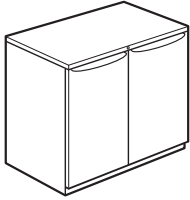
<sup>2</sup>All powdercoat finishes.

- <sup>3</sup>Dark Bronze Metallic (TR-DM)
- Metallic Gunmetal (TR-MG)
- Metallic Champagne (TR-MC)
- Metallic Silver (TR-LE)

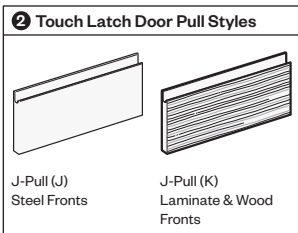
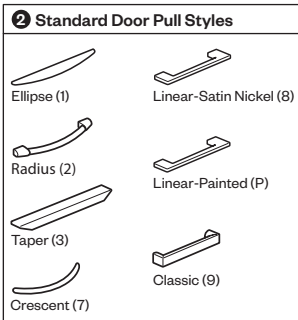
Actual Depth	Actual Width	Number 1②	Fronts Painted Trim		Fronts HPL A Trim		Fronts HPL B Trim		Fronts Wood A Trim		Fronts Wood B Trim	
			A	B	A	B	A	B	A	B	A	B
<b>27.5" (699mm)H</b>												
18.75" (476mm)	29.885" (759mm)	JSPY-0230-■ A	\$1680.27	\$1835.26	\$1983.29	\$2097.49	\$2015.90	\$2130.10	\$2088.09	\$2202.29	\$2149.27	\$2263.47
18.75" (476mm)	35.885" (911mm)	JSPY-0236-■ A	\$1971.89	\$2147.24	\$2307.52	\$2433.93	\$2352.39	\$2478.80	\$2442.93	\$2569.34	\$2526.76	\$2653.17
18.75" (476mm)	41.885" (1064mm)	JSPY-0242-■ A	\$2069.75	\$2265.46	\$2429.87	\$2568.49	\$2478.81	\$2617.43	\$2587.70	\$2726.32	\$2679.86	\$2818.48

# Storage Cabinets — Freestanding

## 2H



JSPY-S1  
Class FM



### Features

- Includes one shelf that adjusts in 6"(152mm) increments.
- Hinged doors feature full access hinges.
- Door front options include painted, high-pressure laminate (HPL), or wood.
- Lockbar is standard in painted steel and will match case.
- Optional door pulls include Ellipse, Radius, Taper, Crescent, Linear, Classic and J-Pull. J-Pull available with touch latch doors only.
  - Crescent (7) and Classic (9) pulls are brushed nickel.
  - Ellipse (1) and Radius (2) pulls available in limited colors (see specification).
  - Taper (3) and J-Pull (J, K) match case color.
- Linear pulls available:
  - Painted (P); finish specification required.
  - Satin nickel (8); no specification required.
- Standard door or touch latch door choice is determined by pull style code.
- Touch latch doors have touch latch mechanism on the right door, controlling access to both sides.
- Cabinet interior and shelf match case color.
- Lock is centered on front edge of cabinet top.
- Lock plug is available in black or chrome.
- For lock options, refer to Lock Program section of the Accessories Price List.
- Glides provide 1.5"(38mm) adjustment range.

### Specification Tips

- Accommodates one row of standard-height binders.
- Additional accessories are available and can be specified separately.
- A shelf insert liner is available in service parts that provides shelf adjustment flexibility to 2.5"(64mm) part#: 8514-1825.

### To Order, Specify:

1) Product number, including:

#### 1 Front Option:

- S** Painted Steel
- L** Laminate (HPL)
- W** Wood

#### 2 Pull Option:\*\*

- 9** Classic (add **\$53.71** list)
- 7** Crescent
- 1** Ellipse<sup>1</sup>
- J** J-Pull (Steel Fronts)
- K** J-Pull (HPL and Wood Fronts)
- P** Linear - Painted<sup>2</sup>
- 8** Linear - Satin Nickel
- 2** Radius<sup>3</sup> (add **\$43.78** list)
- 3** Taper

- 2) Trim color for case and steel fronts.
- 3) Pull trim color (Ellipse, Radius and painted Linear only).
- 4) Front HPL or wood finish (if applicable).
- 5) HPL edge color (if applicable).
- 6) Lock Plug color.

\* For touch latch doors change pull style code (add **\$47.66** list per door)

\*Price per pull.

- <sup>1</sup>Beige (TR-R)
- Chalk (TR-AK)
- Charcoal (TR-K)
- Graphite (TR-J)
- Gray Tone (TR-G)
- Putty (TR-AA)
- Smoke (TR-E)


<sup>2</sup>All powdercoat finishes.

- <sup>3</sup>Dark Bronze Metallic (TR-DM)
- Metallic Gunmetal (TR-MG)
- Metallic Champagne (TR-MC)
- Metallic Silver (TR-LE)

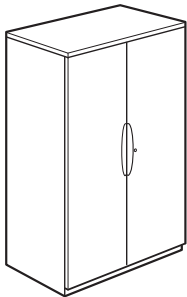
Actual Depth	Actual Width	Number 1 2	Fronts Painted Trim		Fronts HPL A Trim		Fronts HPL B Trim		Fronts Wood A Trim		Fronts Wood B Trim	
			A	B	A	B	A	B	A	B	A	B
<b>27.5"(699mm)H</b>												
18.75" (476mm)	29.885" (759mm)	JSPY-0230-	\$1680.27	\$1835.26	\$1983.29	\$2097.49	\$2015.90	\$2130.10	\$2088.09	\$2202.29	\$2149.27	\$2263.47
18.75" (476mm)	35.885" (911mm)	JSPY-0236-	\$1971.89	\$2147.24	\$2307.52	\$2433.93	\$2352.39	\$2478.80	\$2442.93	\$2569.34	\$2526.76	\$2653.17
18.75" (476mm)	41.885" (1064mm)	JSPY-0242-	\$2069.75	\$2265.46	\$2429.87	\$2568.49	\$2478.81	\$2617.43	\$2587.70	\$2726.32	\$2679.86	\$2818.48

# Storage Cabinets — Freestanding

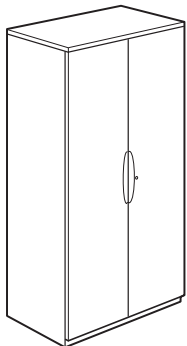
## 3H, 4H and 5H



JSPY-S1



JSPY-S1



JSPY-S1  
Class FM

### Features

- Includes two, three or four shelves that adjust in 6”(152mm) increments.
- Hinged doors feature full access hinges.
- Optional door pulls include Ellipse, Radius, Taper, Crescent, Linear, Classic, and No Pull (touch latch).
  - Crescent (7) and Classic (9) pulls are brushed nickel.
  - Ellipse (1) and Radius (2) pulls available in limited colors (see specification).
  - Taper (3) and J-Pull (J, K) match case color.
  - Linear pulls available:
    - Painted (P); finish specification required.
    - Satin nickel (8); no specification required.
- Touch latch doors have touch latch mechanism on the right door, controlling access to both sides.
- Cabinet interior and shelves match case color.
- Lock is located next to pull on right-hand door.
- Lock plug is available in black or chrome.
- For lock options, refer to Lock Program section of the Accessories Price List.
- Glides provide 1.5”(38mm) adjustment range.

### Specification Tips

- 3H cabinet accommodates two rows of standard-height binders; 4H cabinet accommodates three rows of standard-height binders.
- 5H accommodates four rows of standard height binders when shelf insert liner is ordered and installed.
- Additional accessories are available and can be specified separately.
- A shelf insert liner is available in service parts that provides shelf adjustment flexibility to 2.5”(64mm):
  - 3H: part#: 8514-1826
  - 4H: part#: 8514-1827
  - 5H: part#: 8514-1828

### To Order, Specify:

1) Product number, including:

#### 1 Pull Option:\*\*

- 9 Classic (add \$53.71 list)
- 7 Crescent
- 1 Ellipse<sup>1</sup>
- J J-Pull (Steel Fronts)
- P Linear - Painted<sup>2</sup>
- 8 Linear - Satin Nickel
- 2 Radius<sup>3</sup> (add \$43.78 list)
- 3 Taper

2) Trim color for door front, and case.

3) Pull trim color (Ellipse, Radius and painted Linear only).

4) Lock Plug color.

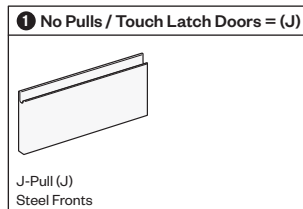
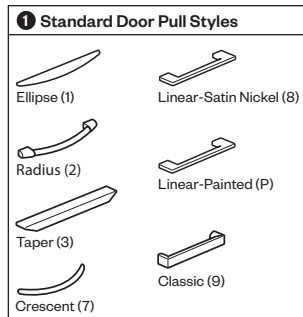
\* For touch latch doors change pull style code (add \$47.66 list per door)

†Price per pull.

- <sup>1</sup>Beige (TR-R)
- Chalk (TR-AK)
- Charcoal (TR-K)
- Graphite (TR-J)
- Gray Tone (TR-G)
- Putty (TR-AA)
- Smoke (TR-E)

<sup>2</sup>All powdercoat finishes.

- <sup>3</sup>Dark Bronze Metallic (TR-DM)
- Metallic Gunmetal (TR-MG)
- Metallic Champagne (TR-MC)
- Metallic Silver (TR-LE)

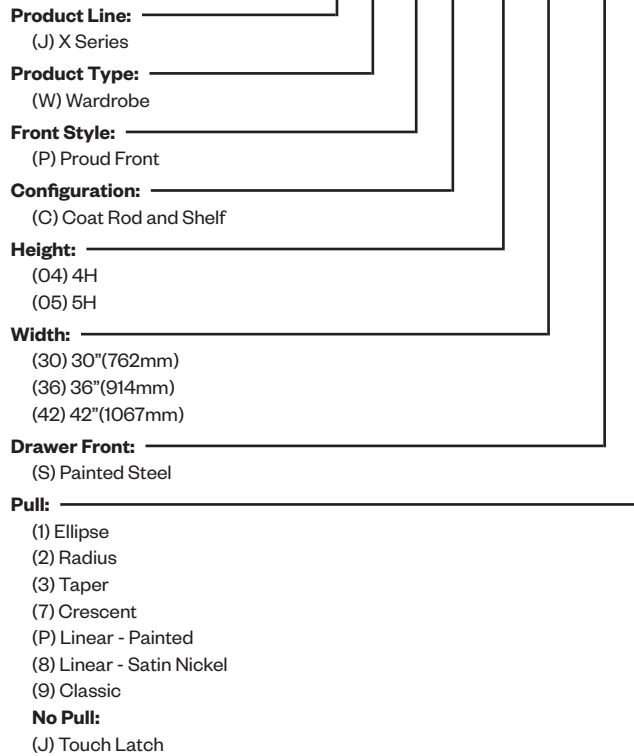


Actual Height	Actual Depth	Actual Width	Number	1	Trim A	B
<b>3H</b>						
39.5”(1003mm)	18.75”(476mm)	29.885”(759mm)	JSPY-0330-S		\$1882.17	\$2094.24
39.5”(1003mm)	18.75”(476mm)	35.885”(911mm)	JSPY-0336-S		\$1986.15	\$2226.78
39.5”(1003mm)	18.75”(476mm)	41.885”(1064mm)	JSPY-0342-S		\$2169.70	\$2438.89
<b>4H</b>						
51.5”(1308mm)	18.75”(476mm)	29.885”(759mm)	JSPY-0430-S		\$2061.57	\$2330.74
51.5”(1308mm)	18.75”(476mm)	35.885”(911mm)	JSPY-0436-S		\$2222.66	\$2526.51
51.5”(1308mm)	18.75”(476mm)	41.885”(1064mm)	JSPY-0442-S		\$2479.58	\$2818.11
<b>5H</b>						
63.5”(1613mm)	18.75”(476mm)	29.885”(759mm)	JSPY-0530-S		\$2273.70	\$2599.95
63.5”(1613mm)	18.75”(476mm)	35.885”(911mm)	JSPY-0536-S		\$2465.38	\$2834.45
63.5”(1613mm)	18.75”(476mm)	41.885”(1064mm)	JSPY-0542-S		\$2740.68	\$3152.57

# Wardrobes

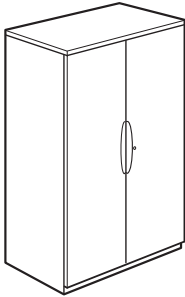
## Catalog Logic

J W P C - 05 30 - S 1

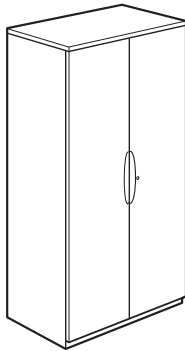


# Wardrobes

## 4H and 5H



JWPC-S1



JWPC-S1  
Class FM

### Features

- Includes coat rod and one shelf that adjusts in 6"(152mm) increments.
- Coat rod is located 3"(76mm) from top.
- Hinged doors feature full access hinges.
- Optional door pulls include Ellipse, Radius, Taper, Crescent, Linear, Classic, and No Pull (touch latch).
  - Crescent (7) and Classic (9) pulls are brushed nickel.
  - Ellipse (1) and Radius (2) pulls available in limited colors (see specification).
  - Taper (3) and J-Pull (J, K) match case color.
  - Linear pulls available:
    - Painted (P); finish specification required.
    - Satin nickel (8); no specification required.
- Touch latch doors have touch latch mechanism on the right door, controlling access to both sides.
- Cabinet interior and shelves match case color.
- Lock is located next to pull on right-hand door.
- Lock plug is available in black or chrome.
- For lock options, refer to Lock Program section of the Accessories Price List.
- Glides provide 1.5"(38mm) adjustment range.

### Specification Tip

- Additional accessories are available and can be specified separately.

### To Order, Specify:

1) Product number, including:

#### 1 Pull Option:\*\*

- 9 Classic (add **\$53.71** list)
- 7 Crescent
- 1 Ellipse<sup>1</sup>
- J J-Pull (Steel Fronts)
- P Linear - Painted<sup>2</sup>
- 8 Linear - Satin Nickel
- 2 Radius<sup>3</sup> (add **\$43.78** list)
- 3 Taper

2) Trim color for door front, and case.

3) Pull trim color (Ellipse, Radius and painted Linear only).

4) Lock Plug color.

\* For touch latch doors change pull style code (add **\$47.66** list per door)








†Price per pull.

- <sup>1</sup>Beige (TR-R)
- Chalk (TR-AK)
- Charcoal (TR-K)
- Graphite (TR-J)
- Gray Tone (TR-G)
- Putty (TR-AA)
- Smoke (TR-E)

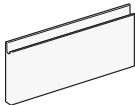
<sup>2</sup>All powdercoat finishes.

- <sup>3</sup>Dark Bronze Metallic (TR-DM)
- Metallic Gunmetal (TR-MG)
- Metallic Champagne (TR-MC)
- Metallic Silver (TR-LE)

**1 Standard Door Pull Styles**

 Ellipse (1)	 Linear-Satin Nickel (8)
 Radius (2)	 Linear-Painted (P)
 Taper (3)	 Classic (9)
 Crescent (7)	

**1 No Pulls / Touch Latch Doors = (J)**

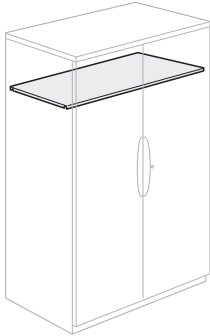


J-Pull (J)  
Steel Fronts

Actual Height	Actual Depth	Actual Width	Number	1	Trim A	B
<b>4H</b>						
51.5"(1308mm)	18.75"(476mm)	29.885"(759mm)	JWPC-0430-S		\$2119.08	\$2388.25
51.5"(1308mm)	18.75"(476mm)	35.885"(911mm)	JWPC-0436-S		\$2280.17	\$2584.02
51.5"(1308mm)	18.75"(476mm)	41.885"(1064mm)	JWPC-0442-S		\$2537.09	\$2875.62
<b>5H</b>						
63.5"(1613mm)	18.75"(476mm)	29.885"(759mm)	JWPC-0530-S		\$2226.73	\$2552.98
63.5"(1613mm)	18.75"(476mm)	35.885"(911mm)	JWPC-0536-S		\$2418.41	\$2787.48
63.5"(1613mm)	18.75"(476mm)	41.885"(1064mm)	JWPC-0542-S		\$2693.71	\$3105.60

# Storage Cabinet/Wardrobe Accessories

## Storage Cabinet/Wardrobe Shelf



JSSA  
Class FM

**Feature**

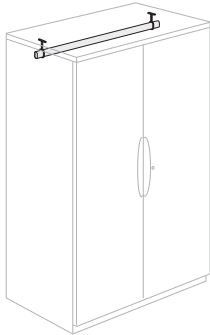
- Includes shelf and clips.

**To Order, Specify:**

- 1) Product number.
- 2) Trim color.

Shelf Width	Shelf Depth	Shelf Thickness	Number	Trim	
				A	B
28.25"(718mm)	16.5"(419mm)	0.625"(16mm)	JSSA-30	\$133.65	\$166.58
34.25"(870mm)			JSSA-36	144.42	177.35
40.25"(1022mm)			JSSA-42	155.19	188.12

## Storage Cabinet Coat Rod



JSCA  
Class FM

**Features**

- Includes coat rod and attachment hardware.
- Standard in black finish color only.
- Use to convert storage cabinet to wardrobe.
- Coat rod attaches to underside of inner top.

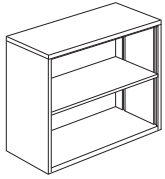
**To Order, Specify:**

- 1) Product number.  
(No finish specification required.)

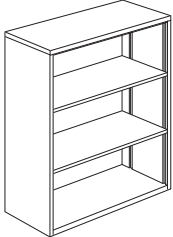
Number	Price
JSCA-30	\$149.58
JSCA-36	168.27
JSCA-42	186.96

# Bookcases

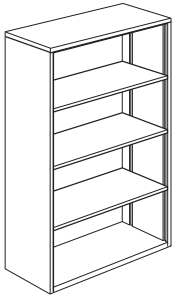
## 2H, 3H, 4H and 5H



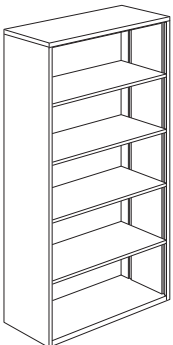
JB-CS-02



JB-CS-03



JB-CS-04



JB-CS-05  
Class FM

**Features**

- Shelves adjust in 1.75"(44mm) increments.
  - 2H includes one shelf
  - 3H includes two shelves
  - 4H includes three shelves
  - 5H includes four shelves.
- Glides provide 0.625"(16mm) adjustment range.

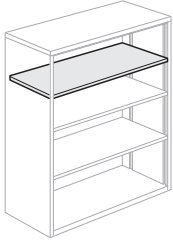
**To Order, Specify:**

- 1) Product number.
- 2) Trim color for case and shelves.

<b>Actual Height</b>	<b>Actual Depth</b>	<b>Actual Width</b>	<b>Number</b>	<b>Trim</b>	
				<b>A</b>	<b>B</b>
<b>2H</b>					
27.5"(699mm)	14"(356mm)	29.885"(759mm)	JB-CS-0230	\$1252.80	\$1380.27
		35.885"(911mm)	JB-CS-0236	1384.68	1529.69
		41.885"(1064mm)	JB-CS-0242	1516.56	1679.11
<b>3H</b>					
39.5"(1003mm)	14"(356mm)	29.885"(759mm)	JB-CS-0330	\$1329.72	\$1516.54
		35.885"(911mm)	JB-CS-0336	1468.20	1681.43
		41.885"(1064mm)	JB-CS-0342	1606.68	1846.32
<b>4H</b>					
51.5"(1308mm)	14"(356mm)	29.885"(759mm)	JB-CS-0430	\$1498.96	\$1745.12
		35.885"(911mm)	JB-CS-0436	1666.00	1947.33
		41.885"(1064mm)	JB-CS-0442	1833.04	2149.54
<b>5H</b>					
63.5"(1613mm)	14"(356mm)	29.885"(759mm)	JB-CS-0530	\$1703.34	\$2006.65
		35.885"(911mm)	JB-CS-0536	1892.34	2235.81
		41.885"(1064mm)	JB-CS-0542	2081.34	2464.97

# Bookcases

## Bookcase Shelf



JBSA  
Class FM

**Features**

- Includes shelf and clips.
- Shelf clearance is 11.875"(302mm).
- Bookcase shelf to be used in X Series bookcase only.

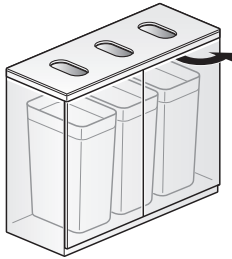
**To Order, Specify:**

- 1) Product number.
- 2) Trim color.

Unit Width	Shelf Depth	Shelf Thickness	Number	Trim	
				A	B
29.885"(759mm)	13.25"(337mm)	0.625"(16mm)	JBSA-30	\$ 115.23	\$ 137.86
35.885"(911mm)			JBSA-36	124.28	151.43
41.885"(1064mm)			JBSA-42	133.33	165.00

# Waste Solutions

## Recycling Station



JRPY-3948  
Class FM

### Features

- Includes:
  - Painted steel cabinet and top with three 11"(279mm) x 6"(152mm) openings.
  - Non-locking hinged doors
  - Clear acrylic overlay for top
  - 3 removable 23 gallon Rubbermaid™ recycle bins
- Acrylic top has specific cleaning requirements. Please follow cleaning guidelines found in Haworth's Care and Maintenance Standards.

### To Order, Specify:

- 1) Product number.
- 2) Trim color.

Height	Depth	Width	Number	Trim	
				A	B
39.5"(1003mm)	18.75"(476mm)	48"(1219mm)	JRPY-3948-SJAN	\$6471.68	\$6827.65

# X Series Resources

Surfaces Materials

COM Yardage Requirements

Index

Warranty

# Surface Materials

## Finish Color Legend

### Wood

<b>Grade A</b>	
<u>Obeche Double Cut</u>	
2P-RL	Applegate
WE-RD	Dune
WJ-RE	Ebony
2N-RL	Echo
W3-HR	Harbor
WE-RT	Melba
W4-PB	Pebble
<u>Walnut Natural Double Cut</u>	
CQ-HKL	Auburn
CQ-HBF	Clove
CQ-WG	Walnut Grove*
<b>Grade B*</b>	
<u>Cherry Natural</u>	
VC-CA1	Amber
VC-W23	American
VC-HKF	Burgundy
VC-W33	Caramel
VC-W30	Heritage
VC-W32	Pacific
VC-HKA	Toffee
<u>Maple Natural</u>	
VP-LM	Light
VP-N	Natural
<u>Maple Quarter Cut</u>	
NM-N	Natural
<u>Oak Natural</u>	
VJ-HKC	Urban
<u>Walnut Natural</u>	
VR-CPK	Bourbon
VR-HKG	Columbian
VR-W15	Espresso
VR-W31	Retro
<u>Walnut Quarter Cut</u>	
NW-W35	Clear
NW-W31	Retro
<u>White Oak Rift Cut</u>	
NR-W35	Clear
NR-W15	Espresso
NR-W40	Mocha

### HPL

<b>Grade A</b>	
<u>Solid Color</u>	
H-34	Beige
H-AK	Chalk
H-8J	Charcoal
H-3J	Graphite
H-62	Gray Tone
H-WL	Linen
H-3P	Platinum
H-AA	Putty
H-3E	Smoke
<u>Patterned</u>	
H-P1	Linen Casual
H-P2	Linen Classic
H-P3	Linen Crisp
H-P4	Linen Flax
<u>Wood Grain</u>	
H-B06	Brazilwood
H-E79	Colombian Walnut
H-AE	Maple
H-DYP	New Age Oak
H-E15	River Cherry
H-C09	Williamsburg Cherry
<b>Grade B</b>	
<u>Premium Wood Grain</u>	
H-C8	Blonde Modern Cherry
H-D1	Daintree
H-KP	Field Elm
H-KN	Grey Elm
H-KM	Landmark Wood
H-D2	Mocha Modern Cherry
H-KL	Neo Walnut
H-KR	Phantom Ecu
H-KS	Phantom Pearl
H-C9	Spiced Modern Cherry

### Edgeband

<u>Solid Color</u>	
HP-34	Beige
HP-AK	Chalk
HP-8J	Charcoal
HP-3J	Graphite
HP-62	Gray Tone
HP-WL	Linen
HP-3P	Platinum
HP-AA	Putty
HP-3E	Smoke
<u>Patterned</u>	
HP-P1	Linen Casual
HP-P2	Linen Classic
HP-P3	Linen Crisp
HP-P4	Linen Flax
<u>Wood Grain</u>	
HP-C8	Blonde Modern Cherry
HP-B06	Brazilwood
HP-E79	Colombian Walnut
HP-D1	Daintree
HP-KP	Field Elm
HP-KN	Grey Elm
HP-KM	Landmark Wood
HP-AE	Maple
HP-D2	Mocha Modern Cherry
HP-KL	Neo Walnut
HP-DYP	New Age Oak
HP-KR	Phantom Ecu
HP-KS	Phantom Pearl
HP-PW	Ply Edge
HP-E15	River Cherry
HP-C9	Spiced Modern Cherry
HP-C09	Williamsburg Cherry

### Trim

<b>Grade A</b>	
<u>Paint</u>	
LN-F	Black**
TR-R	Beige
TR-AK	Chalk
TR-K	Charcoal
TR-C1	Cocoa
TR-J	Graphite
TR-G	Gray Tone
TR-AA	Putty
TR-E	Smoke
TR-PLS	Smooth Plaster
TR-FM	Snow
<u>Smooth</u>	
LN-F	Black**
<u>Textured</u>	
TR-TG	Grout
TR-TF	Pitch
TR-TW	Plaster
<b>Grade B</b>	
<u>Smooth</u>	
TR-IE	Accent Orange
TR-1G	Blue Jay
TR-1R	Brownstone
TR-CTS	Chartreuse
TR-1N	Night
TR-1Q	Park
TR-RR	Rusty Red
TR-1M	Sable
TR-1J	Sky Blue
TR-1K	Wren
<u>Smooth Metallic</u>	
TR-MC	Champagne
TR-DM	Dark Bronze
TR-BG	Light Bronze
TR-MG	Gunmetal
TR-LE	Silver
<u>Textured Metallic</u>	
TR-AR	Argent
TR-HE	Hellenic

### Lock Plugs

LR-BL	Black
LR-BP	Chrome

\*Finger pull (F) and profiled edges available in Walnut Grove and Wood Group B only.

\*\*Paint B metallic while not recommended is available and can be priced through Lynx.

**ALERT:** These materials are current, however they are being considered for future obsolescence due to low volume.

<p><b>Wood</b></p> <p>VJ-W42 Brindle</p> <p>2R-RL Butternut</p> <p>NW-W15 Espresso</p> <p>NP-W08 Golden</p> <p>NP-W07 Light</p> <p>NX-U Medium</p> <p>VR-W12 Naturally Walnut</p> <p>WC-RW Wenge</p>	<p><b>HPL</b></p> <p>H-AM Amber Cherry</p> <p>H-AD Medium Cherry</p>	<p><b>Trim</b></p> <p>TR-1F Accent Red</p> <p>TR-CTS Chartreuse</p> <p>TR-1H Terra</p>
--	--	--

## Forest Stewardship Council® (FSC®) Statement:

In our continuing support of sustainable forestry and responsible purchasing, Haworth North America is offering FSC certified wood products at no up-charge. By providing FSC certified material, Haworth is supporting our client's green building goals and demonstrating our collective commitment to source materials more sustainably.

Haworth will provide to you the necessary FSC-certified paperwork with your shipment. For more information, FAQs, and a complete FSC product list (including product exceptions), go to the Library and search FSC.

Haworth FSC Trademark License #FSC-C002821

# Surface Materials

## Fabrics/Color Legend

### Vertical Fabrics

- Grade A**  
 (6X) Chevron  
 (35) Etch  
 (L6) Highlands  
 (C1) Striae  
 (PY) Tailored  
 (3A) Tellure
- Grade B**  
 (4HV) Blanket  
 (33) Camp  
 (L5) Classic  
 (34) Fields  
 (3JV) Hobson  
 (6) Hue  
 (32) Peca  
 (PV) Ritz  
 (WS) Shimmer
- Grade C**  
 (SW) Sisal  
 (45) Thorma
- Grade D**  
 (6KV) Dots  
 (3SV) Scapes

### Seating Fabrics

- Grade A**  
 (4H) Blanket  
 (3J) Hobson  
 (4J) Morse  
 (2A) Pixel  
 (3L) Novelty  
 (3A) Tellure  
 (XJ) Wellington
- Grade B**  
 (4N) Diagonale  
 (4Z) Element  
 (4E) English Tweed  
 (S6) Floyd by Kvadrat  
 (S4) Kaleidoscope  
 (SN) Pemberton  
 (4V) Ramie  
 (S8) Reflect by Kvadrat  
 (MV) Tech
- Grade C**  
 (6K) Dots  
 (67) King II  
 (68) Maya II  
 (4T) Oceanic  
 (3S) Scapes
- Grade D**  
 (LN) Atlas by Kvadrat  
 (4D) Big Arrow  
 (1K) Big Diagonale  
 (NV) Clara 2 by Kvadrat  
 (JB) Ootswold  
 (66) Class II  
 (6M) Main Line Flax  
 (S7) Melange Nap by Kvadrat  
 (RP) Recheck by Kvadrat
- Grade E**  
 (XG) Brisa  
 (SY) Steelcut Trio 3 by Kvadrat
- Grade F**  
 (SV) Divina Melange 3 by Kvadrat  
 (SZ) Hallingdale 65 by Kvadrat

\* For most current finish and fabric availability please reference [surfaces.haworth.com](https://surfaces.haworth.com).

**ALERT:** These materials are current, however they are being considered for future obsolescence due to low volume.

**Fabrics**

(PH) Birds Nest  
 (1X) Gauge  
 (MM) Twist

### Haworth+

For information on the Haworth+ alliance program, including images and product availability, please refer to: [Haworth.com](https://www.haworth.com) > Surface Collection > Haworth+ Library

### Customer's Own Material (COM)

For general Customer's Own Material (COM) information including processes and forms, please refer to: [Haworth.com](https://www.haworth.com) > Surface Collection > Resources > COM  
 For information on approved COM's, please refer to: [Haworth.com](https://www.haworth.com) > Surface Collection > COM Library

# COM Yardage Requirements

## X Series Tackboard Fabric Usage

Nominal (Inches)	66"(1676mm) Roll (Linear Yards)			54"(1372mm) Roll (Linear Yards)		
	Width	Directional	Railroad	Non-directional	Directional	Railroad
<b>Fabric Tackboards for Vertical Storage Units</b>						
48"(1219mm)	0.65	0.47	0.47	0.65	0.71	0.65
60"(1524mm)	0.65	0.58	0.58	N/A	0.87	0.87
66"(1676mm)	1.30	0.70	0.70	1.30	1.05	1.05
72"(1829mm)	1.30	0.75	0.75	1.30	1.13	1.13

# Index

Products are listed alphabetically in this index by alpha-numeric prefix/suffix codes.

<b>Product Code</b>	<b>Product Description</b>	<b>Page</b>
DHW-KFFWDS	Desk Shells — Executive Bow Front	.66
DVW-KBLSDS4Y	Convergenents — Curved Wrap-Around D-Top — Double Support Leg	.102
J2BB-7324	24"W Personal Storage Towers — Bookcase Upper Storage	.201
J2BB-824	24"W Personal Storage Towers — Bookcase Upper Storage	.201
J2BC-4815	15"W Personal Storage Towers — Bookcase Upper Storage	.193
J2BF-5615	15"W Personal Storage Towers — Bookcase Upper Storage	.193
J2BG-4824	24"W Personal Storage Towers — Bookcase Upper Storage	.201
J2BW-4824-SS	Filing & Storage with Individually Locking Drawers — 4H Personal Storage Tower with Bookcase Upper Storage	.250
J2BW-5624-SS	Filing & Storage with Individually Locking Drawers — 5H Personal Storage Tower with Bookcase	.253
J2HB-4824	24"W Personal Storage Towers — Hinged Door Upper Storage	.197
J2HD-5615	15"W Personal Storage Towers — Hinged Door Upper Storage	.190
J2HG-7324	24"W Personal Storage Towers — Hinged Door Upper Storage	.197
J2HK-4815	15"W Personal Storage Towers — Hinged Door Upper Storage	.190
J2HL-4015	15"W Personal Storage Towers — Hinged Door Upper Storage	.190
J2HM-6324	24"W Personal Storage Towers — Hinged Door Upper Storage	.197
J2HQ-4024	24"W Personal Storage Towers — Hinged Door Upper Storage	.197
J2HW-4824-SS	Filing & Storage with Individually Locking Drawers — 4H Personal Storage Tower with Hinged Door Upper Storage	.249
J2HW-5624-SS	Filing & Storage with Individually Locking Drawers — 5H Personal Storage Tower with Hinged Door Upper Storage	.251
J2NB-2724	24"W Personal Storage Towers — No Upper Storage	.195
J2NM-3924	24"W Personal Storage Towers — No Upper Storage	.195
JA18-3936-AR	Lockers — Cubby Locker	.216
JA18-5112-R	Lockers — Single Locker	.207
JA18-5118-R	Lockers — Single Locker	.207
JA18-5124-R	Lockers — Double Locker	.210
JA18-5136-GR	Lockers — Cubby Locker	.216
JA18-5136-JR	Lockers — Cubby Combination Locker	.218
JA18-5136-LR	Lockers — Cubby Combination Locker	.218
JA18-5136-W	Lockers — Double Group Locker	.212
JA18-5136-Y	Lockers — Triple Group Locker	.214
JA18-6336-CR	Lockers — Cubby Combination Locker	.218
JA18-6336-ER	Lockers — Cubby Combination Locker	.218
JA18-6336-GR	Lockers — Cubby Locker	.216
JA18-6336-NR	Lockers — Cubby Locker	.216
JA24-5124-R	Lockers — Double Locker	.210
JABB-L	Vertical Storage Units — Brackets — Corner Support Bracket	.177
JABB-R	Vertical Storage Units — Brackets — Corner Support Bracket	.177
JABR-L	Vertical Storage Units — Brackets — Bridge/Return Support Bracket	.177
JABR-R	Vertical Storage Units — Brackets — Bridge/Return Support Bracket	.177
JACS-1812-S	Locker Accessories — Cubby Locker	.221
JADD-18-S	Locker Accessories — Locker Shelf with Personal Drawer	.220
JADP-18-S	Locker Accessories — Locker Shelf with Suspended File Frame	.220
JAR-3918-S	Locker Accessories — Locker Slat Rail	.221
JAS-1812-S	Lockers — Locker Shelf	.221
JAT-2409	Personal Storage Tower Accessories — Boot Tray	.205
JAT-2412	Locker Accessories — Locker Boot Tray	.222
JBCS-02	Bookcases — 2H, 3H, 4H and 5H	.283
JBCS-03	Bookcases — 2H, 3H, 4H and 5H	.283
JBCS-04	Bookcases — 2H, 3H, 4H and 5H	.283
JBCS-05	Bookcases — 2H, 3H, 4H and 5H	.283
JBDA-6	Pedestal Accessories — Dividers	.187
JBSA	Bookcases — Bookcase Shelf	.284

# Index

<b>Product Code</b>	<b>Product Description</b>	<b>Page</b>
JCPB-SS1	Combination Units — Freestanding — 2H with Hinged Door	262
JCPB-SS1A	Combination Units — Attached — 2H with Hinged Door	259
JCPC-1530	1.5H Filing & Storage — 1.5H Combination File — Proud Front	226
JCPE-SS1	Combination Units — Freestanding — 2H with Hinged Door	262
JCPE-SS1A	Combination Units — Attached — 2H with Hinged Door	259
JCPG-SS1	Combination Units — Freestanding — 2H with Hinged Door	262
JCPG-SS1A	Combination Units — Attached — 2H with Hinged Door	259
JCPJ-SS1	Combination Units — Freestanding — 2H with Hinged Door	262
JCPJ-SS1A	Combination Units — Attached — 2H with Hinged Door	259
JCPL-12	Combination Unit Accessories — Filing Kit	270
JCPL-12	Combination Units/Valet Accessories — Filing Kit	275
JCPR-S1	Combination Units — Freestanding — 2H	261
JCPR-S1A	Combination Units — Attached — 2H	258
JCPT-S1	Combination Units — Freestanding — 2H	261
JCPT-S1A	Combination Units — Attached — 2H	258
JCPV-SS1	Combination Units — Freestanding — 3H with One Lateral File Drawer	265
JCPV-SS1	Combination Units — Freestanding — 4H with One Lateral File Drawer	266
JCPX-SS1	Combination Units — Freestanding — 5H with Three Lateral File Drawers	269
JCPY-SS1	Combination Units — Freestanding — 4H with Two Lateral File Drawers	267
JCPY-SS1	Combination Units — Freestanding — 5H with Two Lateral File Drawers	268
JCPZ-1530	1.5H Filing & Storage — 1.5H Combination File — Proud Front	226
JCPZ-S1	Combination Units — Attached/Freestanding — 2H with Open Shelf	264
JCPZ-S1A	Combination Units — Attached/Freestanding — 2H with Open Shelf	264
JCRC-1530	1.5H Filing & Storage — 1.5H Combination File — Inset Front	229
JCRZ-1530	1.5H Filing & Storage — 1.5H Combination File — Inset Front	229
JCTB-24	Pedestal Accessories — Pedestal Cushion Kit	187
JCVL-18	Vertical Storage Units — Slat Rail/Tackboard	176
JCVS-18	Vertical Storage Units — Slat Rail/Tackboard	176
JDAL-JALLDS	Extended Transitional Corners — Pedestal-Supported Extended Transitional Wrap-Around Corner	135
JDAL-JALLDS44	Extended Corners — Extended Curved Wrap-Around Pedestal Corner	117
JDAL-JALSDDS	Extended Transitional Corners — Pedestal-Supported Extended Transitional Wrap-Around Corner	135
JDAL-JALSDDS44	Extended Corners — Extended Curved Wrap-Around Pedestal Corner	117
JDAL-JALWDS	Extended Transitional Corners — Pedestal-Supported Extended Transitional Wrap-Around Corner	135
JDAL-JALWDS44	Extended Corners — Extended Curved Wrap-Around Pedestal Corner	117
JDAL-JARLDS44	Extended Corners — Extended Curved Wrap-Around Pedestal Corner	117
JDAL-JARSDS44	Extended Corners — Extended Curved Wrap-Around Pedestal Corner	117
JDAL-JARWDS44	Extended Corners — Extended Curved Wrap-Around Pedestal Corner	117
JDAL-JFLLDS	Extended Transitional Corners — Extended Transitional Wrap-Around Corner	147
JDAL-JFLLDS44	Extended Corners — Extended Curved Wrap-Around Corner	123
JDAL-JFLSDDS	Extended Transitional Corners — Extended Transitional Wrap-Around Corner	147
JDAL-JFLSDDS44	Extended Corners — Extended Curved Wrap-Around Corner	123
JDAL-JFLWDS	Extended Transitional Corners — Extended Transitional Wrap-Around Corner	147
JDAL-JFLWDS44	Extended Corners — Extended Curved Wrap-Around Corner	123
JDAL-JFRLDS44	Extended Corners — Extended Curved Wrap-Around Corner	123
JDAL-JFRSDDS44	Extended Corners — Extended Curved Wrap-Around Corner	123
JDAL-JFRWDS44	Extended Corners — Extended Curved Wrap-Around Corner	123
JDAL-JHHLDS44	Corners — Curved Wrap-Around Corner	111
JDAL-JHHSDDS44	Corners — Curved Wrap-Around Corner	111
JDAL-JHHWDS44	Corners — Curved Wrap-Around Corner	111
JDAL-JHLLDS	Extended Transitional Corners — Extended Transitional Wrap-Around Corner	129
JDAL-JHLLDS44	Extended Corners — Extended Curved Wrap-Around Corner	115
JDAL-JHLSDDS	Extended Transitional Corners — Extended Transitional Wrap-Around Corner	129

# Index

<u>Product Code</u>	<u>Product Description</u>	<u>Page</u>
JDAL-JHLSDS44	Extended Corners — Extended Curved Wrap-Around Corner	.115
JDAL-JHLWDS	Extended Transitional Corners — Extended Transitional Wrap-Around Corner	.129
JDAL-JHLWDS44	Extended Corners — Extended Curved Wrap-Around Corner	.115
JDAL-JHRLDS44	Extended Corners — Extended Curved Wrap-Around Corner	.115
JDAL-JHRSDS44	Extended Corners — Extended Curved Wrap-Around Corner	.115
JDAL-JHRWDS44	Extended Corners — Extended Curved Wrap-Around Corner	.115
JDAW-KALLDS	Extended Transitional Corners — Pedestal-Supported Extended Transitional Wrap-Around Corner	.135
JDAW-KALLDS44	Extended Corners — Extended Curved Wrap-Around Pedestal Corner	.117
JDAW-KALSDS	Extended Transitional Corners — Pedestal-Supported Extended Transitional Wrap-Around Corner	.135
JDAW-KALS44	Extended Corners — Extended Curved Wrap-Around Pedestal Corner	.117
JDAW-KALWDS	Extended Transitional Corners — Pedestal-Supported Extended Transitional Wrap-Around Corner	.135
JDAW-KALWDS44	Extended Corners — Extended Curved Wrap-Around Pedestal Corner	.117
JDAW-KARLDS44	Extended Corners — Extended Curved Wrap-Around Pedestal Corner	.117
JDAW-KARSDS44	Extended Corners — Extended Curved Wrap-Around Pedestal Corner	.117
JDAW-KARWDS44	Extended Corners — Extended Curved Wrap-Around Pedestal Corner	.117
JDAW-KFLLDS	Extended Transitional Corners — Extended Transitional Wrap-Around Corner	.147
JDAW-KFLLDS44	Extended Corners — Extended Curved Wrap-Around Corner	.123
JDAW-KFLSDS	Extended Transitional Corners — Extended Transitional Wrap-Around Corner	.147
JDAW-KFLS44	Extended Corners — Extended Curved Wrap-Around Corner	.123
JDAW-KFLWDS	Extended Transitional Corners — Extended Transitional Wrap-Around Corner	.147
JDAW-KFLWDS44	Extended Corners — Extended Curved Wrap-Around Corner	.123
JDAW-KFRLDS44	Extended Corners — Extended Curved Wrap-Around Corner	.123
JDAW-KFRSDS44	Extended Corners — Extended Curved Wrap-Around Corner	.123
JDAW-KFRWDS44	Extended Corners — Extended Curved Wrap-Around Corner	.123
JDAW-KHHLDS44	Corners — Curved Wrap-Around Corner	.111
JDAW-KHHSDS44	Corners — Curved Wrap-Around Corner	.111
JDAW-KHHWDS44	Corners — Curved Wrap-Around Corner	.111
JDAW-KHLLDS	Extended Transitional Corners — Extended Transitional Wrap-Around Corner	.129
JDAW-KHLLDS44	Extended Corners — Extended Curved Wrap-Around Corner	.115
JDAW-KHLSDS	Extended Transitional Corners — Extended Transitional Wrap-Around Corner	.129
JDAW-KHLS44	Extended Corners — Extended Curved Wrap-Around Corner	.115
JDAW-KHLWDS	Extended Transitional Corners — Extended Transitional Wrap-Around Corner	.129
JDAW-KHLWDS44	Extended Corners — Extended Curved Wrap-Around Corner	.115
JDAW-KHRLDS44	Extended Corners — Extended Curved Wrap-Around Corner	.115
JDAW-KHRSDS44	Extended Corners — Extended Curved Wrap-Around Corner	.115
JDAW-KHRWDS44	Extended Corners — Extended Curved Wrap-Around Corner	.115
JDBL-JNNNDSS	Bridges — Bridge	.82
JDBL-KNNNDSS	Bridges — Bridge	.82
JDDL-JBFLNN	Convergents — D-Top — Double Support Leg	.91
JDDL-JBFSNN	Convergents — D-Top — Double Support Leg	.91
JDDL-JBFWNN	Convergents — D-Top — Double Support Leg	.91
JDDL-JBLLDS	Convergents — D-Top — Double Support Leg	.91
JDDL-JBLS44	Convergents — D-Top — Double Support Leg	.91
JDDL-JBLWDS	Convergents — D-Top — Double Support Leg	.91
JDDL-JBRLDS	Convergents — D-Top — Double Support Leg	.91
JDDL-JBRSDS	Convergents — D-Top — Double Support Leg	.91
JDDL-JBRWDS	Convergents — D-Top — Double Support Leg	.91
JDDL-JDFL	Convergents — D-Top — With Columnn	.85
JDDL-JDFW	Convergents — D-Top — With Columnn	.85
JDDL-JDS	Convergents — D-Top — With Columnn	.85
JDDW-KBFLNN	Convergents — D-Top — Double Support Leg	.91
JDDW-KBFSNN	Convergents — D-Top — Double Support Leg	.91

# Index

<b>Product Code</b>	<b>Product Description</b>	<b>Page</b>
JDDW-KBFWNN	Convergents — D-Top — Double Support Leg . . . . .	.91
JDDW-KBL LDS	Convergents — D-Top — Double Support Leg . . . . .	.91
JDDW-KBLSDS	Convergents — D-Top — Double Support Leg . . . . .	.91
JDDW-KBLWDS	Convergents — D-Top — Double Support Leg . . . . .	.91
JDDW-KBRLDS	Convergents — D-Top — Double Support Leg . . . . .	.91
JDDW-KBRSDS	Convergents — D-Top — Double Support Leg . . . . .	.91
JDDW-KBRWDS	Convergents — D-Top — Double Support Leg . . . . .	.91
JDDW-KDFL	Convergents — D-Top — With Columnn . . . . .	.85
JDDW-KDFS	Convergents — D-Top — With Columnn . . . . .	.85
JDDW-KDFW	Convergents — D-Top — With Columnn . . . . .	.85
JDGL-JAANDS	Double Pedestal Desks — Standard Bow Front . . . . .	.21
JDGL-JAFLDS	Single Pedestal Desks — Standard Bow Front . . . . .	.30
JDGL-JAFSDS	Single Pedestal Desks — Standard Bow Front . . . . .	.30
JDGL-JAFWDS	Single Pedestal Desks — Standard Bow Front . . . . .	.30
JDGL-JFFLDS	Desk Shells — Standard Bow Front . . . . .	.54
JDGL-JFFSDS	Desk Shells — Standard Bow Front . . . . .	.54
JDGL-JFFWDS	Desk Shells — Standard Bow Front . . . . .	.54
JDGW-KAANDS	Double Pedestal Desks — Standard Bow Front . . . . .	.21
JDGW-KAFLDS	Single Pedestal Desks — Standard Bow Front . . . . .	.30
JDGW-KAFSDS	Single Pedestal Desks — Standard Bow Front . . . . .	.30
JDGW-KAFWDS	Single Pedestal Desks — Standard Bow Front . . . . .	.30
JDGW-KFFLDS	Desk Shells — Standard Bow Front . . . . .	.54
JDGW-KFFSDS	Desk Shells — Standard Bow Front . . . . .	.54
JDGW-KFFWDS	Desk Shells — Standard Bow Front . . . . .	.54
JDHL-JAANDS	Double Pedestal Desks — Executive Bow Front . . . . .	.23
JDHL-JAFLDS	Single Pedestal Desks — Executive Bow Front . . . . .	.42
JDHL-JAFSDS	Single Pedestal Desks — Executive Bow Front . . . . .	.42
JDHL-JAFWDS	Single Pedestal Desks — Executive Bow Front . . . . .	.42
JDHL-JFFLDS	Desk Shells — Executive Bow Front . . . . .	.66
JDHL-JFFSDS	Desk Shells — Executive Bow Front . . . . .	.66
JDHL-JFFWDS	Desk Shells — Executive Bow Front . . . . .	.66
JDHW-KAANDS	Double Pedestal Desks — Executive Bow Front . . . . .	.23
JDHW-KAFLDS	Single Pedestal Desks — Executive Bow Front . . . . .	.42
JDHW-KAFSDS	Single Pedestal Desks — Executive Bow Front . . . . .	.42
JDHW-KAFWDS	Single Pedestal Desks — Executive Bow Front . . . . .	.42
JDHW-KFFLDS	Desk Shells — Executive Bow Front . . . . .	.66
JDHW-KFFSDS	Desk Shells — Executive Bow Front . . . . .	.66
JDKL-JHHLDS44	Corners — Corner . . . . .	.107
JDKL-JHHS44	Corners — Corner . . . . .	.107
JDKL-JHHWDS44	Corners — Corner . . . . .	.107
JDKW-KHHLDS44	Corners — Corner . . . . .	.107
JDKW-KHHS44	Corners — Corner . . . . .	.107
JDKW-KHHWDS44	Corners — Corner . . . . .	.107
JDRL-JNANDSS	Returns — Pedestal Return . . . . .	.73
JDRL-JNFLDSS	Returns — Return . . . . .	.75
JDRL-JNFSDSS	Returns — Return . . . . .	.75
JDRL-JNFDWSS	Returns — Return . . . . .	.75
JDRW-KNANDSS	Returns — Pedestal Return . . . . .	.73
JDRW-KNFLDSS	Returns — Return . . . . .	.75
JDRW-KNFSDSS	Returns — Return . . . . .	.75
JDRW-KNFDWSS	Returns — Return . . . . .	.75
JDSL	Credenza Tops — Credenza Top . . . . .	.160

# Index

<b>Product Code</b>	<b>Product Description</b>	<b>Page</b>
JDSL-JAANDS	Double Pedestal Desks — Standard Rectangular	.20
JDSL-JAFLDS	Single Pedestal Desks — Executive Rectangular	.36
JDSL-JAFLDS	Single Pedestal Desks — Standard Rectangular	.24
JDSL-JAFSDS	Single Pedestal Desks — Standard Rectangular	.24
JDSL-JAFWDS	Single Pedestal Desks — Standard Rectangular	.24
JDSL-JFFLDS	Desk Shells — Standard Rectangular	.48
JDSL-JFFSDS	Desk Shells — Standard Rectangular	.48
JDSL-JFFWDS	Desk Shells — Standard Rectangular	.48
JDSW	Credenza Tops — Credenza Top	.160
JDSW-KAANDS	Double Pedestal Desks — Standard Rectangular	.20
JDSW-KAFLDS	Single Pedestal Desks — Standard Rectangular	.24
JDSW-KAFSDS	Single Pedestal Desks — Standard Rectangular	.24
JDSW-KAFWDS	Single Pedestal Desks — Standard Rectangular	.24
JDSW-KFFLDS	Desk Shells — Standard Rectangular	.48
JDSW-KFFSDS	Desk Shells — Standard Rectangular	.48
JDSW-KFFWDS	Desk Shells — Standard Rectangular	.48
JDVL-JBLLDS4Y	Convergents — Curved Wrap-Around D-Top — Double Support Leg	.102
JDVL-JBLSDS4Y	Convergents — Curved Wrap-Around D-Top — Double Support Leg	.102
JDVL-JBLWDS4Y	Convergents — Curved Wrap-Around D-Top — Double Support Leg	.102
JDVL-JBRLDS4N	Convergents — Curved Wrap-Around D-Top — Double Support Leg	.102
JDVL-JBRLDS4Y	Convergents — Curved Wrap-Around D-Top — Double Support Leg	.102
JDVL-JBRSDS4N	Convergents — Curved Wrap-Around D-Top — Double Support Leg	.102
JDVL-JBRSDS4Y	Convergents — Curved Wrap-Around D-Top — Double Support Leg	.102
JDVL-JBRWDS4N	Convergents — Curved Wrap-Around D-Top — Double Support Leg	.102
JDVL-JBRWDS4Y	Convergents — Curved Wrap-Around D-Top — Double Support Leg	.102
JDVL-JDLLDS4	Convergents — Curved Wrap-Around D-Top — With Column	.98
JDVL-JDLSDS4	Convergents — Curved Wrap-Around D-Top — With Column	.98
JDVL-JDLWDS4	Convergents — Curved Wrap-Around D-Top — With Column	.98
JDVL-JDRLDS4	Convergents — Curved Wrap-Around D-Top — With Column	.98
JDVL-JDRSDS4	Convergents — Curved Wrap-Around D-Top — With Column	.98
JDVL-JDRWDS4	Convergents — Curved Wrap-Around D-Top — With Column	.98
JDVW-KBLLDS4Y	Convergents — Curved Wrap-Around D-Top — Double Support Leg	.102
JDVW-KBLWDS4Y	Convergents — Curved Wrap-Around D-Top — Double Support Leg	.102
JDVW-KBRLDS4N	Convergents — Curved Wrap-Around D-Top — Double Support Leg	.102
JDVW-KBRLDS4Y	Convergents — Curved Wrap-Around D-Top — Double Support Leg	.102
JDVW-KBRSDS4N	Convergents — Curved Wrap-Around D-Top — Double Support Leg	.102
JDVW-KBRSDS4Y	Convergents — Curved Wrap-Around D-Top — Double Support Leg	.102
JDVW-KBRWDS4N	Convergents — Curved Wrap-Around D-Top — Double Support Leg	.102
JDVW-KBRWDS4Y	Convergents — Curved Wrap-Around D-Top — Double Support Leg	.102
JDVW-KDLLDS4	Convergents — Curved Wrap-Around D-Top — With Column	.98
JDVW-KDLSDS4	Convergents — Curved Wrap-Around D-Top — With Column	.98
JDVW-KDLWDS4	Convergents — Curved Wrap-Around D-Top — With Column	.98
JDVW-KDRLDS4	Convergents — Curved Wrap-Around D-Top — With Column	.98
JDVW-KDRSDS4	Convergents — Curved Wrap-Around D-Top — With Column	.98
JDVW-KDRWDS4	Convergents — Curved Wrap-Around D-Top — With Column	.98
JDXL-JAANDS	Double Pedestal Desks — Executive Rectangular	.22
JDXL-JAFSDS	Single Pedestal Desks — Executive Rectangular	.36
JDXL-JAFWDS	Single Pedestal Desks — Executive Rectangular	.36
JDXL-JFFLDS	Desk Shells — Executive Rectangular	.60
JDXL-JFFSDS	Desk Shells — Executive Rectangular	.60
JDXL-JFFWDS	Desk Shells — Executive Rectangular	.60
JDXW-KAANDS	Double Pedestal Desks — Executive Rectangular	.22

# Index

<b>Product Code</b>	<b>Product Description</b>	<b>Page</b>
JDXW-KAFLDS	Single Pedestal Desks — Executive Rectangular	.36
JDXW-KAFSDS	Single Pedestal Desks — Executive Rectangular	.36
JDXW-KAFWDS	Single Pedestal Desks — Executive Rectangular	.36
JDXW-KFFLDS	Desk Shells — Executive Rectangular	.60
JDXW-KFFSDS	Desk Shells — Executive Rectangular	.60
JDXW-KFFWDS	Desk Shells — Executive Rectangular	.60
JFDA-15	Accessories — Dividers	.243
JFFA-15	Accessories — Front-to-Back Hanging Bars	.243
JFHA	Accessories — Side-to-Side Hanging Bars	.243
JFWA	Accessories — Counterweight	.244
JLPD-1530	1.5H Filing & Storage — 1.5H Lateral File - Proud Front	.225
JLPD-S1	Lateral Files — Freestanding — Proud Style	.233
JLPD-S1A	Lateral Files — Attached — Proud Style	.232
JLPW-0230-S	Filing & Storage with Individually Locking Drawers — Lateral File - Proud Style - Freestanding	.255
JLPW-0230-S-A	Filing & Storage with Individually Locking Drawers — 2H Lateral File - Proud Style - Attached	.254
JLPW-0330-S	Filing & Storage with Individually Locking Drawers — Lateral File - Proud Style - Freestanding	.255
JLPW-0430-S	Filing & Storage with Individually Locking Drawers — Lateral File - Proud Style - Freestanding	.255
JLPW-0530-S	Filing & Storage with Individually Locking Drawers — Lateral File - Proud Style - Freestanding	.255
JLPX-0530-S	Filing & Storage with Individually Locking Drawers — Lateral File - Proud Style - Freestanding	.255
JLRC-SJ	Lateral Files — Freestand — Inset Style	.236
JLRD-1530	1.5H Filing & Storage — 1.5H Lateral File - Inset Front	.228
JLRD-SJ	Lateral Files — Freestand — Inset Style	.236
JLRD-SJA	Lateral Files — Attached — 2H - Inset Style	.235
JNAB-30-S	1.5H Filing & Storage — Accessories — Base Liner	.230
JNAB-30-S	Locker Accessories — Base Liner	.222
JPAH-24	Pedestals — Attached	.179
JPAJ-24	Pedestals — Attached	.179
JPAQ-24	Pedestals — Attached	.179
JPAW-18-S	Filing & Storage with Individually Locking Drawers — Attached Pedestal	.245
JPDH	Desk Pedestals — Pedestal	.162
JPDJ	Desk Pedestals — Pedestal	.162
JPDQ	Desk Pedestals — Pedestal	.162
JPFC-1830-F	1.5H Filing & Storage — Accessories — Cushion	.230
JPHA-24	Pedestals — Suspended	.181
JPHH-24	Pedestals — Suspended	.181
JPHJ-24	Pedestals — Suspended	.181
JPHP-24	Pedestals — Suspended	.181
JPHQ-24	Pedestals — Suspended	.181
JPHW-18-S	Filing & Storage with Individually Locking Drawers — Suspended Pedestal	.246
JPMA-24	Pedestals — Mobile	.183
JPMH-24	Pedestals — Mobile	.183
JPMJ-24	Pedestals — Mobile	.183
JPMP-24	Pedestals — Mobile	.183
JPMQ-24	Pedestals — Mobile	.183
JPMW-18-S	Filing & Storage with Individually Locking Drawers — Mobile Pedestal	.247
JPTA-24	Pedestals — Tug	.185
JPTA-6	Pedestal Accessories — Pencil Tray	.187
JPTH-24	Pedestals — Tug	.185
JPTJ-24	Pedestals — Tug	.185
JPTP-24	Pedestals — Tug	.185
JPTQ-24	Pedestals — Tug	.185
JPTW-24-S	Filing & Storage with Individually Locking Drawers — Tug Pedestal	.248

# Index

<b>Product Code</b>	<b>Product Description</b>	<b>Page</b>
JRFC-1830-F	1.5H Filing & Storage — Accessories — Cushion	230
JRPY-3948	Waste Solutions — Recycling Station	285
JSCA	Storage Cabinet/Wardrobe Accessories — Storage Cabinet Coat Rod	282
JSCK-18	Pedestal Accessories — Stationary Pedestal Conversion Kit	188
JSPN-1530	1.5H Filing & Storage — 1.5H Open Storage Case – Proud Top	228
JSPY-1530	1.5H Filing & Storage — 1.5H Storage Cabinet with Hinged Doors – Proud Front	227
JSPY-S1	Storage Cabinets — Freestanding — 2H	278
JSPY-S1	Storage Cabinets — Freestanding — 3H, 4H and 5H	279
JSPY-S1	Storage Cabinets — Freestanding — 3H, 4H and 5H	279
JSPY-S1	Storage Cabinets — Freestanding — 3H, 4H and 5H	279
JSPY-S1A	Storage Cabinets — Attached — 2H	277
JSRN-1530	1.5H Filing & Storage — 1.5H Open Storage Case – Inset Top	229
JSSA	Combination Unit Accessories — Storage Shelves	270
JSSA	Storage Cabinet/Wardrobe Accessories — Storage Cabinet/Wardrobe Shelf	282
JSSA-12	Combination Units with Valet — Valet Shelf	275
JSSA-15	Combination Unit Accessories — Storage Shelf	270
JSSA-15	Combination Units/Valet Accessories — Valet Shelf	275
JSSA-30	Combination Units/Valet Accessories — Storage Shelf	275
JSVL	Vertical Storage Units — Slat Rail	175
JSVS	Vertical Storage Units — Slat Rail	175
JTPL-1830	Lateral File Tops — Laminate for use with Proud Style Fronts — File Top	237
JTPL-1860	Lateral File Tops — Laminate for use with Proud Style Fronts — Common File Top	237
JTPL-3660	Lateral File Tops — Laminate for use with Proud Style Fronts — Common File Top	237
JTPW-1830	Lateral File Tops — Wood for use with Proud Style Fronts — File Top	238
JTPW-1860	Lateral File Tops — Wood for use with Proud Style Fronts — Common File Top	238
JTPW-3660	Lateral File Tops — Wood for use with Proud Style Fronts — Common File Top	238
JTRL-1830	Lateral File Tops — Laminate for use with Inset Style Fronts — File Top	239
JTRL-1860	Lateral File Tops — Laminate for use with Inset Style Fronts — Common File Top	239
JTRL-3660	Lateral File Tops — Laminate for use with Inset Style Fronts — Common File Top	239
JTRW-1830	Lateral File Tops — Wood for use with Inset Style Fronts — File Top	240
JTRW-1860	Lateral File Tops — Wood for use with Inset Style Fronts — Common File Top	240
JTRW-3660	Lateral File Tops — Wood for use with Inset Style Fronts — Common File Top	240
JTSA-15	Personal Storage Tower Accessories — Hinged Door Storage Shelf	204
JTSA-24	Personal Storage Tower Accessories — Side Bookcase Shelf	204
JTVL	Vertical Storage Units — Tackboard	174
JTVS	Vertical Storage Units — Tackboard	174
JUFL-LL	Vertical Storage Units — Flipper Door – HPL Front with HPL End Panels	169
JUFL-SL	Vertical Storage Units — Flipper Door – HPL Front with Steel End Panels	168
JUFL-WL	Vertical Storage Units — Flipper Door – HPL Front with Wood End Panels	170
JUFS-LL	Vertical Storage Units — Flipper Door – Steel Front with HPL End Panels	167
JUFS-SL	Vertical Storage Units — Flipper Door – Steel Front with Steel End Panels	166
JUHS-SL	Vertical Storage Units — Single Sliding Door	172
JUKS-SL	Vertical Storage Units — Hinged Door	173
JUNN	Vertical Storage Units — Open Front	165
JUSL-SL	Vertical Storage Units — Slow-Close Flipper Door	171
JVPM-SS1	Combination Units with Valet — 5H Valet – 30"W	271
JVPM-SS1	Combination Units with Valet — 5H Valet – 30"W	271
JVPP-SS1	Combination Units with Valet — 5H Valet – 42"W	273
JVPP-SS1	Combination Units with Valet — 5H Valet – 42"W	273
JVPM-SS1	Combination Units with Valet — 5H Valet – 42"W	273
JVPM-SS1	Combination Units with Valet — 5H Valet – 42"W	273
JWPC-S1	Wardrobes — 4 H and 5H	281
JWPC-S1	Wardrobes — 4 H and 5H	281
KJFL	Accessories — Drawer Liner	242

# Index

<b>Product Code</b>	<b>Product Description</b>	<b>Page</b>
KJFL-0015-JD	Locker Accessoriess — Drawer Liner	.220
KJTY-10	Accessories — Personal Tray	.241
KJTY-12	Accessories — PDA Tray	.241
KJTY-9	Accessories — Pencil Tray	.241
KUAH-0002	Belong Work Tools — Accessories — Locker Accessories — Magnet Hooks	.223
KUAH-0003	Belong Work Tools — Accessories — Locker Accessories — Magnet Hook	.223
KUAR	Belong Work Tools — Accessories — Locker Accessories — Mirror	.223
KUAU-1203-JL	Accessories — U Channel Divider	.244
KUAU-1203-JP	Accessories — U Channel Divider	.244
KUAU-1603-JL	Accessories — U Channel Divider	.244
LDV	Accessories — Dividers	.243
NADR-8	Vertical Storage Units — Slat Rail/Tackboard — Shelf Divider	.176
VPL1-12	Pedestal Accessories — Filing Kits	.188
VPL2-12	Pedestal Accessories — Filing Kits	.188
ZJBB	Personal Storage Tower Accessories — PST to Worksurface Bracket	.204
ZZBT-1900	Personal Storage Tower Accessories — Storage-to-Panel Bracket	.205

# Product Compatibility and Limited Warranty Policy

## Great Expectations

You have them as a Haworth customer and so do we. And because we value our customers, we cover our products with the Haworth North America Product Compatibility and Limited Warranty Policy.

## Our Commitment To Product Compatibility – Integrated Product Platforms

As a market leader in the design and manufacture of workspaces that adapt to change, we strive to maintain product compatibility within our various generations of integrated product platforms. This benefits the customer who desires to update or modify their work environment. It also benefits the customer needing to replace a product due to damage or other reasons but which is no longer manufactured or is otherwise unavailable, such as a fabric or finish that is discontinued because of changing market preferences. In both circumstances, we often can provide products with comparable function and performance.

## Our Commitment To Product Quality – The Haworth North America Limited Warranty

To ensure customer satisfaction and peace of mind, we stand behind our products with the Haworth North America Limited Warranty. To review the current version of the limited warranty including its terms and conditions, please go to:

**[www.haworth.com/warranty](http://www.haworth.com/warranty) or contact [OneTouch@Haworth.com](mailto:OneTouch@Haworth.com) or 1 877 429 6784.**

## Warranty Requests or Questions

For questions or service requests pertaining to the Haworth Limited Warranty, please contact your Haworth dealer.

If you are unsure who your dealer is, please contact **[OneTouch@Haworth.com](mailto:OneTouch@Haworth.com) or 1 877 429 6784.**

# Terms of Sale

The Terms of Sale apply to all products in the North America Price Lists. To review the current version of the North American Terms of Sale, please go to:

**[www.haworth.com/terms-of-sale](http://www.haworth.com/terms-of-sale) or contact [OneTouch@Haworth.com](mailto:OneTouch@Haworth.com) or 1 877 429 6784.**

HAWORTH® is a registered trademark of Haworth, Inc.

© Haworth, Inc. All rights reserved. 2025 12.25

[haworth.com](http://haworth.com) | 800 344 2600